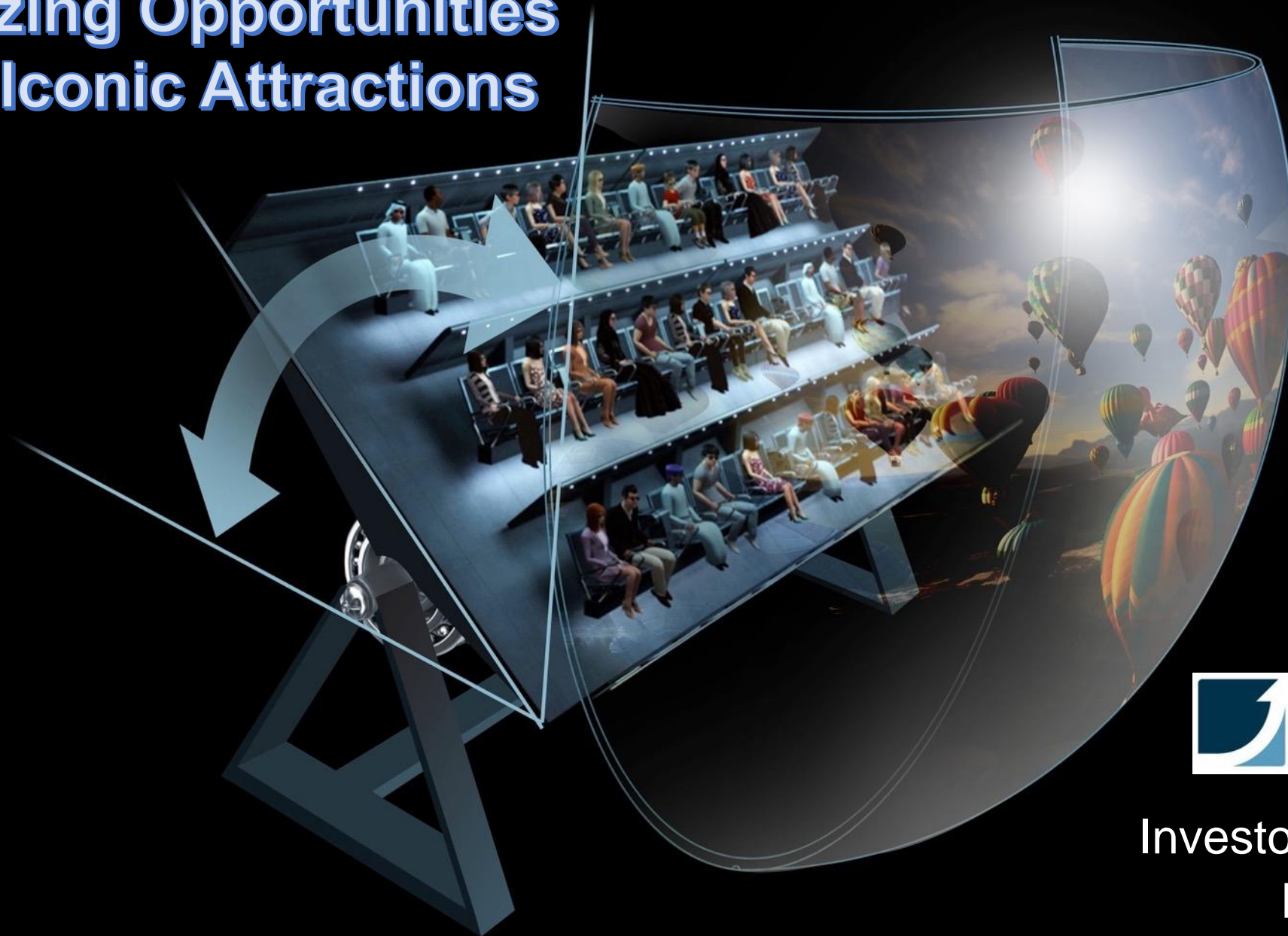


Amazing Opportunities with Iconic Attractions



Investor Presentation
February 2018

Reader Advisory

This presentation contains forward-looking statements, within the meaning of applicable securities legislation, concerning Empire's business and affairs.

In certain cases, forward-looking statements can be identified by the use of words such as "plans", "expects" or "does not expect", "budget", "scheduled", "estimates", "forecasts", "intends", "anticipates" or variations of such words and phrases or state that certain actions, events or results "may", "could", "would", "might" or "will be taken", "occur" or "be achieved".

These forward looking statements are based on current expectations, and are naturally subject to uncertainty and changes in circumstances that may cause actual results to differ materially.

Readers are cautioned not to place undue reliance on such forward-looking statements.

Forward-looking information is provided as of the date of this presentation, and Empire assumes no obligation to update or revise them to reflect new events or circumstances, except as may be required under applicable securities laws.

Neither the TSX Venture Exchange nor its Regulation Services Provider (as that term is defined in the policies of the TSX Venture Exchange) accepts responsibility for the adequacy or accuracy of this presentation.



Company Strengths



Compelling Industry Trends

Experienced Management Team

Unique Expertise & Proprietary Products & Service

Proven Growth & Ability to Execute Strategy

Strong Customer Relationships

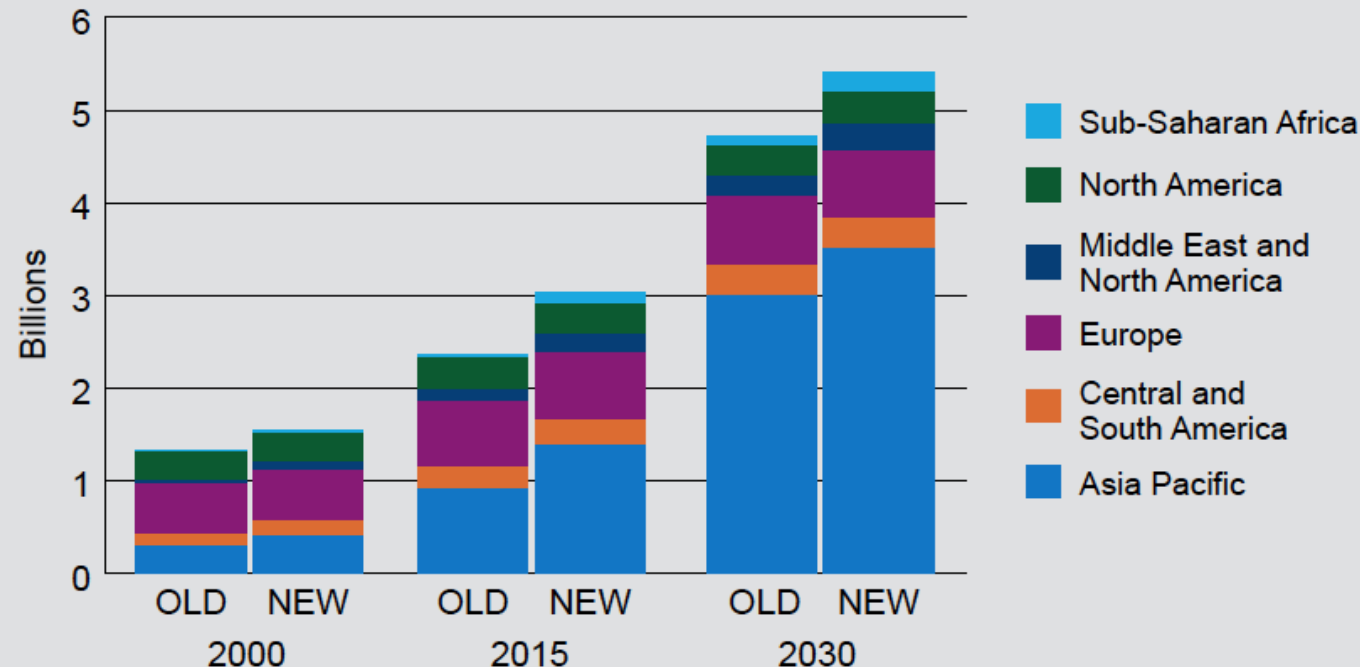
Global leader in rapid growth market

- Award-winning businesses, recognized as the 'world's best' in:
 - High-tech, media-based attractions market (Dynamic Attractions)
 - Large telescope market (Dynamic Structures)
- Exceptional, long term growth expected in the attractions market
- Strategic plan to enhance highly-successful contract manufacturer business with co-ownership of attractions now underway



Global growth in entertainment

- The middle class is growing even more rapidly than originally thought, particularly in Asia, with a disposable income and increased appetite for entertainment.
- Theme park construction is growing fast, particularly in Asia, where Empire is well-established.



The Unprecedented Expansion of the Global Middle Class

The Brookings Institution,
Global Economy & Development Program
2017




Creator of the most popular attractions

- Designer and builder of premium, media-based attractions
- Proprietary product line, such as Robotic Vehicles, Flying Theatres, Special Effects Roller Coasters, Autonomous Vehicles
- Recent awarded USD \$120 million contract; size considered an industry record
- Contract backlog of \$235 million (September 30, 2017)



Empire earns industry's top award, *again!*

- In November the company launched new products, demonstrating its game-changing technological capabilities.
- These innovative products come at a time when theme park operators are aggressively seeking differentiating rides to attract guests.
- Earned the coveted 'Best New Product Concept' at IAAPA 2017, the industry's definitive annual convention.
- This is the company's third successive win.





Proprietary Products



FLYING
THEATRE



RFX COASTER




THEATER
MOTION



ALL TERRAIN
DARK RIDE



ROBOTIC
ARM RIDE



DUELING
COASTERS



IMMERSIVE
TRANSPORTER




INDOOR AGV
WITH MOTION PLATFORM


Products and Services



- Proprietary Products
 - ❖ Iconic Dark Rides (tracked & trackless (autonomous vehicles))
 - ❖ High-tech theatre products
 - ❖ Special effects roller coasters
 - ❖ Self-propelled race vehicles



- Custom Manufactured Ride Systems
 - ❖ Cutting-edge rides that have never been built before
 - ❖ Created for famous entertainment destinations



- Unlimited Attractions™
 - ❖ Turn 'rides' into 'attractions'
 - ❖ Integrate story-telling, lighting, media, special effects with the ride system



- Parts and Services
 - ❖ Parts for rides manufactured by Dynamic and others
 - ❖ Maintenance and consulting services





Built 50+ iconic rides around the world



Co-ventures to generate recurring revenues

- Co-ventures are a natural extension of Empire's business, from manufacturer of ride systems and supplier of turnkey media-based attractions.
- Co-own and operate the Dynamic Attractions' Flying Theatre and its other proprietary attractions, under an exclusive license.
- Co-venture subsidiaries will partner directly with high traffic, tourist-based locations.
- Targeted profit is expected to be recurring and predictable, all of which is valuable from a market valuation perspective, especially in China.
- In August 2017, Empire announced a \$31 million Co-venture initiative – a letter of intent to structure and fund two flying theater attractions at key tourist venues in North America and China



Co-venture Start-Up Capital

➤ Source of Funds...\$31 million

\$12 million - Equity to Dynamic Entertainment from Empire

\$5 million - Private placement with a strategic investor*

..... directly into Dynamic Entertainment

..... (\$4 million will be invested into the Chinese affiliate)

\$14 million - Private placement with a strategic investor*

..... in the Chinese affiliate

➤ Use of Funds.....\$31 million

\$13 million - North American Co-venture (smaller theater)

\$18 million - Chinese Co-venture (larger theater)

* James Chui has joined the Empire Board and the Dynamic Entertainment Board and David Kassie, Chairman of Canaccord has joined the Dynamic Entertainment Board. James Chui's biography is in Empire Industries' August 28, 2017 news release.


Strategic Leadership Team



Guy Nelson
CEO
Empire Industries



Hao Wang
President & COO
Dynamic Attractions




Dr. Ye Zhou
President, Dynamic Structures
CTO, Dynamic Attractions



Peter White-Robinson
COO
Dynamic Structures



Allan Francis
VP, Corporate Affairs
Empire Industries



Brian Beebles
Senior VP, Co-Ventures
Empire Industries



George Walker
Senior VP, Creative Services
Dynamic Attractions



Paul Poirier
Senior VP, Strategic Accounts
Dynamic Attractions

Capital Markets Information

Stock Price

\$0.56

52 week high/low

\$0.74/\$0.34

Number of Shares

85.7 million

(97.2 million FD)

Avg Daily Trading*

30,000

Market Cap*

\$48.0 million (\$0.56/share)

TTM Revenues

\$133.3 million

TTM EBITDA

\$9.6 million

Long Term Funded Debt

\$13.4 million

*As at February 16, 2018

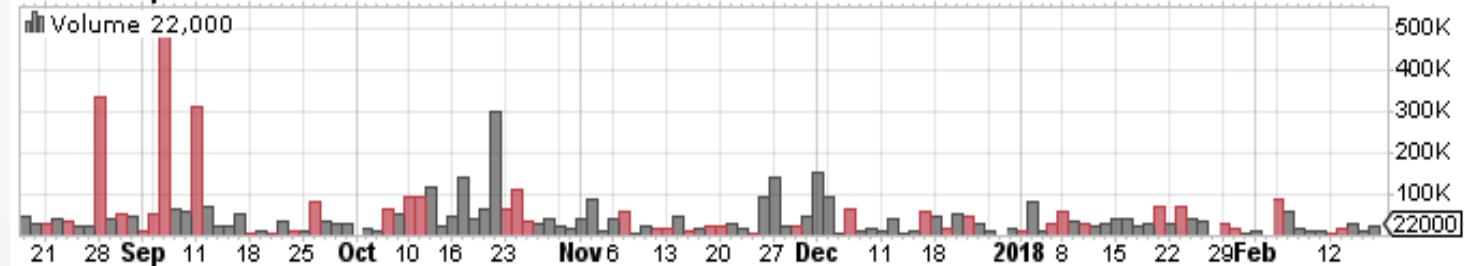
EIL.V Empire Industries Ltd. TSXV

16-Feb-2018

Open 0.550 High 0.560 Low 0.550 Close 0.560 Volume 22.0K Chg +0.020 (+3.70%)

© StockCharts.com

EIL.V (Daily) 0.560



Financial Highlights



(C \$000)	3 Months Q3 2017	3 Months Q3 2016	9 Months Q3 2017	9 Months Q3 2016	FY 2016	FY 2015
Revenue	41,501	32,330	105,760	90,456	117,987	131,225
Adjusted EBITDA	2,657	2,014	8,400	4,415	5,594	8,139
Adjusted EBITDA %	6.4%	6.2%	7.9%	4.9%	4.7%	6.2%
Net Income	889	-312	3,174	5,673	3,978	1,370
Net Income Per Share-Basic	\$0.01	(\$0.00)	\$0.04	\$0.06	\$0.06	\$0.02

2017 and 2016 EBITDA margins are lower because the mix of new products being delivered for the first time, as a percentage of the total mix of business is higher than what is budgeted for 2018 and beyond.

Comparables: Opportunity for multiple growth at Empire



Company Name	Currency	Market Capitalization (\$ millions)	EBITDA [LTM] (\$ millions)	Diluted EPS Excl. Extra Items [LTM]	TEV/LTM EBITDA	Market Cap/LTM Total Revenues	P/LTM Diluted EPS	P/Book Value
Cedar Fair, L.P. (NYSE:FUN)	CAD	4,850.6	596.3	4.76	11.1x	2.9x	18.1x	NM
Merlin Entertainments plc (LSE:MERL)	CAD	6,395.9	825.3	0.36	10.4x	2.3x	17.2x	9.2x
Comcast Corporation (NasdaqGS:CMCS.A)	CAD	232,290.6	34,958.3	5.97	8.9x	2.2x	8.4x	NM
The Walt Disney Company (NYSE:DIS)	CAD	201,346.5	21,257.5	8.81	10.9x	2.9x	15.2x	32.4x
Six Flags Entertainment Corporation (NYSE:SIX)	CAD	7,306.7	710.9	2.47	14.6x	4.3x	35.3x	NM
D-Box Technologies Inc. (TSX:DBO)	CAD	46.6	1.8	(0.01)	24.2x	1.3x	NM	2.5x
Brogent Technologies Inc. (GTSM:5263)	CAD	418.3	15.9	0.23	24.6x	7.1x	40.1x	3.9x
IMAX China Holding, Inc. (SEHK:1970)	CAD	1,392.7	66.3	0.12	18.9x	9.7x	31.7x	5.3x
Mean		56,756.0	7,304.0	2.8	15.5x	4.1x	23.7x	10.7x
Median		5,623.3	653.6	1.4	12.9x	2.9x	18.1x	5.3x
Empire Industries Ltd. (TSXV:EIL)	CAD	48.0	9.6	(0.01)	7.3x	0.4x	NM	2.6x

Source: Capital IQ and Yahoo Finance, Feb 16, 2018

Strong catalysts for growth

- 'Go-to supplier' for theme parks undertaking significant capital expansion programs worldwide, including the two industry leaders
- Well positioned for Asia's growing demand:
 - Bilingual management with strong background in Asia
 - Empire is building/has installed rides in China, Japan, Malaysia, Indonesia, South Korea, Hong Kong and Macau
- Unrivalled technical and creative knowledge for iconic attractions
- Successfully closed an equity raise of \$7.9 million in early December 2017 which will help fund the planned growth and co-venture initiative



Why invest in Empire

- Empire is focused on benefiting from the global phenomenon of accelerating growth in entertainment capital spending.
- Empire is leveraging its reputation as a ride system supplier to expand profit margins in four ways:
 - Building the complex ride systems for the leaders in the theme park industry
 - Turning ride systems into turn-key attractions with its Orlando office and Unlimited Services™
 - Recurring revenue and profit from replacement parts and services
 - Recurring revenue and profit from Co-ventures
- Insiders, Officers & Directors own 50% of the company



Thank you

