LLOYDS METALS

05th May, 2026

To,

BSE Limited
Corporate Services Department
Phiroze Jeejeebhoy Towers,
Dalal Street, Mumbai – 400001
BSE Scrip Code: 512455

National Stock Exchange of India Limited
Corporate Communications Department
Exchange Plaza, Bandra Kurla Complex,
Bandra (East), Mumbai - 400 051
NSE Symbol: LLOYDSME

Sub: Earnings Presentation for Q4 & FY26

Dear Sir/Madam,

With regards to the captioned matter and in compliance with Regulation 30 of Securities and Exchange Board of India (Listing Obligations and Disclosure Requirements) Regulations, 2015 ("**Listing Regulations**") we request you to find attached herewith Earnings Presentation for Q4 & FY26.

The aforesaid Earnings Presentation will also be available on Company's website at www.lloyds.in.

The same may please be taken on record and suitably disseminated to all concerned.

Thanking you,
Yours Sincerely,
For Lloyds Metals and Energy Limited

Akshay Pankaj Vora
Digitally signed by Akshay Pankaj Vora
Date: 2026.05.05 21:06:55 +05'30'

Lloyds Metals and Energy Limited Mumbai

Akshay Vora
Company Secretary

Encl.: As above.

LLOYDS METALS

Lloyds Metals & Energy Ltd.

Investor Presentation | May 2026

© Lloyds Metals and Energy 2026

Expanding Horizons, Deepening Strengths



Bridging India's Dreams, Forging a New Steel City on the Map

Touching Lives in Vidarbha by Driving Change and Progress

LMEL is building world-class assets in steel manufacturing, revolutionising iron ore mining and beneficiation, aligning with the nation's steel production goals and fulfilling aspirations to create an economic powerhouse at Chandrapur & Gadchiroli, Maharashtra.

LLOYDS METALS

Great Place To Work® Certified DEC 2025-DEC 2026 INDIA ™

A reflection of our people-first culture built on
trust, respect, and collaboration.

We're certified as a
Great Place To Work®

Our Workplace. Our Pride.

LLOYDS METALS

Result Highlights

Sustainable growth

Highest ever quarterly/yearly Revenue, EBITDA and PAT on a Standalone basis

LLOYDS METALS

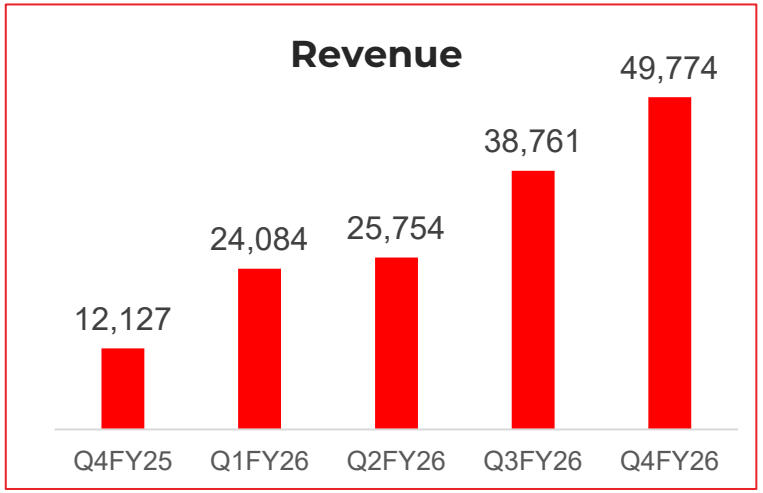

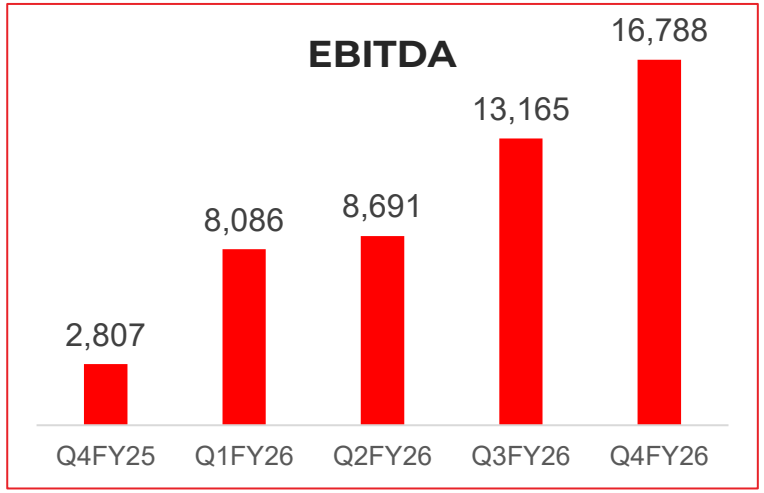

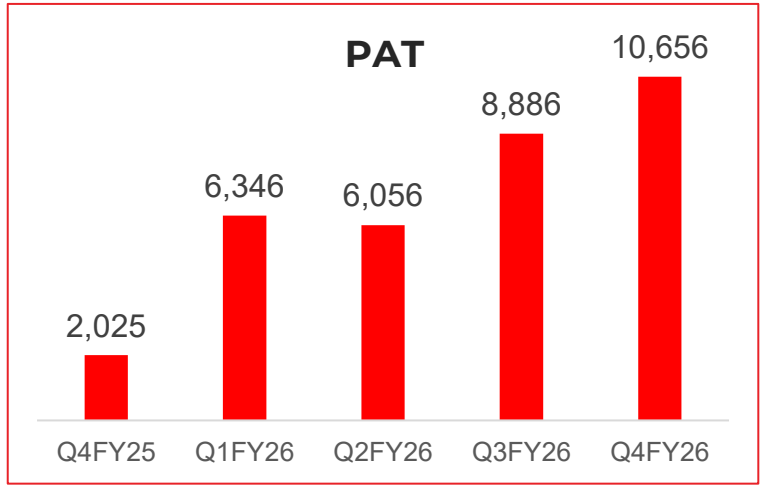

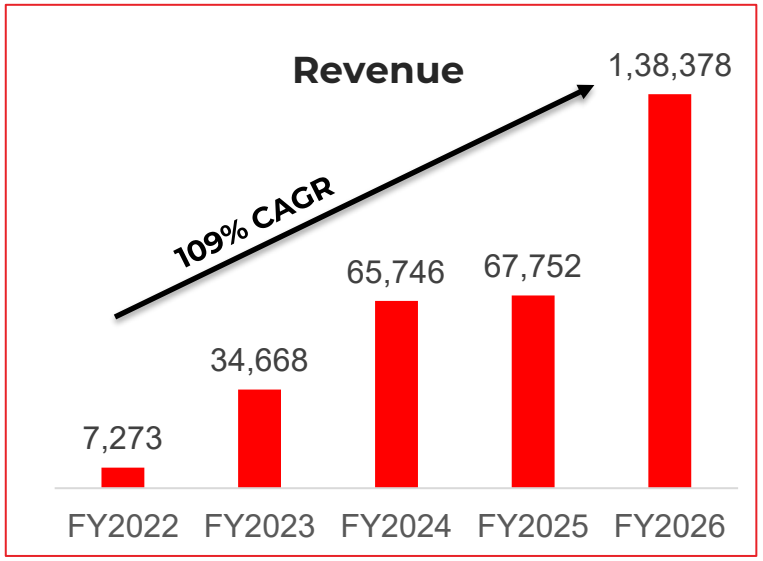

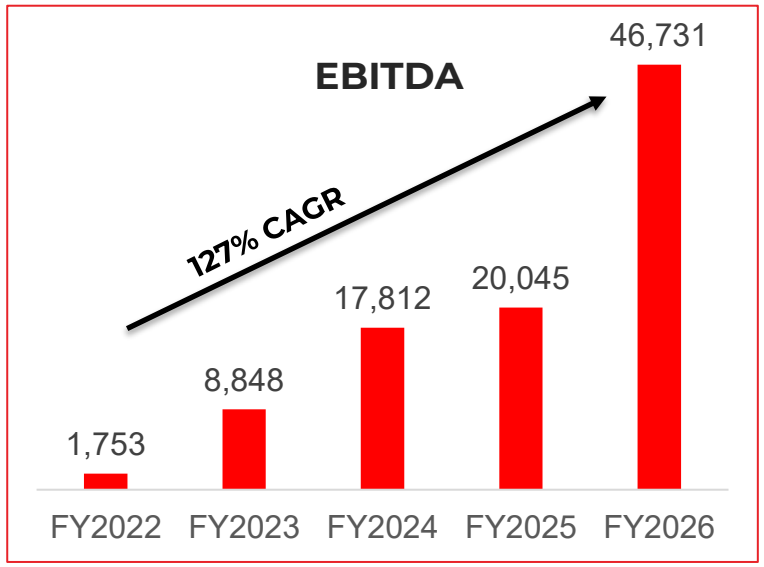

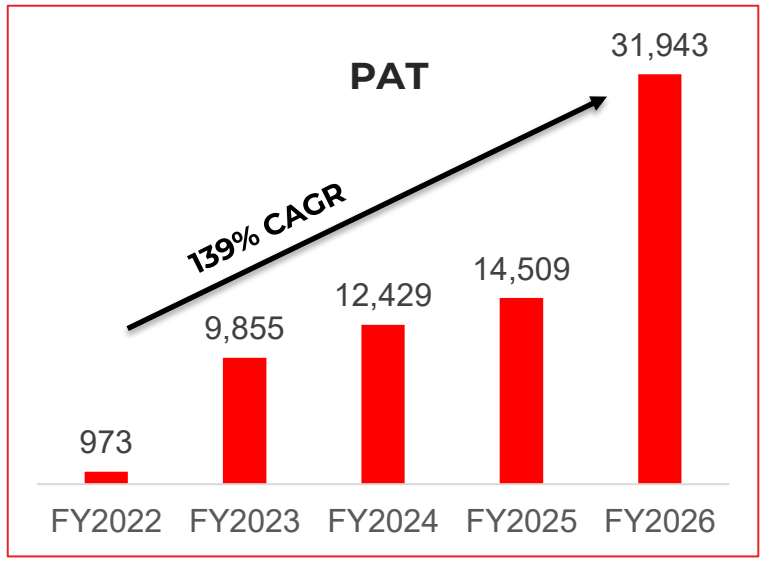

All figures in millions (₹)

Q4 & FY26 Highlights - Standalone

LLOYDS METALS

FY26 Financial Performance

INR 1,38,378 Mn
Total Income

INR 46,731 Mn
EBITDA

33.77%
EBITDA Margin

INR 31,943 Mn
PAT

Strong Growth Backed by Operating Leverage and Mix Improvement

- **Total Income** for Q4FY26 / FY26 stood at **INR 49,774 mn / INR 1,38,378 mn**, registering a sharp **310% YoY** growth in Q4 and **104% YoY** growth for the full year
- **EBITDA** for Q4FY26 / FY26 came in at **INR 16,788 mn / INR 46,731** mn, **growing 498% YoY** in Q4 and **133% YoY** in FY26
- **EBITDA margins** expanded to **33.73% in Q4FY26 (+1,058 bps YoY)** and **33.77% in FY26 (+418 bps YoY)**, reflecting strong operating leverage

- Growth was driven by **higher iron ore EC limits, faster ramp-up of the pellet plant**, and **improved sponge iron volumes**.
- **Commissioning of the slurry pipeline** enabled smoother evacuation of iron ore, improving throughput and overall asset utilisation
- **Robust domestic demand** for iron ore and pellets supported volume growth across segments.
- A richer product mix, with **higher contribution from value-added products** like pellets, led to meaningful margin expansion.

Capex Update

The company has incurred capex of INR 1,35,130 mn during FY24-FY26 and 81,310 Mn in FY26 alone.

Net Debt Position

Net Debt as on 31.3.2026 – INR 39,010 Mn

Q4 & FY26 Key Performance Update

LLOYDS METALS

Iron Ore

- **Iron ore production volume** for Q4FY26 & FY26 stood at **9.09 MnT and 21.96 MnT respectively**, exhibiting a growth of 529% & 120% YoY.
- **Iron ore sales volume** for Q4FY26 & FY26 stood at 6.16 MnT and 16.18 MnT respectively, exhibiting a growth of 271%/ 71% YoY.
- **Realisation per tonne** for Q4FY26 /FY26 stood at INR 5,848 / INR 5,806, respectively.
- **EBITDA per tonne** for Q4FY26 / FY26 stood at INR 1,894 / INR 1,930.
- **Currently the monthly run rate in is ~2 MnT**

DRI & Power

- **DRI Sales Volume**: DRI Q4FY26 / FY26 volumes stood at 188.32kt / 479.69kt higher 171% & 56% YoY.
- **DRI Realisations & EBITDA** : DRI Realisations stood at INR 27,306 for Q4FY26, and 27,009 for FY26. EBITDA/tonne stood at INR 7,999 in Q4FY26 and INR 6,643 in FY26.
- **Power volumes** were up by 48% in Q4FY26 YoY.

Pellets

- **Pellets Production** for Q4FY26 & FY26 stood at 1.08 MnT & 3.03 MnT. The pellet plant began its commercial production at fag end of Q2FY26. Achieved 100% Capacity Utilisation within 4 months.
- **Realisation per tonne** for Q4FY26 & FY26 stood at INR 9,590 & INR 10,277. The quality achieved and geographical location led to good realisation.
- **EBITDA per tonne** for Q4FY26 & FY26 stood at INR 4,040 & INR 4,657. The slurry pipeline and captive ore coupled with better realisation led to such robust margins for pellets.
- **The quarterly run rate** of pellet of **1.1 mnt** demonstrates LMEL strength on effective utilisation of assets
- **2nd Pellet Plant commissioned in May-26**

Quarterly Product wise Performance

LLOYDS METALS

Total

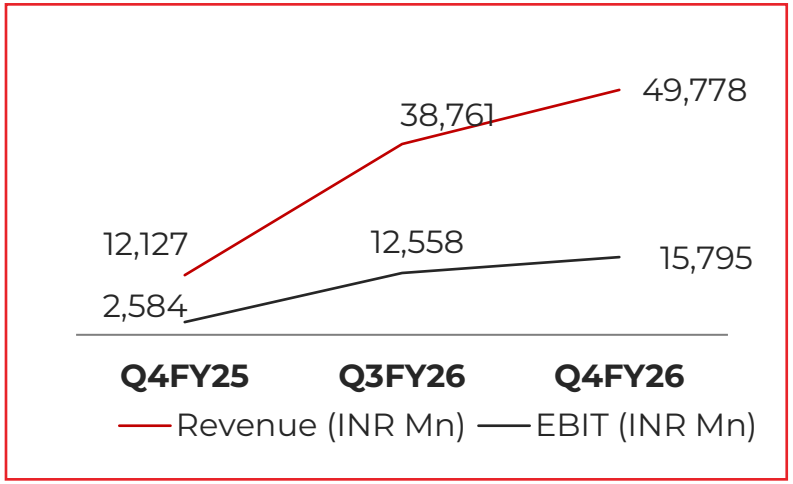

Iron Ore

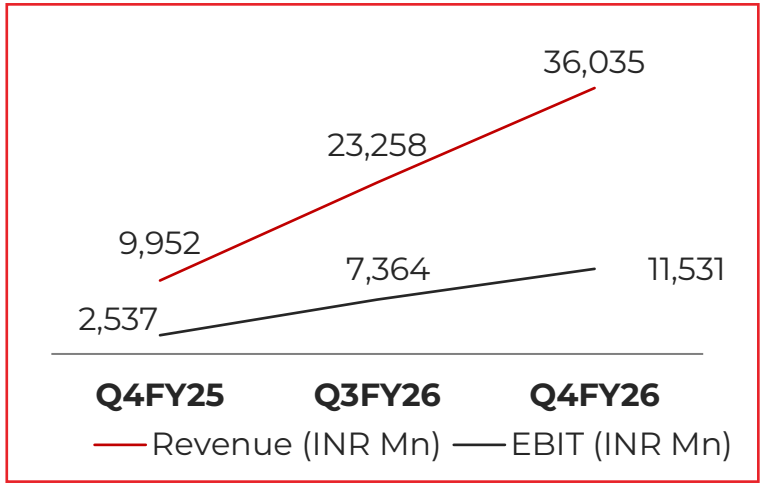

Value Added Products

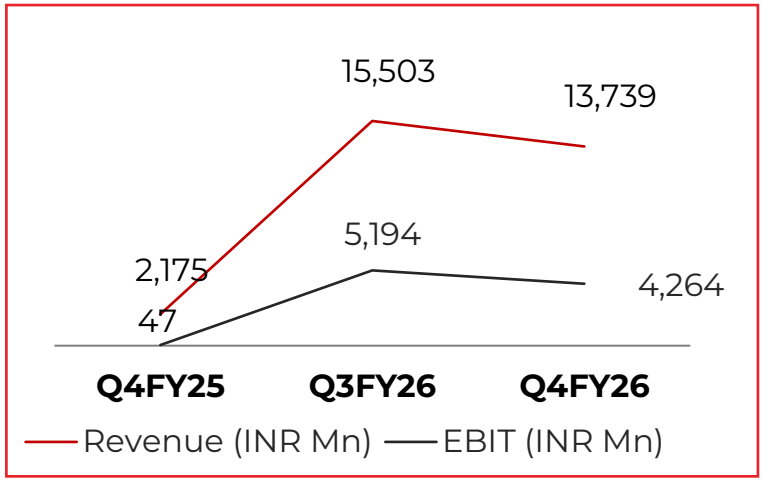

Iron Ore & Pellets

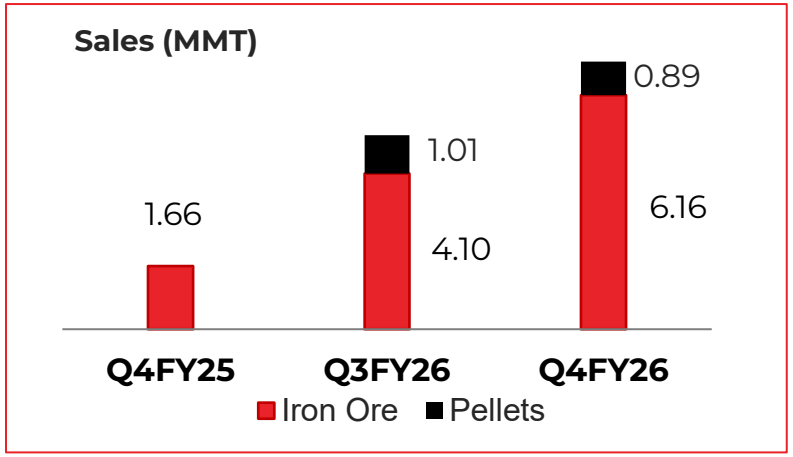

DRI

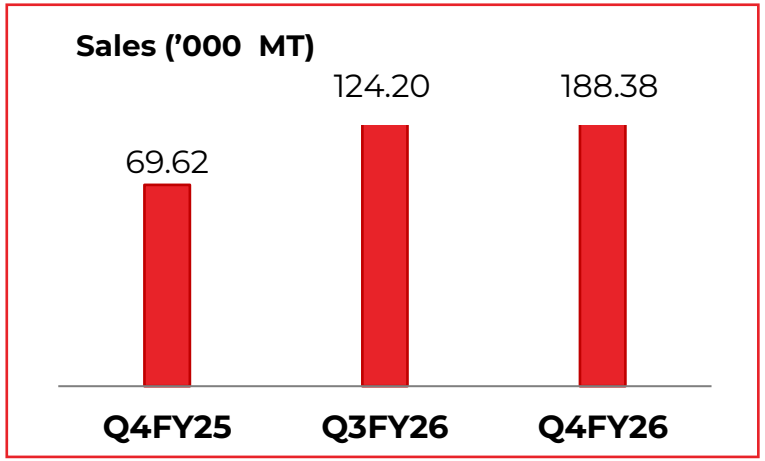

Power

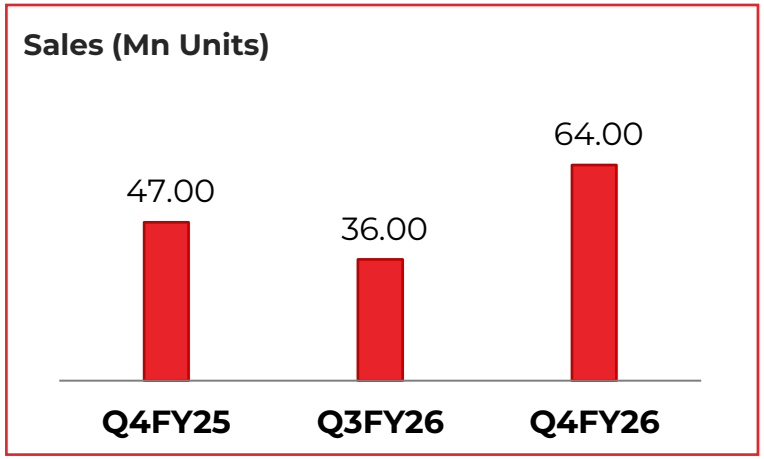

Quarterly Product Mix- Increasing VAP share

LLOYDS METALS

Revenue Split

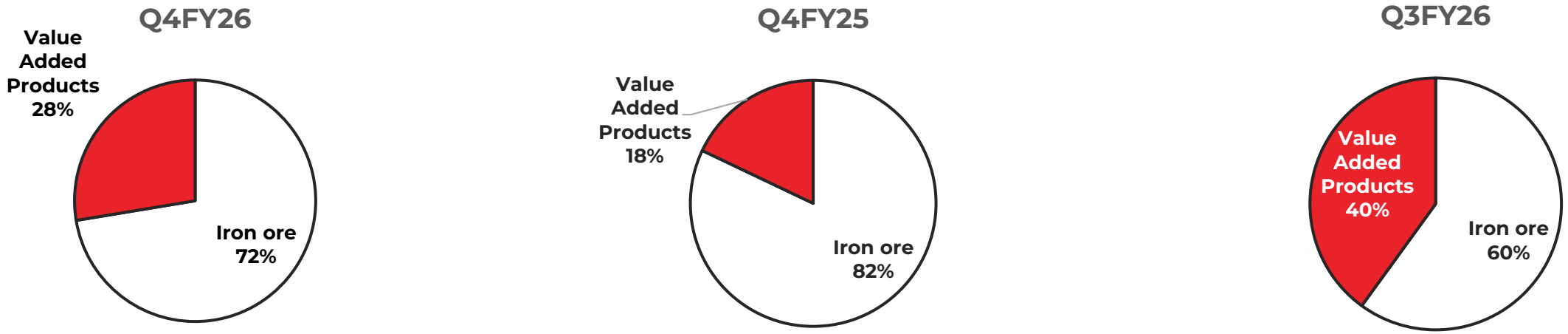

EBIT Split

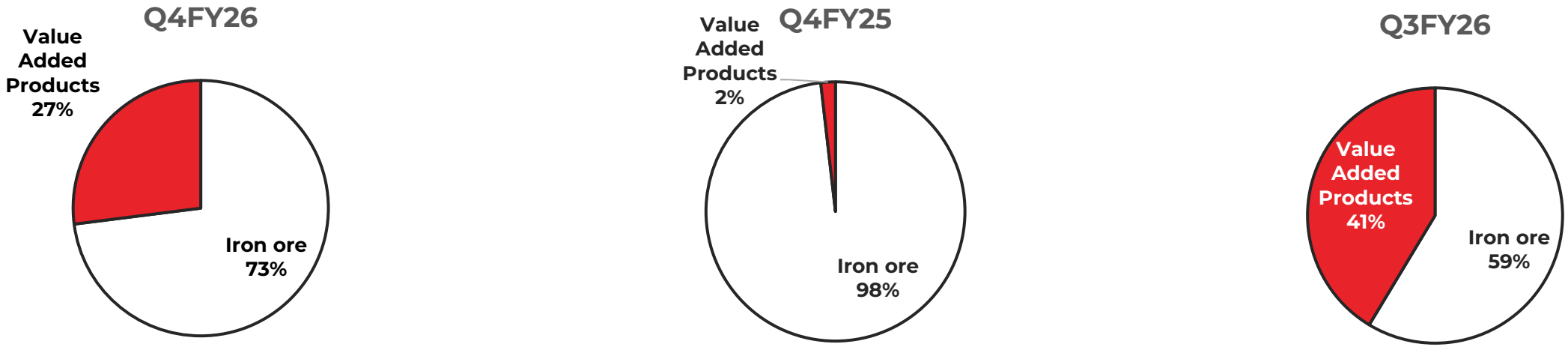

FY26 Product wise Performance

LLOYDS METALS

Total

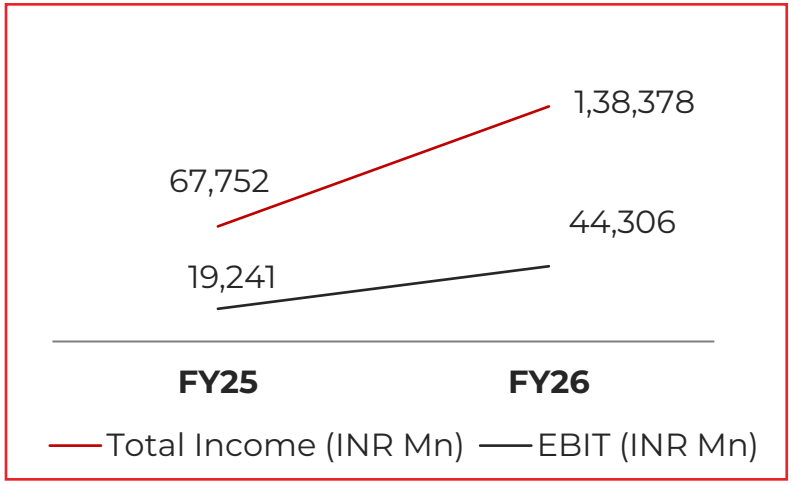

Iron Ore

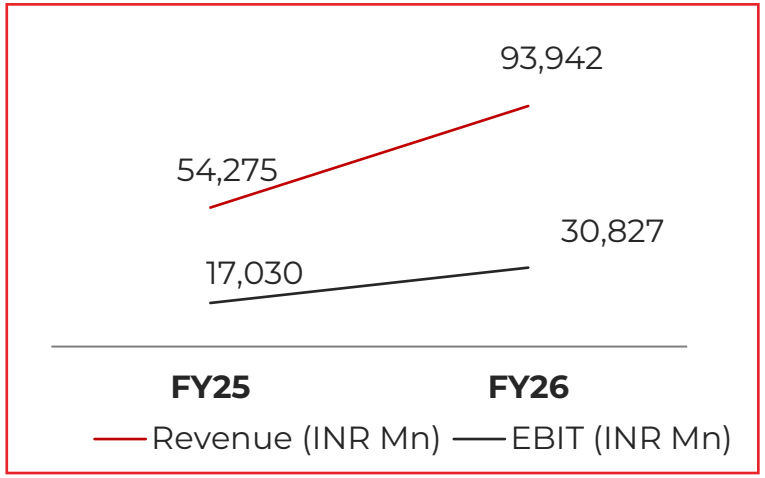

Value Added Products

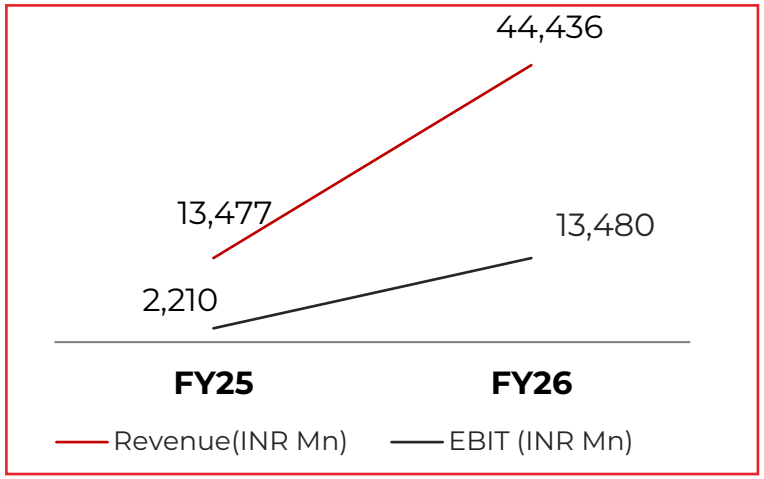

Iron Ore & Pellets

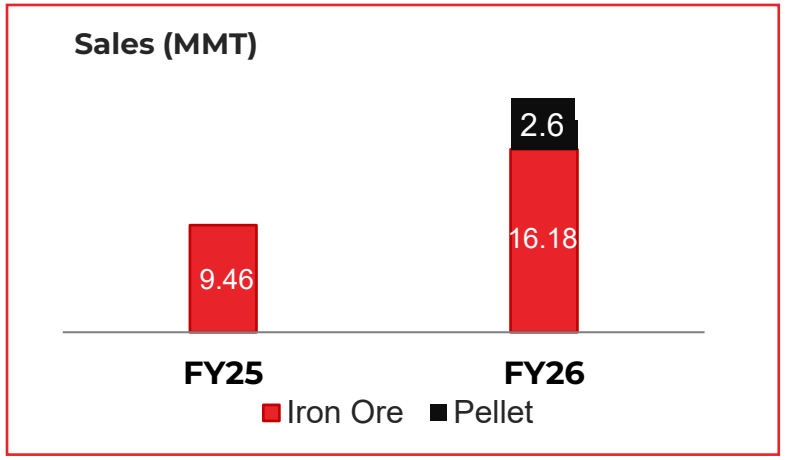

DRI

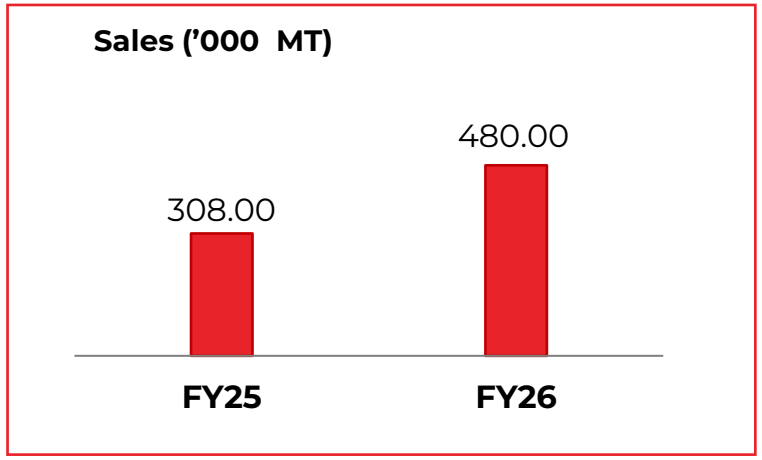

Power

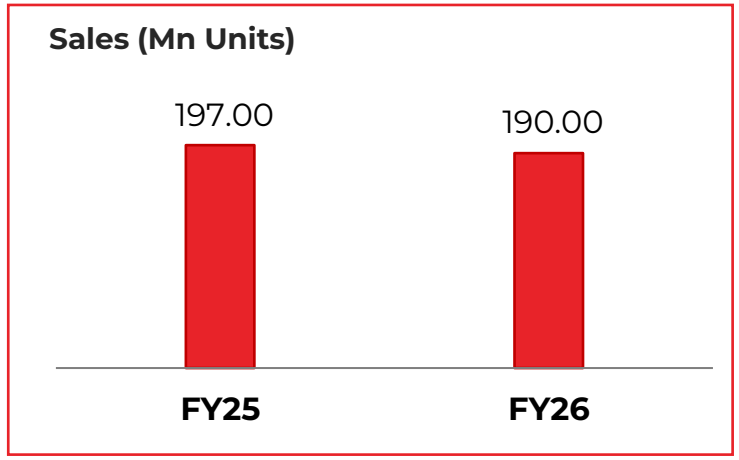

FY26 Product Mix- Increasing VAP share

LLOYDS METALS

Revenue Split

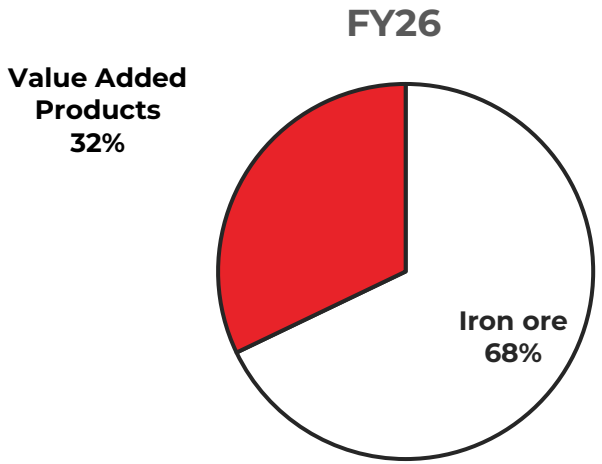

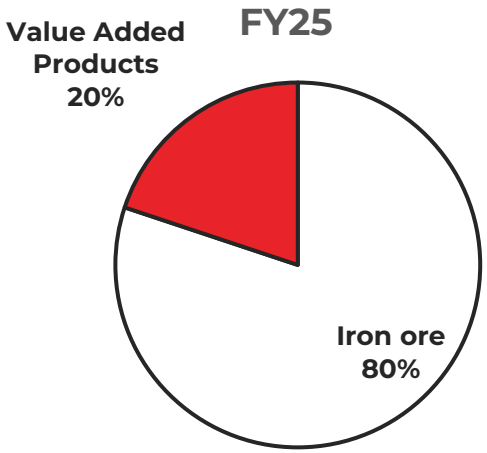

EBIT Split

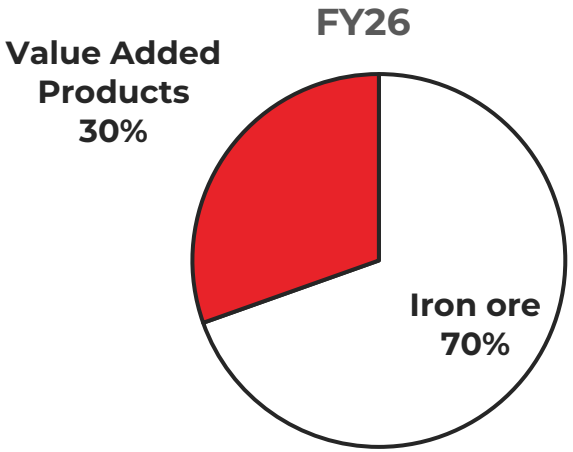

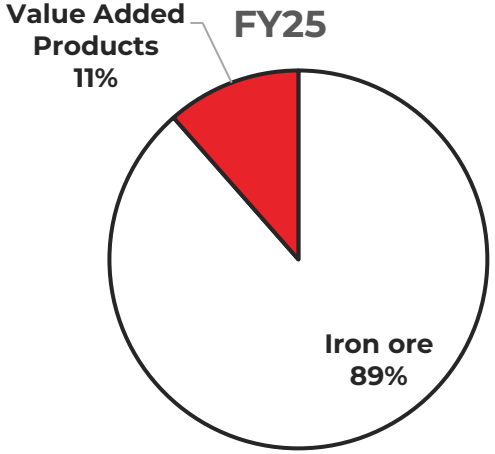

Standalone Financial Performance

LLOYDS METALS

Particulars (INR Mn)	Q4-FY26	Q4-FY25	Y-o-Y	Q3-FY26	Q-o-Q	FY26	FY25	Y-o-Y
Total Income	**49,774**	**12,127**	**310%**	**38,761**	**28%**	**1,38,378**	**67,752**	**104%**
Total expenses	32,986	9,320	**254%**	25,596	**29%**	91,647	47,707	**92%**
EBIDTA*	**16,788**	**2,807**	**497%**	**13,165**	**28%**	**46,731**	**20,045**	**133%**
EBIDTA Margin (%)	***33.73%***	***23.15%***	**1,058 bps**	***33.96%***	**23 bps**	**33.77%**	**29.59%**	**418 bps**
Depreciation and amortization	993	133	**647%**	608	**63%**	2,425	805	**201%**
Finance costs	644	222	**190%**	273	**136%**	1,323	271	**388%**
Profit Before Tax	**15,151**	**2,451**	**518%**	**12,285**	**23%**	**42,983**	**18,970**	**127%**
Tax	4,495	426	**955%**	3,400	**32%**	11,040	4,460	**148%**
PAT	**10,656**	**2,025**	**368%**	**8,886**	**20%**	**31,943**	**14,509**	**120%**
Other comprehensive Income	6	(28)	**N.A**	(2)	**N.A**	0	(7)	**N.A**
Total Comprehensive Income	**10,662**	**1,997**	**434%**	**8,884**	**20%**	**31,943**	**14,502**	**120%**

*EBITDA Includes Other Income

Strategic Growth Trajectory Across Key Product Vertical

Product Category	FY26 Actual	FY27 Guidance
Iron Ore Production	21.96 MnT	26 MnT
Pellet Production	3.03 MnT	7.75-8 MnT
DRI Production	484 KT	825 KT
Steel (WRM) Production	-	0.15-0.2 MnT

Thriveni Earthmovers and Infra Private Limited (TEIPL)

THRIVENI LLOYDS METALS

FY26 Financial Performance

INR 79,969 Mn
Total Income

INR 20,536 Mn
EBITDA*

25.68%
EBITDA Margin

*EBITDA excludes one-time fair value loss on CCPS financial liability.

Gadchiroli Operations

- Environment Capacity has been increased from 10 MTPA to 55MTPA
- FY27% growth would be more than 75% (incl BHQ)
- Green fleet deployment through electrification and LNG-hybrid adoption.
- 100-ton diesel dumper converted to LNG-hybrid operation.
- EV & LNG ecosystem established at Surjagarh mines.
- 34 electric equipment units mobilised during 9M.
- Sustainability initiatives also driving structural cost optimisation.
- BHQ benification plant excavation commenced by mobilising 22 Large scale equipments.
- 14 Mobile crushers mobilised along with 26 HEMM machines for BHQ Crushing at mine.
- 10 EH5000 Ultra Class equipments mobilisation and assembly under progress.
- Full scale Operations commenced at Central hill.
- FY27 Equipment mobilisation plan completed as per schedule.
- 88 electrical equipments units are in operational at Mines
- 20 electrical equipment units are in operational at railway siding.
- In the last quarter, we achieved a total production of 8.64 MT

Odisha Operations

- MGM Mines awarded the prestigious 5-Star Rating by IBM.
- **Dalpahar Mines:** Operations expected Q1 FY27; FY27 production target 3 MTPA.
- **Laserda–Pacheri** MDPA signed; operations will commence in Q1FY27.
- FY27 production target 1.5 MTPA,
- SML mine capacity increased from 1.5 MTPA to 1.8 MTPA.

FY26 Highlights- Thriveni Earthmovers and Infra Private Limited (TEIPL)

Odisha Operations – Contd.

- Guali mine production enhanced from 7.4 MTPA to 9.0 MTPA.
- S. Pradhan mine scaled up from 0.57 MTPA to 4.99 MTPA.
- Sagasahi mine selected for the 11th FICCI Excellence Award.
- Odisha operations in volumes to increase by 39% YoY to 34-35mnt in FY27

Thriveni Sainik Mining – PB West and PB North West

- Achieved the highest distinction of 5-Star Rating by the Ministry of Coal, ranking No.1 among 383 opencast mines in India.
- PB Mine was awarded Overall Winner in the 68th Annual Mine Safety Week, receiving the Suraksha Sikhar Gold Award.
- R&R set a National Record FY 25-26, completing +1,400 houses (143% of last FY) and acquiring +420 acres of Land (103% of last FY).

Record yearly performance:

- OB Removal : 72.8 million BCM
- Coal Production: 17.5 million tonnes
- Coal Crushing: 17.4 million tonnes
- Coal Dispatch: 17.4 million tonnes
- IPCC commissioned on 11 Aug ’25, handling 2.89 million tonnes
- Electrical loading : 21.8 million BCM (Increased by 80% YoY)
- Electric Drill : 1.59 lakh meters (Increased by 45% YoY)
- Wireless communication system implemented across HEMM and mid-scale equipment.

FY26 Highlights- Thriveni Earthmovers and Infra Private Limited (TEIPL)

Indonesia:

- Plans to scale down the Indonesian operations due to lower margins and operational issues and propose to shift the equipment's either to Congo and/or shift the equipment to PNG,

Geomysore – Gold Mining

- **Geomysore Gold Mining MDO Operations :** MDO and exploration contract already commenced in Jan-2026 and for FY 26-27 targeted EBITDA 60 Crore.

TEIPL (Consolidated) - Key Matrices

Particulars (INR Mn)	Q4-FY26	Q3-FY26	FY26	FY25
Total Income	**25,154**	**21,971**	**79,969**	**66,616**
Total expenses	15,410	16,516	59,433	55,992
EBIDTA*	**9,744**	**5,455**	**20,536**	**10,624**
EBIDTA Margins (%)	38.74%	24.83%	25.68%	15.95%
Cash PAT	**5,948**	**3,427**	**11,962**	**4,851**
Cash Pat Margins (%)	23.65%	15.60%	14.96%	7.28%
Key Balance Sheet				
Net Debt (incl RPS) (as on 31.03.26)			**53,734**	**32,493**
Equity (as on 31.03.26)			**926**	*
Other Equity (including Non Controlling interest) (as on 31.03.26)			**6,167**	*

*EBITDA excludes one-time fair value loss on CCPS financial liability.

Key Operational Data

Particulars	Q4-FY26	Q3-FY26	FY26	FY25
Iron Ore (Mn Tonnes) – Incl BHQ	**19.92**	**15.54**	**53.70**	**35.44**
Baryte – Incl. OB (Mn Cubic meters)	**2.20**	**2.01**	**8.60**	**9.02**
Coal (Indian operations) Incl. OB (Mn Cubic Meters)	**28.37**	**27.02**	**95.40**	**105.71**
Coal (Overseas operations) incl. OB (Mn Cubic Meters)	**8.26**	**9.88**	**36.40**	**29.79**

- Pertains to demerged entity

Resilient Mix - Consolidated

LLOYDS METALS

Revenue Split

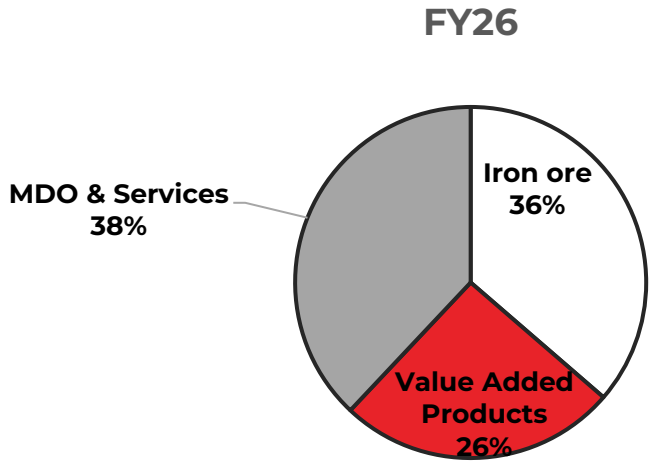

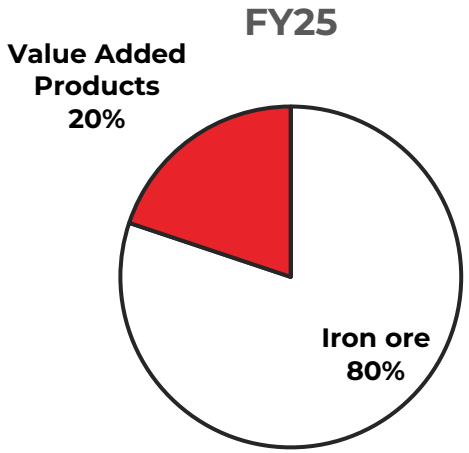

EBIT Split

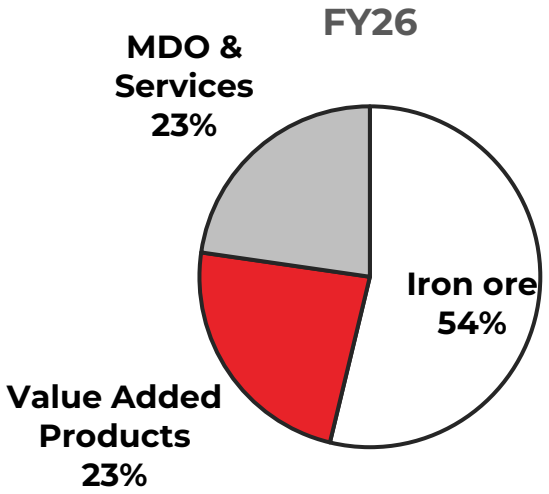

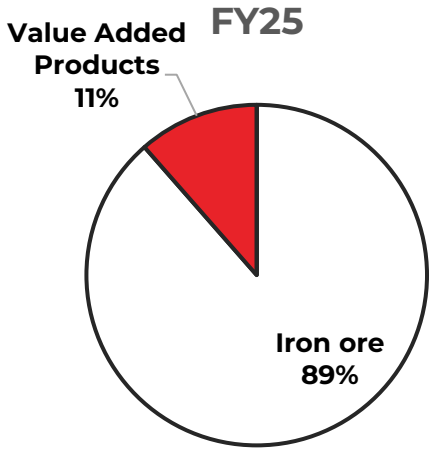

Consolidated Financial Performance

Particulars (INR Mn)	Q4-FY26	Q4-FY25	Y-o-Y	Q3-FY26	Q-o-Q	FY26	FY25	Y-o-Y
Total Income	**60,309**	**12,126**	**397%**	**51,565**	**17%**	**1,73,064**	**67,748**	**155%**
Total expenses	34,744	9,322	**273%**	33,000	**5%**	1,09,725	47,653	**130%**
EBIDTA	**25,565**	**2,804**	**812%**	**18,565**	**38%**	**63,339**	**20,095**	**215%**
EBIDTA Margin (%)	**42.39%**	**23.12%**	**1,927 bps**	**36.00%**	**639 bps**	**36.60%**	**29.66%**	**694 bps**
Depreciation and amortization	2,243	223	**906%**	1,856	**21%**	6,071	808	**651%**
Finance cost	1676	134	**1,151%**	1,524	**10%**	5,104	272	**1,776%**
Profit Before Tax	**21,646**	**2,446**	**785%**	**15,185**	**43%**	**52,164**	**19,015**	**174%**
Share of associates	226	0	N.A	(20)	N.A	206	-	N.A
Tax	6,571	427	**1439%**	4,270	**54%**	14,084	4,462	**216%**
PAT	**15,301**	**2,019**	**658%**	**10,896**	**38%**	**38,286**	**14,553**	**163%**

Company crosses INR 100 bn of Revenue milestone

Recent Developments

Commercial Production Commenced in March 2026 | DRC Operations – Surya Mines

12,000 TPA SX-EW Plant | Katanga Copper Belt

LMEL has **commenced commercial production** of copper cathodes from its **12,000 TPA plant** in Surya Mines in the DRC in March 2026, marking operational readiness and formal entry into the global copper value chain.

The platform combines mining licences, oxide ore availability and processing infrastructure, enabling a calibrated ramp-up as ore supply stabilises.

Setting Foothold in the Copper world with Surya Mines

LLOYDS METALS

Operating assets with defined scale-up visibility

LMEL has acquired a 50% interest in an operating copper mining and processing platform in the **DRC**. The platform combines ready infrastructure, high-grade ore and a clear expansion roadmap.

With assets already commissioned and teams deployed on the ground, the project is positioned for rapid ramp-up and disciplined scale.

CY 2026 - Estimated Production 10,000 tonnes

CY 2027 - Estimated Production 15,000 tonnes

Established Asset Footprint

16 mining licenses (~100 sq. km) in the Katanga Copper Belt with a 12,000 TPA SX-EW plant with mix of captive and third party, transitioning to fully captive supply over medium term.

Defined Growth Trajectory

Clear pathway to expand capacity to 30,000 TPA at Surya Mines, with longer-term scale ambitions of expanding the capacity to 1,00,000 TPA in 3-5 years.

Cost and Grade Advantage

High-grade oxide ores enable efficient processing, strong recoveries and competitive cost positioning.

Operational Leadership

LMEL retains full operational control across exploration, mining and processing, supported by Thriveni's proven execution capabilities.

Further strengthening Copper with Chemaf and entry into Cobalt

LLOYDS METALS

LMEL has acquired a **49% stake in Chemaf Group**, entering a large, operating **copper–cobalt platform in the DRC**.

Chemaf operates in the **Katanga Copper Belt** with an integrated mining and processing model and **50+ permits**.

Cobalt drives the scale-up, with production rising from **4,000 TPA at Etoile to 16,000 TPA at Mutoshi**, taking total capacity to **~20,000 TPA**.

The expansion is supported by an **advanced-stage plant** and **sulphide processing**, improving recoveries and resource access.

This creates a **second operating leg in the DRC** alongside Surya Mines, with a pathway to **~100,000 TPA copper and ~20,000 TPA cobalt**.

The transaction is backed by **Virtus, Orion and Trafigura**, with **Virtus supporting government engagement, governance, and offtake alignment towards US-aligned markets**, strengthening LMEL's position in **critical mineral supply chains**.

DRC Government Approved Transaction

Aligned with US–DRC Minerals Framework

Access to Strategic Critical Minerals Supply Chain

Exposure to Rare Earth and Multi-Mineral Potential

This is the first deal after US-DRC signed critical minerals deal in Dec-2025

Tata Steel and Lloyds Metals and Energy Limited sign MoU to explore strategic collaboration

LLOYDS METALS

MoU for strategic investment, pellet conversion and long-term integration

- Tata Steel investment into BRPL alongside a long-term Pellet Conversion & Offtake arrangement.
- Acquired 50.01% of TPPL and execution of a Pellet Conversion Agreement.
- Cooperation across iron ore mining, pellet manufacturing, slurry pipeline infrastructure and steelmaking.
- Focus on capacity optimisation, cost efficiency and security of raw material supply.
- Aligned towards building a scalable, integrated and sustainable steel value chain.

PELLET & PROCESSING

Leveraging BRPL's fully integrated beneficiation, slurry transport and pelletisation infrastructure to maximise plant utilisation, improve recoveries and ensure long-term pellet availability.

MINING

Joint evaluation of operating and developing iron ore mining concessions in Gadchiroli, Maharashtra, with the objective of increasing iron ore production and establishing the region as a new iron ore hub of India.

LOGISTICS

Development and optimisation of dedicated slurry pipeline and bulk logistics solutions across iron-rich regions in East and Central India, driving structural cost advantages.

STEEL & LOW CARBON

Evaluation of integrated steel projects, new product development, and opportunities for low-carbon iron and steelmaking, including export-oriented value-added products from India's West Coast.

The objective is to utilise the complementary strengths of **Tata Steel and LMEL to promote sustainable and efficient growth in the domestic steel sector.**

Note: The collaboration areas are subject to detailed evaluation, due diligence, and regulatory approvals., MoU is anon binding MoU

Pellet Conversion Arrangement BRPL

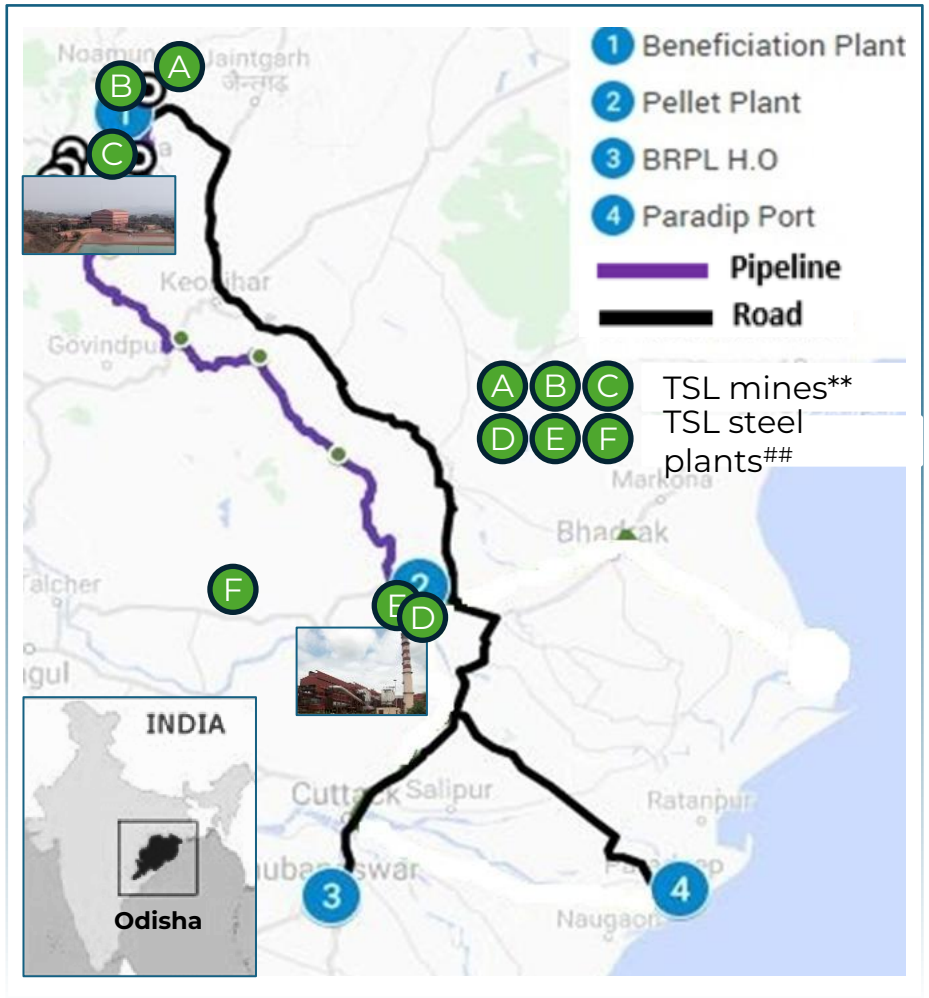

*** TSL mines: Noamundi (A), Joda East (B), Khandbondh (C)*
TSL steel plants: Kalinganagar (D), Neelachal (E), Meramandali (F)

4.7 Mtpa

Beneficiation/ Processing Plant (BP) in Barbil mining area

218 km

Cross country underground slurry pipeline

4 Mtpa

Pellet Plant (PP) at Kalinganagar

- **Exclusive** pellet conversion partnership with Tata Steel providing dedicated capacity access.
- Enables **>3.4 MTPA** pellet supply for captive steelmaking without greenfield capex.
- Generates **~₹350 Cr** EBITDA and **~₹230 Cr** free cash flows on a **100 percent** basis.
- LMEL investment of **~₹515 Cr** for **49.99 percent** stake, well below replacement cost. Tata steel has 50.01% stake.
- Delivers assured volumes strong margins and long term cash flow visibility with a tier one counterparty

LLOYDS METALS

PROJECT UPDATES- Downstream Projects

Roadmap towards Value Addition

LLOYDS METALS

Iron Ore

Existing
26 MNT

BHQ Beneficiation (Throughput)

Existing	Post Commissioning
-	45 MNT

Pellets

Existing	Post Expansion
4 MNT	8 MNT

Copper

Existing	Post Expansion
12,000 TPA	1,00,000 TPA

Slurry Pipeline

Existing	Line - 2
85kms	195 kms

Sponge/DRI

Existing	CPP
0.70 MNT	150 MW

Steel (WRM)

Existing	Post Expansion
-	1.2 MNT

Cobalt

Existing	Post Expansion
4000 TPA	20,000 TPA

Project Updates

LLOYDS METALS

	Completed Projects			Undergoing Projects	
Project	Mines	Slurry Pipeline - 1 & Pellet Plant - 1	Pellet Plant - 2	1.2mnt Steel	BHQ 30 mnt Throughput
Progress So Far	FY22 – 3 MnT FY23 - 3.6 MnT FY24 & 25 – 10 MnT FY26 – 22 MnT	Work Completed	4MNT Commissioned in May-2026	**DRI plant at Ghughus is commissioned** Steel Plant construction work has started	**Pilot Plant 5TPH completed** Primary Engineering completed for BHQ plants and major equipment procuring in progress
Project Details	FY27 - Mobilised along with Thriveni to mine and sell 26 MnT of iron ore	Slurry pipeline – 85 Kms Pellet Plant 1 – 4 MnT	Completed in 16 months from date of commencement of construction	The project is at the advanced stages and is expected to be on time.	Pilot Plant has given Excellent results with yield of 38%+ **Forest Land Secured for the ongoing BHQ project**
	Phase 1			Phase 2	

Project Updates

LLOYDS METALS

Future Projects

Project	Slurry Pipeline 195 kms	Pellet Plant – 3 BHQ Beneficiation of 15MNT	Integrated Steel Plant
Progress So Far	Survey work completed, preliminary engineering completed, ROW approval in progress	Land procured, engineering in progress, EC in hand.	Land procurement completed.
Project Details	Hedri to Ghughus via Konsari Plant. Will feed steel plant at Konsari & the 3rd pellet plant at Ghughus. **Company would have a new Stockyard at Chandrapur, with a railway siding saving Rs 1000 Pmt in transport**	Construction work to start in Q4FY26, expected commissioning in fiscal 2027.	Plant configuration being reworked and scaled upwards, leveraging new technologies to enhance efficiency and optimise the overall steel value chain

Integrated Slurry Evacuation Platform

LLOYDS METALS

10 MTPA Already commissioned slurry pipeline from Hedri to Konsari which **85 Kms** long

11 MTPA New Slurry Pipeline from Hedri to Chandrapur Stockyard which is **171 Kms** long

5 MTPA New Slurry Pipeline from Chandrapur Stockyard to Ghugus which is **47 Kms** long

Road Transportation from Konsari to Chandrapur Stockyard which is **70 Kms** long

Integrated Slurry/Iron Ore Evacuation Platform

LLOYDS METALS

Internal Consumption

Surjagarh Iron ore Mine

Hedri Plant

Konsari Plant

Chandrapur Stockyard

Ghugus Plant

External Sales

Iron ore from the Surjagarh mine is moved through a pipeline network to Hedri, where slurry is prepared and transported onward.

From Hedri, the company is developing a new slurry pipeline to Konsari **(≈ 99 km)** with planned capacity of **~16 MTPA**, building alongside the existing **85 km** Hedri–Konsari pipeline that is already operating at **10 MTPA.**

The network will extend from Konsari to Chandrapur Stockyard (**72 km)**, completing a corridor from mine to dispatch with limited manual handling.

- The project is designed to structurally lower logistics costs, deliver cost savings of :
- **Hedri to Ghughus Plant- Cost savings of INR 800-1000 per tonne**
- **Stockyard at Chandrapur,** Saves further INR 250 per tonne on external sales

- The presence of parallel slurry routes also provides built-in redundancy, reducing the risk of disruption in case of downtime on any single line.

From Mine to Market, Without Friction

Driving Cost Optimisation Across the Value Chain

LLOYDS METALS

Acquisition of Thriveni MDO Operations

Slurry Pipeline
- 85kms-10mnt- From Hedri to Konsari
- 195kms-16mnt-From Hedri to Ghughus

Captive Logistics
- Investment in a fleet of trucks to ensure captive logistics, which are currently third-party

Investment in Renewable Energy
- Scaling to 100 MW, with 120 MW planned
- Thriveni-led greening & machine reuse (Jamshedpur)
- Natural gas introduced via trucks to optimise fuel costs
- Ongoing power sourcing & fuel mix optimisation to minimise costs

- Per tonne savings on iron ore to the tune of **INR 400-500 on a consolidated basis**
- Freight cost reduction of **INR 500-600** per tonne on 85kms slurry pipeline
- Freight cost reduction of **INR 800-1000** tonne on 195kms slurry pipeline
- Internal; Freight to reduce by **INR 100-150 per tonne**
- Significant cost savings of up to **INR 100 crore** annually for the Mining & Pellet operations

Annual savings building up over time and expected to surpass INR 2,000 crore per annum as initiatives mature

LLOYDS METALS

Industry Overview

Iron Ore Supply Coming at Higher Premiums

FY 23	**161** Crude Steel Capacity (MTPA)	**127** Crude Steel Production(MTPA)	**210** Iron Ore Req. (MTPA)	**258** Iron Ore Prod (MTPA)	**376** Iron Ore EC (MTPA)
FY 30 ***Case – I***	**242** Crude Steel Capacity (MTPA)	**210** Crude Steel Production(MTPA)	**404** Iron Ore Req. (MTPA)	**350** Minimum Iron Ore Prod Req. (MTPA)	**525** Minimum Iron Ore Capacity Req. (MTPA)
FY 30 ***Case – II***	**437** Crude Steel Capacity (MTPA)	**255** Crude Steel Production(MTPA)	**437** Iron Ore Req. (MTPA)	**437** Minimum Iron Ore Prod Req. (MTPA)	**637** Minimum Iron Ore Capacity Req. (MTPA)

- **Case I – Assumptions (As per Steelmint)**
  Considering the steel capacity utilisation factor remains similar to FY23 & India achieves capacities as suggested by industry players.

- **Case II – Assumptions**
  Considering as per NSP-2017.

- India Would need an Iron Ore ROM EC Capacity of at least **525-637 MTPA.**

Iron Ore Supply Coming at Higher Premiums

LLOYDS METALS

Year	Avg. auction premium (% of IBM notified prices)
2016	86.14
2017	93.62
2018	98.98
2019	85.92
2020	115.15
2021	116.58
2022	114.62
2023	178.61
2024	108.95
2025	160.67
2026	126.00

Year	Number of Mines due for Auction	Estimated total production capacity (MTPA)
2026	6	5
2027	3	2
2029	2	17
2030	8	59
Average 21 MTPA of iron ore mine due for upcoming auctions		

Source: Ministry of Mines, only mining leases with iron ore as the primary mineral considered; extreme outliers (above 200% duty are removed.

- **More than 80 MTPA** of Iron ore mining capacity due for auction till CY 30
- With the current auction premium, **cost curves of the upcoming mines have a risk of sharp increase**

LMEL mines are valid till year 2057, making them one of the prominent miners beyond CY30

ESG Performance

We define growth not just by our business success but by the positive impact we create empowering communities, enriching lives, and shaping a sustainable future.

Green Mining
Implementing electric solutions across entire mining operations, from drilling to dispatch, for enhanced efficiency.

Renewable Energy
Over 100+ MW through solar & wind power

Rebuild Centre
Re-engineering and re-using old equipment

Community First
In FY 26, over $19.06 Million invested through CSR activities to uplift local communities across Gadchiroli, Konsari, Vadha and Shengaon. Contribution to the exchequer amounts to INR 52 billion

Local employment
Maximising local employment by upskilling and empowering locals and especially women

CSR Initiatives

LLOYDS INFINITE FOUNDATION

Lloyds Infinite Foundation, the social development arm of Lloyds Metals leads the community development initiatives in the operating locations of Lloyds Metals.

Fostering the Development of Sustainable Institutions for Long-Term Growth

LLOYDS METALS

Empowering Communities Beyond CSR – Aligning Growth with Government Vision & Sustainable Mining

Free Medical Service

24x7 Dispensary and Ambulance Service

Industrial Security Academy

Garment Unit

Simulator training

Women HEMM Drivers

Hospital

Educational Support

Sustainable Business Practices

LRVN School, Hedri

- Educational institution set up near the mines to deliver high-quality education.
- Offered from Pre nursery till 12th Standard.
- Hostel facility for 600 students.

Sustainable Business Practices

GD Goenka Lloyds Public School, Ghughus

- Educational institution set up near Plants
- Offering CBSE course to more than 150+kids.

Sustainable Business Practices

Gadchiroli District Premier League 2025 (GDPL 2025)

Lloyds Metals & Energy Ltd. (LMEL) proudly organised the Gadchiroli Premier League (GPL) 2025 under its CSR activities as part of its ongoing commitment to community development and youth empowerment. Held from **January 19 to February 2, 2025**, at the **Jilla Stadium, Gadchiroli**, the tournament brought together seven spirited teams. Inaugurated by former Indian cricket legend **Ravi Shastri**, the 2025 edition of GPL highlighted LMEL's dedication to **holistic rural development**. By encouraging sportsmanship, nurturing young athletes, and creating avenues for positive recreation, LMEL continues to contribute meaningfully to the **social and cultural upliftment of the Gadchiroli region**.

Sustainable Business Practices

LLOYDS METALS

Industrial Lloyds Cup at Chandrapur

The Industrial Lloyds Cup was successfully organized in February 2025, bringing together leading industrial and government teams from the region for an exciting display of sportsmanship and teamwork.

Run for Fun: A 5KM Celebration of Fitness & Unity!

Surjagarh, 1st Dec, 2024: We proudly hosted a 5 KM Marathon that brought together employees, management, and local villagers in a vibrant celebration of health and community spirit. The event took place from 6:30 AM to 9:00 AM, following a scenic route that started at Hedri Hospital through the Grinding Unit, Bande Gate, Mallam Pahari More, and concluded at Mines Camp.

Sustainable Business Practices

LLOYDS METALS

01. Key HR KPI's

- Attrition rates are **c.13%** in FY26 from **24%** in FY22
- Average tenure of employees; **25%** more than 5 years

"Lower attrition despite business activity engaged in socially backward areas"

02. ESOPS for All

- ESOPS for all Employees across ALL RANKS
- ESOPS have been given across group companies as well

"Setting New HR Benchmarks with ESOPs for All "

03. Employee Welfare

- Marriage and Child Birth- 1 month gross salary
- Skill development centre at Ghughus & Konsari (Welder, Rigger, masonry, etc)
- Total Mandays of upskilling panned in next three years – 1mn+
- One monthly menstrual leave day to support gender equity and well-being.

LMEL at Glance

LLOYDS METALS

Integrated Operations	Allocated Iron Ore Mine, thereby saving outflow on premium royalty	**Mine lease is valid till CY2057** Iron ore Reserves ▪ DSO-157mnt ▪ BHQ-706mnt	Forward Integrating into 12mnt Pellet and 4.2mnt Steelmaking
Strong Balance sheet & Return Ratios	All the expansion plans are drawn with the most efficient capital allocation	**IPS (capital subsidy)** Entitle to receive refund of State GST and Royalty on Captive ore consumed.	Avg. RoCE – FY26 – 56% (ex CWIP) Avg. RoE – FY26 – 37%
Swift execution accompanying Sustainability	Swift execution of projects has been a strong foothold of LMEL.	Slurry pipelines have dual advantage, lower freight cost and a lower carbon footprint	Creating a positive impact on lives of Vidarbha

Strategically Located Facilities

The Surjagarh Iron Ore Mine (SIOM) is strategically located in the centre of India, equidistant from most steel plants.

At LLOYDS METALS, we redefine customer service with our game-changing promise of Door-To-Door Delivery

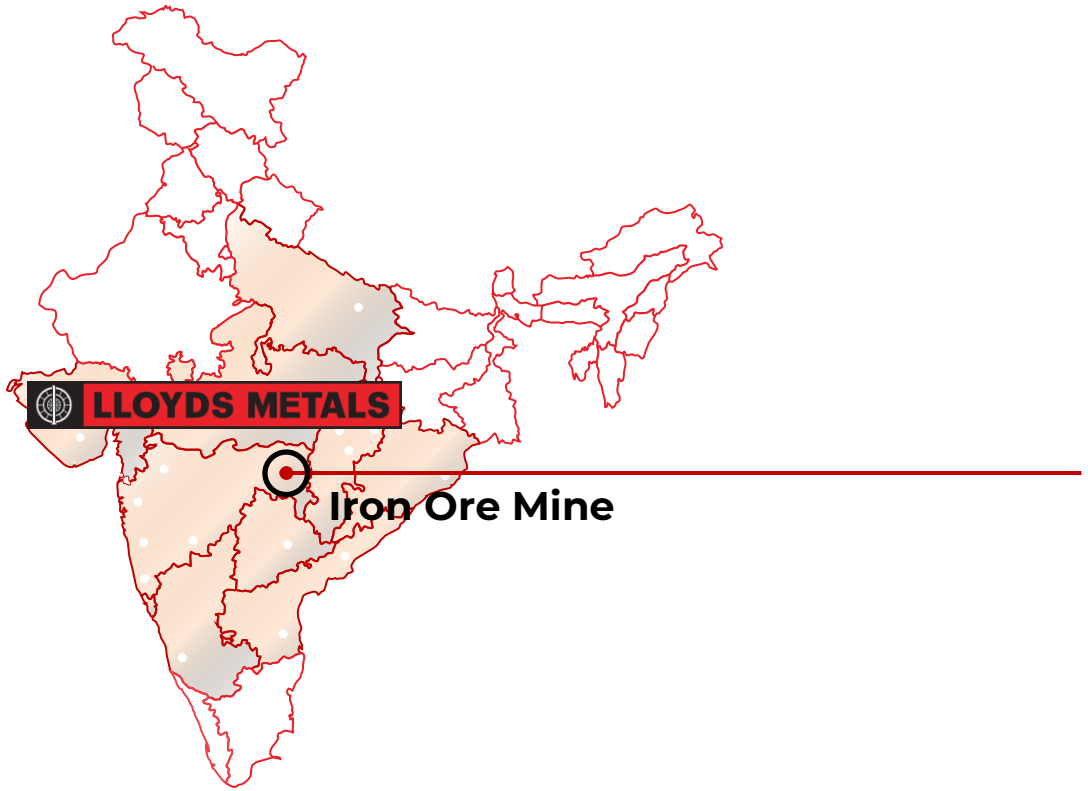

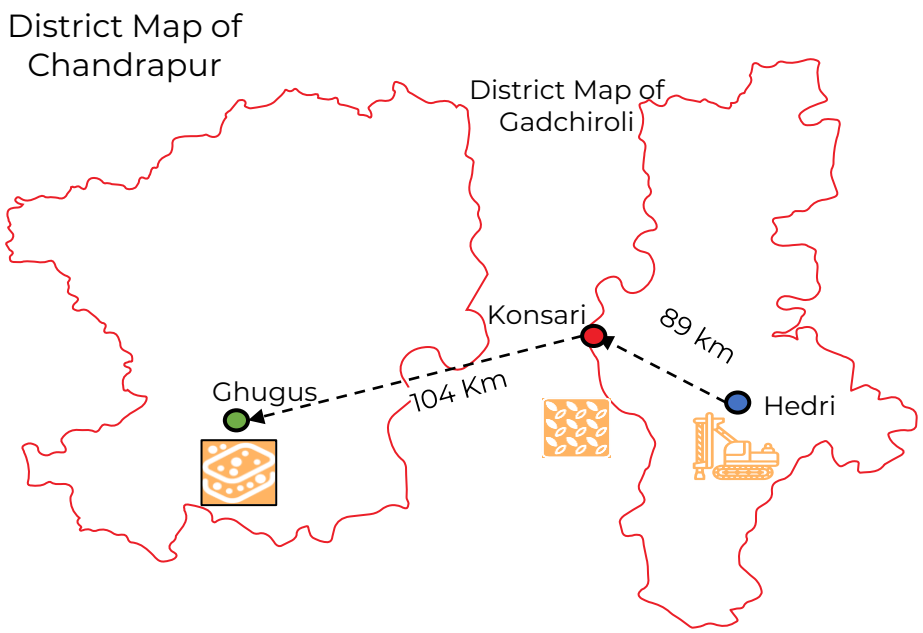

LLOYDS METALS

Financial Overview

Consolidated Historical Income Statement

LLOYDS METALS

Particulars (INR Mn)	FY23	FY24	FY25	FY26
Total Income	**34,667**	**65,746**	**67,748**	**1,73,064**
Operating Expenses	25,820	47,934	47,653	1,09,725
EBIDTA	**8,847**	**17,812**	**20,095**	**63,339**
EBIDTA Margin (%)	***25.52%***	***27.09%***	***29.66%***	**36.60%**
Depreciation and amortisation expenses	230	490	808	6,071
Finance costs	650	57	272	5,104
Profit Before Exceptional Items	**7,967**	**17,265**	**19,015**	**52,164**
Exceptional Items	(11,944)	-	-	-
Share of Associates				206
Profit After Exceptional Items	**(3,977)**	**17,265**	**19,015**	**52,370**
Tax	(1,091)	4,836	4,462	14,084
PAT	**(2,886)**	**12,429**	**14,553**	**38,286**
PAT Margin (%)	***NA***	***18.90%***	***21.48%***	**22.12%**
Diluted EPS	(4.74)	24.43	26.12	66.87

**PAT and EBITDA margin includes other Income*

Consolidated Historical Balance sheet

LLOYDS METALS

Particulars (INR Mn)	FY24	FY25	FY26
Equity			
(a) Equity Share Capital	505	523	563
(b) Other Equity (including Non Controlling interest)	27,604	64,078	1,42,098
Non-Current Liabilities			
(i) Borrowings	-	7,539	1,38,493
(ii) Lease Liability	294	359	2,593
(iii) Other Non Current Liabilities	-	-	8,554
(b) Provisions	249	288	1,203
(c) Deferred Tax Liabilities (Net)	864	755	2,017
Current Liabilities			
(a) Financial Liabilities			
(i) Lease Liability	37	35	766
(ii) Borrowings	-	2,799	65,312
(iii) Trade Payables	3,951	1,080	26,642
(iv)Other Financial Liabilities	-	-	4,751
(b) Provisions	190	86	691
(c) Other Current Liabilities	5,682	11,564	22,817
TOTAL EQUITY AND LIABILITIES	**39,376**	**89,106**	**4,16,500**

Particulars (INR Mn)	FY24	FY25	FY26
Non-Current Assets			
(a) Property, Plant and Equipment	11,568	16,078	99,925
(b) Capital Work in Progress	12,682	42,673	1,39,461
(c) Right to use account	780	827	3,881
Financial Assets:			
(d) Investments	0.4	324	6,081
(e) Non-Current Tax Assets	-	24	1,010
(f) Other Non-Current Assets (incl. Goodwill)	3,072	5,712	67,902
Current Assets			
(a) Inventories	2,311	4,327	26,596
() Investments	290	751	1,051
(i) Trade Receivables	799	1,714	14,805
(ii) Cash and Cash Equivalents	26	416	21,219
(iii) Other Bank Balances	2,845	6,993	5,811
(iv) Loans and Advances	15	2,508	8,896
(b) Other Current Assets	4,988	6,759	19,862
TOTAL ASSETS	**39,376**	**89,106**	**4,16,500**

Consolidated Historical Financial Highlights

LLOYDS METALS

Total Income (INR Mn)

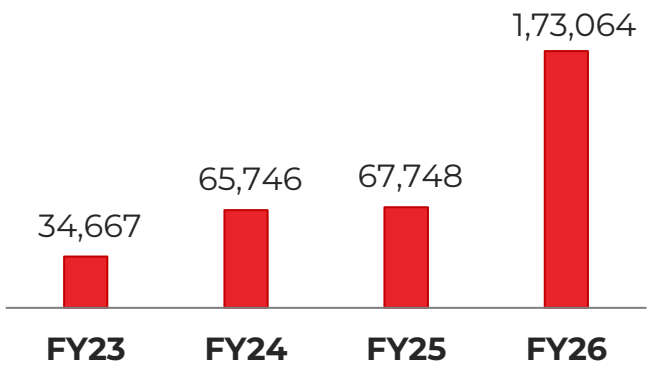

EBITDA (INR Mn) & EBITDA Margins (%)

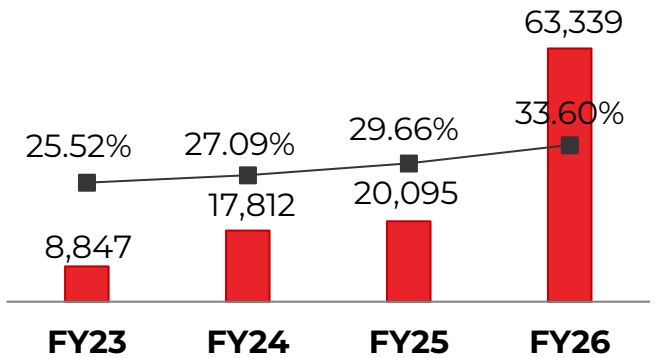

Adj PAT (INR Mn)

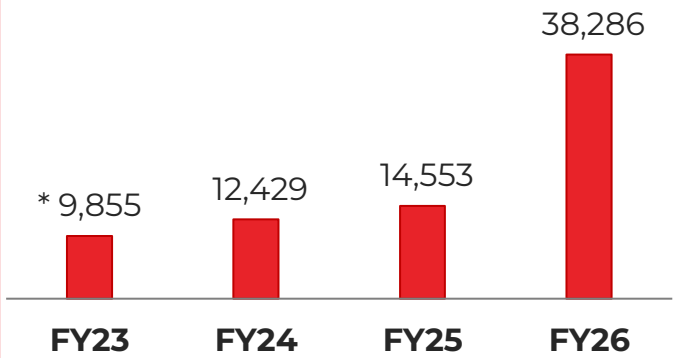

Net D/E (x)



Avg. ROCE (Excl CWIP) (%)

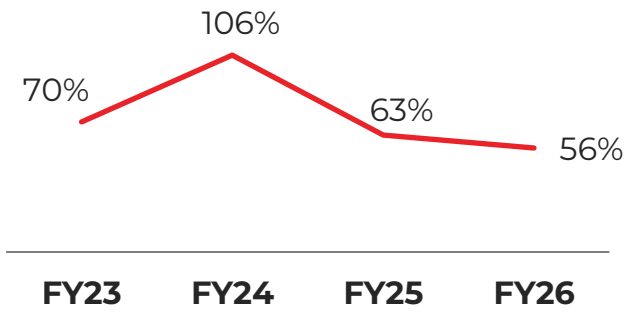

Networth (INR Mn) & Avg. RoE (%)

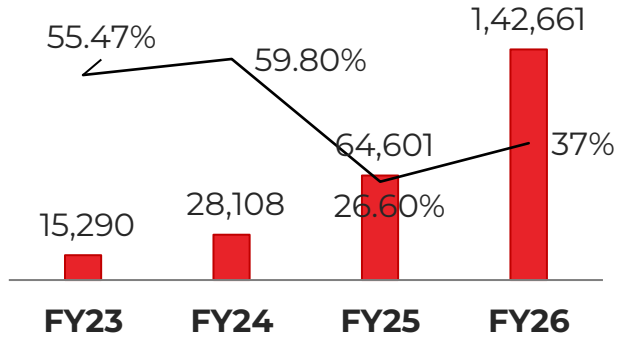

Capital Market Information

LLOYDS METALS

1 YEAR SHARE PRICE MOVEMENT (Up to 31st March 2026)

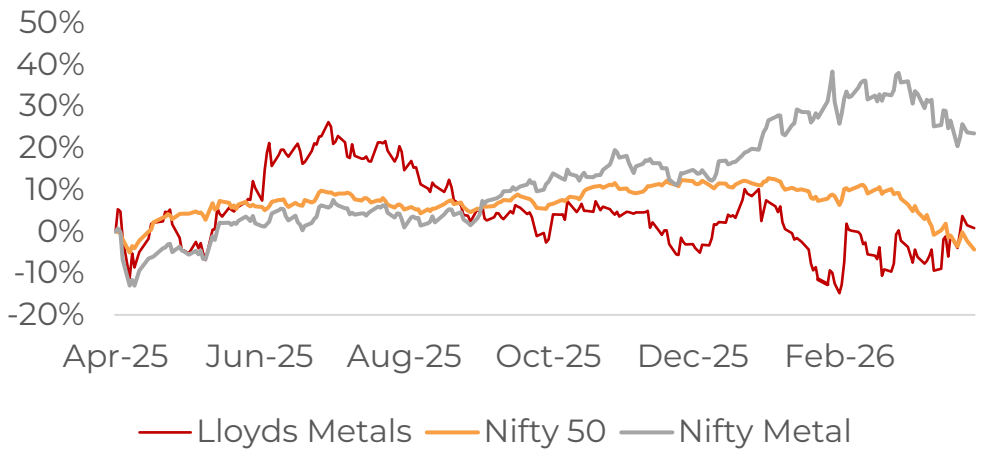

Shareholders Returns

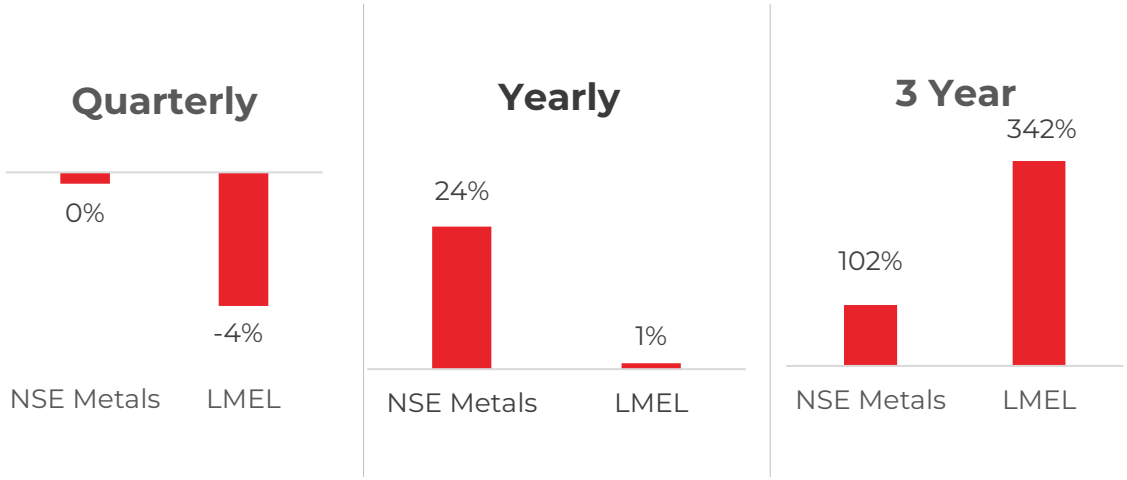

Shareholding Pattern (As on 31st March 2026)

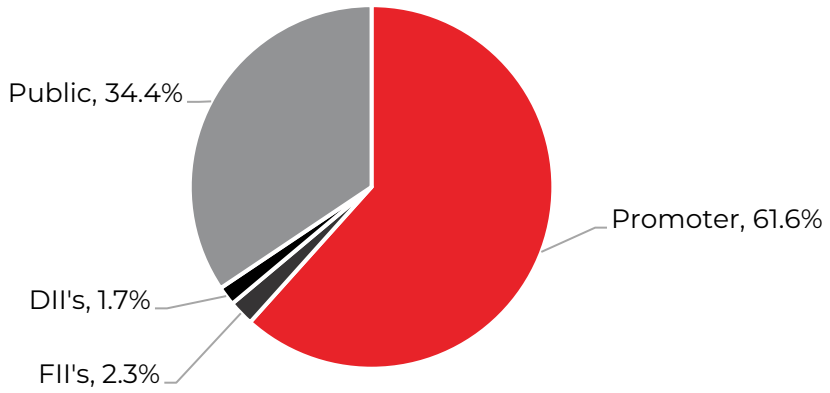

Price Data (As on 31st March 2026)	INR
Face Value	1
Current Market Price	1,270.70
52 Week H/L	1,613.40/ 1,005.05
Market Cap (INR Mn)	7,15,131.01
Equity Shares Outstanding (Mn)	562.79
1 Year Avg. Trading Volume ('000)	524.00

Disclaimer

Lloyd's Metals & Energy Limited (LMEL) Disclaimer:

No representation or warranty, express or implied, is made as to, and no reliance should be placed on, the fairness, accuracy, completeness or correctness of the information or opinions contained in this presentation. Such information and opinions are in all events not current after the date of this presentation. Certain statements made in this presentation may not be based on historical information or facts and may be "forward looking statements" based on the currently held beliefs and assumptions of the management of ***Lloyds Metals & Energy Limited("Company" or "Lloyds"),*** *which are expressed in good faith and in their opinion reasonable, including those relating to the Company's general business plans and strategy, its future financial condition and growth prospects and future developments in its industry and its competitive and regulatory environment.*

Forward-looking statements involve known and unknown risks, uncertainties and other factors, which may cause the actual results, financial condition, performance or achievements of the Company or industry results to differ materially from the results, financial condition, performance or achievements expressed or implied by such forward-looking statements, including future changes or developments in the Company's business, its competitive environment and political, economic, legal and social conditions. Further, past performance is not necessarily indicative of future results. Given these risks, uncertainties and other factors, viewers of this presentation are cautioned not to place undue reliance on these forward-looking statements. The Company disclaims any obligation to update these forward-looking statements to reflect future events or developments.

This presentation is for general information purposes only, without regard to any specific objectives, financial situations or informational needs of any particular person. This presentation does not constitute an offer or invitation to purchase or subscribe for any securities in any jurisdiction, including the United States. No part of it should form the basis of or be relied upon in connection with any investment decision or any contract or commitment to purchase or subscribe for any securities. None of our securities may be offered or sold in the United States, without registration under the U.S. Securities Act of 1933, as amended, or pursuant to an exemption from registration there from.

This presentation is confidential and may not be copied or disseminated, in whole or in part, and in any manner.

Valorem Advisors Disclaimer:

Valorem Advisors is an Independent Investor Relations Management Service company. This Presentation has been prepared by Valorem Advisors based on information and data which the Company considers reliable, but Valorem Advisors and the Company makes no representation or warranty, express or implied, whatsoever, and no reliance shall be placed on, the truth, accuracy, completeness, fairness and reasonableness of the contents of this Presentation. This Presentation may not be all inclusive and may not contain all of the information that you may consider material. Any liability in respect of the contents of, or any omission from, this Presentation is expressly excluded. Valorem Advisors also hereby certifies that the directors or employees of Valorem Advisors do not own any stock in personal or company capacity of the Company under review.

VALOREM ADVISORS

Valorem Advisors
Mr. Anuj Sonpal, CEO
Tel: +91-22-49039500
Email: lloyds@valoremadvisors.com
Investor Kit Link:
https://www.valoremadvisors.com/lloyds

LLOYDS METALS

Investor Relations
Lloyds Metals and Energy Ltd
Tel: +91-22-62918164
Email: lloyds_ir@lloyds.in