

**MONEYBOXX FINANCE LIMITED**

CIN L30007DL1994PLC260191

Registered Office: 523-A, Somdutt Chambers-II,
9, Bhikaji Cama Place, New Delhi-110066, India
Tel: 01145657452E-mail: info@moneyboxxfinance.comWebsite: www.moneyboxxfinance.com**Date: May 28, 2026****National Stock Exchange of India Limited,**
Exchange Plaza, Bandra Kurla Complex,
Bandra East,
Mumbai 400 051, India
NSE Symbol: MONEYBOXX**BSE Limited**
Phiroze Jeejeebhoy Towers,
Dalal Street,
Mumbai 400 001, India
Scrip Code: 538446**Subject: Investor Presentation**

Dear Sir/Madam,

Pursuant to Regulation 30 of the SEBI (Listing Obligations and Disclosure Requirements) Regulations, 2015 and in terms of other applicable laws, if any, please find herewith the Investor Presentation of the Company for the Quarter and Financial Year ended March 31, 2026.

The aforesaid intimation is being made available on the Company's website at www.moneyboxxfinance.com.

Kindly take the above intimation on record.

Thanking you,

For **Moneyboxx Finance Limited**

Lalit Sharma
Company Secretary



MONEYBOXX FINANCE LIMITED

Empowering MSMEs in Semi-urban & Rural India

Investor Presentation
Q4 & FY26



Disclaimer

This document may contain statements regarding the Company's market opportunity and business prospects that are individually and collectively forward-looking statements. Such forward-looking statements are not guarantees of future performance and are subject to known and unknown risks, uncertainties and assumptions that are difficult to predict. These risks and uncertainties include, but are not limited to, the performance of the Indian economy and of the economies of various international markets, the performance of the industry in India and world-wide, competition, the company's ability to successfully implement its strategy, the Company's future levels of growth and expansion, technological implementation, changes and advancements, changes in revenue, income or cash flows, the Company's market preferences and its exposure to market risks, as well as other risks. The Company's actual results, levels of activity, performance or achievements could differ materially and adversely from results expressed in or implied by this document. The Company assumes no obligation to update any forward-looking information contained in this document. Any forward-looking statements and projections made by third parties included in this document are not adopted by the Company and the Company is not responsible for such third party statements and projections.

Maps used in the document are not to scale. All data, information and maps are provided "as is" without warranty or any representation of accuracy, timeliness or completeness.

Q4 & FY26 – Business Update

Successful pivot to secured lending

- Secured disbursements **67%** in FY26 (49% in FY25)
- Secured book comprised **68%** of AUM as of Mar'26 (45% Mar'25); targeting **~80%** by Mar'27 (incl. guarantee programs)
- Higher secured book to support AUM growth, asset quality, and improve opex efficiency

Focus on upper tier of Micro enterprise segment

- Target customer: Secured Business loans (ATS **₹ 10 Lakhs**) with strong credit profile (**650+ bureau score**)
- Launched **Renewable Energy loans** enabling MSME solarization
- With higher ATS and secured, **decentralized credit** underwriting model deployed, TAT reduced

Leveraging emerging technologies in lending

- **In-house LOS** (Moneyboxx One) rolled out in May'26, to drive efficiency, TAT and foster vendor partnerships
- ML and AI-supported underwriting (Cattle AI)
- Digital processes & mobile apps for collections (MBCollect)

Strong financial position

- **GNPA reduced** to 3.59% (Mar'26) from 7.28% (Jun'25)
- Continued support from existing lenders and growing access to debt capital markets with NCD issuances

Strong growth outlook

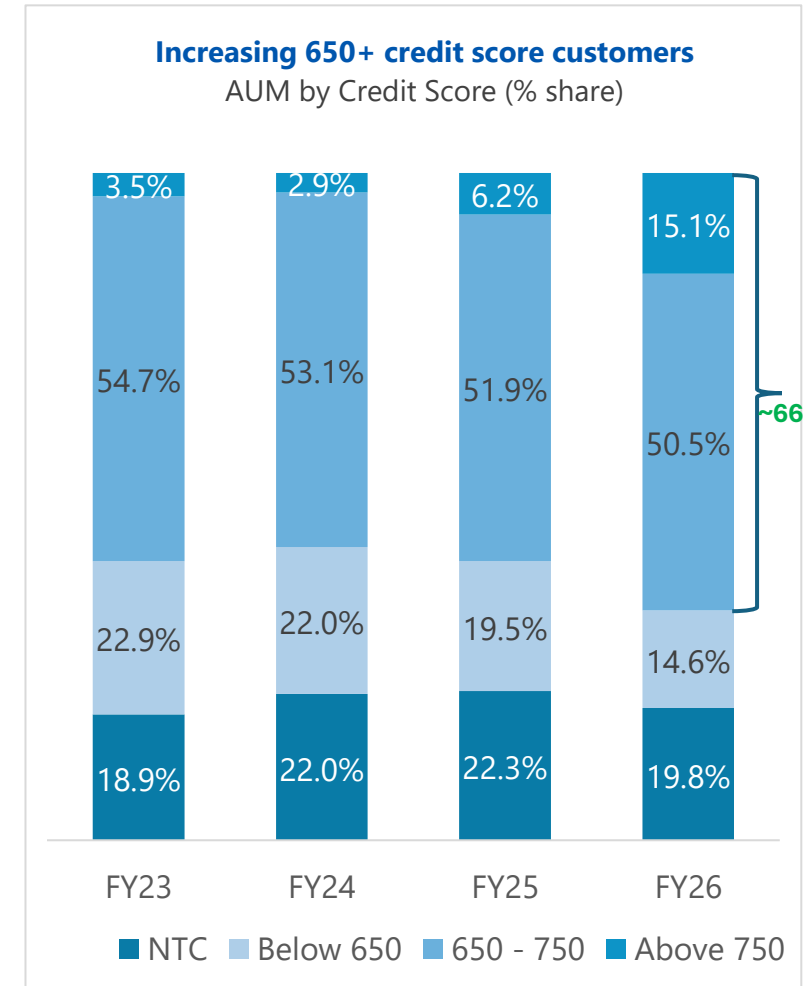
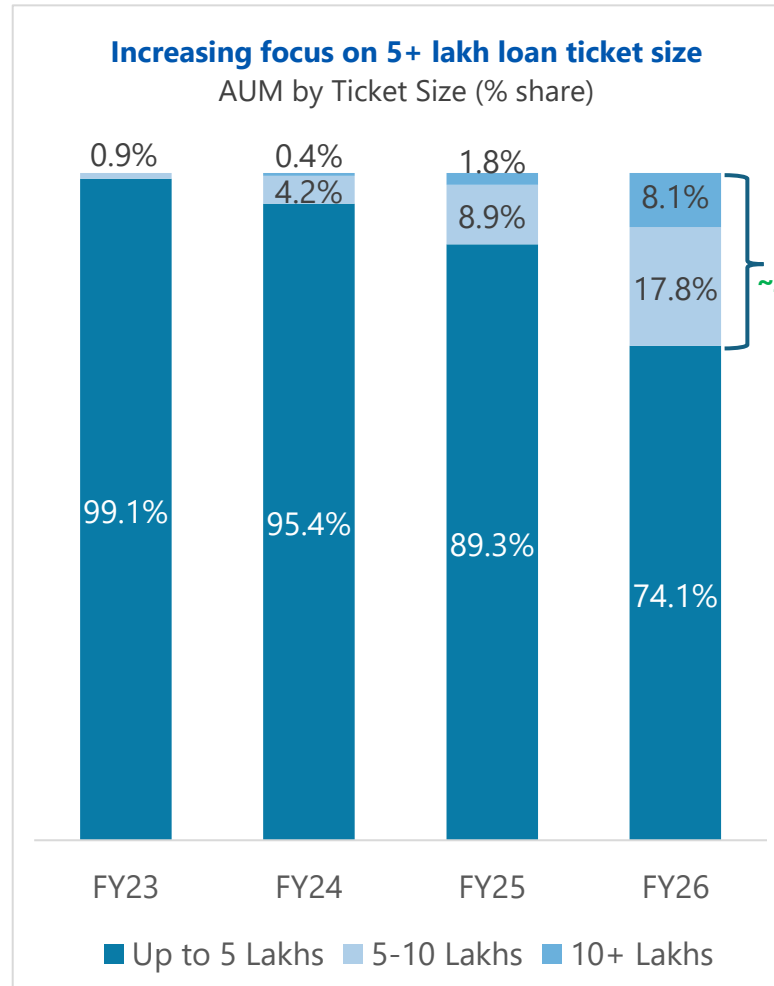
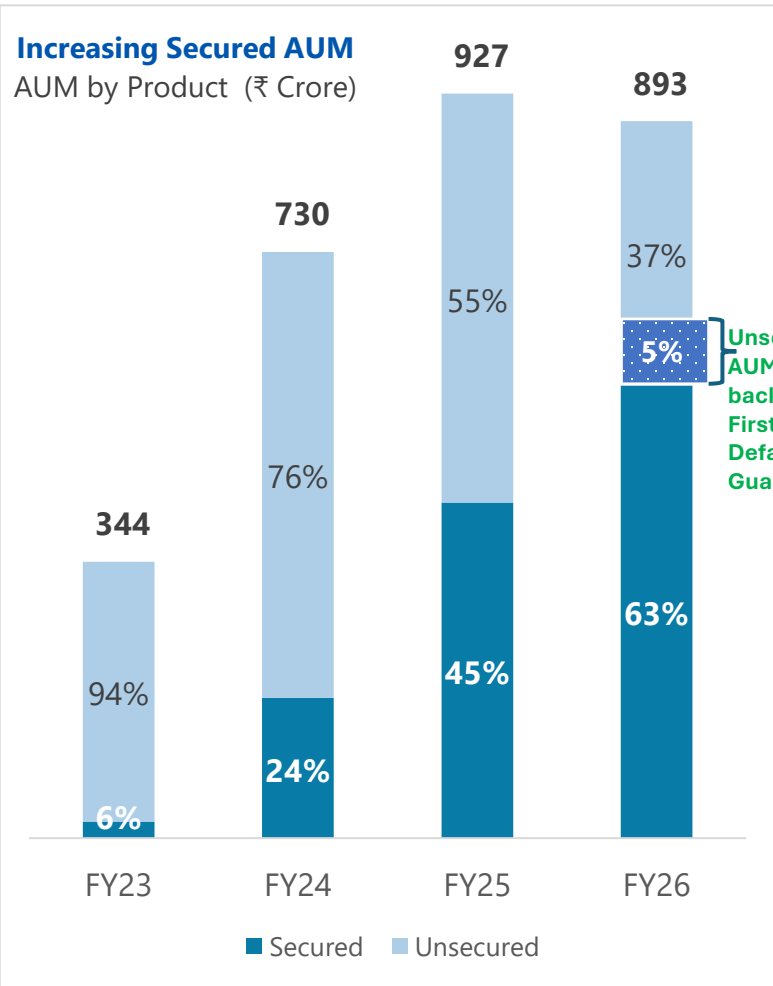
- National franchise with presence in 12 States
- Proven scalability and 'phygital' branch model



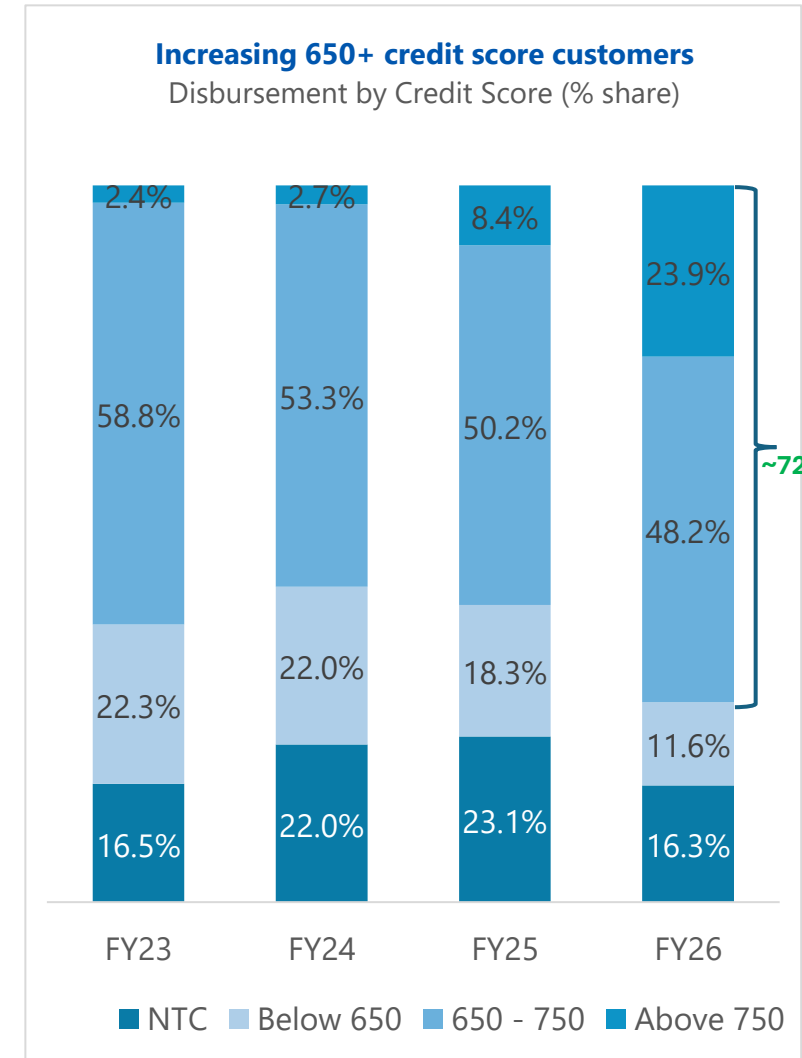
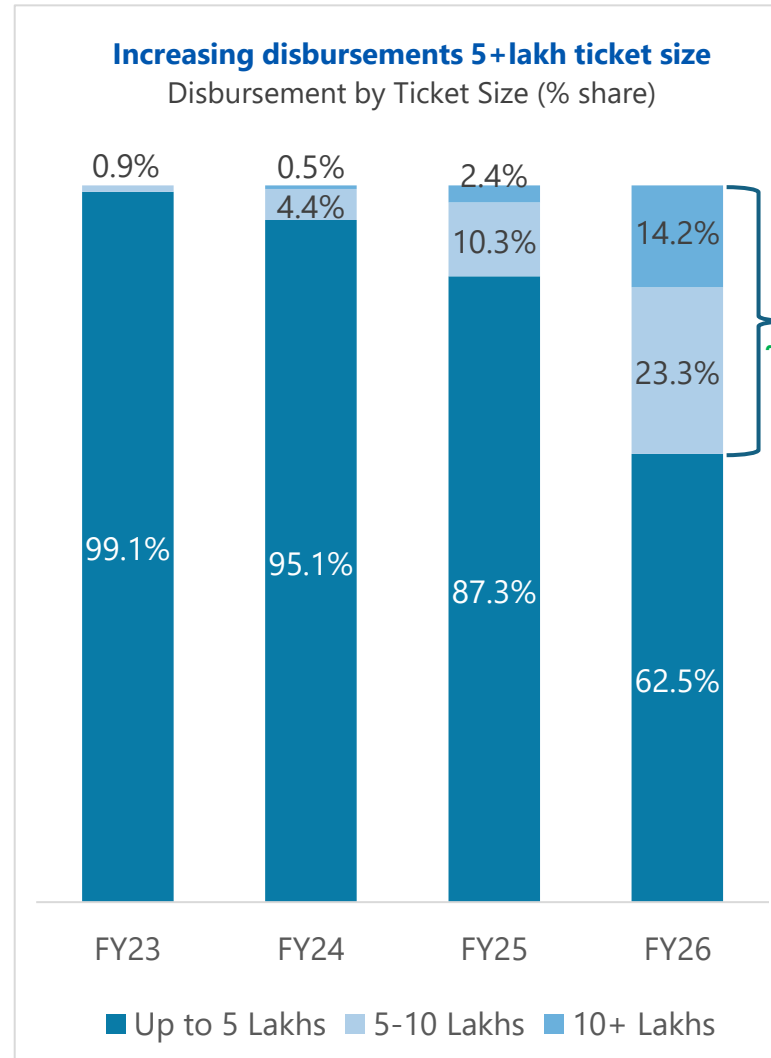
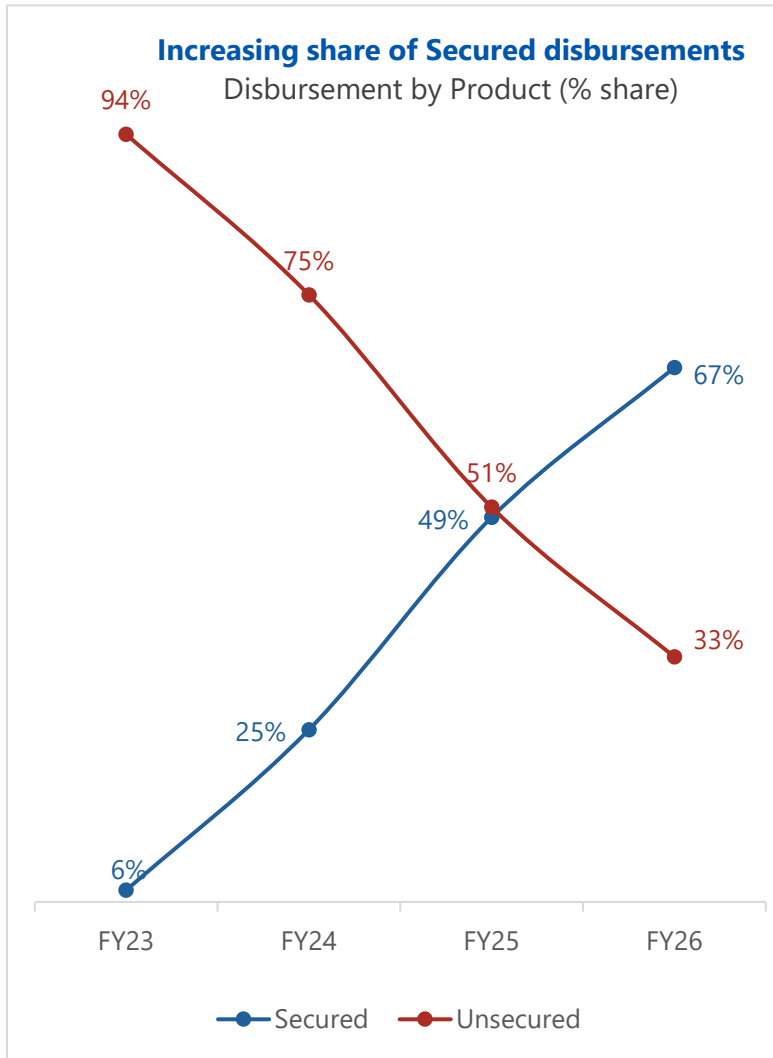
Strategic Transformation Underway



AUM mix: Increasing secured (68% with FLDG), higher ticket & high credit score customers

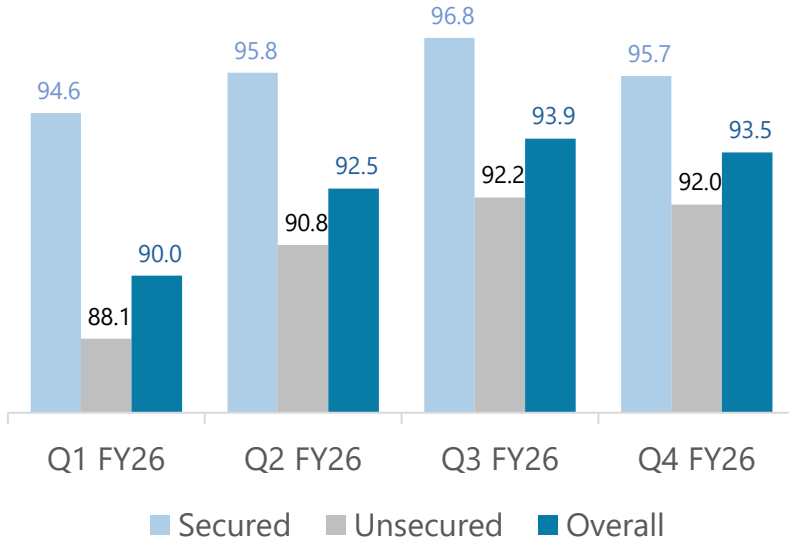


Disbursements: Shift towards secured, higher ticket & high credit score customers



Improving Collection Efficiency

Collection Efficiency (%): Products & Overall



Collection Vertical with 300+ Strong Team

- ▶ Senior Leadership with domain expertise
- ▶ 300+ strong field force supported by tele-calling agencies
- ▶ In-house Legal Managers & empaneled Lawyers

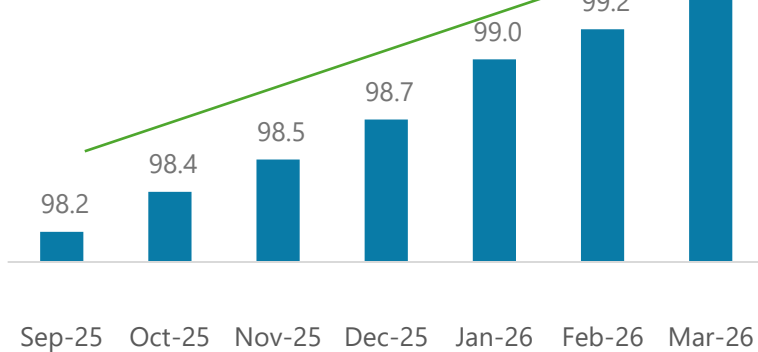
Deploying Technology & Analytics

- ▶ Robust tracking & EWS mechanism
- ▶ In-house Collection App (MBCollect) for allocation of accounts, payment through digital modes, capturing collection feedback

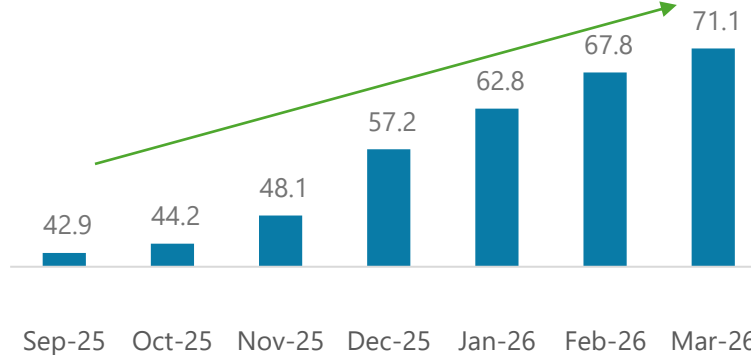
Collection Strategy

- ▶ Pre-EMI Due reminders: Digital and tele-calling
- ▶ Early-bucket delinquency: Tele-calling, Dunning Notices, message with payment link, Field Collections
- ▶ Pre-NPA: Intensive Field Collections & Calling, Demand notices, Initiating legal proceedings
- ▶ Post-NPA: Specialized Field Collections, Intense follow-up, and Legal proceedings
- ▶ Strengthening Legal Recourse: Demand notices, Loan Recall notices, Section 138 & SARFAESI proceedings

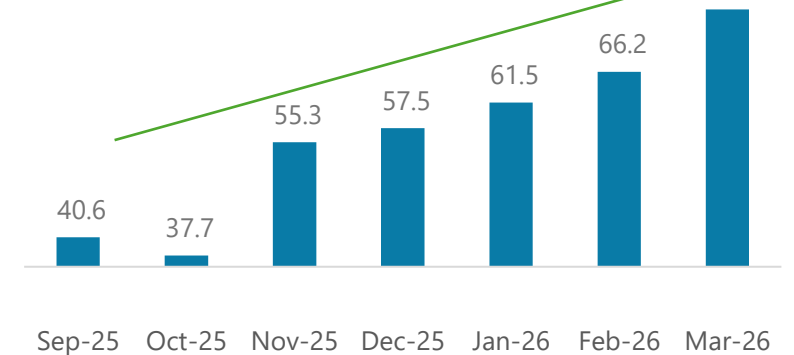
Collection Efficiency (POS resolution %): X Bucket



Collection Efficiency (POS resolution %): 31 – 60 Bucket



Collection Efficiency (POS resolution %): 61 – 90 Bucket



Technology Moat for Scalable Growth

In-house Loan Origination System: Moneyboxx - ONE

Built, Owned, Controlled by Moneyboxx; Live since May'26

Seamless Digital Experience

Guided workflows, progress tracking, and real-time support

Real-Time Visibility & Analytics

Dashboards for disbursements, productivity, TATs, and portfolio metrics

Full Ownership

No vendor dependency, complete control over data, workflow & roadmap

Automation & Workflow Agility

Configurable workflows with automated KYC, account aggregator, and bureau integrations

Secure & Scalable Operations

Fraud controls, geo-tagging, tamper detection, and audit-ready processes

Live in Production

Deployed across branches, integrated with underwriting & collections

Cattle AI – Proprietary Underwriting

Built, Owned, Controlled by Moneyboxx

Unique Cattle Identification



Reducing Loan Processing Time



Field Productivity:

Better agent efficiency and faster disburseals



Fraud Reduction: Automated detection of mismatches (cattle dedupe checks) reduction of fraud



AI driven Lead scoring: Boosted Approval Precision and reduced manual screening by 30% to 40%



Moneyboxx - ONE

LOS for Everything from field to approval in one system.





Company Overview



Who we are – Moneyboxx Finance Limited

Empowering MSMEs in Semi-urban & Rural India

Fast-growing, tech-driven, impact focused NBFC

- ✓ **AUM** approaching **INR 1,000 crore** (INR 893 crore as on Mar'26)
- ✓ **Business loans** of ₹ 1-25 Lac in semi-urban and rural India
- ✓ Gained national presence in 7 years with presence in **12** states (Mar'26)

Driving Financial Inclusion

- ✓ Empowering **small and micro entrepreneurs**
- ✓ **Enabling 2x growth** in disposable income of borrowers in 3 years
- ✓ **Beyond-lending** impact initiatives

Proven and scalable business model

Period ending	Mar'22	Mar'23	Mar'24	Mar'25	Mar'26
Branches	30	61	100	163	156
States	5	6	8	12	12
AUM ₹ Crore	121	344	730	927	893



MISSION STATEMENT

To deliver easy, cost-efficient and technology driven financing solutions to aspiring microentrepreneurs



VISION STATEMENT

To be "The Lender of Choice" for deserving microentrepreneurs in India

Successfully scaling up operations

Today we are...



156 Branches



~ **50k** Live accounts



₹893 crore AUM



₹ 2,240+ crore
Cumulative Disbursements



63% Secured Book



1,830 Employees



Average Ticket Size (Q4)
₹ 6.1 lakhs – Secured
₹ 2.3 lakhs – Unsecured



100% PSL qualified



100% Direct Sales
Team



32 Lenders

Transforming lives



229k+
Borrowers funded



54%
Women (AUM)



20%
New-to-credit (AUM)

Credit Rating

CRISIL **BBB/Stable**

Beyond-lending impact initiatives



675k+
Free cattle
diagnosis



16,000+
Fruit-bearing
trees planted



118k+
Free Vet
Consultations



IND **BBB/Stable**

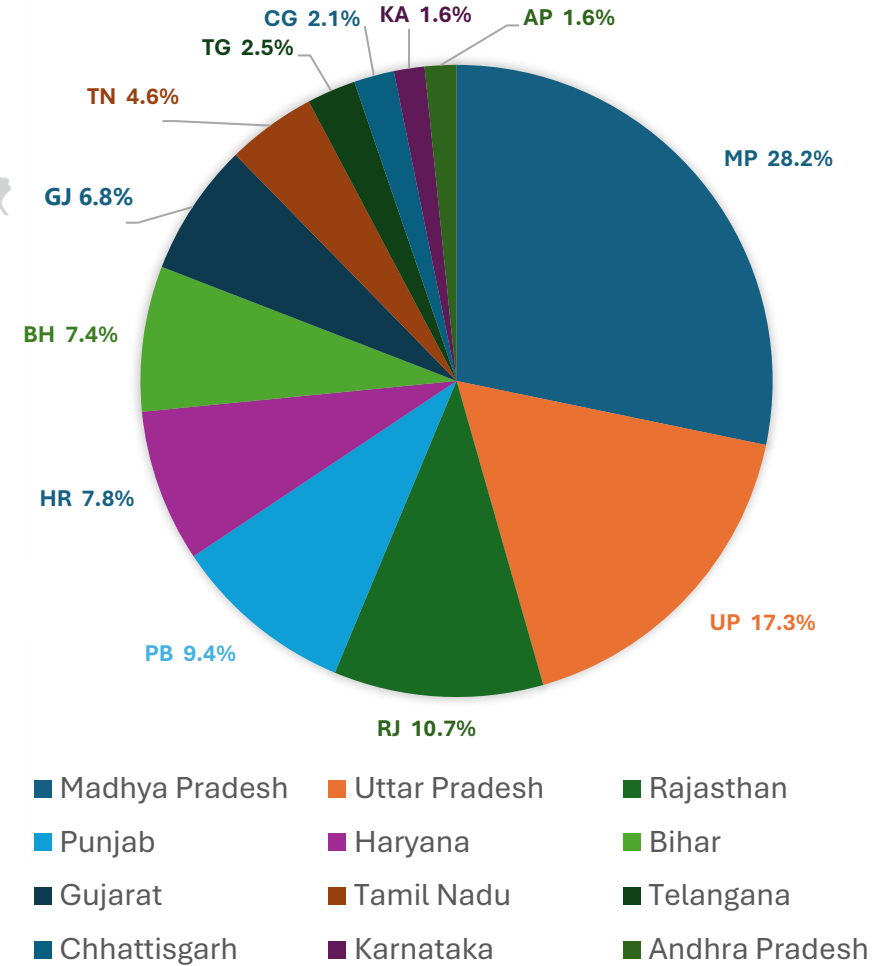
Note: Data as of March 31, 2026

Pan-India Presence

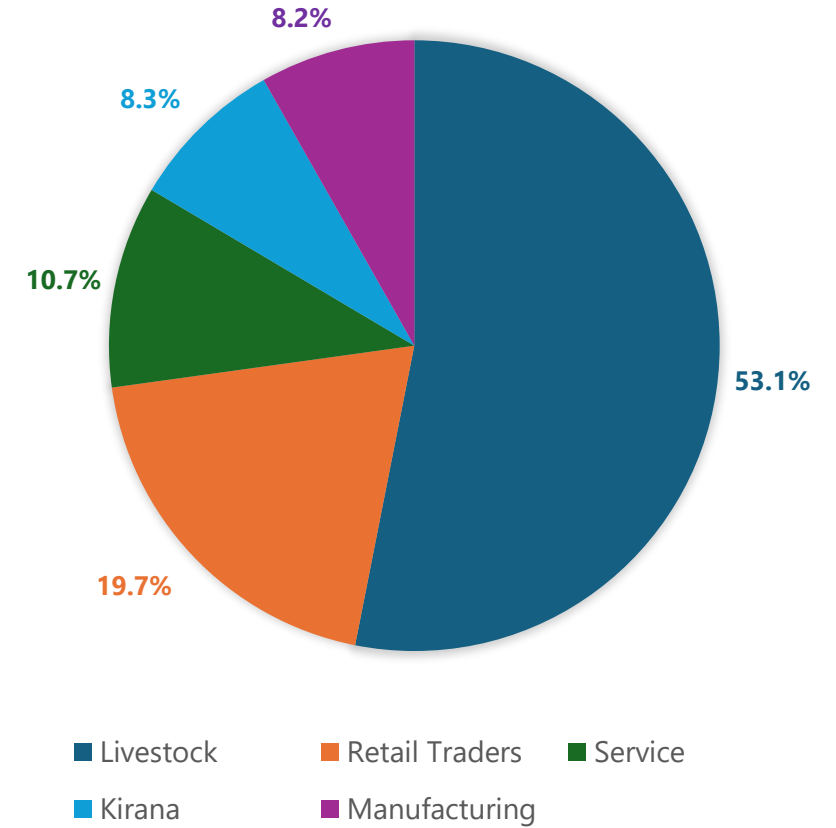
Geographic diversification improving with expansion in South India



AUM by States (Mar'26)

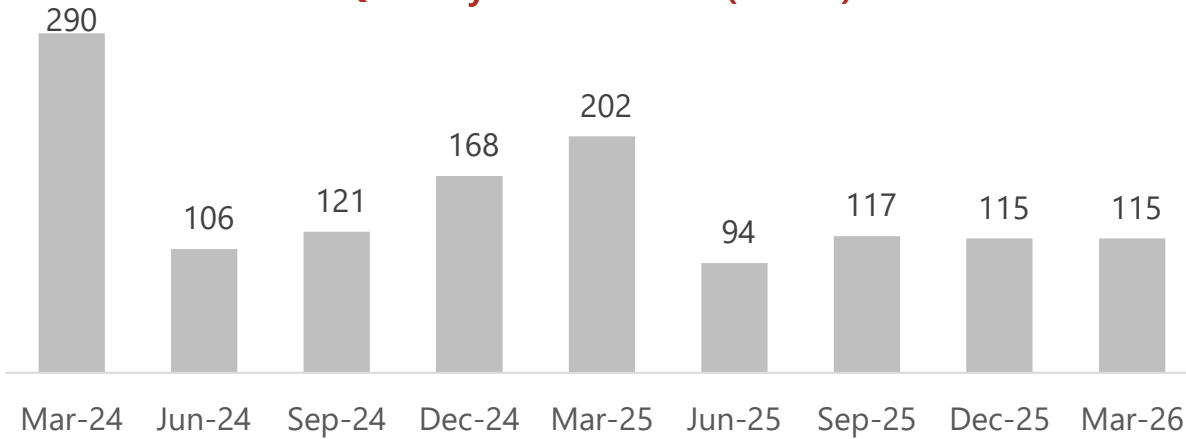


AUM by Customer Segment (Mar'26)



Early-vintage branches (up to 24 months) poised for significant growth

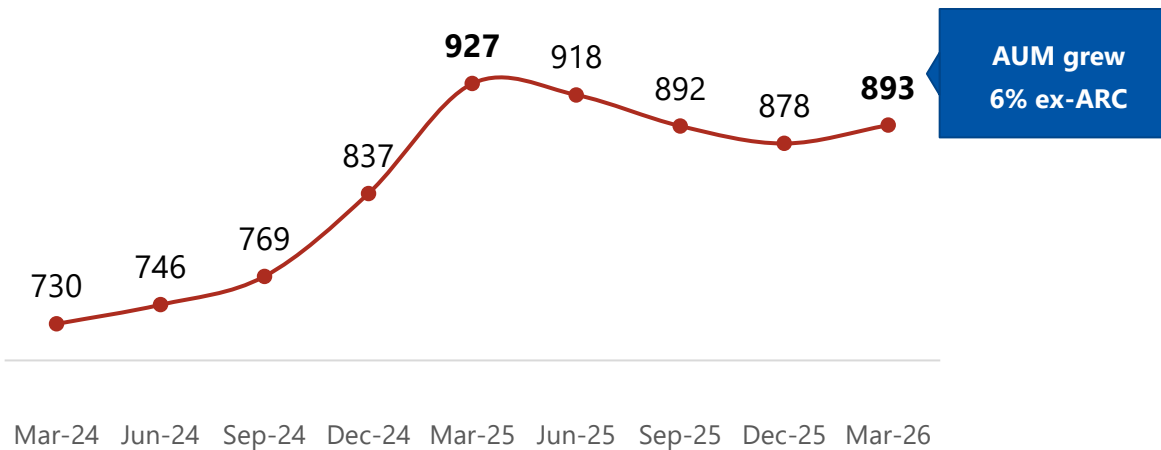
Quarterly Disbursements (₹ crore)



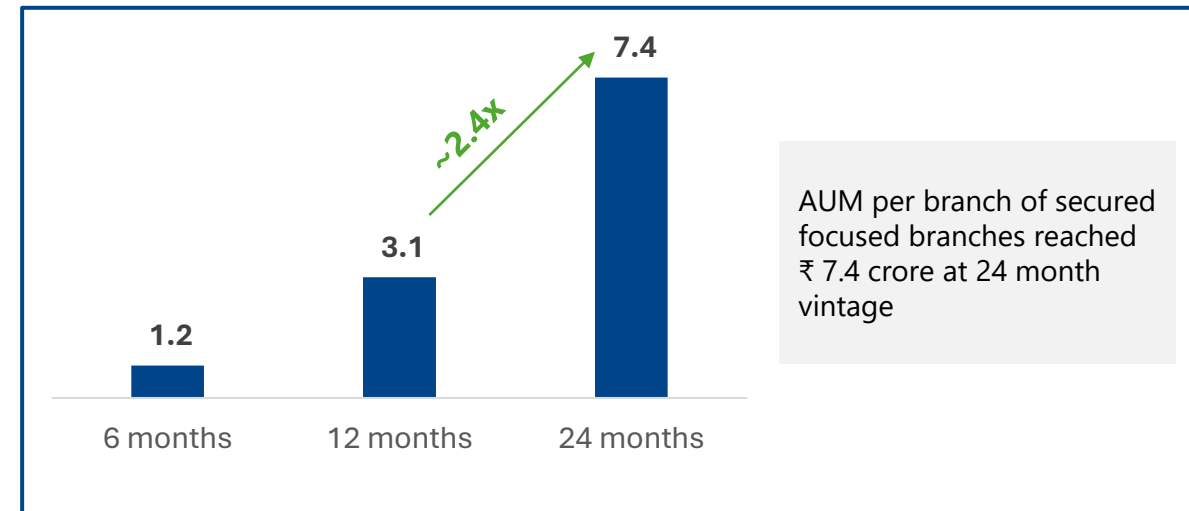
Branch Vintage & Productivity

Branch Vintage	Branches	Avg. Vintage (Months)	AUM (₹ Crore)	AUM per Branch (₹ Crore)
13-24 Months	61	18	224	3.7
25-36 Months	40	30	253	6.3
36+ Months	55	55	416	7.6
Total (Mar'26)	156	34	893	5.7
Total (Mar'25)	163	22	927	5.7

AUM (₹ crore)



Secured focused branches scaling up and huge scope for AUM expansion



Strong support from diverse lending partners

Diversified Liability Mix

Banks



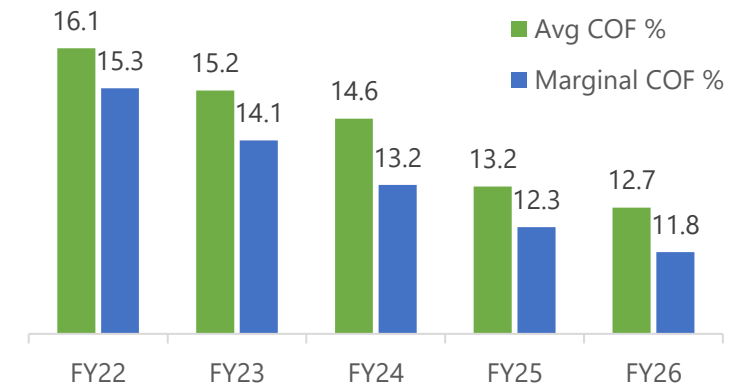
Prominent DIs



Debt Market Partners



Declining Cost of Funds (COF)



Lending Partnerships



Impact Funds



Increasing Debt Market participation – Share of NCDs in Total Borrowing (%)



Demonstrated ability to raise equity capital

Healthy capital adequacy ratio and low debt-to-equity ratio

Cumulative equity received ₹ 300+ crore

Equity Funding	₹ crores	Price ₹ /Share [^]
As on Mar'19	19.03	
FY20	11.65	35
FY22	14.42	47
FY23	48.39	57, 80
FY24	84.25	86
FY25	91.08	151
FY26	33.44	76
Total	302.26	

[^] Price/ share adjusted for 1:1 bonus issue wherever relevant

Debt funding of ₹ 1,425+ crore

Debt as on Mar'26	Sanction	Outstanding
Term Loans from Bank	471.0	204.2
Term Loans from NBFC	471.3	171.9
PTC Securitization	49.1	21.9
NCD	429.0	264.1
Subordinated Debt	6.6	6.6
Total Term Debt (₹ crore)	1427.0	668.7

Distinguished Board of Directors

Committed to the highest level of governance, transparency, integrity and exceptional growth



Mayur Modi, Co-Founder, Co-CEO and COO

Chartered Accountant with more than 20 years of experience in financial services industry; started his career with GE Capital and went on to work with large financial institutions like JP Morgan and HSBC. In last role, served as Associate Director at HSBC, lending to Banks and FIs



Deepak Aggarwal, Co-Founder, Co-CEO and CFO

Chartered Accountant with more than 20 years of experience, including with Bank of America, KPMG, GE Capital, Infosys (for Deutsche Bank). Founded and ran a boutique IB firm named Avancer Capital Partners, helping client raise INR 2,000+ crores in equity and debt



**Uma Shankar Paliwal
Chairman & Independent Non-Executive Director**

43+ years of BFSI experience of which 35 years with RBI & Bank of Mauritius, currently working as Secretary General of Currency Cycle Association, and independent director at multiple NBFCs, AIF and FinTech companies



**Ratna Vishwanathan
Independent Non-Executive Director**

22+ years of experience as ex-IAS officer (1987 batch) in departments like Indian Audit & Accounts Services and CAG, ex-CEO of Microfinance Institution Network (MFIN) for four years and currently CEO of a global NGO



**Shantanu Chandrakant Pendsey
Independent Non-Executive Director**

38+ years of experience at SBI, retired CGM – Head Agriculture & MSME Financial Inclusion, has developed expertise in Retail, Agriculture, and MSME banking, Credit and Loan Portfolio Management and Digital Transformation as Independent Director/ Board Advisor



**Govind Gupta
Non-Executive Director**

Chartered Accountant with 25+ years of experience in statutory and internal audit, tax consultancy, and company law matters. As a practicing professional, Mr. Gupta has demonstrated a steadfast commitment to upholding the highest standards of financial integrity and compliance



**Atul Garg
Non-Executive Director**

20+ years of experience in financial products and Portfolio Management Services (PMS). His expertise encompasses the distribution of equities, mutual funds, and fixed-income products with a proven track record of navigating the intricacies of financial markets

Experienced Management Team (1/2)



Viral Sheth, Finance Controller

Chartered Financial Analyst with more than 23 years of experience in finance covering corporate finance, credit risk and equity research. He has previously worked with leading organizations such as HSBC and Infosys and in his last role served as VP-Commercial Banking & Risk Training



Raj Bans Lal, National Credit Head

MBA in finance with over 24 years of extensive experience in credit analysis, credit proposal evaluation and rating, and risk management. In the most recent role, served as National Credit Manager at IndusInd Bank Limited. He has previously worked with Fastrack Housing Finance Limited, Bajaj Finance, Dewan Housing Finance Limited, and other reputed organizations



Vivek Meharwal, Chief Business Officer

Mr. Meharwal brings over 21 years of experience in the lending industry, having worked across a wide range of products, including affordable home loans, loan against property, structured finance, education infrastructure loans, business loans, and lending to financial institutions. He has previously served as Chief Business Officer at Altum Credo Home Finance



Sandipan Thakur, Head – Collections

Sandipan brings over 23 years experience in Debt & Receivable Management, Legal & Litigation, Process & Operational Risk Management across multiple products. He has previously worked with Hiranandani Financial, RBL Finserve, and Citi Financial

Experienced Management Team (2/2)



Abhijeet Kamble, Chief Technology Officer

Abhijeet, a tech leader, excels in leading complex projects, scaling businesses, and fostering innovation. He brings technical expertise in designing and delivering large scale systems. His achievements span innovations in FinTech and nurturing startups. Abhijeet is an alumnus of Pune University and IIT Bombay



Siddhartha Ghosh, Head - HR

XLRI Jamshedpur alumnus with over 18 years experience in HR. Over the years his experience has covered different aspects of HR in the BFSI space. He has previously worked with Capital India Home Loans, Avanse Financial Services, Star-agri Group, RICH'S, Future Generali India and IBM



Lalit Sharma, Company Secretary & Compliance Officer

Company Secretary with over 19 years of experience in the financial sector in regulatory compliance and corporate governance upon the frameworks of RBI, MCA, and SEBI. Spent over 9 years with various financial institutions such as Indiabulls group and PNB Housing Finance



Rohit Paigwar, Head - Operations

MBA with over 16 years of experience at leading Banks and NBFCs like Poonawalla Housing Finance, Bajaj Finance, ICICI Bank and Axis Bank. His areas of expertise include Analytics, Credit Risk, Product and Policy, Underwriting and Operations in both Secured & Unsecured business. He is proficient in achieving team-driven process improvements



Tapendra Gupta, Head - RCU

Tapendra comes with two decades of deep experience in Fraud Risk Management, Audit & Collections. In his last role, he was associated with Axis Finance Ltd. as Zonal Head - RCU since Feb 2021. Tapendra has worked with renowned organization like Square Yards, Dhani Services Ltd., Magma Fincorp, Intec Capital and Religare Finvest to name a few. Tapendra has completed his MBA in finance



Tammineni Rajitha, Lead - ESG & Impact

MBA from IRMA, 6+ years experience in ESG Reporting & Disclosures, Sustainability Finance, external partnerships and qualified CFA Sustainable Investing. In her previous role, she was associated with Tata Steel in the ESG function. Currently, she is working on partnerships with Rabobank Foundation, Dell Foundation, Gates Foundation, Shell Foundation, SIDBI, Social Alpha and Water.org



Financial Performance



Key Financial Metrics

Adequate spreads and capital buffer mitigate asset quality moderation

Key Ratios	FY26	FY25
Spreads & NIM		
Average Lending IRR	26.0%	27.9%
Average Borrowing IRR	12.7%	13.2%
Interest Spread	13.3%	14.7%
Net Interest Margin	13.9%	16.3%
Opex (% of Avg AUM)		
	12.8%	12.8%
Asset Quality		
30+ PAR % of AUM	8.40%	8.66%
90+ PAR % of AUM	6.25%	6.93%
On-book Gross NPA	3.59%	6.61%
On-book Net NPA	1.75%	3.42%
Provision Coverage (Stage 3)	50.00%	50.00%
Credit Cost (% of Avg AUM)	3.32%	3.43%
Leverage & Capital Adequacy		
Leverage: TOL/Owned funds	3.09	3.09
Debt/Equity	2.24	2.42
CRAR %	29.48%	29.25%

- ▶ Lending IRR movement driven by shift towards secured product
- ▶ Borrowing IRR expected to decline and converge to single digit in the medium term
- ▶ Opex stickiness to reduce with expected AUM growth and target to achieve sub-10% opex within next two years
- ▶ Asset quality improved with ARC transaction and robust collection efforts
- ▶ Adequately capitalized, well positioned for growth

Note: On-book Gross NPA (GNPA) and Net NPA (NNPA) based on 90+ days past due

Q4 & FY26 - Income Statement

Particulars (INR crores)	Q4 FY26	Q4 FY25	Y-o-Y	Q3 FY26	Q-o-Q	FY26	FY25	Y-o-Y
Total income	63.23	52.14	21%	54.72	16%	232.13	199.23	17%
Finance Cost	20.89	16.75	25%	21.09	-1%	83.59	63.31	32%
Net Interest Income & Fee Income	42.34	35.39	20%	33.63	26%	148.54	135.92	9%
Employee Benefits Expense	18.29	22.82	-20%	22.17	-18%	84.63	77.39	9%
Depreciation and Amortization Expense	2.51	2.40	5%	2.40	5%	9.73	7.71	26%
Other Expenses	8.13	6.77	20%	4.07	99%	21.44	19.73	8%
Operating Expense	28.93	31.99	-10%	28.64	1%	115.80	104.83	10%
Pre-Provisioning Operating Profit	13.41	3.40	295%	4.99	169%	32.74	31.09	5%
Impairment on financial instruments	12.94	7.27	78%	4.55	185%	31.09	28.13	11%
Profit before tax	0.47	-3.87		0.44		1.65	2.96	
Current Tax	-	4.04		-		-	4.04	
Deferred Tax	-	-2.62		0.09		0.31	-2.33	
Profit After Tax	0.47	-5.29		0.35		1.34	1.25	

Historical Income Statement

Particulars (INR crores)	Mar'26	Mar'25	Mar'24	Mar'23
Interest Income	194.29	170.60	107.61	48.87
Fee income	13.96	15.86	10.00	1.39
Income on derecognized (assigned) loans	20.99	9.41	8.13	-
Net gain on fair value changes	2.53	3.08	1.94	0.15
Other Income	0.36	0.28	0.27	0.03
Total Income	232.13	199.23	127.95	50.44
Interest expenses	83.59	63.31	42.81	21.68
Net Interest Income & Fee Income	148.54	135.92	85.14	28.76
Employee benefit expense	84.63	77.39	47.07	25.65
Depreciation and amortisation expense	9.73	7.72	3.35	1.73
Other expenses	21.44	19.73	17.07	7.93
Operating Expense	115.80	104.84	67.49	35.31
Operating Profit (Loss)	32.74	31.08	17.65	-6.55
Impairment on financial instruments	31.09	28.12	7.11	3.39
Profit/(Loss) before tax	1.65	2.96	10.54	-9.94
Current Tax	-	4.04	-	-
Deferred Tax	0.31	-2.33	1.42	-3.14
Profit after tax	1.34	1.25	9.12	-6.80

Historical Balance Sheet

Particulars (INR crores)	Mar '26	Mar '25	Mar '24	Mar '23
LIABILITIES				
Financial Liabilities	696.95	679.79	489.67	252.21
Trade Payables	2.05	2.54	1.81	1.19
Debt Securities	261.18	217.84	79.11	20.15
Borrowings (other than debt securities)	396.58	406.76	358.17	211.21
Subordinated Liabilities	6.69	6.66	6.64	6.63
Lease Liability	11.03	15.38	8.32	2.62
Other financial liabilities	19.42	25.61	35.65	10.40
Non-financial Liabilities	2.14	3.26	10.64	2.28
Current Liabilities (net)	-	-	-	-
Provisions	-	-	0.97	0.47
Other non-financial liabilities	2.14	3.26	9.67	1.81
Equity	296.23	260.72	168.85	76.40
Equity share capital	69.81	32.65	30.49	24.92
Other equity	226.42	228.07	138.36	51.48
Total Equity and Liabilities	995.32	938.77	669.16	330.89

Particulars (INR crores)	Mar '26	Mar '25	Mar '24	Mar '23
ASSETS				
Financial Assets	936.45	885.28	638.31	312.78
Cash and cash equivalents	82.89	132.13	95.98	56.58
Bank balance (other than cash and cash equivalents)	60.51	34.33	17.65	7.28
Trade Receivables	0.43	0.63	1.12	0.05
Loans	688.44	678.19	490.06	242.58
Investments	39.58	0.12	10.53	2.00
Other financial assets	64.60	39.88	22.97	4.29
Non-financial Assets	58.87	53.49	30.85	18.11
Current Assets (net)	5.37	4.43	2.85	0.72
Deferred Tax Assets (net)	7.25	7.73	5.34	6.76
Property, Plant & Equipment	9.26	9.78	6.59	4.23
Intangible Assets Under Development	15.59	2.39	-	3.18
Right of use assets	9.51	14.06	7.71	2.39
Other Intangible assets	4.96	4.87	5.46	0.03
Other non-financial assets	6.94	10.23	2.90	0.80
Total Assets	995.32	938.77	669.16	330.89

Important Updates



Diversification of business products and funding sources

Renewable Energy loans: Enabling MSME solarization with OEM partnerships; target INR 100+ crore solar book (FY27)

Low-cost & Diversified Funding: Lender count **32, including 11 leading Banks**

Strong access to debt capital market: highest-ever NCD raise of INR 302 crore in calendar year 2025



Equity capital raise

Equity raise of ₹ 33.4 crore completed in Q4 FY26

Equity raise of ₹ 300+ crore since inception



Other Updates

Secured lending: Gaining momentum and in line to reach **~80% of AUM** by Mar'27 (68% as of Mar'26)

Ongoing **impact initiatives**, including grants and guarantee programs, with **Rabobank Foundation, Water.org, SIDBI, Shell Foundation, Gates Foundation, Social Alpha & Accion**

Para-vets, bio-gas digester and agro-forestry initiatives as part of impact and sustainability efforts



THANK YOU



Gurgaon Corporate Office Address

Moneyboxx Finance Ltd, DLF Building 8, Block A, 4th Floor, DLF Cyber City, Gurugram - 122002, Haryana

Mumbai Head Office Address

Moneyboxx Finance Ltd, Wing A-411, Kanakia Wall Street, Andheri East, Mumbai – 400093, Maharashtra



info@moneyboxxfinance.com



www.moneyboxxfinance.com

Investor Relations: Stellar IR Advisers Pvt Ltd

Ankit Jain | Shruti Vasani

Phone: +91 22 62398024

ankit@stellar-ir.com | shruti@stellar-ir.com

www.stellar-ir.com

