

**Presentation for Investors Call
17th May 2022**

Disclaimer

This presentation has been prepared solely for use at the investor/analyst presentation. By attending the meeting where this presentation is made, or by reading the presentation slides, you agree to be bound by the following limitations:

Statements in this presentation, particularly those which relate to management's views and analysis, describing the Company's objectives, projections, estimates and expectations may constitute "forward looking statements" within the meaning of applicable laws and regulations. Actual results may differ materially from those anticipated in the forward-looking statements. The company assumes no obligation to update forward-looking statements to reflect actual results, changed assumptions or other factors.



Business Updates



Financial Highlights



Other Updates

Business Updates

Macro Environment

- Strong demand for castings from tractor and auto sectors
- International prices of coking coal continue to be at higher levels with continued geopolitical uncertainties
- Demand for Pig Iron continues to be good with foundries working at peak levels
- Rupee devaluation against USD affecting the landed cost of coal

Business Operations

- MBF-2 upgradation expected to be completed early June
- All major projects progressing as per schedule
- KFIL borrowing at INR 1,133.07 Cr, including borrowing for ISMT acquisition

**Board of Directors at its meeting held on 17th May 2022 declared an Final Dividend of
INR 3.00 per equity share (i.e. 60 percent)**

Total dividend of INR5.50 for(i.e.110 percent) the Financial Year 2022



Business Updates



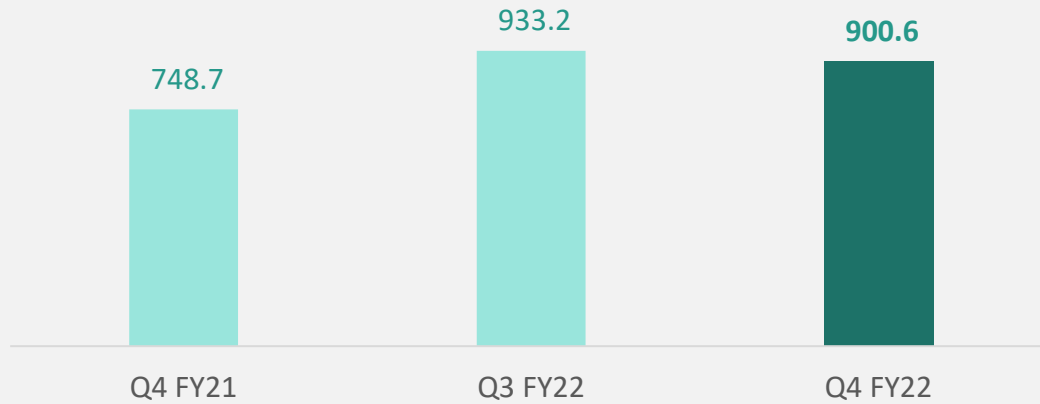
Financial Highlights



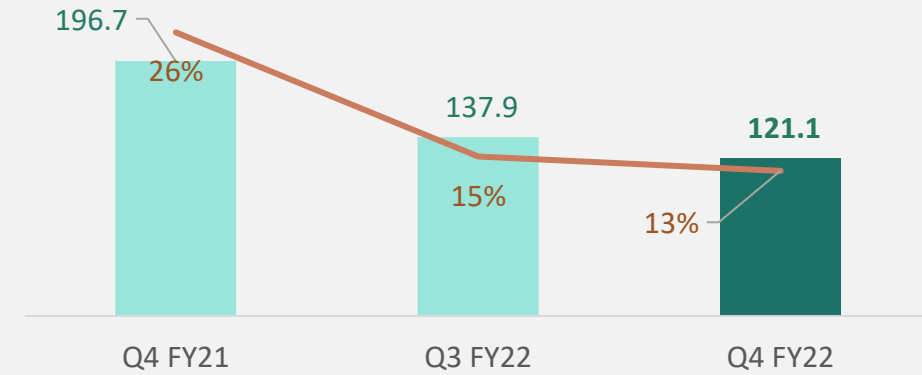
Other Updates

P&L Highlights – Standalone Quarterly

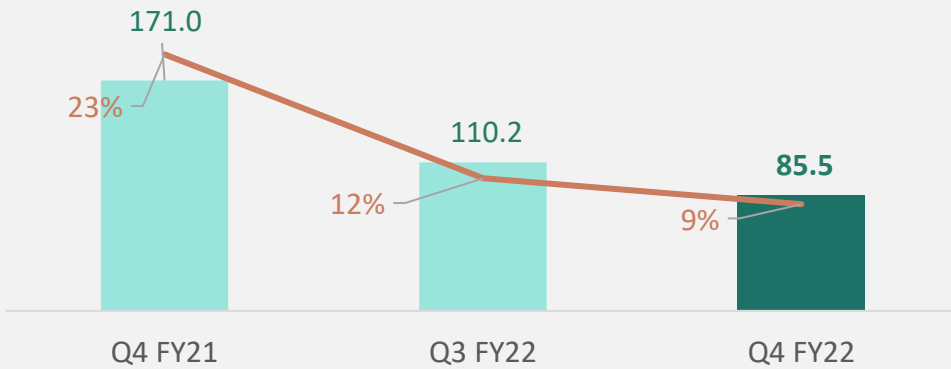
Revenue



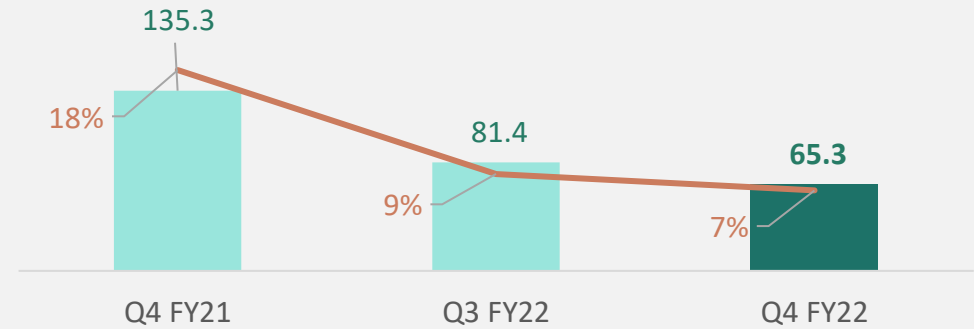
EBITDA & % TO SALES



PBT & % TO SALES

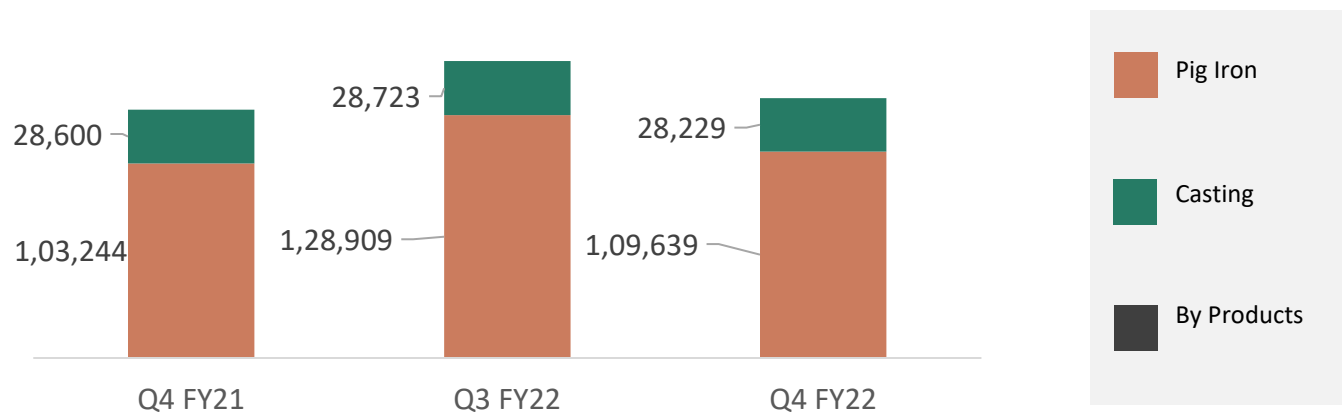


PAT & % TO SALES



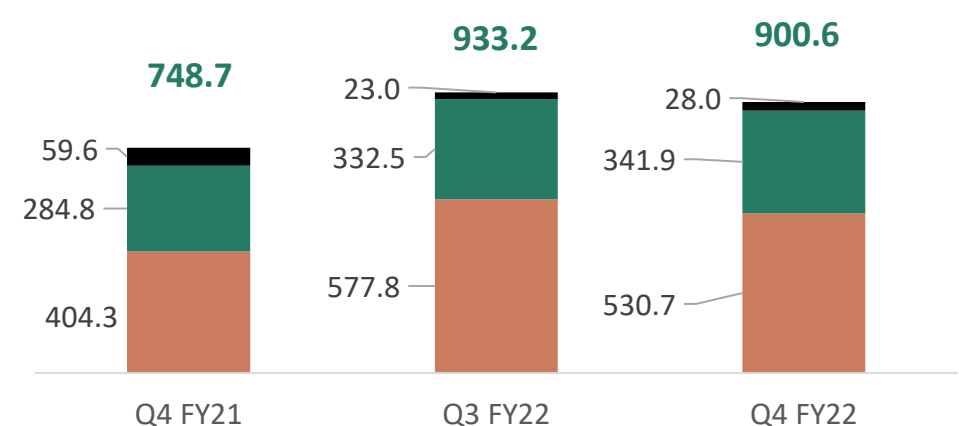
Volume and Sales Update - Standalone Quarterly

VOLUME (MT)



Volume	Pig Iron	Castings
Q-o-Q	-15%	-2%
Y-o-Y	6%	-1%

SALES (INR Crore)



Sales	Pig Iron	Castings
Q-o-Q	-8%	3%
Y-o-Y	31%	20%

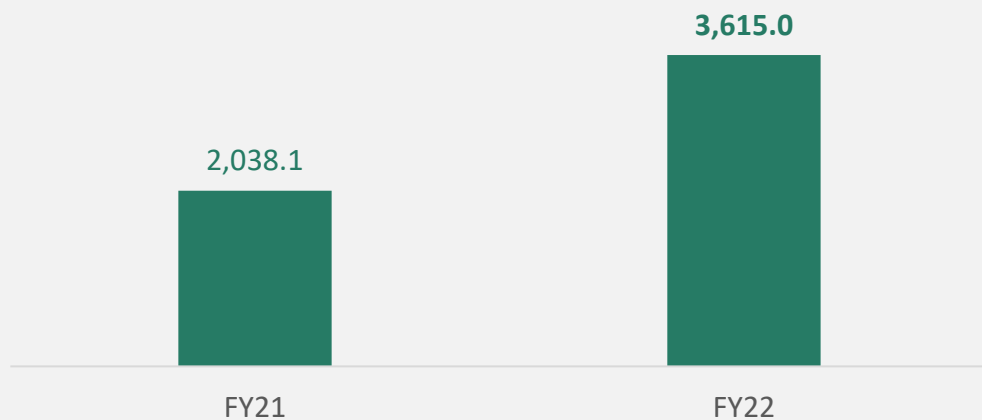
REALISATION

	Q4 FY21	Q3 FY22	Q4 FY22
Pig Iron (INR PMT)	39,161	44,819	48,407
Castings (INR Per Kg)	99.57	115.75	121.10

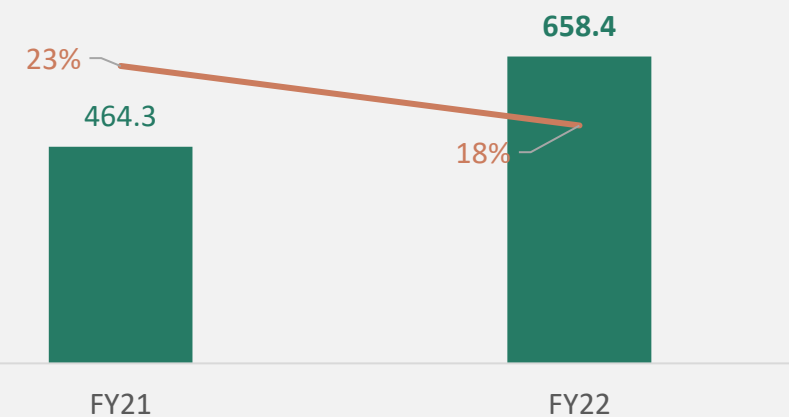
P&L Highlights -Standalone YTD

All amounts in INR Crores.

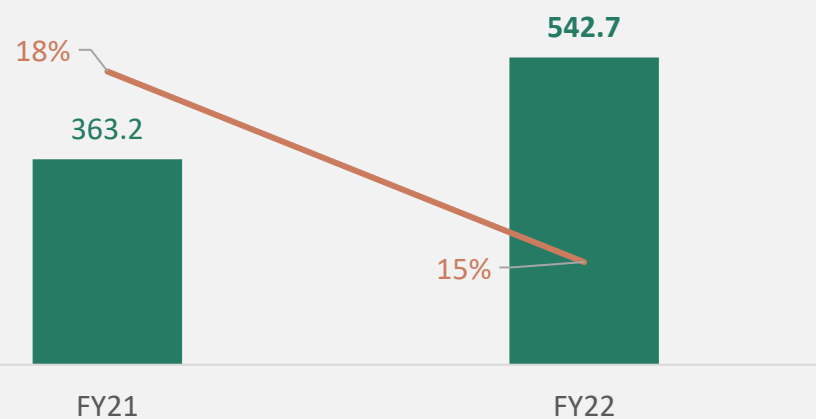
Revenue



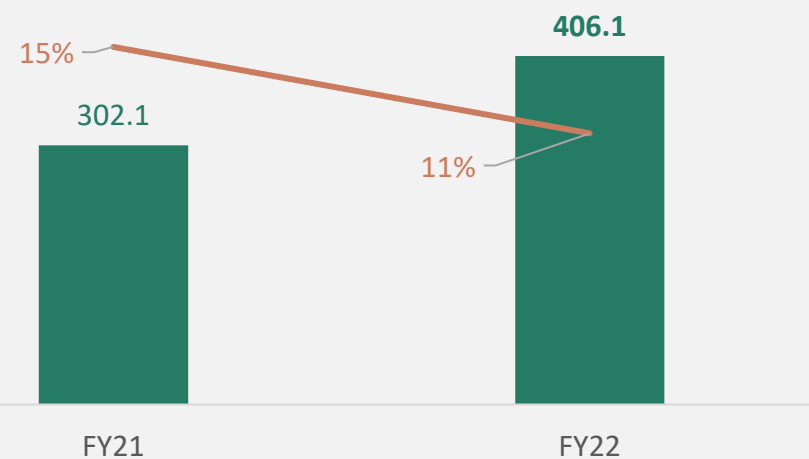
EBITDA & % TO SALES



PBT & % TO SALES

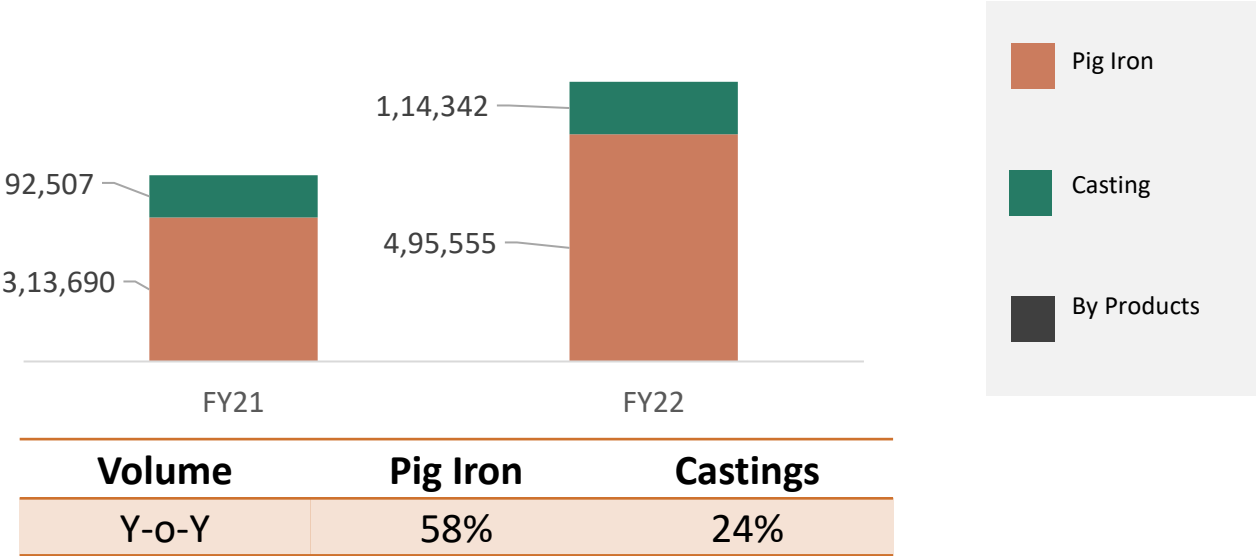


PAT & % TO SALES

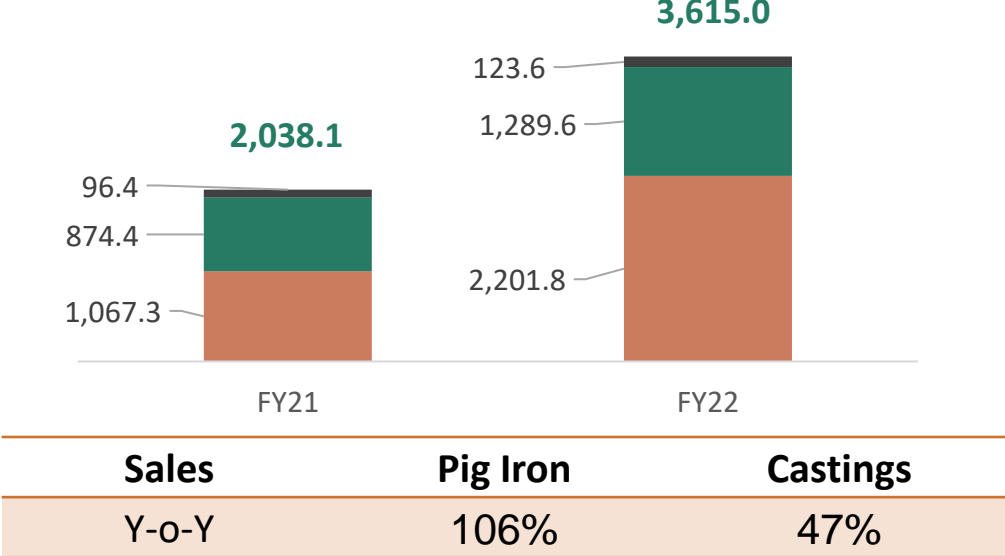


Volume and Sales Update - Standalone YTD

VOLUME (MT)



SALES (INR Crore)



REALISATION

	FY21	FY22
Pig Iron (INR PMT)	34,025	44,430
Castings (INR Per Kg)	94.52	112.79

P&L Standalone

All numbers in INR Crores.

Particulars	Quarter ended			Year ended	
	31/3/2022	31/12/2021	31/3/2021	31/3/2022	31/3/2021
Revenue from Operations	900.56	933.20	748.70	3,614.97	2,038.08
Other Income	9.07	0.48	0.99	11.29	2.83
Total income (1+2)	909.63	933.68	749.69	3,626.26	2,040.91
Expenses					
(a) Cost of Materials consumed	562.75	635.67	389.02	2,225.49	1,048.79
(b) Purchase of stock-in-trade	-	-	-	-	-
(c) Changes in inventories of finished goods, Stock-in - Trade and work-in-progress	11.11	-34.28	-6.02	-29.71	3.45
(d) Employee benefits expense	37.57	34.23	26.94	133.39	106.62
(e) Finance costs	12.19	5.28	5.63	27.86	25.16
(f) Depreciation and amortisation	23.38	22.37	20.09	87.86	75.98
(g) Other expenses	177.11	160.17	143.06	638.68	417.72
Total Expenses	824.11	823.44	578.72	3,083.57	1,677.72
Profit Before tax	85.52	110.24	170.97	542.69	363.19
Profit After tax	65.26	81.43	135.33	406.10	302.11
EBITDA	121.09	137.89	196.69	658.41	464.33

Key Ratios Standalone

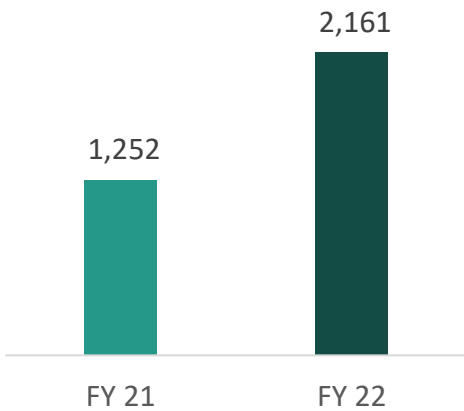
Particulars	Quarter Ended			Year Ended	
	31/3/2022	31/12/2021	31/3/2021	31/3/2022	31/3/2021
Material Costs	63.7%	64.4%	51.2%	60.7%	51.6%
Power Costs	2.9%	2.9%	3.1%	2.7%	4.0%
Employee Benefit Expenses	4.2%	3.7%	3.6%	3.7%	5.2%
Finance Costs	1.4%	0.6%	0.8%	0.8%	1.2%
PBT	9.5%	11.8%	22.8%	15.0%	17.8%
PAT	7.2%	8.7%	18.1%	11.2%	14.8%
EBITDA	13.4%	14.8%	26.3%	18.2%	22.8%

Subsidiary Performance - ISMT

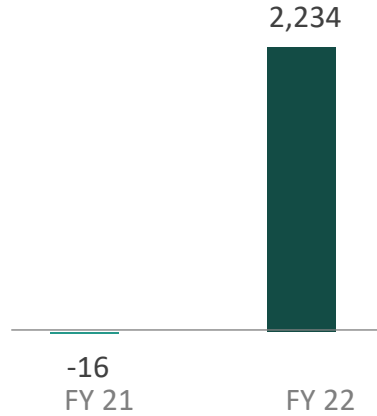
Full Year Financial performance

All numbers in INR Crores.

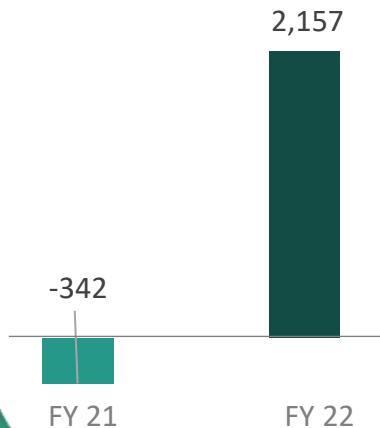
Revenue from Operations



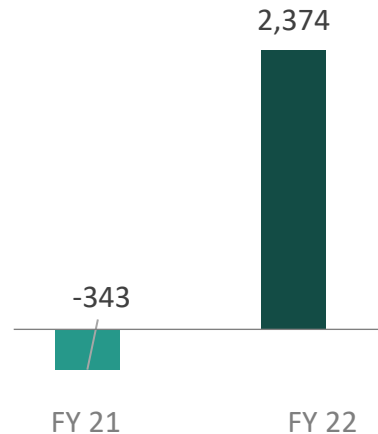
EBITDA



PBT

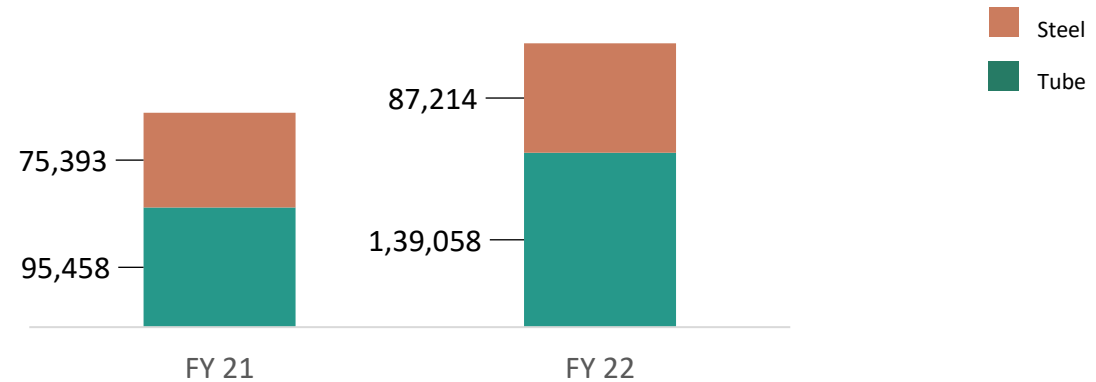


PAT



Volume Update*

Volume (MT)



* Full year volume for standalone operations.

Performance Updates#

- Balance sheet restructuring completed
- Net worth positive at Rs. 1,386.56 Cr
- No major negatives in last two months of operations
- Market demand for Steel and Tubes continues strong

For the year FY 2022, the ISMT results have been consolidated from 10th March 2022.

P&L Consolidated[#]

All numbers in INR Crores.

Particulars	Consolidated	
	Quarter ended	Year ended
	31/3/2022	31/3/2021
Revenue from Operations	1,033.88	3,748.29
Other Income	9.70	11.92
Total income (1+2)	1,043.58	3,760.21
Expenses		
(a) Cost of Materials consumed	633.49	2,296.23
(b) Purchase of stock-in-trade	-	-
(c) Changes in inventories of finished goods, Stock-in - Trade and work-in-progress	11.30	-29.52
(d) Employee benefits expense	43.68	139.50
(e) Finance costs	13.91	29.58
	27.56	92.04
(f) Depreciation and amortisation		
(g) Other expenses	237.62	699.19
Total Expenses	967.56	3,227.02
Profit Before tax	76.02	533.19
Profit After tax	-41.12	299.72
EBITDA	117.49	654.81

[#] For the year FY 2022, the ISMT results have been consolidated from 10th March 2022.



Business Updates



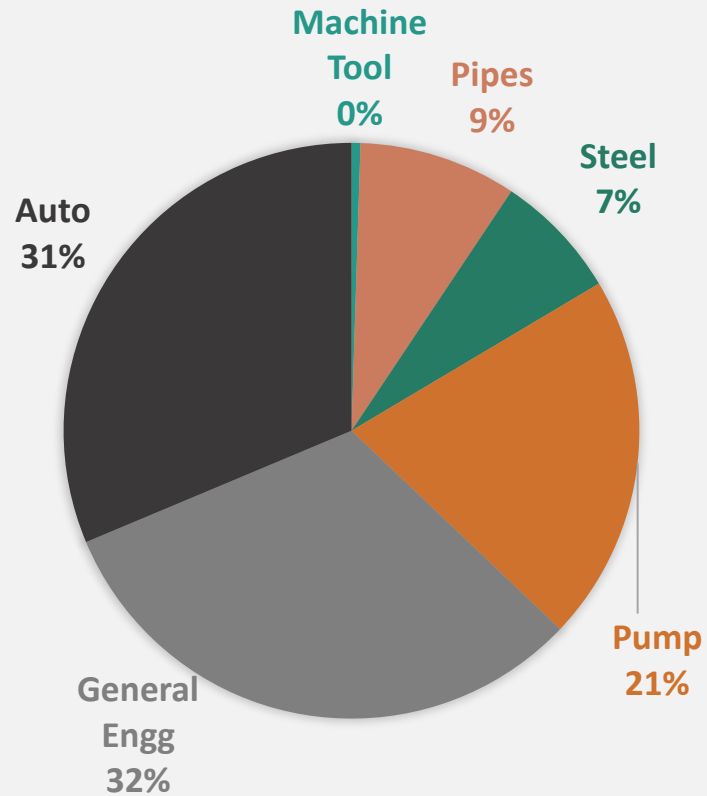
Financial Highlights



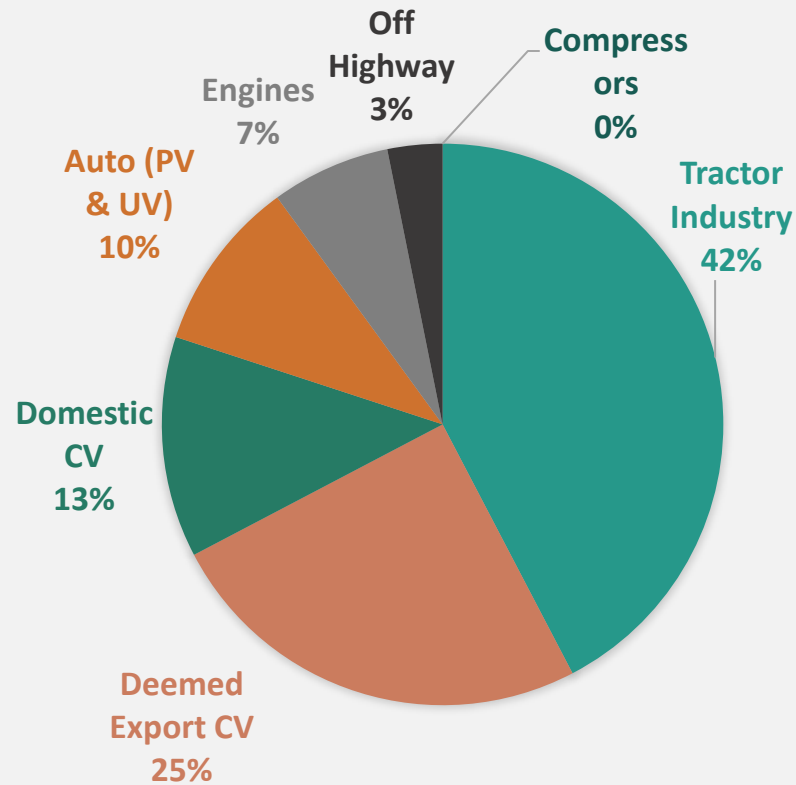
Other Updates

End User Profile

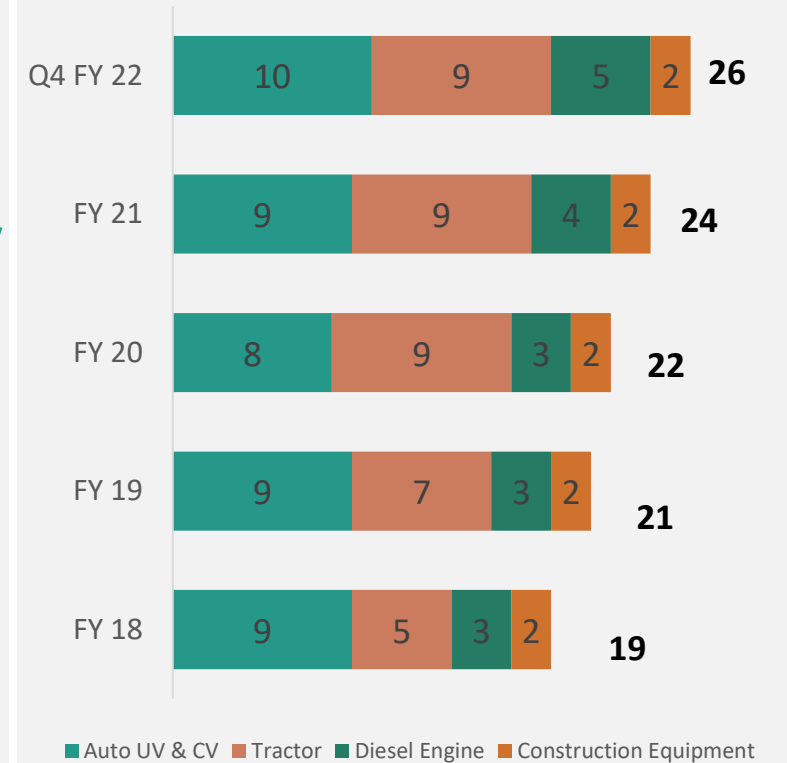
Pig Iron



Castings



Castings Customer Base



Updates for Q4 FY 2021-22.

Key Project Updates

Sr. No	Project	Key Objective	Projected timeline for completion
1	Coke oven 2 Lac TPA & 20 MW Power Plant Phase-II	Coke Oven: Reduction in imported coke dependency Power Plant: Power cost reduction & self sufficiency	FY 2022-23
2	Mini Blast Furnace-2 Up gradation and Bell less top for MBFs'	Capacity enhancement, reduction in coal/coke consumption	FY2022-23
3	Machining capacity enhancement	Ramping up machine shop capacity	Ongoing
4	Pulverized Coal Injection	Reduction in coke consumption	FY2022-23
5	Expansion of Fettling & Finishing capacity	Capacity Enhancement	Ongoing
6	New Foundry Line at Solapur	High pressure module; for auto sector opportunity	FY 2022-23

Thank You

KFIL Company Secretary:

Mr. Mayuresh Gharpure

Tel: (020) 66084664

Email: kfilinvestor@kirloskar.com

Group Investor Relations:

Ms. Mayura Bhusari

Tel: 020 29704374

Email: mayura.bhusari@kirloskar.com