

Ref No. 3184/25

12 May 2025

The Department of Corporate Services
BSE Limited
P. J. Towers, Dalal Street, Fort,
Mumbai 400001
(Scrip code : 500245)

Dear Sir / Madam,

Subject : Presentation for the conference call for investors and analysts

Pursuant to Regulation 30 of the SEBI (Listing Obligations and Disclosure Requirements) Regulations, 2015 and in continuation of earlier communication vide letter 3178/25 dated 7 May 2025; this is to inform that the presentation to be discussed at the conference call has been enclosed herewith and also uploaded at the website of the Company viz. www.kirloskarferrous.com

You are requested to take the same on record.

Thanking you,

Yours faithfully,
For Kirloskar Ferrous Industries Limited

Mayuresh Gharpure
Company Secretary

Encl : a/a

Kirloskar Ferrous Industries Limited

A Kirloskar Group Company

Registered Office :

'One Avante', Level 5, Karve Road, Kothrud, Pune 411038, Maharashtra

Telephone : +91 (20) 69065040

Email : kfilinvestor@kirloskar.com Website : www.kirloskarferrous.com

CIN : L27101PN1991PLC063223

Presentation for Q4 FY25 Investors Call

13th May 2025



GROWTH

Commitment Towards Greener
Tomorrow

Disclaimer



This presentation has been prepared solely for use at the investor/analyst presentation. By attending the meeting where this presentation is made, or by reading the presentation slides, you agree to be bound by the following limitations:

Statements in this presentation, particularly those which relate to management's views and analysis, describing the Company's objectives, projections, estimates and expectations may constitute "forward looking statements" within the meaning of applicable laws and regulations. Actual results may differ materially from those anticipated in the forward-looking statements. The company assumes no obligation to update forward-looking statements to reflect actual results, changed assumptions or other factors.



Business Updates



Financial Highlights



Other Updates

Business Updates

Macro Environment

- Early signs of recovery for
 - Tractor segment supporting the casting volumes
 - Demand for Steel and Tubes
- Improved Pig Iron margins

Business Operations

- Successfully stabilized and optimized the Pulverized Coal Injection (PCI) plant, leading to improved cost efficiencies
- Resumed mining operations, enabling the sourcing of low-phosphorus iron ore and production of SG-grade Pig Iron
- Full benefit from the Solar power plant during the fourth quarter



Business Updates



Financial Highlights

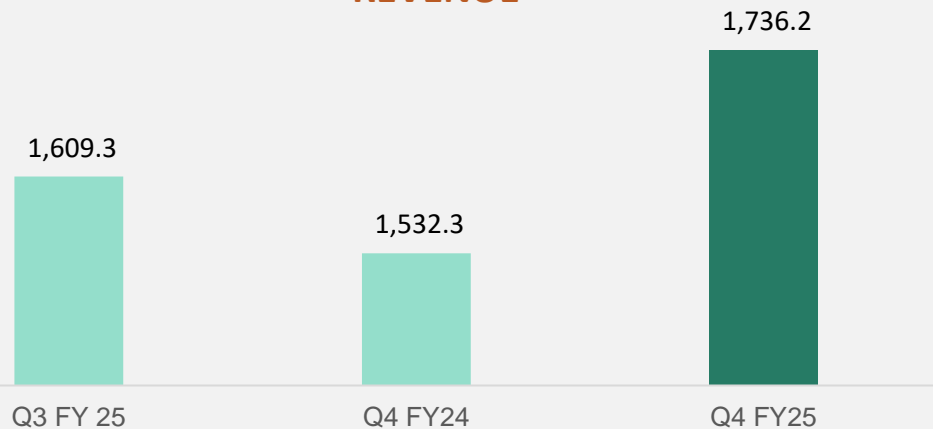


Other Updates

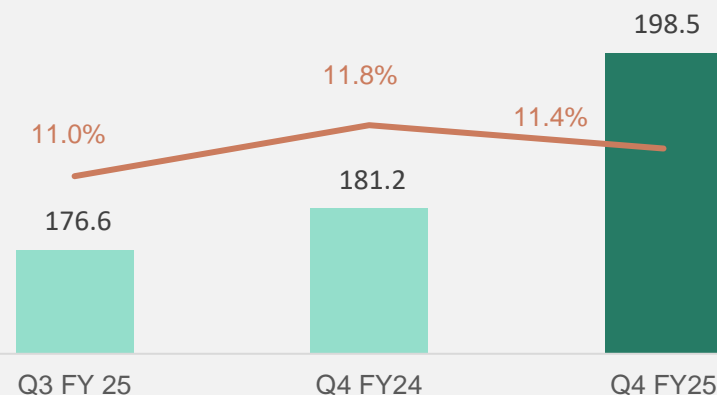
P&L Highlights – Standalone Quarterly

All amounts in INR Crores.

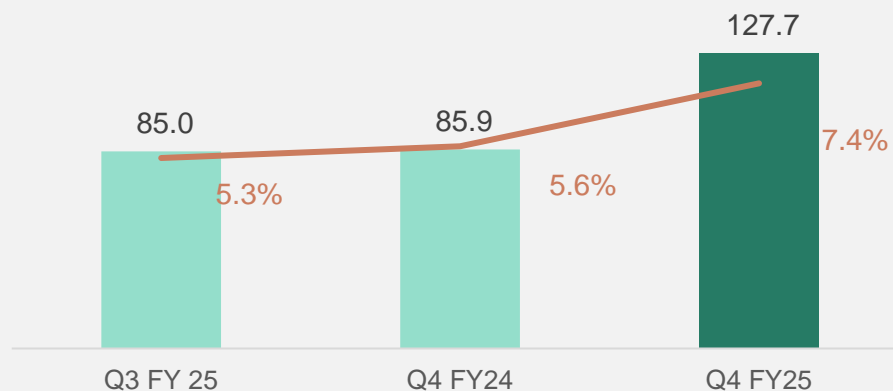
REVENUE



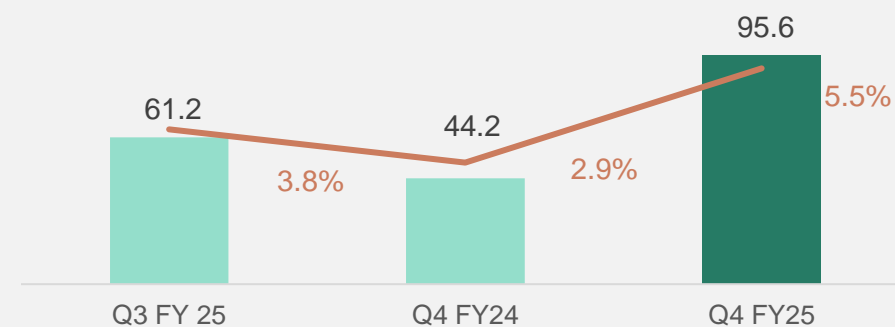
EBITDA# & %TO SALE



PBT* & % TO SALE



PAT & % TO SALE

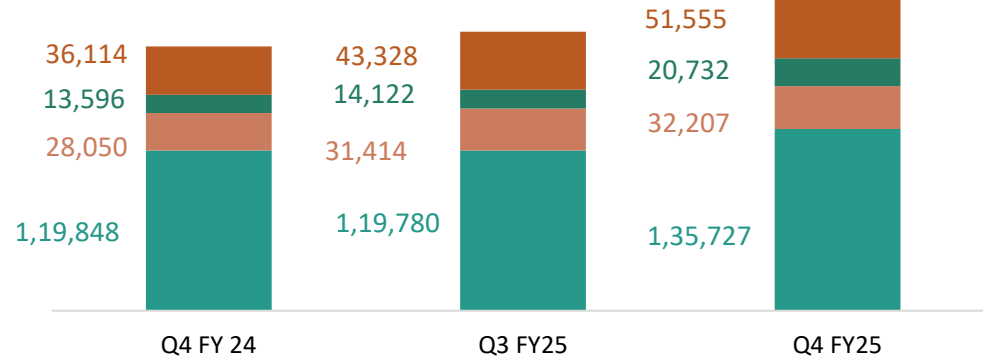


#EBITDA excluding Other Income and Exceptional Item.

*PBT before exceptional items.

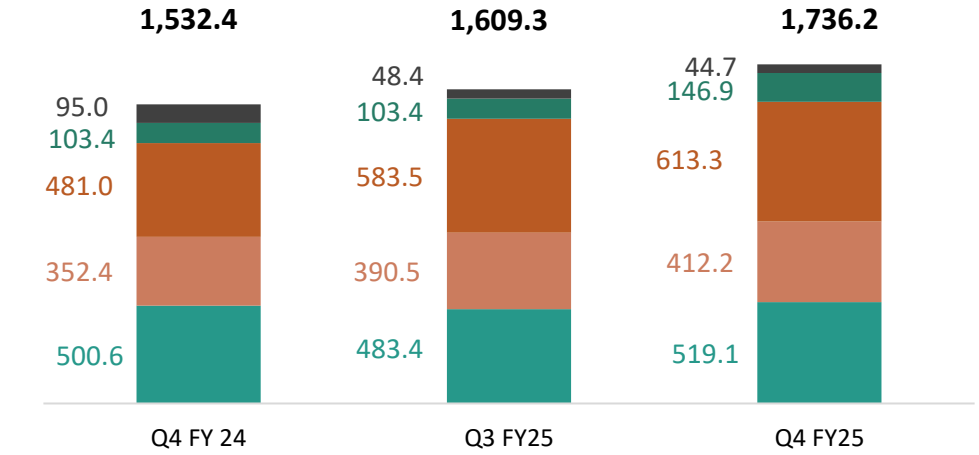
Volume and Sales Update- standalone Quarterly

SALES VOLUME(MT)



Sales Volume	Pig Iron	Casting	Steel	Tubes
Q-o-Q	13%	3%	47%	19%
Y-o-Y	13%	15%	52%	43%

SALES(INR Crore)



Sales	Pig Iron	Casting	Steel	Tubes
Q-o-Q	7%	6%	42%	5%
Y-o-Y	4%	17%	42%	27%

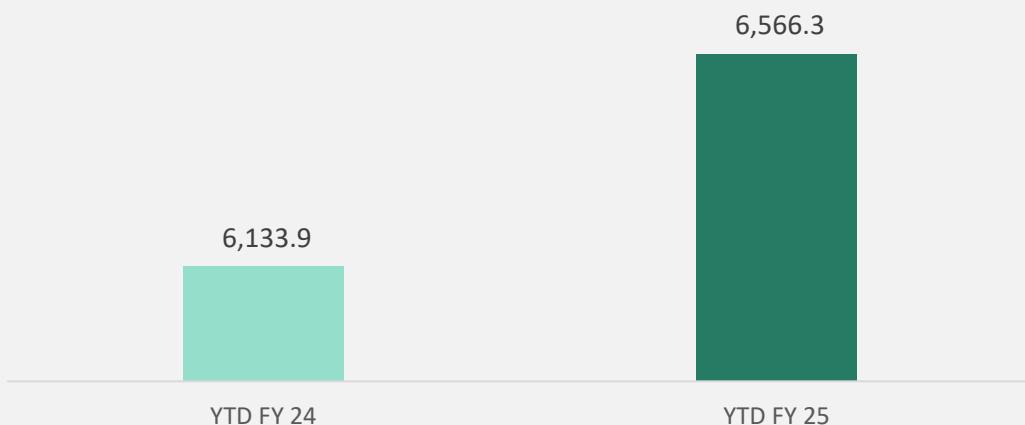
REALISATIONS

INR per MT	Q4FY24	Q3FY25	Q4FY25
Pig Iron	41,765	40,354	38,247
Casting	1,25,626	1,24,323	1,27,995
Tubes	1,33,196	1,34,670	1,18,957
Steel	76,066	73,228	70,841

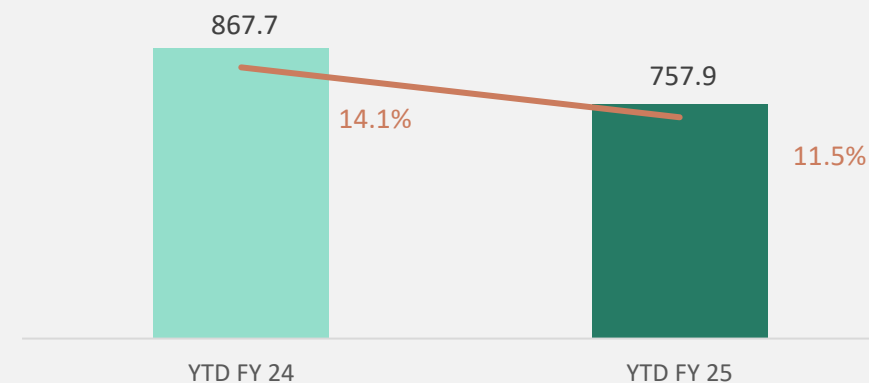
P&L Highlights— Standalone YTD

All amounts in INR Crores.

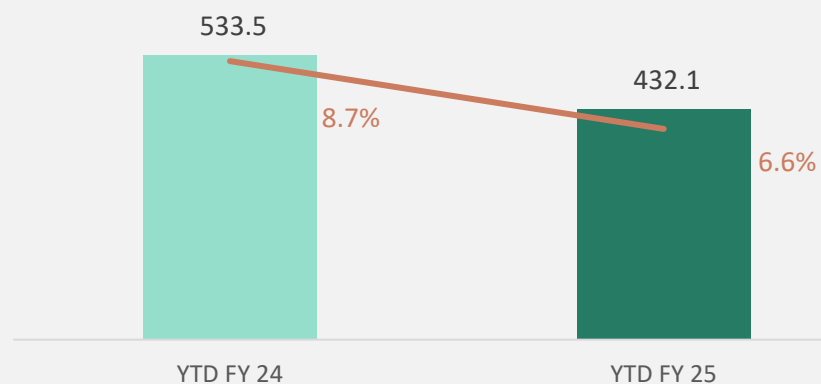
REVENUE



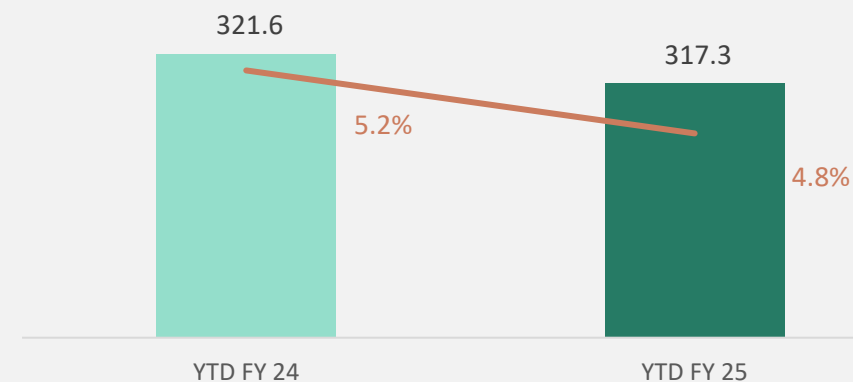
EBITDA# & % TO SALE



PBT* & % TO SALE



PAT & % TO SALE

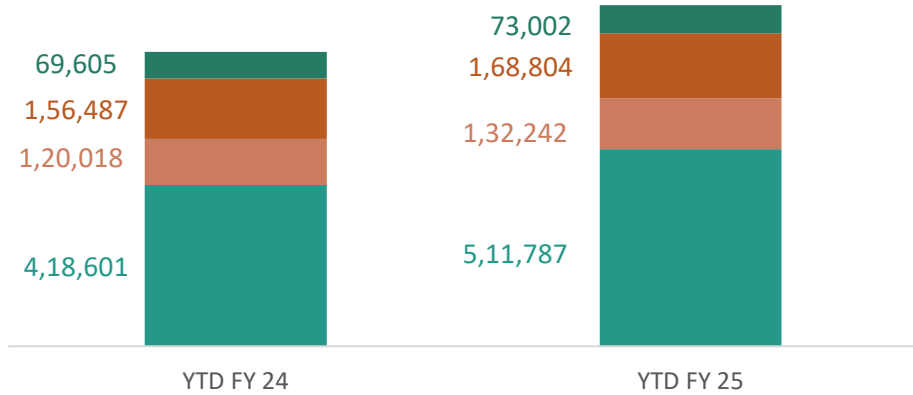


#EBITDA excluding Other Income and Exceptional Items.

*PBT before exceptional items.

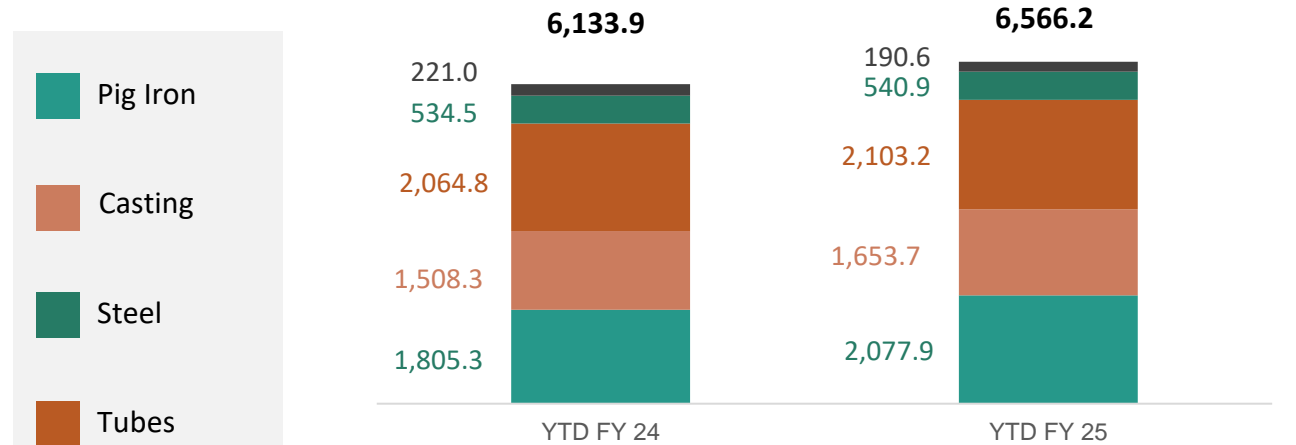
Volume and Sales Update-standalone YTD

SALES VOLUME (MT)



Sales Volume	Pig Iron	Casting	Steel	Tubes
Y-o-Y	22%	10%	5%	8%

SALES (INR Crore)



Sales	Pig Iron	Casting	Steel	Tubes
Y-o-Y	15%	10%	1%	2%

REALISATIONS

INR per MT	YTDFY24	YTDFY25
Pig Iron	43,126.00	40,600.41
Casting	1,25,674.73	1,25,047.42
Tubes	1,31,948.92	1,24,593.04
Steel	76,793.73	74,092.05

P&L Standalone

All amounts in INR Crores.

Particulars	Quarter ended			Year ended	
	31-Mar-25 Audited	31-Dec-24 Unaudited	31-Mar-24 Audited	31-Mar-25 Audited	31-Mar-24 Audited
Revenue from Operations	1,736.2	1,609.3	1,532.3	6,566.3	6,133.9
Other Income	28.1	9.7	5.6	62.3	17.6
Total income (1+2)	1,764.3	1,618.9	1,537.9	6,628.6	6,151.5
Expenses					
(a) Cost of Materials consumed	917.1	944.2	865.3	3,782.2	3,389.4
(b) Purchase of stock-in-trade	-	-	-	-	-
(c) Changes in inventories of finished goods, Stock-in - Trade and work-in-progress	111.8	(49.5)	10.7	(48.9)	(19.5)
(d) Employee benefits expense	78.8	92.6	82.3	352.4	331.3
(e) Finance costs	35.4	38.9	31.9	144.4	120.1
(f) Depreciation and amortisation	63.6	62.3	68.9	243.7	231.6
(g) Other expenses	429.9	445.4	392.7	1,722.7	1,565.0
Total Expenses	1,636.6	1,533.9	1,452.0	6,196.5	5,618.0
Exceptional Items	-	-	(23.5)	-	(56.7)
Profit Before tax before exceptional items	127.7	85.0	85.9	432.1	533.5
Profit After tax	95.6	61.2	44.2	317.3	321.6
EBITDA (excluding other income)	198.5	176.6	181.2	757.9	867.7

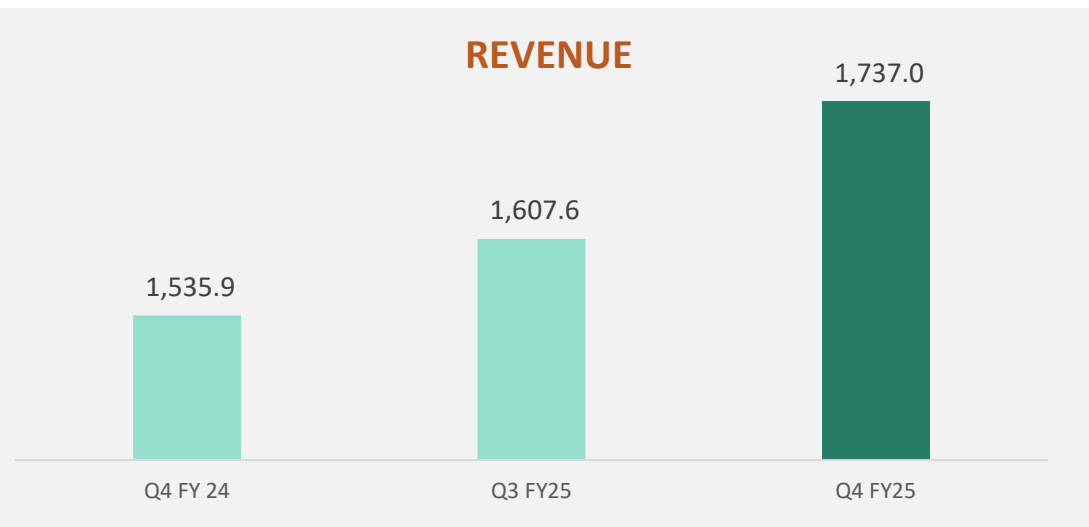
Key Ratios standalone

Particulars	Quarter Ended			Year Ended	
	31 March 2025	31 December 2024	31 March 2024	31 March 2025	31 March 2024
Material Costs	59.3%	55.6%	57.2%	56.9%	54.9%
Power Costs	6.7%	7.6%	8.6%	8.0%	8.8%
Employee Benefit Expenses	4.5%	5.8%	5.4%	5.4%	5.4%
Finance Costs	2.0%	2.4%	2.1%	2.2%	2.0%
PBT (before exceptional items)	7.4%	5.3%	5.6%	6.6%	8.7%
PAT	5.5%	3.8%	2.9%	4.8%	5.2%
EBITDA (excluding other income)	11.4%	11.0%	11.8%	11.5%	14.1%

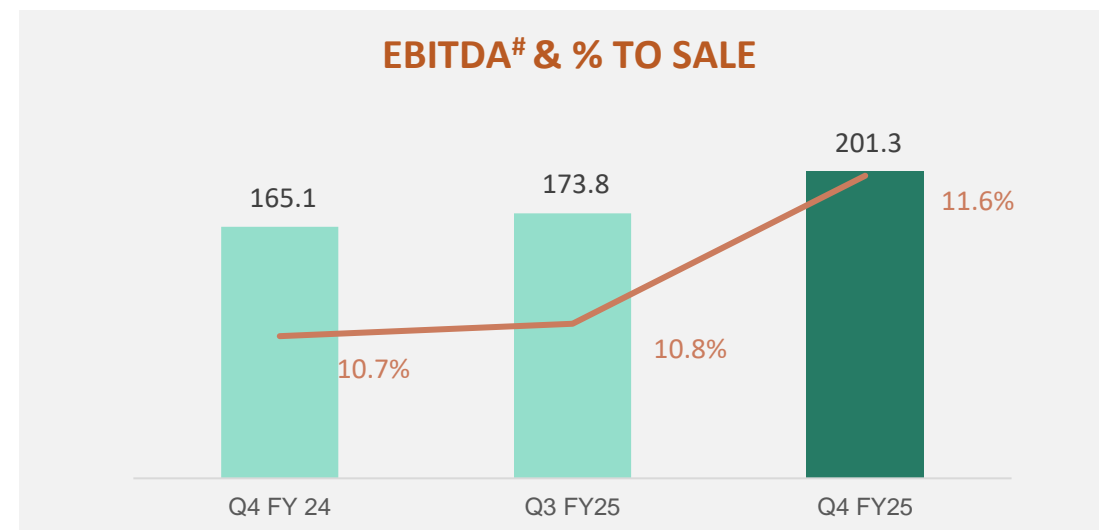
P&L Highlights—Consolidated Quarterly

All amounts in INR Crores.

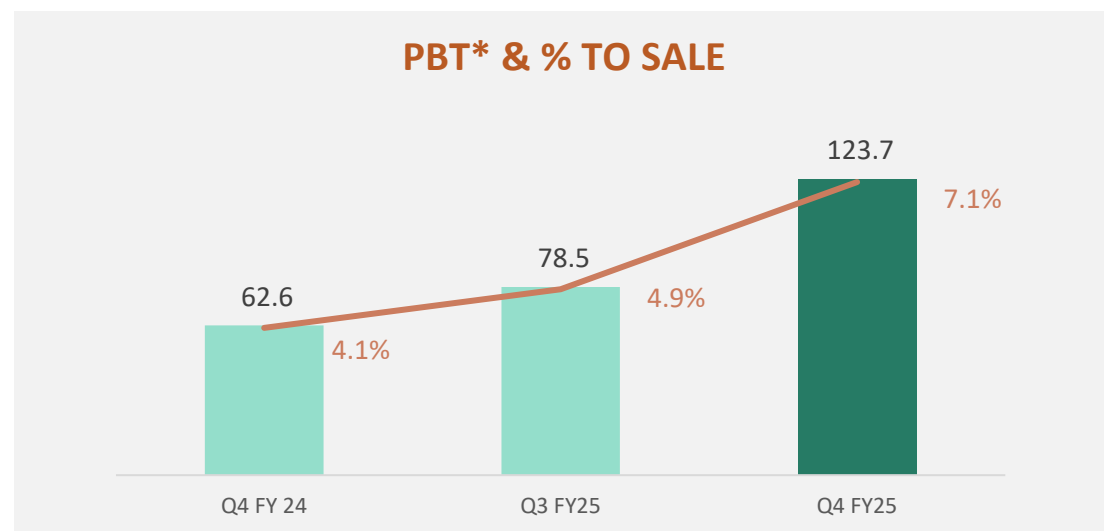
REVENUE



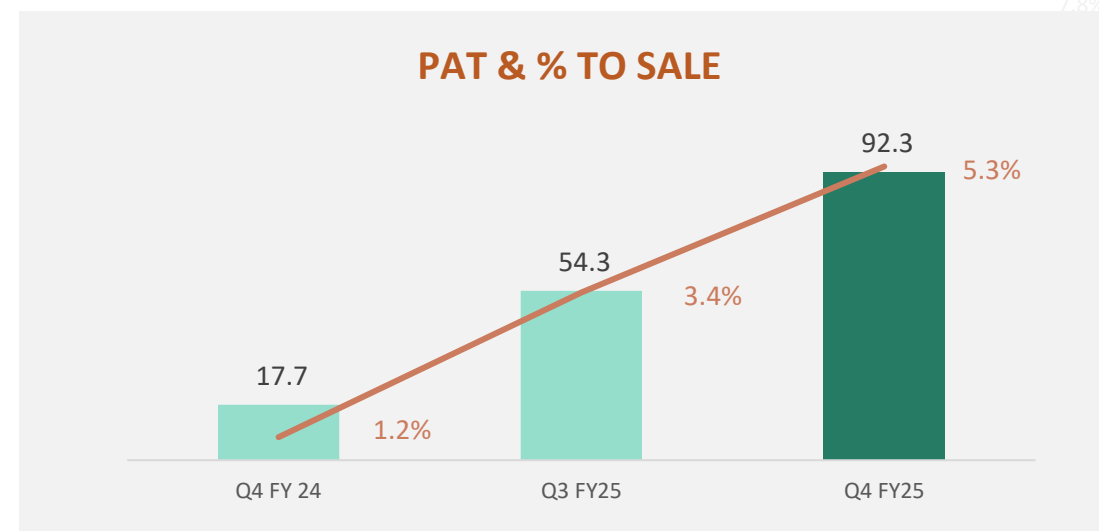
EBITDA# & % TO SALE



PBT* & % TO SALE



PAT & % TO SALE



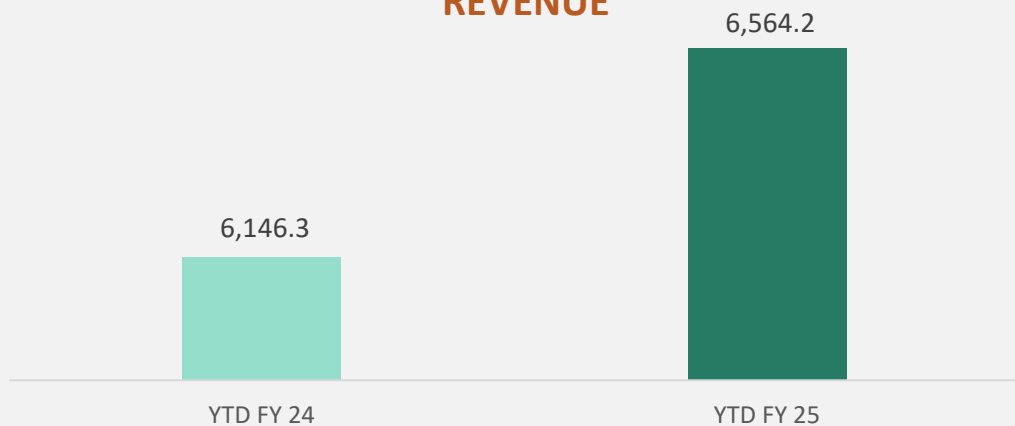
#EBITDA excluding Other Income and Exceptional Item.

*PBT before exceptional items.

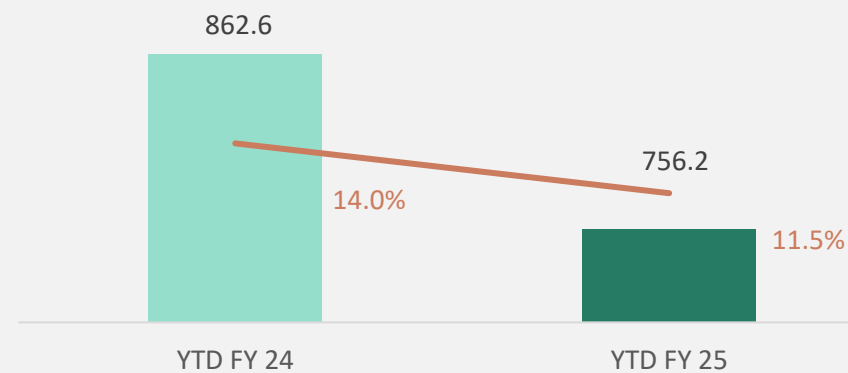
P&L Highlights—Consolidated YTD

All amounts in INR Crores.

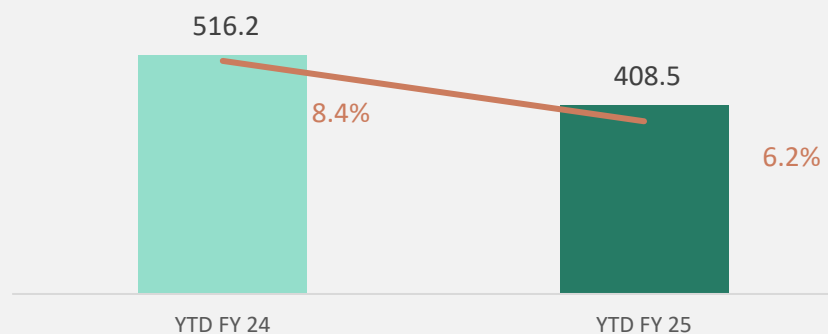
REVENUE



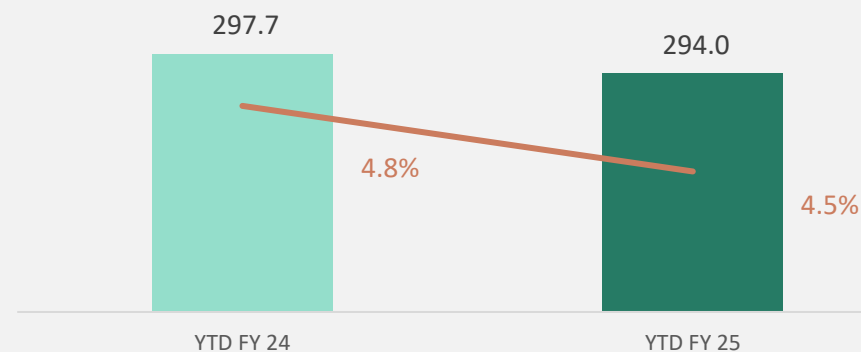
EBITDA# & % TO SALE



PBT* & % TO SALE



PAT & % TO SALE



#EBITDA excluding Other Income and Exceptional Item.

*PBT before exceptional items.

P&L Consolidated

All amounts in INR Crores.

Particulars	Quarter ended			Year ended	
	31-Mar-25 Audited	31-Dec-24 Unaudited	31-Mar-24 Audited	31-Mar-25 Audited	31-Mar-24 Audited
Revenue from Operations	1,737.0	1,607.6	1,535.9	6,564.2	6,146.3
Other Income	24.4	9.0	1.7	52.6	13.4
Total income (1+2)	1,761.3	1,616.6	1,537.6	6,616.8	6,159.7
Expenses					
(a) Cost of Materials consumed	917.9	942.5	866.2	3,780.2	3,392.3
(b) Purchase of stock-in-trade	-	-	-	-	-
(c) Changes in inventories of finished goods, Stock-in - Trade and work-in-progress	111.8	(49.5)	11.3	(48.9)	(17.8)
(d) Employee benefits expense	79.2	92.6	82.4	352.8	337.1
(e) Finance costs	35.4	38.9	32.0	144.4	120.3
(f) Depreciation and amortisation	66.6	65.4	72.2	255.8	239.4
(g) Other expenses	426.8	448.1	411.0	1,724.1	1,572.1
Total Expenses	1,637.7	1,538.0	1,475.0	6,208.3	5,643.4
Exceptional Items	-	-	(26.6)	-	(63.3)
Profit Before tax (before exceptional items)	123.7	78.5	62.6	408.5	516.2
Profit After tax	92.3	54.3	17.7	294.0	297.7
EBITDA (excluding other income)	201.3	173.8	165.1	756.2	862.6

Consolidated Segment Report

All amounts in INR Crores.

Particulars	Quarter ended		Year ended		
	31-Mar-25 Audited	31-Dec-24 Unaudited	31-Mar-24 Audited	31-Mar-25 Audited	31-Mar-24 Audited
1. Segment Revenue					
(a) Casting Segment	1,025.19	936.79	934.84	4,081.14	3,681.24
(b) Tube segment	634.51	598.07	509.48	2,190.42	2,181.24
(c) Steel Segment	435.16	354.79	400.36	1,675.84	1,652.26
(d) Unallocated Total	21.00	28.40	67.62	95.49	119.82
Less: Inter Segment Revenue (including inter division)	378.91	310.45	376.38	1,478.66	1,488.27
Net sales/Income From Operations	1,736.95	1,607.60	1,535.92	6,564.23	6,146.29
2. Segment Results (Profit (+) / Loss (-) before tax and interest from Each segment) #					
(a) Casting Segment	107.81	55.42	59.15	348.85	348.08
(b) Tube segment	17.08	57.22	17.80	119.21	245.19
(c) Steel Segment	21.89	0.81	15.66	59.63	42.59
(d) Unallocated Total	12.26	3.95	(24.65)	25.24	(62.62)
Total	159.04	117.40	67.96	552.93	573.24
Less: Interest	35.38	38.88	31.96	144.44	120.34
Total Profit before exceptional items and tax	123.66	78.52	36.00	408.49	452.90



Business Updates



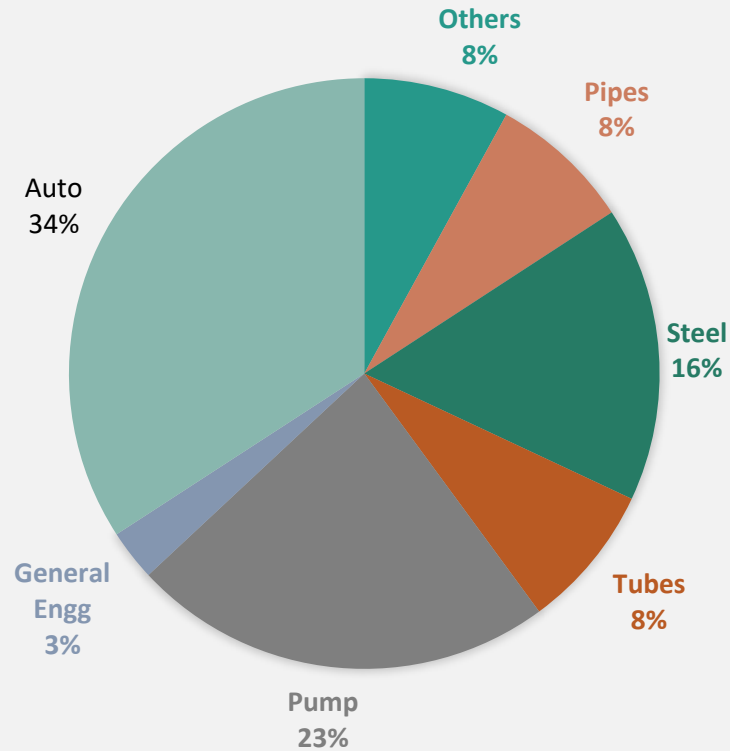
Financial Highlights



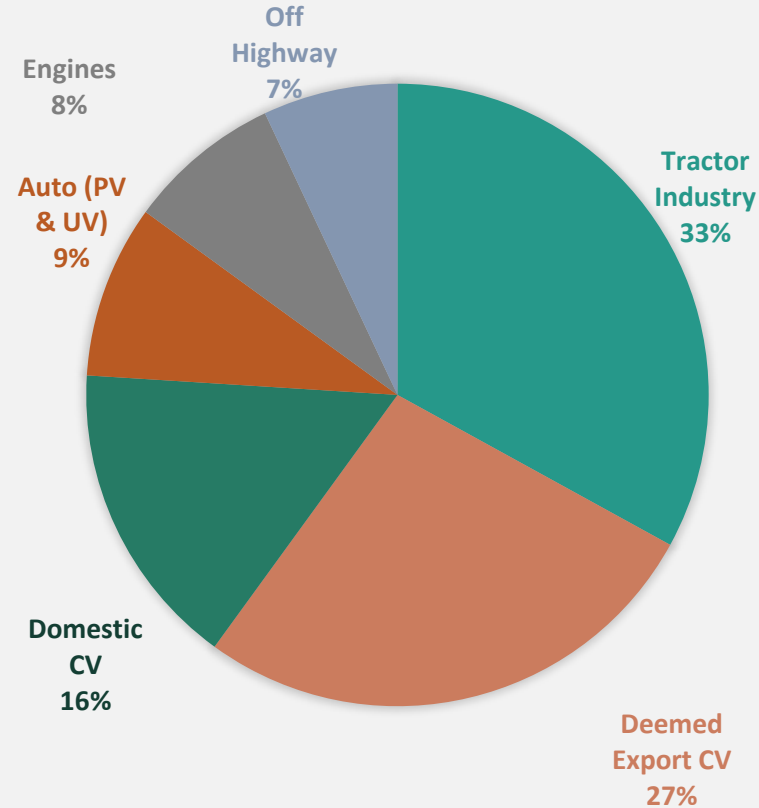
Other Updates

End User Profile

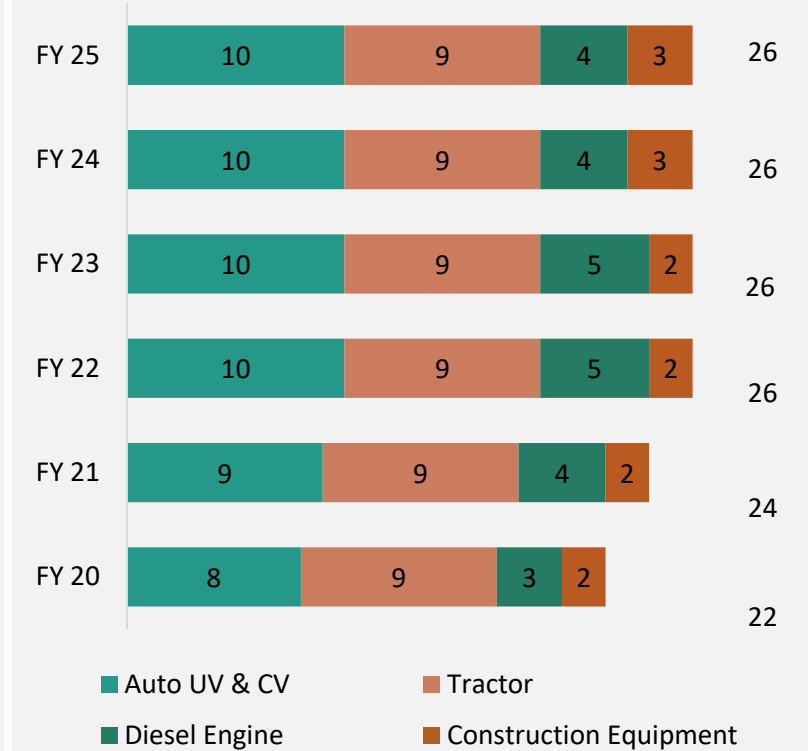
Pig Iron



Castings



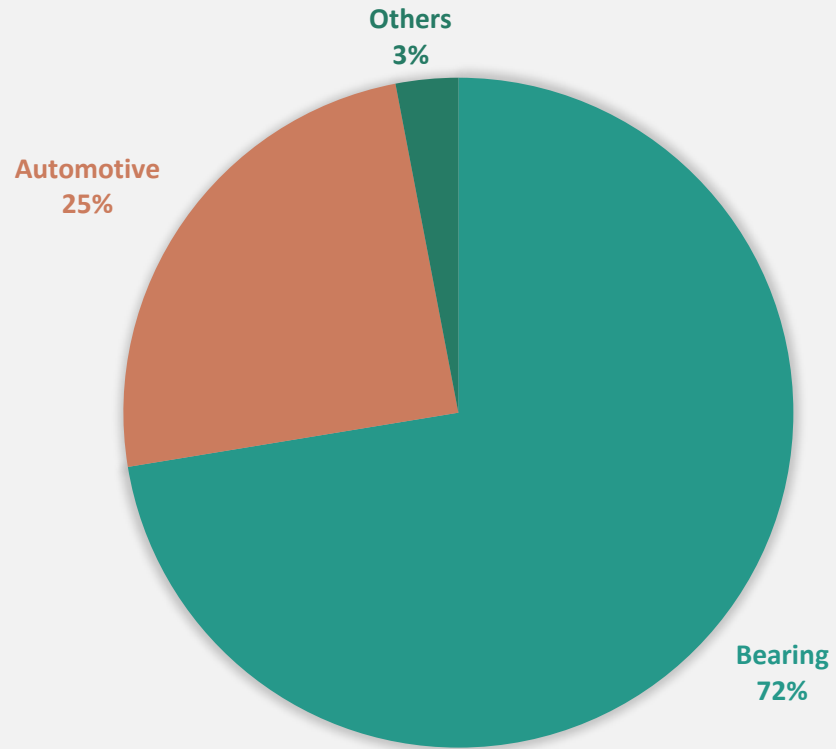
Castings Customer Base



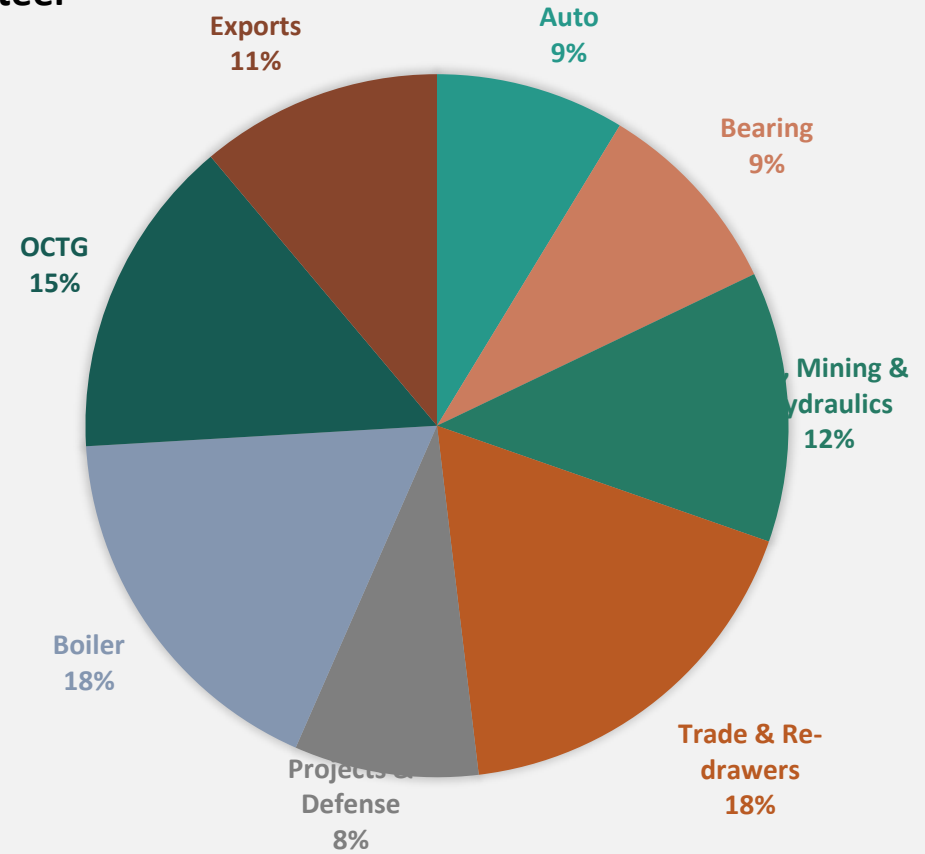
Updates-Q4FY25

End User Profile

Tubes



Steel



Updates-Q4FY25

Key Project Updates

Sr.No	Project	Key Objective	Projected timeline for completion
1	Coke Bunker Heating with flue gases-at Koppal Plant	To remove the moisture in the coke to reduce the coke consumption	QII 2025-26
2	Iron Ore fines screening system	Recovery of Nut Iron ore	QII 2025-26
3	Coke Bunker Heating with flue gases-at Hiriyur Plant	To remove the moisture in the coke to reduce the coke consumption	QIII 2025-26
4	Rotary cleaning drum for R & R Cleaning	Reduction in slag generation and power consumption	QI 2025-26
5	Machining capacity enhancement	Ramping up machine shop capacity	QII 2025-26
6	New Foundry Line at Solapur - Phase II	High pressure module; for auto sector opportunity	QII 2025-26
7	SOLAR PROJECT - 30 MW	Power cost Reduction	QI 2025-26

Updates-Q4FY25

Thank You

KFIL Company Secretary:

Mr. Mayuresh Gharpure

Tel:(020)69065040

Email: kfilinvestor@kirloskar.com

Group Investor Relations:

Ms. Mayura Bhusari

Tel:(020) 67060374

Email: mayura.bhusari@kirloskar.com