

May 19, 2025

VCL/SE/17/2025-26

**To**  
**BSE Limited**  
Phiroze Jeejeebhoy Towers,  
Dalal Street, Mumbai – 400 001  
*Scrip Code: 516072*  
**Through: BSE Listing Centre**

**To**  
**National Stock Exchange of India Limited**  
Exchange Plaza, Bandra-Kurla Complex  
Bandra (East), Mumbai 400 051  
*Symbol: VISHNU*  
**Through: NEAPS**

**Sub: Investor Presentation on Q4 & FY25 Financial Results- Regulation 30 of SEBI (LODR) Regulations, 2015**

Dear Sir/Madam,

Please find attached the Investor Presentation on the financial results of the Company for the fourth quarter and financial year ended March 31, 2025.

A copy of this disclosure is uploaded on the website of the Company [www.vishnuchemicals.com](http://www.vishnuchemicals.com).

Kindly take the same on record and disseminate on your website.

Thanking You.

Yours faithfully,

**For Vishnu Chemicals Limited**

**Vibha Shinde**  
**Company Secretary & Compliance Officer**



# Speciality Performance Chemicals

FY25 & Q4FY25

Earnings Presentation

“Where **Perseverance** and **Commitment** come together”





**"A Reflection Of Chemistry"** suggests a connection between the products offered by the company and the science of chemistry. The use of "reflection" implies a deep understanding or embodiment of chemistry, which is a **tribute** to those who value expertise and quality in specialty chemicals. It conveys a sense of depth, precision, and expertise in the field of Chromium and Barium Chemistry. It suggests that the products offered by the company are not just chemicals; they are a manifestation of science and human perseverance.

01

Results

02

About Us

03

Identity

04

Products

05

ESG

06

Summing Up



# Executive Summary

- **Robust growth** in topline and bottom line
- Consistent consolidated revenue growth 4 quarters in a row
- Highest ever quarterly Consolidated PAT ₹38.9 cr
- Consolidated FY25 PAT grew 25.2% y-o-y
- 33.7% rise in FY25 Consolidated Cash Flow from Operations y-o-y
- Consolidated D/E reduced 7 years in a row
- Consolidated D/E at 0.37





# Consolidated Highlights

In ₹ Cr	Q4FY25	Q4FY24	YoY	Q3FY25	QoQ	FY25	FY24	YoY
Operating Revenues	392.6	300.4	31%	371.22	6%	1446.6	1212.6	19%
EBITDA	64.1	63.5	1%	63.50	1%	228.4	201.5	13%
<b>EBITDA Margin</b>	<b>16.3%</b>	<b>21.1%</b>		<b>17.1%</b>		<b>15.8%</b>	<b>16.6%</b>	
PAT	38.9	27.7	40%	34.40	13%	126.6	101.1	25%
<b>PAT Margin</b>	<b>9.9%</b>	<b>9.2%</b>		<b>9.3%</b>		<b>8.8%</b>	<b>8.3%</b>	

- ✓ Q4FY25 and full year FY25 Operating Revenues grew by 31% y-o-y and 19% y-o-y respectively.
- ✓ **Profitability:** 40% y-o-y growth in quarterly PAT Q4FY25 and 13% growth on a q-o-q basis.
- ✓ **Cash flow generation:** FY25 net cash flow from operations grew by 33.7% y-o-y to ₹ 90.2 cr demonstrating strong focus on cash generation.





# Demonstrating Consistent Margin Profile


**Consolidated  
Gross Margin**  
**45.1%**



**Consolidated  
EBITDA Margin**  
**15.8%**

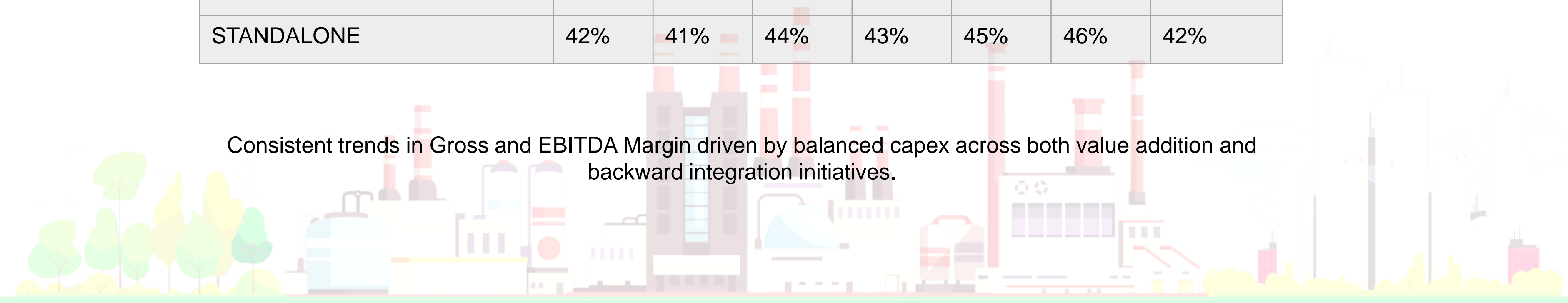


**Consolidated  
PAT Margin**  
**8.8%**



Gross Margin	FY19	FY20	FY21	FY22	FY23	FY24	FY25
CONSOLIDATED	43%	43%	45%	45%	46%	48%	45%
STANDALONE	42%	41%	44%	43%	45%	46%	42%

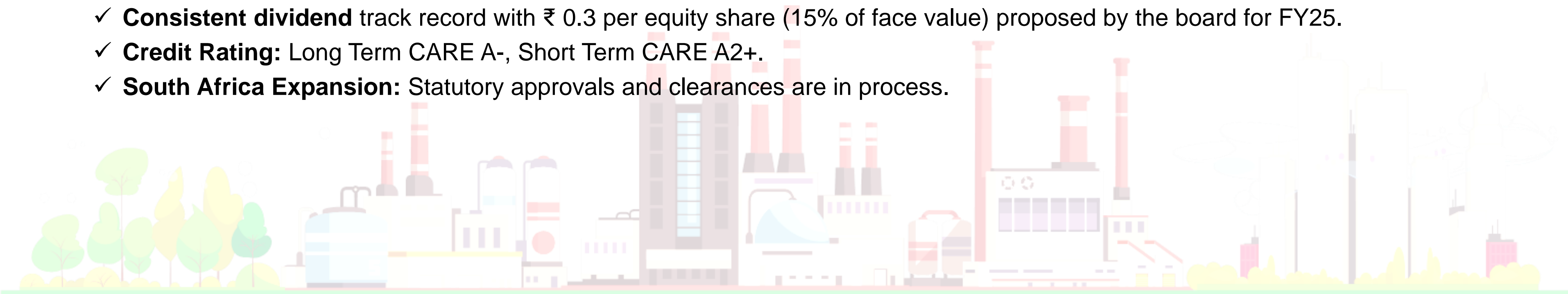
Consistent trends in Gross and EBITDA Margin driven by balanced capex across both value addition and backward integration initiatives.





# Performance **Highlights**

- ✓ **Balanced Sales Mix** of 54:46 domestic to export sales in FY25 demonstrated company's ability to remain agile.
- ✓ **Deleveraged and cash rich** balance sheet:
  - ✓ Consolidated D/E has reduced 7 years in a row,
  - ✓ D/E of 0.37 times,
  - ✓ Current ratio of 1.7 times, and
  - ✓ Cash & Cash equivalents at ₹ 81.7 cr as on 31 Mar 2025.
- ✓ Margins in standalone business were impacted due by elevated raw material costs, freights and softness in export markets due to current macroeconomic environment.
- ✓ Shipping costs declined in Q4FY25 by 175 bps from 6.6% in Q3FY25 to 4.9% in Q4FY25.
- ✓ Improving logistics scenario is assisting in gradual reduction of inventory days since Sep 30, 2024.
- ✓ **Capex** on track to diversify into a new chemistry in FY26 in Vishnu Strontium Private Limited.
- ✓ **Consistent dividend** track record with ₹ 0.3 per equity share (15% of face value) proposed by the board for FY25.
- ✓ **Credit Rating:** Long Term CARE A-, Short Term CARE A2+.
- ✓ **South Africa Expansion:** Statutory approvals and clearances are in process.







## Krishna Murthy Cherukuri

Chairman & Managing Director

---

“We are pleased with our performance in FY25 and are working relentlessly to invest across our core and new chemistries in FY26. We would like to express our gratitude to our stakeholders for their continued support and remain committed to the highest level of corporate governance and ethics.”

---

“Diversification is our strength, and one of the reasons for our consistent performance. We remain committed to our customer-first strategy while remaining focused on delivering industry leading ROCE with our balanced investments across forward and backward integration”

## Siddartha Cherukuri

Jt. Managing Director







Pioneers in manufacturing of performance enhancing speciality chemicals with strong market leadership in Chromium Chemicals and Barium Chemicals.


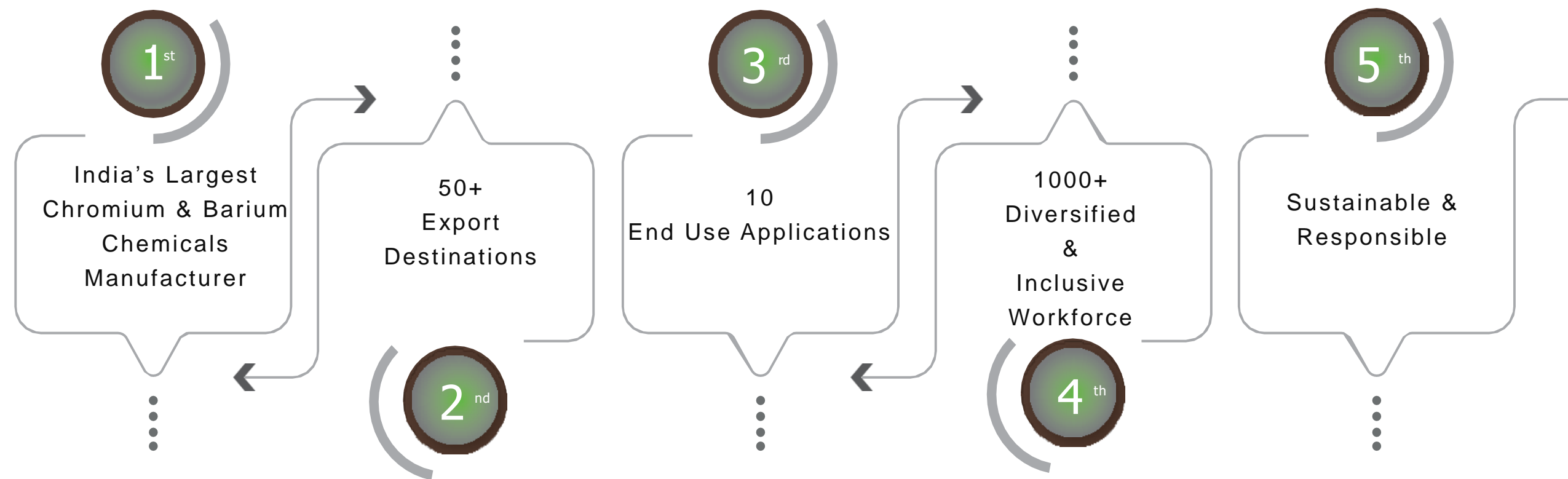


Listed enterprise with principle and ethical management focused on diverse needs and aspirations of our customers across 50+ countries.





# Our Identity: Manufacturing Legacy of 35 years



## INTEGRITY

Accountability in every action.  
Transparency in every transaction.




## EXCELLENCE

Dedication in every decision.



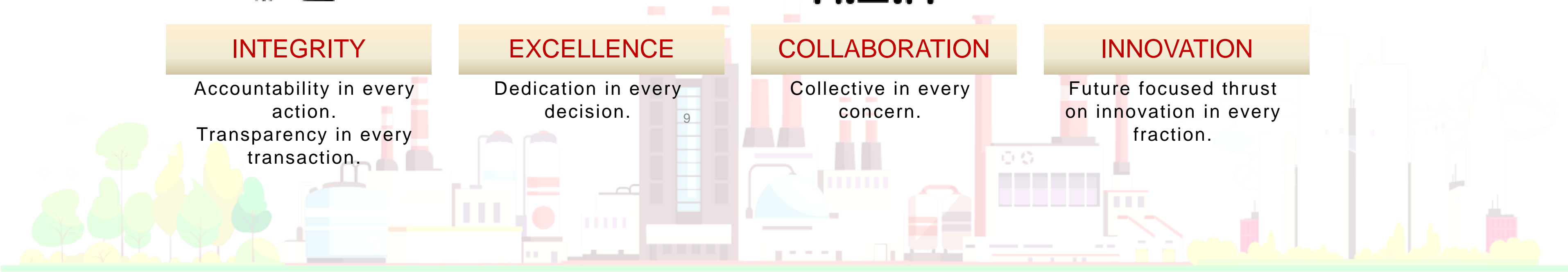
## COLLABORATION

Collective in every concern.



## INNOVATION

Future focused thrust on innovation in every fraction.

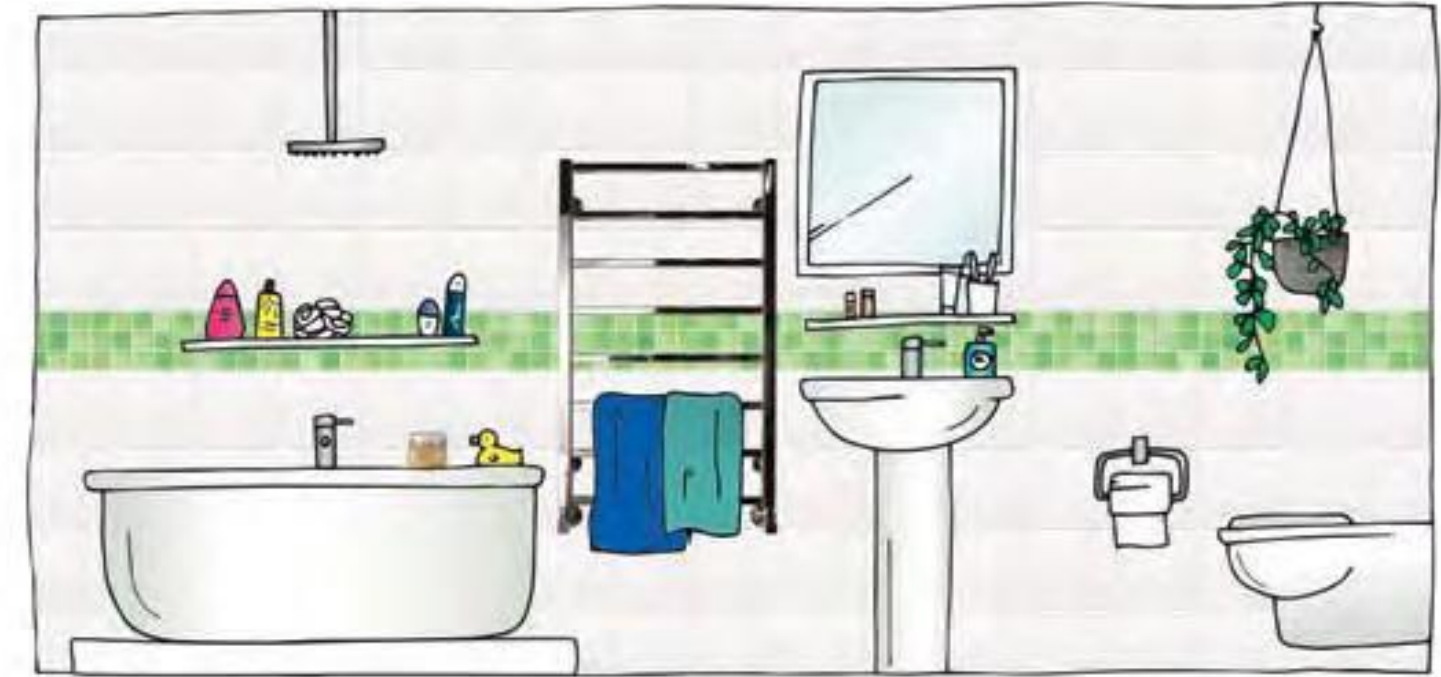




## HOW CHROMIUM CHEMICALS TOUCHES LIVES



1. Leather sofa
2. Ceramic Tiles
3. Knobs
4. Green Bottle



5. Shower Head
6. Towel rack
7. Faucets
8. Green tiles



9. Refrigerator coils
10. Steel Kettle
11. Sink Tap
12. Detergent



13. Chrome Handle
14. Chrome Lamp
15. Leather Headboard





## Sodium Dichromate



Pharmaceuticals

Artificial  
Sweeteners

## Basic Chrome Sulphate



Tanning

Pigments & Dyes

## Chromic Acid




Automobiles

Electroplating

Timber Treatment

## Chrome Oxide Green



Refractory

Pigments & Dyes

Ceramics & Tiles

Plastic  
Masterbatches

## Potassium Dichromate



Matches

Photographic  
engraving

Ignition Agent

## White Sodium Sulphate



Paper

Detergents

Molten Glass





## Barium Carbonate



Ceramics & Tiles

Brine Purification

Speciality Glass

Bricks

## Precipitated Barium Sulphate



Powder Coating

Automotive Paints

Battery

Plastics

Paper

## Sodium Sulphide



Pigments & Dyes

Water Treatment





## MULTI LOCATIONAL MANUFACTURING EXCELLENCE



**Best in Class Quality**



**Export to 50+ countries**



**35 Years of Excellence**




**Close proximity to ports**



**Responsible & Green**







**Commitment to ESG**  
**Commitment to Health & Safety**



**Great  
Place  
To  
Work®**

# CARE FOR THE COMMUNITY

**Old Age Home**



**Plantation**



**Rural Health Care**



**Diversified**










# Shareholder Information

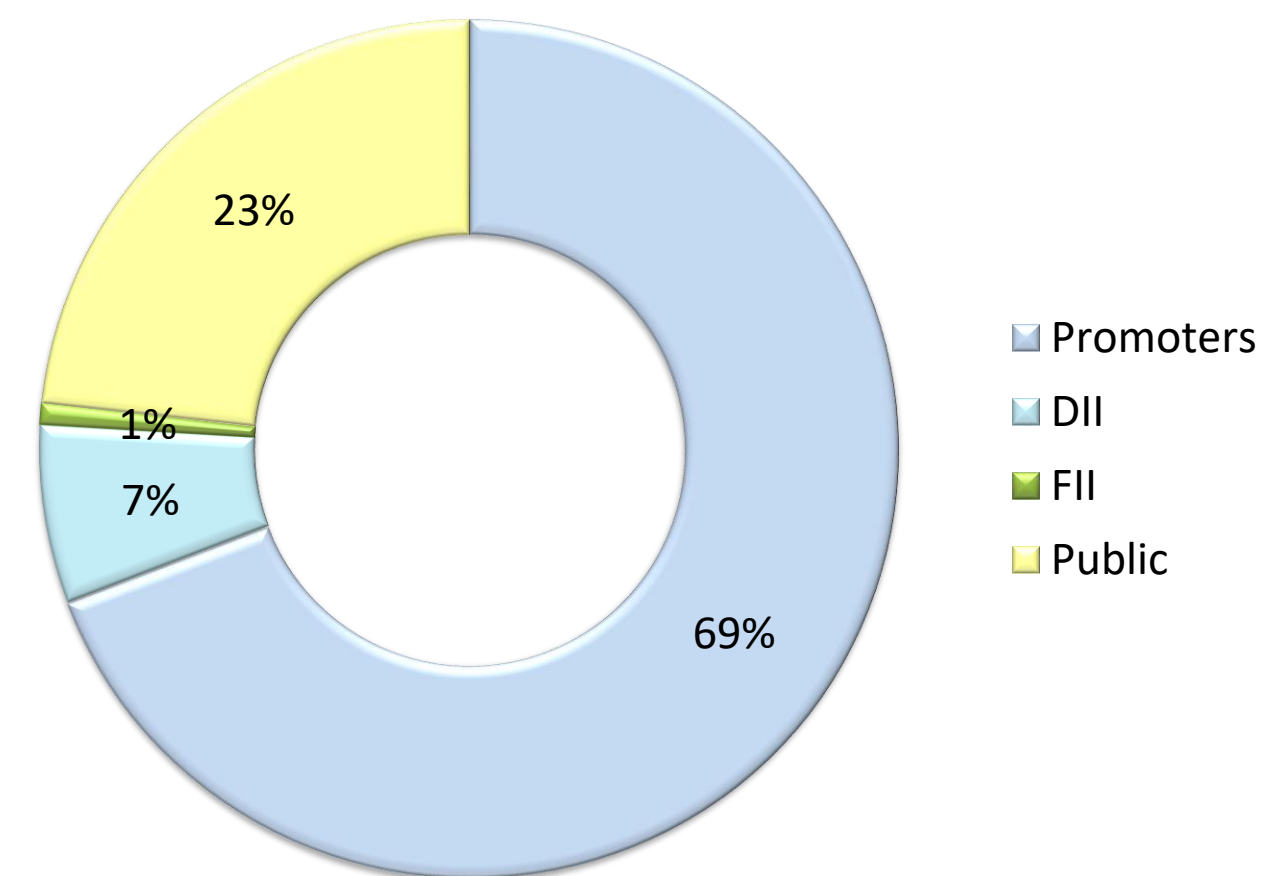
As on 15<sup>th</sup> May 2025

 Market Capitalization (₹ in crs)	3,136.89
 Shares Outstanding (In crs)	6.73
 Symbol (BSE) / (NSE)	516072 / VISHNU

## Consistent Dividend Track Record

Year	Dividend (%)	Face Value	Dividend
2021	10	₹10.00	₹1.00
2022	20	₹10.00	₹2.00
2023	20	₹2.00	₹0.40
2024	15	₹2.00	₹0.30
2025	15	₹2.00	₹0.30

## Shareholding as on 31 Mar 2025





# Summing Up

- ✓ Principle driven leadership with focus on manufacturing.
- ✓ Unique capabilities like flexible product mix and process innovations executed over the years makes us one of the most efficient and resilient producers of chemicals in the areas we operate.
- ✓ Our market share continues to expand due to our multi-site capabilities, reach, procurement strategies and customer centric approach.
- ✓ Focus on waste reduction, recycling and reuse.
- ✓ Emphasis on empowerment and socio-economic welfare of the community.
- ✓ Consistent track record of dividend payment.



“WHERE PERSEVERANCE AND COMMITMENT  
COME TOGETHER



THANK YOU

CONTACT US:

Hanumant Bhansali, VP Finance & Strategy  
[www.vishnuchemicals.com](http://www.vishnuchemicals.com)  
[investors@vishnuchemicals.com](mailto:investors@vishnuchemicals.com)





# Disclaimer

This presentation has been prepared for general information purposes in respect of Vishnu Chemicals Limited (“**Company**”) together with its subsidiaries, associates and joint ventures, as applicable (together, with the Company, the “**Group**”) only, without regard to any specific objectives, suitability, financial situations and needs of any particular person and does not constitute any recommendation or form part of any offer or invitation, directly or indirectly, in any manner, or inducement to sell or issue, or any solicitation of any offer to purchase or subscribe for, any securities of the Company in any jurisdiction, nor shall it or any part of it or the fact of its distribution form the basis of, or be relied on in connection with, any contract or commitment therefor. This presentation does not solicit any action based on the material contained herein. Nothing in this presentation is intended by the Group to be construed as legal, accounting or tax advice.

This presentation has not been approved and will not or may not be reviewed or approved by any statutory or regulatory authority in India or by any Stock Exchange in India.

This presentation contains certain forward-looking statements relating to the business, financial performance, strategy and results of the Group and/ or the industry in which it operates. Forward-looking statements are statements concerning future circumstances and results, and any other statements that are not historical facts, sometimes identified by the words including, without limitation “believes”, “expects”, “predicts”, “intends”, “projects”, “plans”, “estimates”, “aims”, “foresees”, “anticipates”, “targets”, and similar expressions. The forward-looking statements, including those cited from third party sources, contained in this presentation are based on numerous assumptions and are uncertain and subject to risks. A multitude of factors including, but not limited to, changes in demand, competition and technology, can cause actual events, performance or results to differ significantly from any anticipated development. Neither the Group nor its affiliates or advisors or representatives nor any of its or their parent or subsidiary undertakings or any such person's officers or employees guarantees that the assumptions underlying such forward-looking statements are free from errors nor does either accept any responsibility for the future accuracy of the forward-looking statements contained in this presentation or the actual occurrence of the forecasted developments. Forward-looking statements speak only as of the date of this presentation and are not guarantees of future performance. As a result, the Group expressly disclaims any obligation or undertaking to release any update or revisions to any forward-looking statements in this presentation as a result of any change in expectations or any change in events, conditions, assumptions or circumstances on which these forward looking statements are based. Given these uncertainties and other factors, viewers of this presentation are cautioned not to place undue reliance on these forward-looking statements. Certain numbers in these presentations and materials have been subject to routine rounding off and accordingly figures shown as total in tables and diagrams may not be an arithmetic aggregation of the figures that precede them.

The information contained in these presentations and materials are only current as of the dates specified herein and have not been independently verified. None of the Group, its directors, promoter or affiliates, nor any of its or their respective employees, advisers or representatives or any other person accepts any responsibility or liability whatsoever, whether arising in tort, contract or otherwise, for any errors, omissions or inaccuracies in such information or opinions or for any loss, cost or damage suffered or incurred howsoever arising, directly or indirectly, from any use of this presentation or its contents or otherwise in connection with this presentation, and makes no representation or warranty, express or implied, for the contents of this presentation including its accuracy, fairness, completeness or verification or for any other statement made or purported to be made by any of them, or on behalf of them, and nothing in this presentation or at this presentation shall be relied upon as a promise or representation in this respect, whether as to the past or the future. Past performance is not a guide for future performance. The information contained in this presentation is current, and if not stated otherwise, made as of the date of this presentation. The Group undertakes no obligation to update or revise any information in this presentation as a result of new information, future events or otherwise. Any person/ party intending to provide finance/ invest in the shares/ businesses of the Group shall do so after seeking their own professional advice and after carrying out their own due diligence procedure to ensure that they are making an informed decision.

This presentation includes certain industry data and projections that have been obtained from industry publications and surveys. Industry publications and surveys and forecasts generally state that the information contained therein has been obtained from sources believed to be reliable, but there is no assurance that the information is accurate or complete. Neither the Company nor any of its advisors or representatives have independently verified any of the data from third-party sources or ascertained the underlying economic assumptions relied upon therein. All industry data and projections contained in this presentation are based on data obtained from the sources cited and involve significant elements of subjective judgment and analysis, which may or may not be correct. For the reasons mentioned above, you should not rely in any way on any of the projections contained in this presentation for any purpose.

This presentation is not a prospectus, a statement in lieu of a prospectus, an offering circular, an advertisement or an offer document under the Companies Act, 2013, as amended, the Securities and Exchange Board of India (Issue of Capital and Disclosure Requirements) Regulations, 2018, as amended, or any other applicable law in India.

This presentation is strictly confidential and may not be copied or disseminated, reproduced, re-circulated, re-distributed, published or advertised in any media, website or otherwise, in whole or in part, and in any manner or for any purpose. Any unauthorized use, disclosure or public dissemination of information contained herein is prohibited. No person is authorized to give any information or to make any representation not contained in or inconsistent with this presentation and if given or made, such information or representation must not be relied upon as having been authorized by any person. Failure to comply with this restriction may constitute a violation of the applicable securities laws. Neither this document nor any part or copy of it may be distributed, directly or indirectly, in the United States. The distribution of this document in certain jurisdictions may be restricted by law and persons in to whose possession this presentation comes should inform themselves about and observe any such restrictions. Accordingly, any persons in possession of the aforesaid should inform themselves about and observe any such restrictions. By reviewing this presentation, you agree to be bound by the foregoing limitations. You further represent and agree that you are located outside the United States and you are permitted under the laws of your jurisdiction to receive this presentation. You may not repackage or sell the presentation. Information contained in a presentation hosted or promoted by the Group is provided “as is” without warranty of any kind, either expressed or implied, including any warranty of fitness for a particular purpose.

This presentation is not an offer to sell or a solicitation of any offer to buy the securities of the Company in the United States or in any other jurisdiction where such offer or sale would be unlawful. Securities may not be offered, sold, resold, pledged, delivered, distributed or transferred, directly or indirectly, in to or within the United States absent registration under the United States Securities Act of 1933, as amended (the “Securities Act”). The Company’s securities have not been and will not be registered under the Securities Act.

The distribution of these materials in certain jurisdictions may be restricted by law and persons into whose possession these materials comes should inform themselves about and observe any such restrictions.

By accessing this presentation, you accept this disclaimer and any claims arising out of or in connection with this presentation shall be governed by the laws of India and only the courts in the concerned state in India and no other courts shall have jurisdiction over the same.