



**DHABRIYA  
GROUP**

**DHABRIYA POLYWOOD LIMITED**

Regd. Office : B-9D(1), Malviya Industrial Area, JAIPUR-302 017 (Raj.) INDIA  
Phone : +91-141-4057171, 4040101-105 | Fax : +91-141-2750814  
E-mail : info@polywood.org | Website : www.polywood.org  
**CIN : L29305RJ1992PLC007003**

---

Ref: BSE/2023-24/44

Date: 10.11.2023

To,  
The General Manager  
Department of Corporate Service  
BSE Limited,  
P.J. Towers, Dalal Street,  
Fort, Mumbai – 400 001

**Scrip Code: 538715**

**Sub: -: Earnings Presentation on the financial results of Q2 for FY 2023-24**

Dear Sir/ Ma'am,

Pursuant to Regulation 30 of the SEBI (Listing Obligations and Disclosure Requirements) Regulations, 2015, please find enclosed a copy of the Earnings Presentation of the financial results of the Company for the quarter ended September 30, 2023 that will be circulated to the Investors/ Analysts for the Earnings Call scheduled on November 16, 2023.

Kindly take the information on record.

Thanking You,

Yours faithfully,

**FOR DHABRIYA POLYWOOD LIMITED**

**Sparsh Jain**  
**Company Secretary**  
**M. No. A36383**

**PROVIDE  
A BETTER WORLD  
TO LIVE  
BY SAVING TREES**



**DHABRIYA  
GROUP**

**DHABRIYA POLYWOOD LIMITED**

---

**POLYWOOD**  
SINCE 1991

**D-STONA**  
SINGAPORE WALLS

**Dynasty**  
SINCE 1991





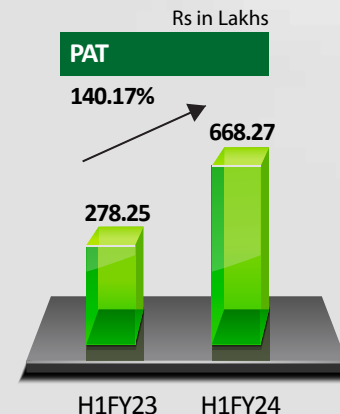
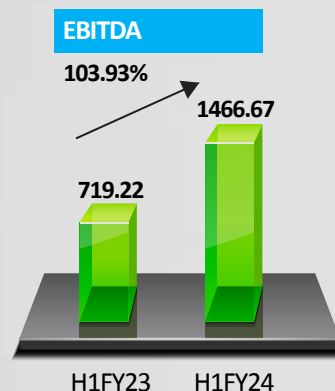
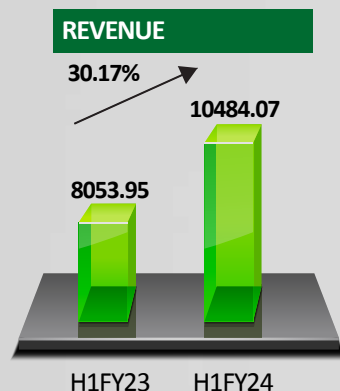
# DISCLAIMER

The information in this presentation has been prepared for use in presentations by Dhabriya Polywood Limited for information purposes only and does not constitute, or should be regarded as, or form part of any offer, invitation, inducement or advertisement to sell or issue, or any solicitation or initiation of any offer to purchase or subscribe for, any securities of the Company in any jurisdiction, nor shall it, or the fact of its distribution form the basis of, or be relied on in connection with, any investment decision or any contract or commitment to purchase or subscribe for any securities of the Company in any jurisdiction. No representation or warranty, express or implied, is made as to, and no reliance should be placed on, the fairness, accuracy, completeness or correctness of the information or opinions contained in this presentation. Neither the Company nor any of its affiliates, advisors or representatives shall have any responsibility or liability whatsoever (for negligence or otherwise) for any loss howsoever arising from any use of this presentation or its contents or otherwise arising in connection with this presentation. The information set out herein may be subject to updating, completion, revision, verification and amendment and such information may change materially. This presentation is based on the economic, regulatory, market and other conditions as in effect on the date hereof. It should be understood that subsequent developments may affect the information contained in this presentation, which neither the Company nor its affiliates, advisors or representatives are under an obligation to update, revise or affirm. This presentation contains forward-looking statements based on the currently held beliefs and assumptions of the management of the Company, which are expressed in good faith and, in their opinion, reasonable. Forward-looking statements involve known and unknown risks, uncertainties and other factors, which may cause the actual results, financial condition, performance, or achievements of the Company or industry results, to differ materially from the results, financial condition, performance or achievements expressed or implied by such forward-looking statements. Unless otherwise indicated, the information contained herein is preliminary and indicative and is based on management information, current plans and estimates. Industry and market-related information is obtained or derived from industry publications and other sources and has not been independently verified by us. Given these risks, uncertainties and other factors, recipients of this document are cautioned not to place undue reliance on these forward-looking statements. The Company disclaims any obligation to update these forward-looking statements to reflect future events or developments.

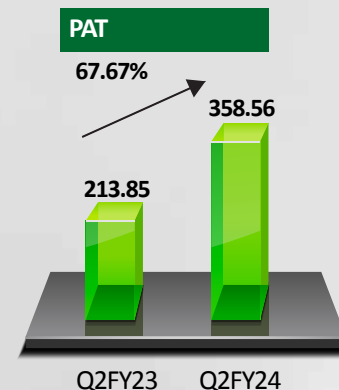
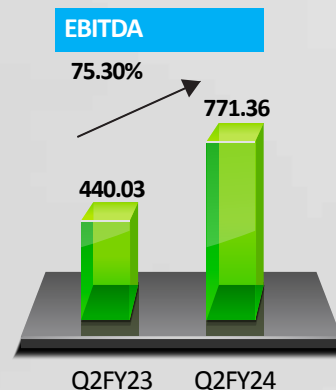
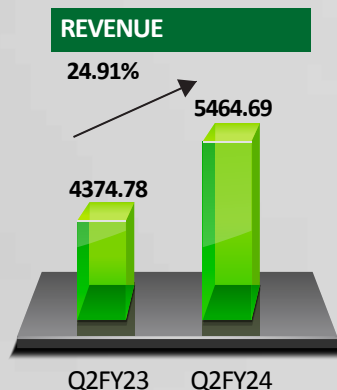


**HIGHEST  
EVER  
NUMBERS  
REPORTED  
FOR H1 &  
Q2 FY2024**

## H1FY24 GROWTH Y-O-Y



## Q2FY24 GROWTH Y-O-Y



# COMPANY OVERVIEW & BUSINESS HIGHLIGHTS

Dhabriya Polywood Limited, reputed name in manufacturing of products for a wide range of Building Interior & Exterior applications.

Continuous focus on Innovation & Technology.

Actively support “Save Trees” concern by providing high quality wood substitute and environment friendly products.

- Capacity Expansion Jaipur Plant from 6000 to 9600 Metric Ton in FY23
- Capacity Expansion Coimbatore Plant 7200 to 10800 Metric Ton in FY23
- Order Book of 100+ Cr for uPVC/Aluminum Windows & Doors, Modular furniture as on 31<sup>st</sup> March 2023


  
**5**  
Manufacturing Units

  
**500+**  
Channel Partners

  
**500+**  
Employees

  
**20400**  
Metric Ton  
PVC Profiles &  
Sheets

  
**3**  
Million Sq.Ft.  
uPVC Doors &  
Windows

  
**8**  
Distribution Units

  
**3**  
Brands





# ABOUT THE COMPANY

- Company incorporated in 1992 under the name 'Polywood'.
- Strong reputation in building interior & exterior applications.
- 3 Subsidiaries:
  - Dynasty Modular Furnitures Pvt Ltd (Jaipur) for modular furniture manufacturing.
  - Polywood Profiles Pvt Ltd (Coimbatore) for PVC profile extrusion & catering clients in South India.
  - Polywood Green Building Systems Pvt Ltd for sales of Extruded PVC Profiles & executing works contracts.
- 3 established Brands Polywood, D-Stona, Dynasty
- Head Office in Jaipur with manufacturing facilities in Jaipur (3), Coimbatore (1), Bangalore (1) and 6 Sales Depot.
- Intellectual Property: 7 Registered Trademarks in various product categories and 15 Design Patents.



# CORPORATE STRUCTURE



**DHABRIYA  
GROUP**

**Polywood Profiles  
Pvt Ltd.**



- PVC Profiles
  - Doors & Furniture
  - Wall Paneling & False Ceilings
- UPVC Doors & Windows
- Aluminum Windows & Doors
- SPC Floorings
- PVC Foam Boards

**Polywood Green Building  
Systems Pvt Ltd**



- Marble Sheets & Mouldings
  - Wall Claddings & False ceilings
  - Pillars
  - Furniture
- PVC Laminates
- SPC Wall Panels

**Dynasty Modular  
Furnitures Pvt Ltd**



- Modular Kitchen & Wardrobes
- Institutional Furniture
- Office Furniture





# THOUGHT LEADERSHIP

- Holds Bachelors degree in Engineering(Mechanical) from MBM Engineering College, Jodhpur.
- Post graduate diploma in Plastic Engineering from Central Institute of Plastic Engineering & Testing(CIPET) Chennai.
- 30 years rich Industry expertise in Manufacturing, fabrication, trading, distribution of PVC profiles and UPVC windows & aligned products.



- Associated with reputed organizations like Garware - Aurangabad, Varroc Engineering - Aurangabad, Polycon Group- Jaipur.
- Awarded UDYOG Patra for self made industrialist in 2010 by Institute of Trade and Industrial Development New Delhi.
- Samaj Ratna Award Rajasthan Jan Manch in 2004.
- Udyamita Guarav Samman for Utkrast Utpadkta Evam Rojgaar Srajan on Laghu Udyog Bharti National Convention 2004

**Mr. Digvijay Dhabriya** Chairman & Managing Director.



# OUR LEADERSHIP

---



**Mr. Mahendra Karnawat**

Whole Time Director.

Master's in Commerce from MDS University.  
25 years of Experience.  
Takes care of procurement, production  
& logistics. Heads Marketing Affairs for  
Extruded PVC profiles



**Mr. Shreyansh Dhabriya**

Whole Time Director.

B.Tech Mechanical Engineering VIT  
9 years of Experience.  
Takes care sustainable relationship  
with teams, customers, dealers and  
distributors across the country.





# INDUSTRY OVERVIEW

## INDIAN REAL ESTATE SECTOR

### INDIA REAL ESTATE SECTOR

- Real estate sector in India is expected to reach US\$ 1 trillion by 2030. –
- By 2025, realestate sector forecasted to contribute 13% to the country's GDP –
- The number of Indians living in urban areas is expected to reach 542.7 million by 2025 and 675.5 million by 2035.
- Government of India's 'Housing for All' initiative is expected to bring US\$ 1.3 trillion investment in the housing sector by 2025.
- The Government has allowed FDI of up to 100% for townships and settlements development projects

### KEY DRIVERS

- Rapid urbanisation
- Growth in population.
- Rise in the number of nuclear families.
- Easy availability of finance.
- Repatriation of NRIs and HNIs.
- Rise in disposable income.

(Source: <https://www.ibef.org/industry/real-estate-india>)



# INDIAN CONSTRUCTION & BUILDING MATERIALS INDUSTRY

INDIAN CONSTRUCTION INDUSTRY IS EXPECTED TO ACHIEVE AN AVERAGE ANNUAL GROWTH OF 11.6% BETWEEN 2022 AND 2025.

INDUSTRY HAS SIGNIFICANT CONTRIBUTIONS, ACCOUNTING FOR APPROXIMATELY 55% TO THE STEEL, 15% TO THE PAINT, AND 30% TO THE GLASS INDUSTRIES.

THE INDUSTRY IS PROJECTED TO GROW AT A CAGR OF 8% TO 9% BETWEEN 2021-2025

INDIA AIMS TO BECOME THE THIRD-LARGEST CONSTRUCTION MARKET BY 2025, FOCUSING ON SMART URBAN DEVELOPMENT.

CONSTRUCTION OUTPUT IS EXPECTED TO GROW AT AN AVERAGE ANNUAL RATE OF 7.1%.

NATIONAL GOAL IS TO MODERNIZE INFRASTRUCTURE AND CREATE SMART CITIES.



# INDUSTRY OVERVIEW

## UPVC Windows and Doors

- Over the past 13 years, India witnessed exceptional growth in the industrial and real estate sector
- Factors driving growth: Urbanization, smart city construction, changing lifestyles, energy efficiency demand, and FDI in Indian companies.
- UPVC is favored as a replacement for traditional materials for making doors and windows in a significant way all over the globe due to its recyclability, low maintenance, and lightweight
- Globally, the segment was valued at USD 27.5 billion in 2015, and is expected to reach USD 47 billion by 2024.
- Indian market for uPVC doors and windows is estimated to grow significantly at a CAGR of more than 7% during the period of 2021-2026.
- Factors that will drive this growth are increased consumer spending on construction and renovation of residential and commercial buildings, and an increasing demand for energy-efficient and impact-resistant housing infrastructure,
- Market rebounded post-COVID, showing optimistic growth.

## Indian Plastic/PVC Industry

- Indian plastic industry is a leading sector in the economy.
- PVC is the third largest plastic in production and consumption.
- Indian import duties on PVC are lower than those in the developed world and in the ASEAN Region.
- PVC imports, which were less than 5% of the country's demand in 2011, accounted for 50% of the country's demand by 2021, expected to reach \$3 billion soon
- PVC's advantages: Lower dependence on fossil fuels, recyclability, long lifespan, and competitive quality-to-price ratio.





## DIVERSIFIED PRODUCT PORTFOLIO





20+  
SOLUTIONS

EXCLUSIVE  
DESIGNS



500+  
SHADES & TEXTURES

SUPERIOR  
SHADES & TEXTURES

Widest Range of  
Products to transform  
your interior & exterior  
spaces

Unmatchable  
Designs in  
each Product  
category

Most Exquisite  
& Widest range  
of shades &  
textures

Polywood has  
always been a  
brand known for  
its Prouct quality



# PIONEERS IN REVOLUTIONARY FLUTED PANEL PRODUCTS

- Dhabriya polywood is the among the first Indian companies to Introduce PVC fluted panels for manufacturing in India.
- Products applications in outdoor & indoor wall ceiling and paneling without paint or surface finish.
- Product features:
  - Long Life
  - Water proof & termite proof.
  - Harmless & hygienic.
  - Maintenance friendly.



## BREAKING THE CHINA MONOPOLY

- China significant player in manufacturing due to cost competitiveness and extensive production capabilities.
- Company under Make In India Initiative started own manufacturing of fluted panels in 2022 from Jaipur & Coimbatore facility
- Has 15 Patents for Design registered with The Patent Office, Govt of India.
- Market leaders in Fluted Panels in India.
- 5 strategically located factories to Cater across Indian Market.







**Dynasty®**  
FURNITURE FOR GENERATIONS  
MODULAR KITCHEN COMPONENTS & FURNITURE



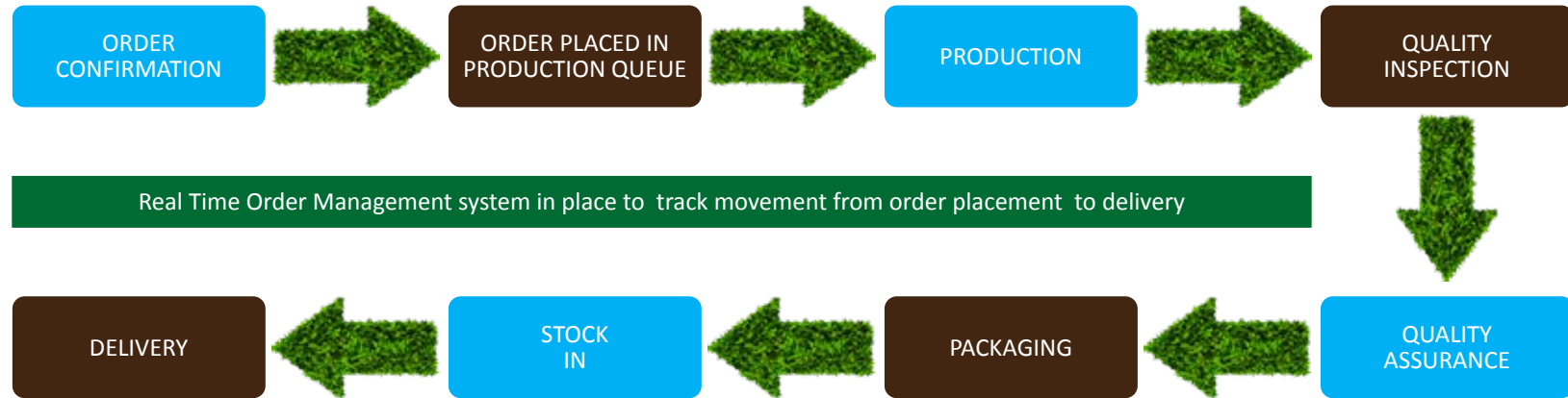




## EXTENSIVE DISTRIBUTION NETWORK

Product Type /Segment	Company	Brand	North	West	South	East	Total
PVC Profile / Dstona	DPL	Polywood / Dstona	192	81	7	135	415
PVC Profile - South	PPPL	Polywood	0	0	260	0	260
Furniture	Dynasty	Dynasty	160	11	10	4	185
uPVC Windows	DPL	Polywood	Not Applicable as same is direct business B-2-C concept (for builders / end users)				

# STRONG PROCESSES TO ENSURE EFFICIENT PRODUCT DELIVERY



## IN-HOUSE DESIGN & PRINTING TEAM


- Team responsible for all range of window, kitchen, and wardrobe designs
- Use imported printing and lamination machines from global leaders for exceptional color, finish, and aesthetics.





# STATE OF THE ART PRODUCTION FACILITY

 **5 Manufacturing Facilities**  
JAIPUR  
COIMBATORE  
BENGALURU

 **8 Distribution Units & branch offices**  
JAIPUR | COIMBATORE  
GURGAON | BENGALURU  
CHENNAI | KOLKATA  
AHMEDABAD | ROHTAK

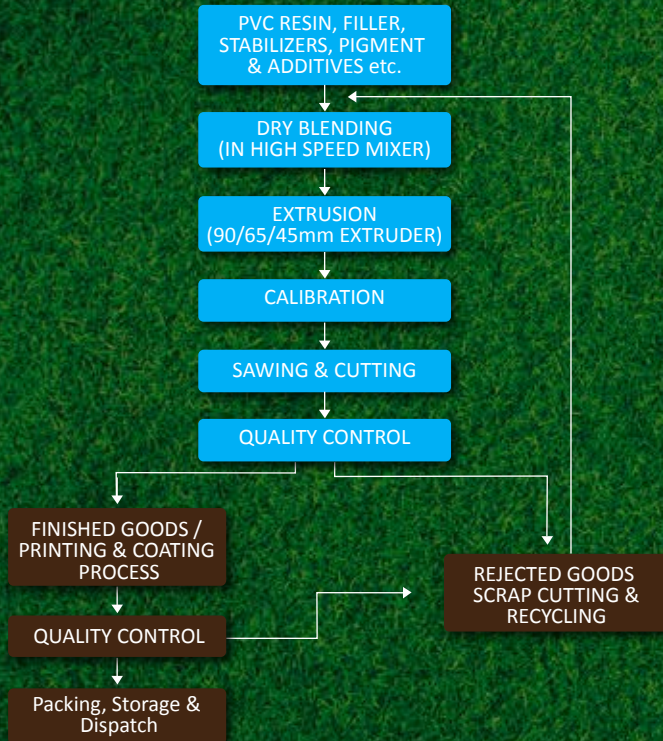


Location	Owned By	Activity	Area (Sq.Ft)
Malviya Industrial Area, Jaipur	DHABRIYA POLYWOOD LIMITED	PVC/uPVC Profile, Sheets & Molding Extrusion Plant	75015
Sitapura Industrial Area, Jaipur	DHABRIYA POLYWOOD LIMITED	uPVC / Aluminium Windows & Doors Manufacturing	197536
Doddaballapura Industrial Area, Bangalore (KNTK)	DHABRIYA POLYWOOD LIMITED	PVC/uPVC Profile Extrusion Plant	114797
Malviya Industrial Area, Jaipur	DYNASTY MODULAR FURNITURES	Modular Furniture Manufacturing	34883
Theetheepalayam, Coimbatore (TN)	POLYWOOD PROFILES PVT LTD	PVC Profiles Extrusion Plant	87120
Golf Course Road Extension, Guragon (HR)	DHABRIYA POLYWOOD LIMITED	Showroom, Office cum sales depott	3760



# MANUFACTURING PROCESSES

## MANUFACTURING PROCESS FLOW CHART OF PVC PROFILE SECTION

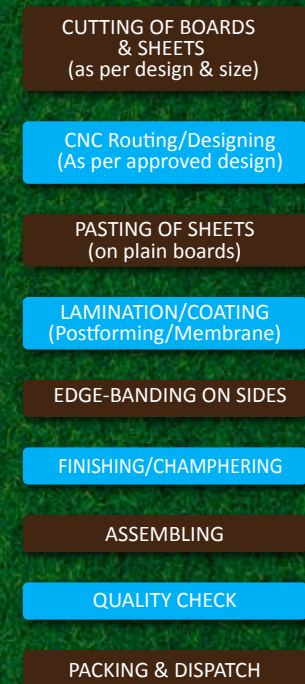


## DHABRIYA POLYWOOD LIMITED PROCESS FLOWCHART OF UPVC WINDOWS & DOORS MANUFACTURING



DYNASTY MODULAR FURNITURE PVT. LTD.  
F-13, Malviya Industrial Area, Jaipur


## MANUFACTURING PROCESS FLOW CHART (Modular Furniture Manufacturing)





# CERTIFICATIONS & ASSOCIATIONS



Associated with  
 **KÖMMERLING®**  
 window profile systems  
 from Germany



Polywood is an authorized  
 window fabricator of  
 Kommerling profile systems.

UPVC Window and Door  
 Manufacturers associations



Polywood is a authorized  
 member of UWDMA

Associated with Aluminum  
 window profile systems  
 from German



Polywood is an authorized  
 window fabricator Alupure  
 profile systems





# COMPETITIVE STRENGTHS

## Quality Management System

Adheres to stringent quality standards, ensuring that all its products are defect free and of superior quality.

## Infrastructure & Production Capacity

Boasts a wide geographical presence and ample capacity to meet increasing demands promptly.

## Brand Recognition & Clientele

Well established Brands & recognized in its range of products.

Notable clientele includes DLF, Adani, SPCL, Puravankara, Mahindra, Omaxe, Tata, & extensive network of 800+ dealers/distributors PAN India

## Wide Range of Products

Engaged in the manufacturing of wide range of products to make a wood-free house.

Product range includes uPVC Doors-Windows, Polymer Doors, PVC Profiles and D-Stona Sheets & mouldings for various indoor applications, Modular Kitchen, wardrobes, workstations, tables and all other office/home furniture products.

## Sales & Marketing support for channel partners

Strong online and digital presence, actively participating in exhibitions, shows, seminars, and events relevant to Architects and Fabricators

## Realtime Order Management

In-house system efficiently manages the entire 'order-to-supply' transaction cycle, providing real-time updates on all orders to respective Departments and sales personnel



# WIDESPREAD CUSTOMER REACH ACROSS VARIED INDUSTRIES





# MILESTONES

Incorporation  
of our Company  
1992

1995  
First  
Manufacturing Unit was  
established at  
Jaipur for  
manufacturing of Extruded  
PVC Profiles

2005  
Manufacturing  
Unit for  
Extruded PVC  
Profiles set-up  
& commenced  
in Coimbatore  
(TN) (Polywood  
Profiles P Ltd)

2003  
Manufacturing Unit  
of Modular  
Furniture Products  
established &  
commenced in  
Jaipur (Dynasty  
Modular Furnitures  
Pvt Ltd)

2007  
Manufacturing  
(fabrication) of  
uPVC Windows &  
Doors  
established in  
Jaipur

2008  
Award for Excellent  
Manufacturing facility by  
Plastic Manufacturers  
Association Jaipur.  
Manufacturing (fabrication)  
unit of uPVC Windows &  
Doors established in  
Coimbatore

National Award- 2008 for  
Outstanding Quality  
Products by GOI, Ministry of  
Micro Small and Medium  
Enterprises

2009  
National Award - 2008 for  
Outstanding Entrepreneurship  
by GOI, Ministry of Micro Small  
and Medium Enterprises

2009  
Meritorious  
Industrial  
Development  
award by the  
Indian  
Economic  
Development &  
Research  
Association,  
New Delhi

2013  
New Plant for  
Manufacturing  
(fabrication)  
of uPVC  
Windows &  
Doors  
established in  
Jaipur

2014  
Listed at  
BSE "SME  
Platform"

2022  
New Plant for  
Manufacturing  
(fabrication) of  
uPVC Windows  
& Doors  
established in  
Bangalore

2017  
Migration  
from BSE SME  
Platform" to  
BSE "Main  
Board"



# AWARDS & RECOGNITIONS



BEST EMPLOYER AWARD 2015 BY THE EMPLOYERS ASSOCIATION OF RAJASTHAN, JAIPUR IN **NOVEMBER 2016.**



THE COMPANY IS BEING AWARDED AS SME ELITE 50 (ALL INDIA) BY ICICI BANK (BUSINESS BANKING)-2022



RECEIVED "TOP HR LEADER" IN RAJASTHAN, 2018 IN THE "13TH EMPLOYER BRANDING AWARDS" – **27TH JUNE 2018.**



FIRST PRIZE FOR THE MOST INNOVATIVE PRODUCT BY THE CENTRE FOR DEVELOPMENT OF STONES AND FICCI.



ORDER OF MERIT AWARD 2018 FOR QUALIFYING AMONGST THE TOP 100 SME'S BY THE SKOCH ACHIEVERS AWARD COMMITTEE IN MARCH 2018



RECEIVED "CERTIFICATE OF EXCELLENCE" AWARDS IN THE "BEST EMPLOYER 2017 AWARDS" COMPETITION – **JAN 2019.**

THE BEST GENNEXT LEADER AT BUSINESS RANKERS AWARD.

CERTIFICATE OF EXCELLENCE" AS BUSINESS RANKERS BY DEPARTMENT OF INDUSTRIES GOVERNMENT OF RAJASTHAN

RECEIVED "BEST EMPLOYER BRANDS AWARDS" IN RAJASTHAN, 2018 IN THE "13TH EMPLOYER BRANDING AWARDS" – **27TH JUNE 2018.**

## SUSTAINABILITY INITIATIVES

COMPANY WAS FOUNDED WITH THE MISSION OF "SAVE TREES" AND IS COMMITTED TO PROMOTING SUSTAINABILITY.

ALL PRODUCTS SERVE AS ALTERNATIVES TO WOOD, REDUCING THE DEMAND FOR TRADITIONAL TIMBER RESOURCES.

PRIORITIZES INNOVATION AND TECHNOLOGY TO PROVIDE HIGH-QUALITY, ENVIRONMENTALLY FRIENDLY WOOD SUBSTITUTE PRODUCTS, FURTHERING THE COMMITMENT TO THE "SAVE TREES" CAUSE.

BY SELLING WOOD-SUBSTITUTE PRODUCTS AT THEIR CURRENT VOLUME, THE COMPANY SAVE OVER

**7,000,000** TREES ANNUALLY.

## RECOGNITIONS

SKOCH ACHIEVERS AWARD (2016): RECEIVED THE ORDER OF MERIT AWARD IN 2016 FOR SAVING OF TREES.

ET BUSINESS LEADERS AWARD (2017): RECOGNIZED FOR ENVIRONMENT PROTECTION AND CONSERVATION

NATIONAL AWARD FOR INNOVATION (2016): POLYMER WASTE MANAGEMENT & RECYCLING TECHNOLOGY AND GREEN POLYMERIC MATERIALS & PRODUCTS

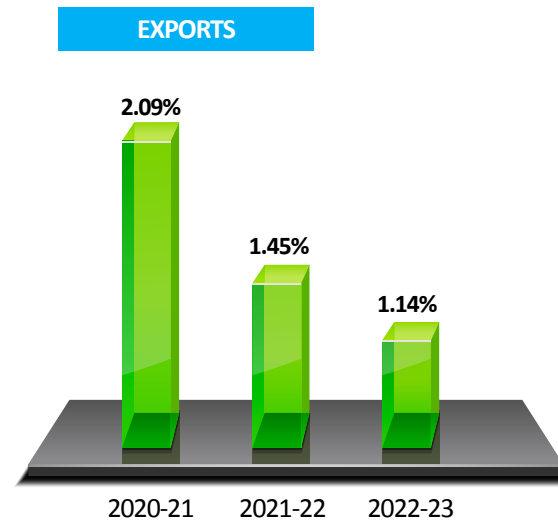
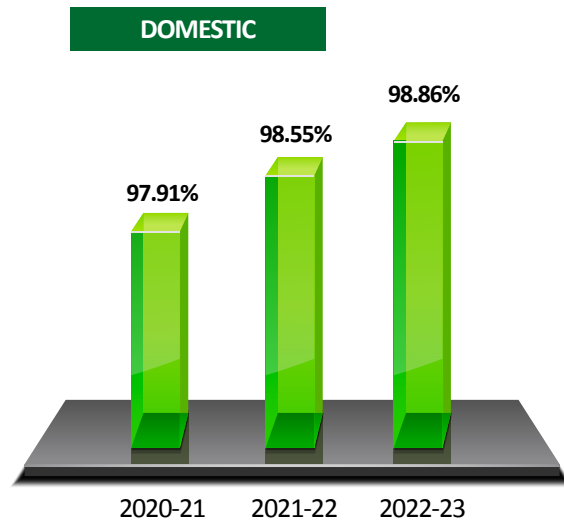


# STRATEGIES FOR MARKETING & BUSINESS EXPANSION



Product Line	Product Category	Strategy
Extrusion (Polywood)	Fluted Panels Door Profiles	<ul style="list-style-type: none"><li>• Building wide range of PVC Fluted Panels &amp; patenting those designs.</li><li>• Aggressively expanding the sales team to increase market spread across PAN India</li><li>• Increasing Coimbatore plant capacity with 4 new extrusion lines which will be operational in Q2-FY24.</li><li>• Setting up 4 Extrusion Lines for Door Profiles &amp; UPVC Window Profiles in Bangalore unit</li></ul>
uPVC Windows & Doors (Polywood)	Profile Extrusion	<ul style="list-style-type: none"><li>• Expanding uPVC profile range with 15 to 20 new molds for window fabrication by Q4-FY24</li><li>• Enhancing uPVC Profile sales to channel partners and window fabricators.</li></ul>
Furniture (Dynasty)	Modular Furniture	<ul style="list-style-type: none"><li>• Arezzo Store</li><li>• Planning to set up another store in Delhi NCR by H1FY25</li></ul>

# REVENUE BIFURCATION DOMESTIC VS EXPORTS



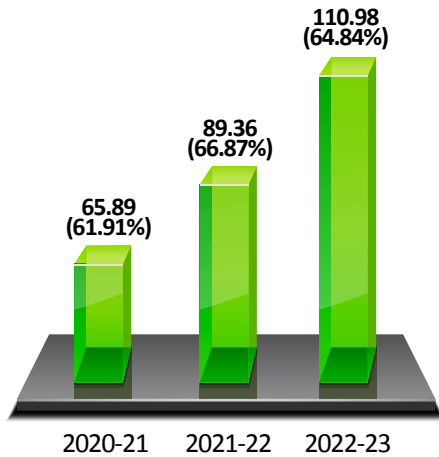


# REVENUE BIFURCATION SEGMENTWISE

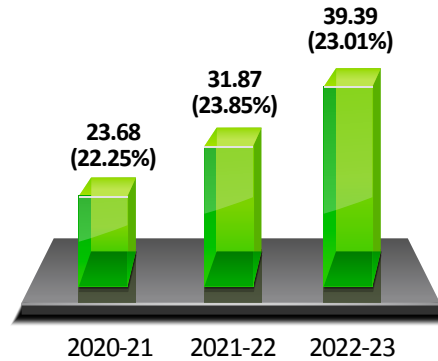


Rs. in Cr.

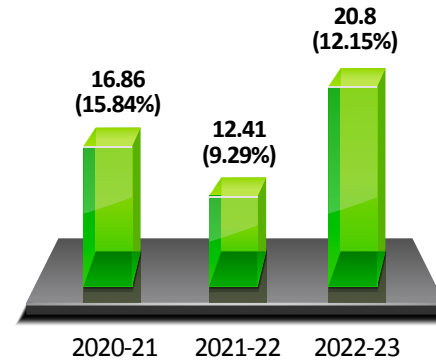
PVC PROFILES (POLYWOOD)



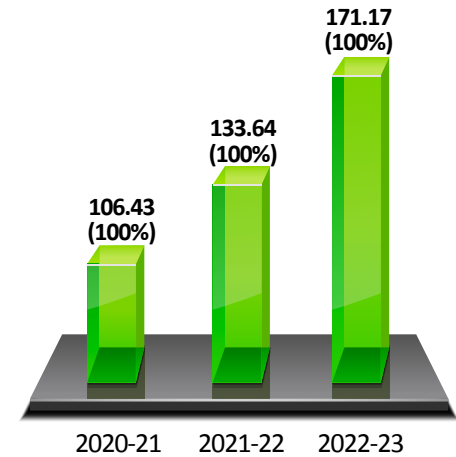
UPVC WINDOWS (POLYWOOD)



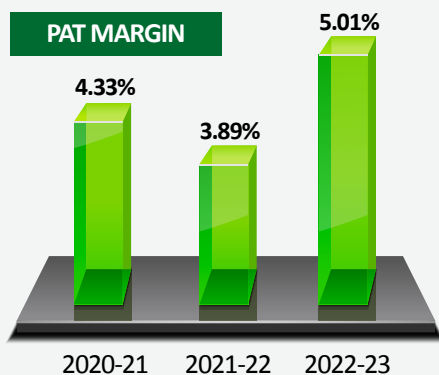
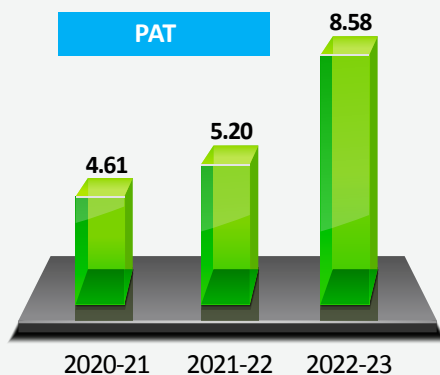
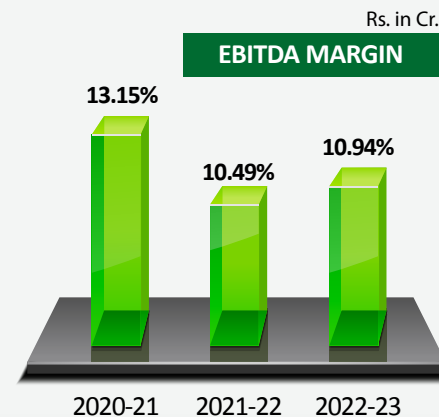
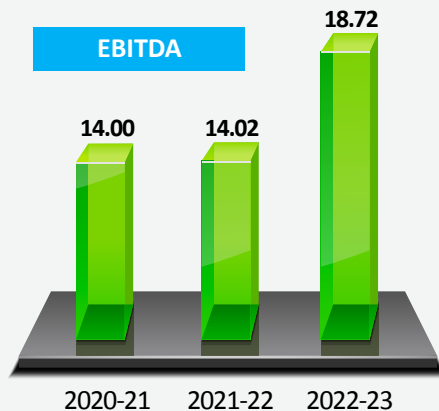
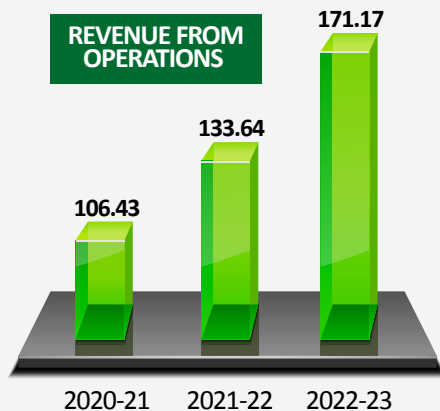
MODULAR FURNITURE (DYNASTY)



TOTAL REVENUE

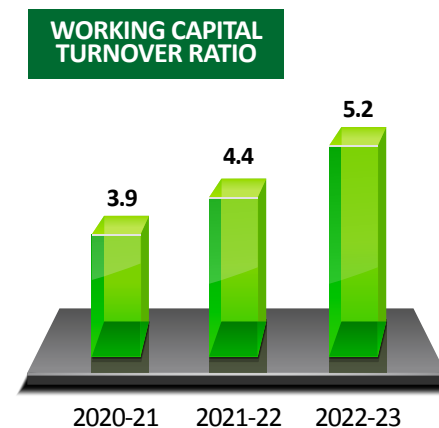
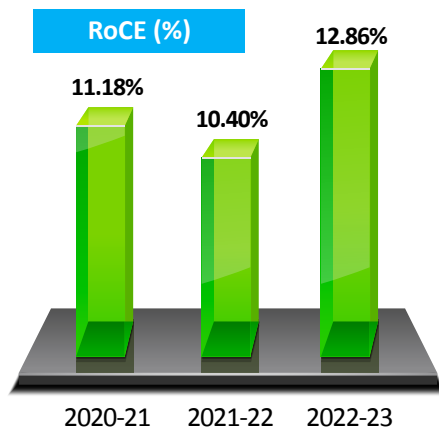
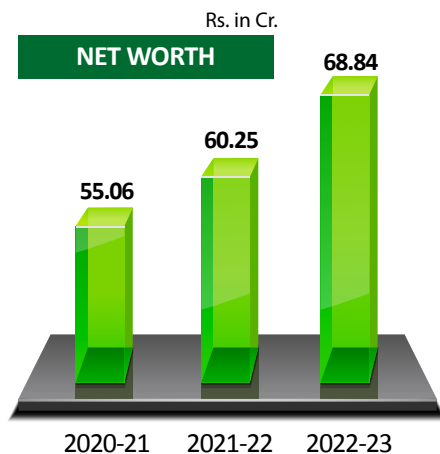


# EXPONENTIAL GROWTH IN REVENUE & PROFITABILITY





# KEY RATIOS ON SUSTAINABLE FINANCIAL GROWTH



# STATEMENT OF PROFIT & LOSS

Rs in Lakhs

Particulars	Quarter Ended			HALF YEAR ENDED		YEAR ENDED
	30.09.2023 UNAUDITED	30.06.2023 UNAUDITED	30.09.2022 UNAUDITED	30.09.2023 UNAUDITED	30.09.2022 UNAUDITED	31.03.2023 AUDITED
<b>Revenue</b>						
Revenue from Operations	5464.69	5019.38	4374.78	10484.07	8053.95	17117.22
Other Income	11.96	4.57	6.33	16.53	12.85	29.75
<b>Total Income (I + II)</b>	<b>5476.65</b>	<b>5023.95</b>	<b>4381.11</b>	<b>10500.60</b>	<b>8066.80</b>	<b>17146.97</b>
<b>Expenses</b>						
a) Cost of materials consumed	2928.43	3084.01	2820.10	6012.44	5351.04	10774.75
b) Purchases of stock-in-trade	40.46	83.55	56.89	124.01	132.10	182.75
c) Changes in inventories of finished goods, work-in-progress and stock-in-trade	252.40	(144.47)	(60.33)	107.93	(165.84)	(226.51)
d) Employee Benefits Expenses	775.78	684.36	642.02	1460.14	1176.21	2493.75
e) Finance Cost	124.19	130.03	101.23	254.22	192.17	401.18
f) Depreciation and amortization expenses	165.87	146.86	88.38	312.73	173.10	377.72
g) Other expenses	708.21	621.20	482.40	1329.41	854.07	2050.44
<b>Total Expenses (IV)</b>	<b>4995.34</b>	<b>4605.54</b>	<b>4130.69</b>	<b>9600.87</b>	<b>7712.85</b>	<b>16054.08</b>
<b>Profit before Exceptional items and Taxes (III - IV)</b>	<b>481.31</b>	<b>418.41</b>	<b>250.42</b>	<b>899.73</b>	<b>353.95</b>	<b>1092.89</b>
Exceptional Items	0.00	0.00	0.00	0.00	0.00	0.00
<b>Profit before Taxes (V - VI)</b>	<b>481.31</b>	<b>418.41</b>	<b>250.42</b>	<b>899.73</b>	<b>353.95</b>	<b>1092.89</b>
Tax expenses / (credit)						
- Current Tax	119.88	99.28	39.81	219.16	74.70	225.83
- Deferred Tax	2.69	9.38	(3.47)	12.07	0.77	8.01
- Short / (Excess) provision for Taxes of earlier years	0.18	0.05	0.23	0.23	0.23	10.24
- Total Tax	122.75	108.71	36.57	231.46	75.70	244.08
<b>Profit for the period (VII - VIII)</b>	<b>358.56</b>	<b>309.70</b>	<b>213.85</b>	<b>668.27</b>	<b>278.25</b>	<b>848.81</b>
Net Profit after tax for the year attributed to:						
- Owners of the Company	358.68	309.86	213.80	668.55	278.43	848.72
- Non-controlling interest	(0.12)	(0.16)	0.05	(0.28)	(0.18)	0.09
Other Comprehensive Income (OCI)						
- Item that will not be reclassified to profit or loss	0.00	0.00	0.00	0.00	0.00	13.73
- Income tax relating to items that will not be reclassified to profit or loss	0.00	0.00	0.00	0.00	0.00	(3.67)
Other Comprehensive income for the period after tax	0.00	0.00	0.00	0.00	0.00	10.06
<b>Total Comprehensive Income for the period After Tax (IX + X)</b>	<b>358.56</b>	<b>309.70</b>	<b>213.85</b>	<b>668.27</b>	<b>278.25</b>	<b>858.87</b>
<b>Total Comprehensive Income for the year attributed to:</b>						
- Owners of the Company	358.68	309.86	213.80	668.55	278.43	858.78
- Non-controlling interest	(0.12)	(0.16)	0.05	(0.28)	(0.18)	0.09
<b>Paid-up Equity Share Capital (face value of ` 10/= each)</b>	<b>1082.42</b>	<b>1082.42</b>	<b>1082.42</b>	<b>1082.42</b>	<b>1082.42</b>	<b>1082.42</b>
<b>Earning Per Equity Share (of ` 10/= each) (Not Annualised)</b>						
<b>a) Basic &amp; Diluted (Not Annualised) EPS</b>	<b>3.31</b>	<b>2.86</b>	<b>1.98</b>	<b>6.18</b>	<b>2.57</b>	<b>7.84</b>



# STATEMENT OF ASSETS & LIABILITIES

Rs in Lakhs

Particulars		For the Year ended	
		30.09.2023	31.03.2023
<b>A. ASSETS</b>			
<b>I Non-current Assets</b>			
(a) Property, Plant and Equipment		6137.19	6091.57
(b) Capital work-in-progress		20.92	7.44
(c) Investment Property		173.76	173.76
(d) Financial Assets			
(i) Investments		2.12	2.12
(ii) Loans		56.55	68.55
(iii) Others		71.21	57.99
(e) other non-current assets		0.00	0.00
<b>Total Non-current assets</b>		<b>6461.75</b>	<b>6401.42</b>
<b>II Current assets</b>			
(a) Inventories		4571.34	4946.17
(b) Financial Assets			
(i) Trade receivables		2530.58	2170.14
(ii) Cash and cash equivalents		482.66	497.52
(iii) Bank balances other than (ii) above		0.00	0.00
(iv) Loans		0.00	0.00
(v) Others		219.06	289.25
(c) Other current assets		707.26	226.90
<b>Total Current assets</b>		<b>8510.91</b>	<b>8129.98</b>
<b>Total Assets</b>		<b>14972.66</b>	<b>14531.40</b>
<b>B. EQUITY AND LIABILITIES</b>			
<b>I Equity</b>			
(a) Equity Share capital		1082.42	1082.42
(b) Other Equity		6469.98	5801.70
<b>Total Equity</b>		<b>7552.40</b>	<b>6884.12</b>
<b>II Non-current Liabilities</b>			
(a) Financial Liabilities			
(i) Borrowings		2060.48	2484.97
(ii) Other financial liabilities		1.25	1.21
(b) Provisions		211.92	221.94
(c) Deferred tax liabilities (net)		116.23	104.17
(d) Other non-current liabilities		0.00	0.00
<b>Total Non current liabilities</b>		<b>2389.88</b>	<b>2812.29</b>
<b>III Current Liabilities</b>			
(a) Financial Liabilities			
(i) Borrowings		3181.66	3218.90
(ii) Trade Payables			
- Dues to Micro and Small Enterprises		207.81	92.95
- Dues to Creditors other than Micro and Small Enterprises		531.70	766.21
(iii) Other financial liabilities		338.15	188.71
(b) Other current liabilities		290.49	292.34
(c) Provisions		350.68	265.51
(d) Current tax liabilities (Net)		129.89	10.37
<b>Total Current liabilities</b>		<b>5030.38</b>	<b>4834.99</b>
<b>Total Equity and Liabilities</b>		<b>14972.66</b>	<b>14531.40</b>

WAY AHEAD

COMPANY HAS TARGET TO  
GROW 25% Y-O-Y IN FUTURE  
FOR NEXT 4-YEARS

with increased margins every year  
through operational efficiencies,  
New product launches & increasing  
geographical presence with substantial  
increase in ROCE.







DHABRIYA  
GROUP

DHABRIYA POLYWOOD LIMITED

POLYWOOD  
SINCE 1992

D-STONA<sup>®</sup>  
SIGNATURE WALLS

Dynasty<sup>®</sup>  
LIVING & DRESSING

STUDIO  
AREZZO  
FURNITURE