

# MOREPEN



Date: 06/05/2019

To,

**National Stock Exchange of India Ltd.**  
Exchange Plaza, Bandra Kurla Complex,  
Bandra (East), Mumbai- 400 051  
Tel No: (022) 26598100 - 8114  
Fax No: (022) 26598120  
Symbol: MOREPENLAB

**BSE Limited**  
Phiroze Jeejeebhoy Towers,  
Dalal Street, Mumbai- 400 001  
Phones: 91-22-22721233/4  
Fax: 91-22-2272 3121  
Scrip Code: 500288

**Subject: Investor Presentation**

Dear Sir,


Please find enclosed the Investor Presentation, based on the financial performance of the Company for the quarter and year ended 31<sup>st</sup> March, 2019.

Kindly acknowledge the receipt and take it on your record.

Thanking you.

Yours faithfully,

**For Morepen Laboratories Limited**

  
(Vipul Kumar Srivastava)  
Company Secretary



Encl.: As Above

## **Morepen Laboratories Limited**

**Corp. Off.:** 4th Floor, Antriksh Bhawan, 22 K.G.Marg, New Delhi- 110 001, INDIA  
Tel.: +91-11-23324443, 23712025, E-mail: corporate@morepen.com, Website: www.morepen.com  
CIN NO. L24231 HP1984PLC006028

**Plant & Regd. Off.:** Morepen Village, Malkumajra, Nalagarh Road, Baddi, Distt. Solan (H.P.) -173205  
Tel.: +91-1795-266401-03, 244590, Fax: +91-1795-244591, E-mail: plants@morepen.com



I CHOOSE  
**JOY**



**MOREPEN**  
*The Joy Of Growing Together*

INVESTORS PRESENTATION FOR Q4'FY19 - MAY 2019

**Disclaimer:**

*This presentation has been prepared by Morepen Laboratories Limited ("Company") solely for information purposes without regard to any specific objectives, financial situations or informational needs of any particular person. This presentation contains expressed or implied forward looking statements, including discussions of our future plans, strategy, research and deployment activities and products in pipeline. Such forward looking statements reflect current views of the Company or its subsidiaries regarding future events, and involve known or unknown risks, uncertainties and other factors that may cause actual results to be different from any future results expressed or implied by such statements.*

*This presentation has been prepared by the Company based on information and data which the Company considers reliable, but the Company makes no representation or warranty, express or implied, whatsoever, and no reliance shall be placed on, the truth, accuracy, completeness, fairness and reasonableness of the contents of this presentation. All actions and statements made herein or otherwise shall be subject to the applicable laws and regulations as amended from time to time. This presentation may not be all inclusive and may not contain all of the information that you may consider material. Any liability in respect of the contents of, or any omission from, this presentation is expressly excluded. The Company is providing the information in this presentation as of date and does not undertake any obligation as to the regular updating of the information as a result of new information, future events or otherwise.*


*The contents of this presentation are confidential and should not be distributed, published or reproduced, in whole or part, or disclosed by recipients, either directly or indirectly, to any other person. It is advised that prior to acting upon this presentation independent consultation / advise may be obtained and necessary due diligence, investigations, etc. may be conducted at the end of the recipient.*

*This presentation does not constitute or form part of and should not be construed, either directly or indirectly, as any offer or invitation or inducement to sell or issue, or any solicitation of any offer to purchase or subscribe for, any securities of the Company by any person in any jurisdiction. This presentation is not a prospectus, a statement in lieu of a prospectus, an offering circular, an advertisement or an offer document under the Companies Act, 2013, the Securities and Exchange Board of India (Issue of Capital and Disclosure Requirements) Regulations, 2009, as amended, or any other applicable law in India.*





# Highlights of Q4'FY19 Performance

- **Standalone total revenue** at 207 cr. for Q4'FY19 is **up by 31%** from Q4'FY18 and the **Consolidated total revenue is up by 28%** at Rs. 220 cr. for the corresponding period registering excellent growth in all business segments.
- **Export Revenue in Q4'FY19 is up by 51%** at Rs. 96 cr. from Q4'FY18 due to high impetus in the API business. Within the API export, **Monetlukast exports have shown outstanding growth of 114%** in the quarter.
- **Domestic Sales Revenue for Q4'FY19 is up by 13%** at Rs. 119 cr. with **Loratadine Sales making a marked 102% growth** in domestic market as compared to Q4'FY18.
- **Overall API Sales Revenue for Q4'FY19 grew by 34%** at Rs. 125 cr. as compared to Q4'FY18 with **New Molecules have added Rs. 9.94 cr.** to the top line, thanks to the results of relentless efforts of the R&D team.
- While **BP Monitors sales have jumped by 61%**, **Nebuliser sales have grown by rocking 406%** in the quarter, Home Diagnostic business for the quarter at Rs. 28 cr. is up by 12% from the same period.
- **Formulation Sales Revenue got a robust increase of 30%** at Rs. 49 cr. in Q4'FY19 from corresponding quarter last year.
- **Growth of 125% in Standalone Net Profit** for Q4'FY19 is Rs. 9.22 cr. up from Rs. 4.11 cr. last year same quarter while **EBIDTA** for same period grew by 45%.
- **Consolidated Net Profit** for Q4'FY19 recorded **extraordinary growth by 54%** at Rs. 10.49 cr. up from Rs.6.81 cr. for Q4'FY18.
- The company **cleared all the outstanding debt** in the books to all the lenders in this quarter and has become a **Zero Debt company**.

 **31%**  
Total Revenue

 **51%**  
Exports

 **45%**  
EBIDTA

 **125%**  
Net Profit

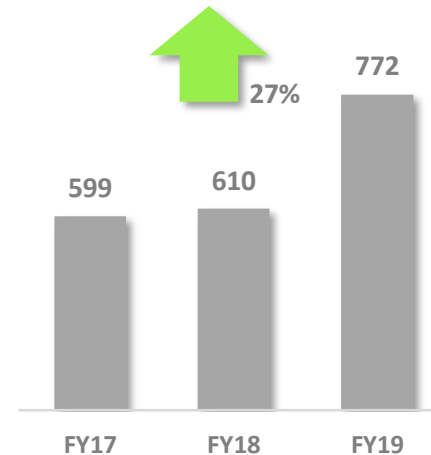
**DEBT FREE**

# All Around Growth

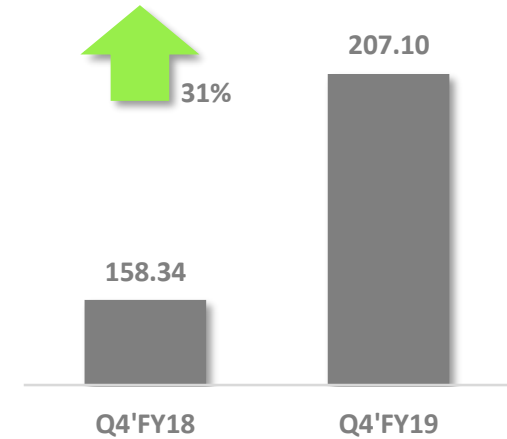
₹ crores

- **Overall Standalone** revenue at Rs.207.10 Crores has recorded **31% jump** in Q4'FY19 as compared to Q4'FY18.
- **API (Active Pharmaceuticals Ingredients) business** with revenue share of 62% recorded a **growth of 34%** in Q4'FY19 against same quarter last year.
- **Home Diagnostic Devices** business which contributes 14% of the topline has registered growth of **12%** from sales in Q4'FY19.
- **Finished dosage business** has also **grown by 30%** in FY19.
- **Quarterly Consolidated total revenue** has touched 219.74 Crores up **28%** and **Annual consolidated revenue** of Rs. 772 cr. for FY19 at has has also jumped by **27%** from FY18

## Consolidated Revenue



## Standalone Quarterly Revenue

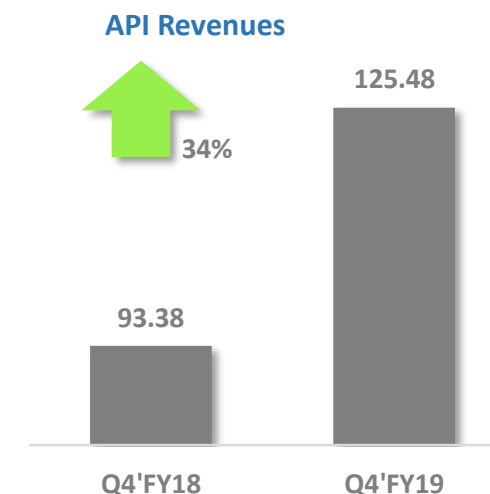


Segments	Q4'FY18	Q4'FY19	Growth
APIs	93.38	125.48	34%
Diagnostics	24.73	27.77	12%
Formulations	37.97	49.35	30%

# APIs: Sparking Growth

₹ crores

- Overall API business at Rs. 125.48 Crores has shown a remarkable **growth of 34%** in Q4'FY'19.
- Finished **APIs** have registered a growth of **24%** at Rs. 111.03 Crores in Q4'FY19 as against Q4'FY18.
- **API Exports** at Rs. 95.41 Crores have a sharp **upswing of 51%** in Q4'FY19
  - **Montelukast** has got an excellent **growth of 114%**
  - **Rosuvastatin** has marked an **upside of 110%** for the quarter.
- In the Domestic market, **Loratadine** has registered a significant **growth of 102%** in Q4 of the year as compared to same period last year.
- **Intermediate sales** have recorded a **upside of 13%** at Rs. 4.53 Crores in Q4'FY19 as compared to Q4'FY18.
- **New Molecules** sales have **given additional revenue of Rs. 9.94 Crores** in Q4'FY19 as compared to Q4'FY18, thanks to the consistent efforts of the R&D team.
- Shortage of imported raw materials and sharp increase in raw materials prices continue to put a pressure on deliveries and profit margins.



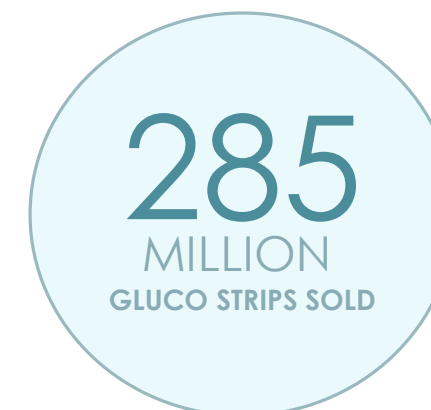
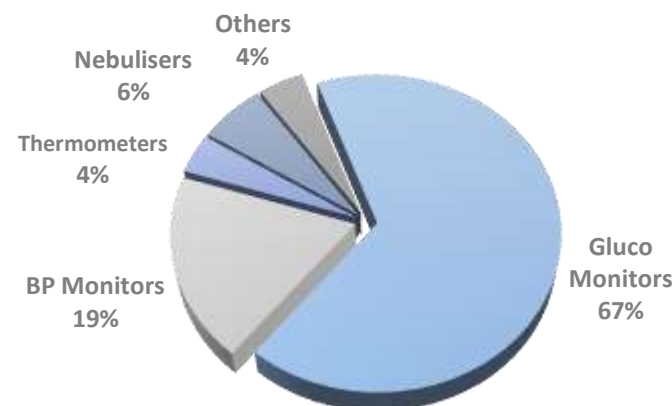
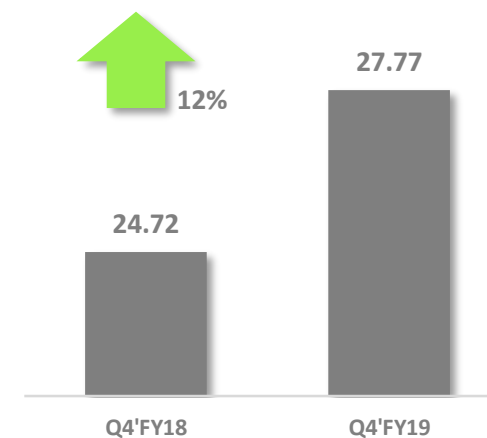
Main Products	Q4'FY18	Q4'FY19	Growth
APIs	86.59	111.03	24%
Intermediates	4.00	4.53	13%
New Molecules	2.79	9.94	256%

# Devices Business - Growth Driver

₹ crores

- **Home Diagnostic portfolio** has been growing at fast pace and has recorded a growth of **35%** in FY19 at Rs. 140 Crores from FY18 riding its success story.
- **Blood Gluco Monitors** sales have marked an excellent **growth of 43%** in FY19 as compared to FY18 again this year continuing its market leadership.
- The Company installed **25% more** Gluco monitors during FY19 than FY18 and total meters installed till FY19 are around 2.35 millions. Number of **Glucose Testing Strips** sold during FY19 has crossed **104 million** registering a jump of **52%**.
- **BP Monitors** have **grown by 22%** during the year and had a big jump of **61% in Q4'FY19**.
- **Nebulisers** also shown a robust growth of **49%** in this fiscal and huge jump of **406% in FY19'Q4**.

Diagnostics Devices Revenues



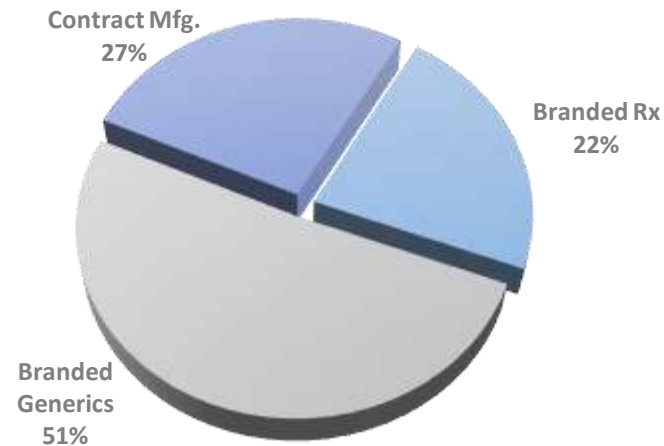
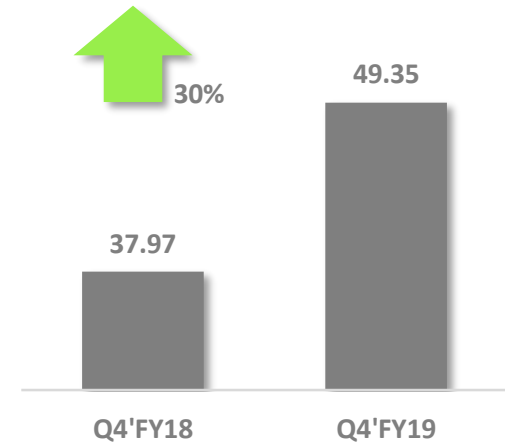


# Finished Dosages: High Growth

₹ crores

- **Finished Dosages** has recorded substantial growth of **30%** in Q4'FY19 at Rs. 49.35 Crores as compared to Q4'FY18.
- **Branded Prescription (Rx)** products sale revenue has grown up during the Q4'FY19 **20%** from FY18.
- Branded generics business in Q4'FY19 at Rs. 29.91 Crores has shown a growth of **44%** from Q4'FY18.
- **Contract Mfg. business** has achieved remarkable growth of **51%** in FY19 with increased focus on capacity building and system implementation.

Finished Dosages Revenues



Main Products	Q4'FY18	Q4 'FY19	Growth
Branded Rx	6.00	7.22	20%
Branded Generics	20.76	29.91	44%
Contract Mfg.	11.21	12.22	9%

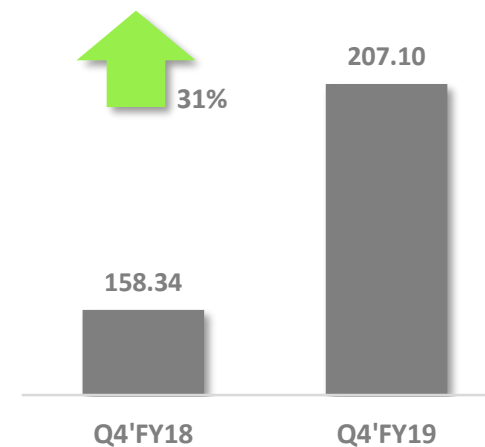


# Phenomenal Performance in Q4'FY19

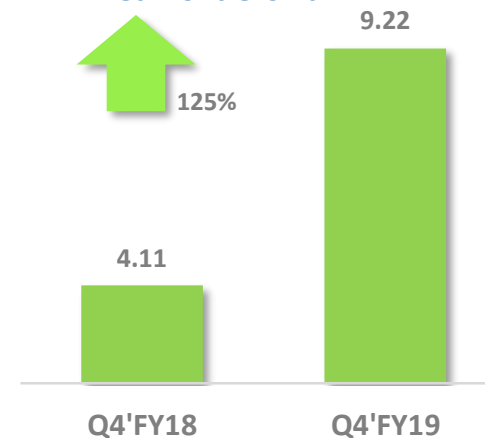
₹ crores

- There is an increase of 31% in Net Revenue in Q4'FY19 as compared to Q4'FY18 on **Standalone** basis.
- **EBIDTA** for the Q4'FY'19 has jumped by **45%** from Rs.14.59 Crores in Q4'FY18 to Rs. 21.09 Crores for the quarter.
- **Cash Surplus** of Rs.20.17 Crores for the quarter Q4'FY19 has also marked **45%** growth in the Q4'FY19 compared to corresponding quarter.
- Net Profit after Tax (PAT) for the quarter has shown a sparking **increase of 125%** as **Net Profit jumps** from Rs.4.11 Crores in Q4'FY18 to Rs. 9.22 Crores in Q4'FY19.

Quarterly Net Revenues



Net Profit Growth



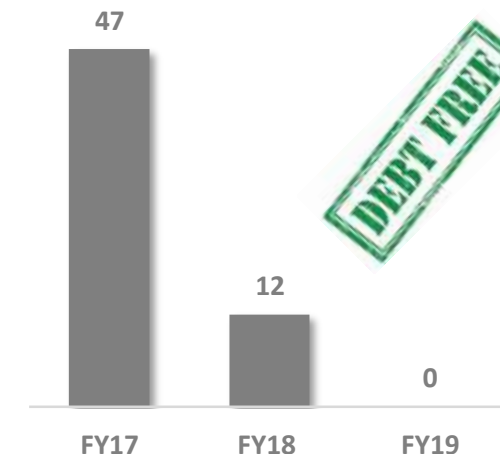
# Debt Free Company

- **The Company has repaid its all its outstanding loans and is now a Debt Free Company.**
- **There is no outstanding loan liability on the company either on account of Term loan or Working capital facility as per CDR.**
- **The company had *peak outstanding debt of Rs. 750.00 Crores* in FY'05 which was restructured under CDR mechanism in July 2006 with an upfront payment of OTS amount of Rs.150.00 crores.**
- **All the repayments of residual debt have been done through *internal cash accruals* without any outside borrowings.**
- **Last payment of Principal amount paid is Rs.12.16 Crores in FY19 as against Rs. 36.58 Crores in FY18.**
- **Interest payout in FY19 is reduced to Rs. 1.37 Crores compared to Rs. 4.18 Crores in FY18.**

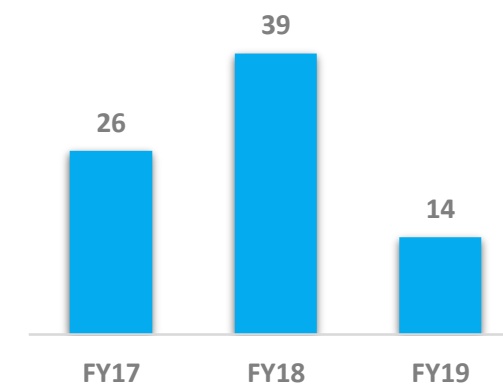
**PAID IN FULL**

₹ crores

Zero Outstanding Debt



Debt Servicing including Interest



# Synopsis of Q4'FY19 Performance

₹ crores

	Standalone (17-18)	Standalone (18-19)	Growth %age	Consolidated (18-19)
Net Revenue	158.34	<b>207.10</b>	<b>31%</b>	219.74
Expenditure	143.75	<b>186.01</b>	<b>29%</b>	196.97
<b>EBIDTA</b>	<b>14.59</b>	<b>21.09</b>	<b>45%</b>	<b>22.78</b>
Interest	0.72	<b>0.92</b>	<b>29%</b>	0.93
Cash Surplus	13.87	<b>20.17</b>	<b>45%</b>	21.85
Dep. & Amortization	9.77	<b>10.95</b>	<b>12%</b>	11.15
Income Tax	-	-	-	0.21
<b>Net Profit</b>	<b>4.11</b>	<b>9.22</b>	<b>125%</b>	<b>10.49</b>
Other Comprehensive Income	(0.34)	<b>(0.56)</b>		(0.55)
<b>Total Comprehensive Income</b>	<b>4.07</b>	<b>8.66</b>	<b>113%</b>	<b>9.94</b>



I CHOOSE  
**JOY**

*Thank You*



**MOREPEN**

*The Joy Of Growing Together*