



MOREPEN



Date: 12/05/2025

To,

National Stock Exchange of India Ltd.
Exchange Plaza, Bandra Kurla Complex,
Bandra (East), Mumbai- 400 051
Symbol: MOREPENLAB

BSE Limited

Phiroze Jeejeebhoy Towers,
Dalal Street, Mumbai- 400 001
Scrip Code: 500288

Subject: Investor Presentation – Q4' FY25

Dear Sir/ Madam,

Please find enclosed the **Investor Presentation – Q4' FY25** based on the financial performance of the company for the quarter and financial year ended 31st March 2025.

Kindly take aforesaid on record.

Thanking you,

Yours faithfully,

For Morepen Laboratories Limited

Vipul Kumar Srivastava
Company Secretary
F-12148

Encl.: a/a.

Morepen Laboratories Limited

CIN NO. L24231 HP1984PLC006028

Corp. Off.: 2nd Floor, Tower C, DLF Cyber Park, Udyog Vihar-III, Sector-20, Gurugram, Haryana-122016, INDIA
TEL.: +91 124 4892000, E-mail: corporate@morepen.com, Website: www.morepen.com

Regd. Off.: Morepen Village, Malkumajra, Nalagarh Road, Baddi, Distt. Solan (H.P.) -173205, INDIA
Tel.: +91 1795 266401-03, 244590, Fax: +91 1795 244591, E-mail: plants@morepen.com



MOREPEN

Q4'FY25

INVESTOR PRESENTATION

MOREPEN LABORATORIES LIMITED



SAFE HARBOUR

This investor presentation has been prepared for general information purposes in respect of Morepen Laboratories Limited ("Company") together with its subsidiary, as applicable (together, with the Company, the "Group") only, without regard to any specific objectives, suitability, financial situations and needs of any particular person and does not constitute a prospectus or placement memorandum or any recommendation or form part of any offer or invitation, directly or indirectly, in any manner, or inducement to sell or issue, or any solicitation of any offer to purchase or subscribe for, any securities of the Company in any jurisdiction, nor shall it or any part of it or the fact of its distribution form the basis of, or be relied on in connection with, any contract or commitment therefor. This presentation does not solicit any action based on the material contained herein. Nothing in this presentation is intended by the Group to be construed as legal, accounting or tax advice.

The information is confidential, and is intended only for the exclusive use of the recipients thereof, and may not be retained by you and neither this presentation nor any part thereof may be (i) copied, photocopied, duplicated or otherwise reproduced in any forms or by any means; or (ii) disseminated, reproduced, recirculated, redistributed, published or advertised in any media, website or passed on to any other person, directly or indirectly, in whole or in part, for any purpose. If this document has been received in error, it must be returned immediately to the Company.

Any unauthorized use, disclosure or public dissemination of information contained herein is prohibited. No person is authorized to give any information or to make any representation not contained in or inconsistent with this presentation and if given or made, such information or representation must not be relied upon as having been authorized by any person. Failure to comply with this restriction may constitute a violation of the applicable securities laws. Neither this document nor any part or copy of it may be distributed, directly or indirectly, in the United States. The distribution of this document in certain jurisdictions may be restricted by law and persons into whose possession this presentation comes should inform themselves about and observe any such restrictions. Accordingly, any persons in possession of this document should inform themselves about and observe any such restrictions. By reviewing this presentation, you agree to be bound by the foregoing limitations. You further represent and agree that you are located outside the United States and you are permitted under the laws of your jurisdiction to receive this presentation. You may not repackage or sell the presentation. Information contained in a presentation hosted or promoted by the Group is provided "as is" without warranty of any kind, either expressed or implied, including any warranty of fitness for a particular purpose.

This presentation has not been approved and will not or may not be reviewed or approved by any statutory or regulatory authority in India or by any stock exchange in India. This presentation contains certain forward-looking statements relating to the business, financial performance, strategy, growth prospects and results of the Group and/or the future developments industry and the competitive and regulatory environment in the industry in which it operates. Forward-looking statements are statements concerning future circumstances and results, and any other statements that are not historical facts, sometimes identified by the words including, without limitation "believes", "expects", "predicts", "intends", "projects", "plans", "estimates", "aims", "foresees", "anticipates", "targets", and similar expressions. The forward-looking statements, including those cited from third party sources, contained in this presentation are based on numerous assumptions and are uncertain and subject to risks. A multitude of factors including, but not limited to, changes in demand, competition and technology, can cause actual events, performance or results to differ significantly from any anticipated development. Neither the Group nor its affiliates or advisors or representatives nor any of its or their parent or subsidiary undertakings or any such person's officers or employees guarantees that the assumptions underlying such forward-looking statements are free from errors nor does either accept any responsibility for the future accuracy of the forward-looking statements contained in this presentation or the actual occurrence of the forecasted developments. Forward-looking statements speak only as of the date of this presentation and are not guarantees of future performance. As a result, the Group expressly disclaims any obligation or undertaking to release any update or revisions to any forward-looking statements in this presentation as a result of any change in expectations or any change in events, conditions, assumptions or circumstances on which these forward-looking statements are based. Given these uncertainties and other factors, viewers of this presentation are cautioned not to place undue reliance on these forward-looking statements. Certain numbers in these presentations and materials have been subject to routine rounding off and accordingly figures shown as total in tables and diagrams may not be an arithmetic aggregation of the figures that precede them.

The information contained in this presentation and materials are only current as of the dates specified herein and have not been independently verified. None of the Group, its directors, promoter or affiliates, nor any of its or their respective employees, advisers or representatives or any other person accepts any responsibility or liability whatsoever, whether arising in tort, contract or otherwise, for any errors, omissions or inaccuracies in such information or opinions or for any loss, cost or damage suffered or incurred howsoever arising, directly or indirectly, from any use of this presentation or its contents or otherwise in connection with this presentation, and makes no representation or warranty, express or implied, for the contents of this presentation including its accuracy, fairness, completeness or verification or for any other statement made or purported to be made by any of them, or on behalf of them, and nothing in this presentation or at this presentation shall be relied upon as a promise or representation in this respect, whether as to the past or the future.

Past performance is not a guide for future performance. The Group undertakes no obligation to update or revise any information in this presentation as a result of new information, future events or otherwise. Any person/ party intending to provide finance/ invest in the shares/ businesses of the Group shall do so after seeking their own professional advice and after carrying out their own due diligence procedure to ensure that they are making an informed decision. Further, you will be solely responsible for forming your own view of the potential future performance of the business of the Company.

This presentation includes certain industry data and projections that have been obtained from industry publications and surveys. Industry publications and surveys and forecasts generally state that the information contained therein has been obtained from sources believed to be reliable, but there is no assurance that the information is accurate or complete. Neither the Company nor any of its advisors or representatives have independently verified any of the data from third-party sources or ascertained the underlying economic assumptions relied upon therein. All industry data and projections contained in this presentation are based on data obtained from the sources cited and involve significant elements of subjective judgment and analysis, which may or may not be correct. For the reasons mentioned above, you should not rely in any way on any of the projections contained in this presentation for any purpose.

This presentation is not a prospectus, a statement in lieu of a prospectus, an offering circular, an advertisement or an offer document under the Companies Act, 2013, as amended, the Securities and Exchange Board of India (Issue of Capital and Disclosure Requirements) Regulations, 2018, as amended, or any other applicable law in India. This presentation is not an offer to sell or a solicitation of any offer to buy the securities of the Company in the United States or in any other jurisdiction where such offer or sale would be unlawful. Securities may not be offered, sold, resold, pledged, delivered, distributed or transferred in to or within the United States absent registration under the United States Securities Act of 1933, as amended (the "Securities Act"), except pursuant to an exemption from, or in a transaction not subject to, the registration requirements of the Securities Act and in compliance with any applicable securities laws of any state or other jurisdiction of the United States. Any public offering of securities to be made in the United States will be made by means of a prospectus that may be obtained from the issuer and that will contain detailed information about the issuer and management, as well as financial statements. The Company's securities have not been and will not be registered under the Securities Act and will not be offered to the public in the United States.

The distribution of these materials in certain jurisdictions may be restricted by law and persons into whose possession these materials come should inform themselves about and observe any such restrictions. By accessing this presentation, you accept this disclaimer and any claims arising out of or in connection with this presentation shall be governed by the laws of India and only the courts in the concerned state in India and no other courts shall have jurisdiction over the same.



1 EXECUTIVE SUMMARY



1 EXECUTIVE SUMMARY

BUSINESS SEGMENTS:



PHARMA BUSINESS
API+RX+CONSUMER

73%

SHARE OF PHARMA
BUSINESS



MEDICAL DEVICES
POINT OF CARE

27%

SHARE OF MEDICAL
DEVICES



**FY
25**



1 EXECUTIVE SUMMARY:

COMPANY POSITIONING:



COMMITMENT &
CREDIBILITY

#1

MARKET LEADERS IN
6 APIS

80

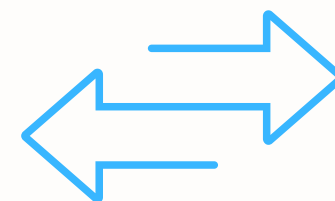
EXPORTING TO OVER 80
COUNTRIES

72%

REVENUE SHARE OF API
FROM EXPORT

#1

MARKET LEADERS IN
GLUCO AND BP METERS



FULLY INTEGRATED MFG.
FOR MEDICAL DEVICES

Rx

INCREASING SHARE OF
FORMULATION BUSINESS



STRONG PORTFOLIO OF
CONSUMER HEALTH

FY
25

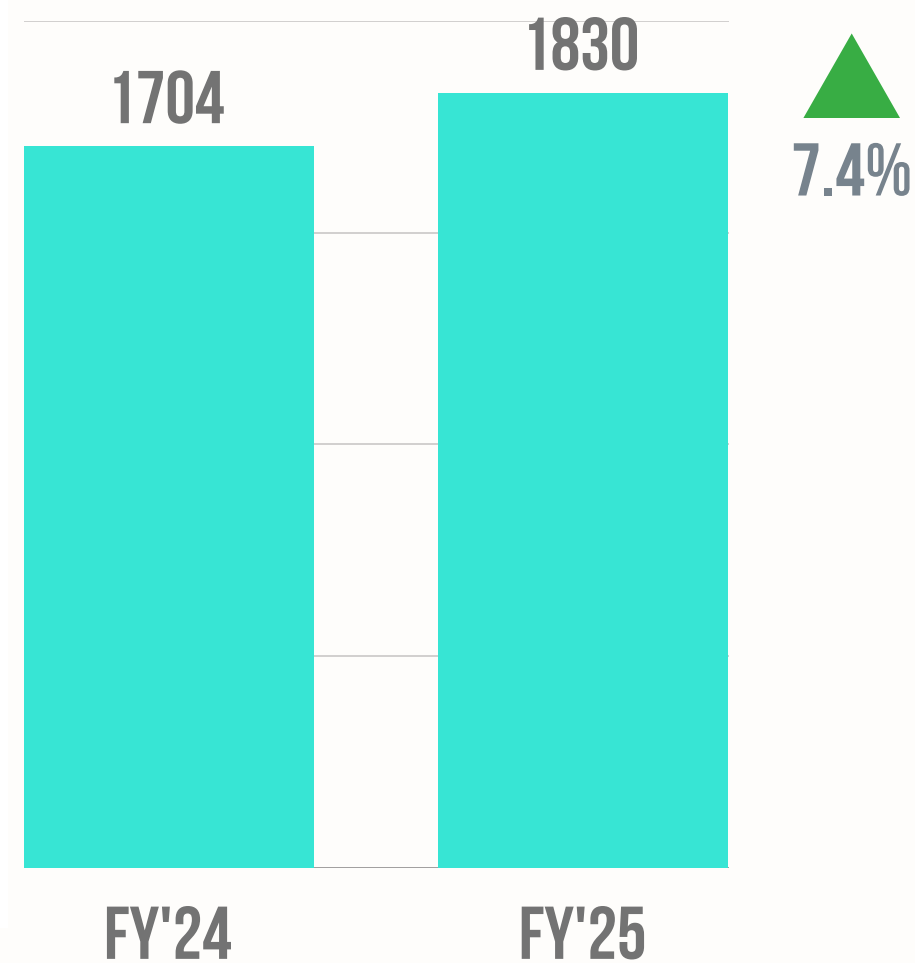


1 EXECUTIVE SUMMARY

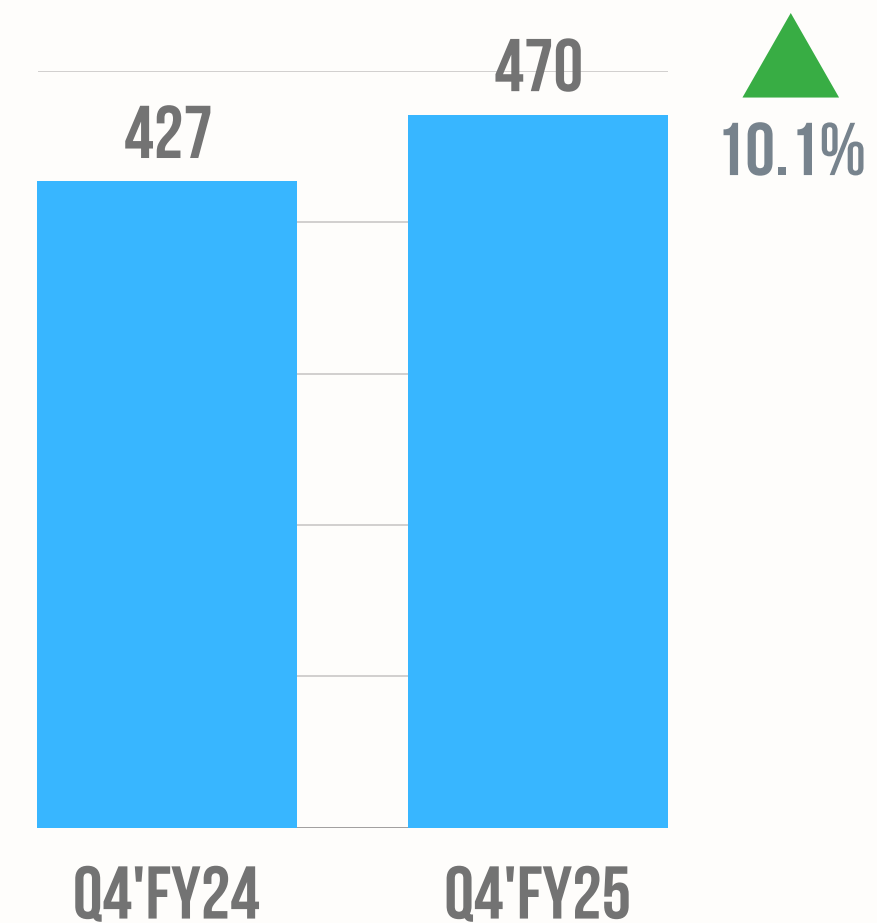
CONSOLIDATED REVENUE:



ANNUAL REVENUE
RS. IN CRORES



QUARTERLY REVENUE
RS. IN CRORES



FY
25



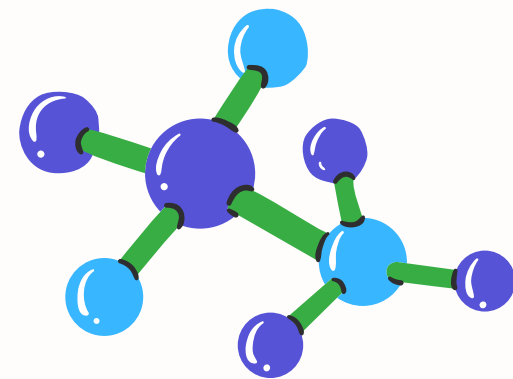
2 PHARMA BUSINESS



2 PHARMA BUSINESS



API & FORWARD INTEGRATION:



API
B2B BUSINESS

73%

SHARE OF PHARMA
BUSINESS



RX
MEDICINES



CONSUMER
HEALTH

27%

SHARE OF MEDICAL
DEVICES

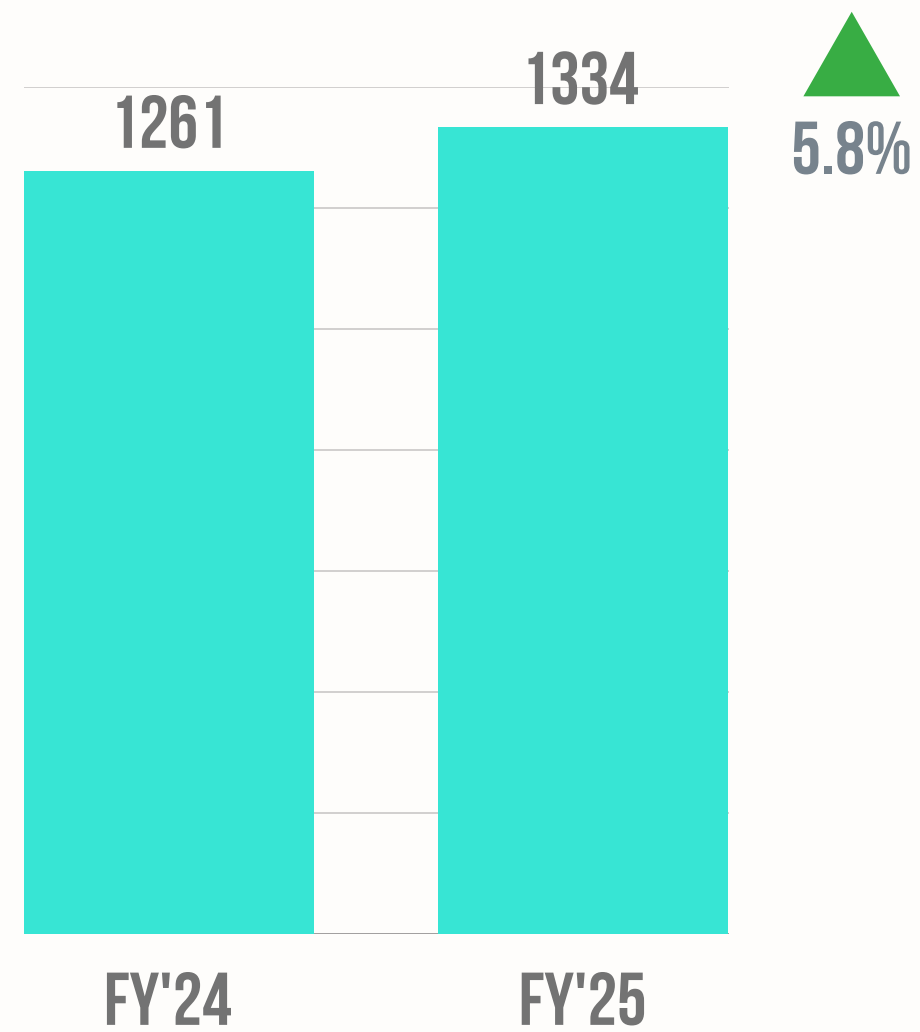
FY
25



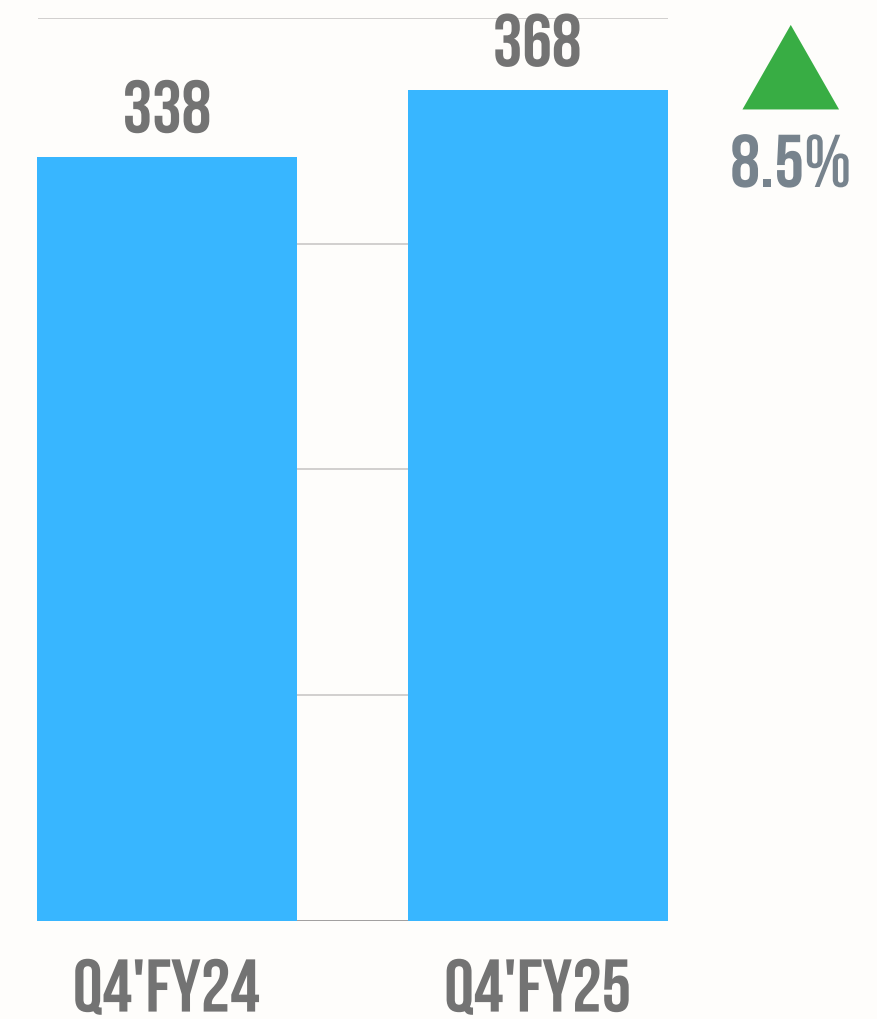
2 PHARMA BUSINESS

TOTAL PHARMA REVENUE :

ANNUAL REVENUE
RS. IN CRORES



QUARTERLY REVENUE
RS. IN CRORES



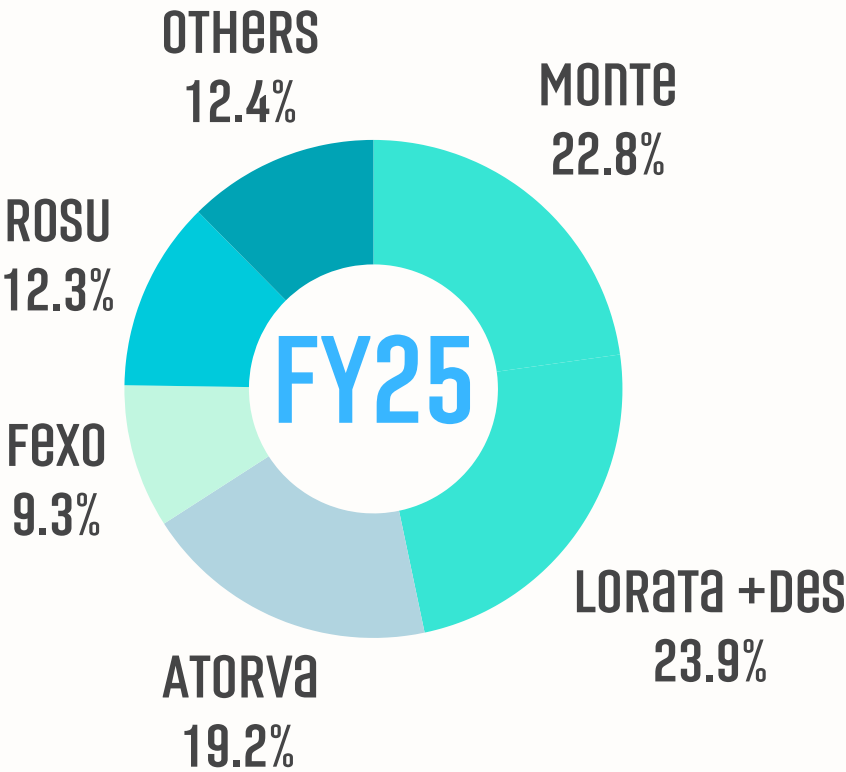


2 PHARMA BUSINESS/API

MARKET LEADERSHIP:

<u>PRODUCT</u>	<u>RANK</u>	<u>EXPORT* SHARE</u>
LORATADINE	#1	81%
DESLORATADINE	#1	66%
MONTELUKAST	#1	77%
ATORVASTATIN	#4	30%
ROSUVASTATIN	#4	30%
FEXOFENADINE	#3	30%

PRODUCT SHARE



API REVENUE SPLIT FY'25

**Morepen export share from India as data as per export data*



2 PHARMA BUSINESS/API



NEW PRODUCTS LAUNCHED*:



DIABETICS

- SITAGLIPTIN
- LINAGLIPTIN
- DAPAGLIFLOZIN
- EMPAGLIFLOZIN
- SAXAGLIPTIN
- ERTUGLIFLOZIN

CARDIAC

- APIXABAN
- EDOXABAN
- RIVAROXABAN
- OLMESARTAN
- TICAGRELOR 
- BEMPEDOIC ACID 

OTHER

- RESMETIROM 
- VONOPRAZAN
- VORTIOXETINE
- BEXPIPRAZOLE

**Not available for sales in the countries with valid patent*



2 PHARMA BUSINESS/API

PRODUCT PIPELINE*:

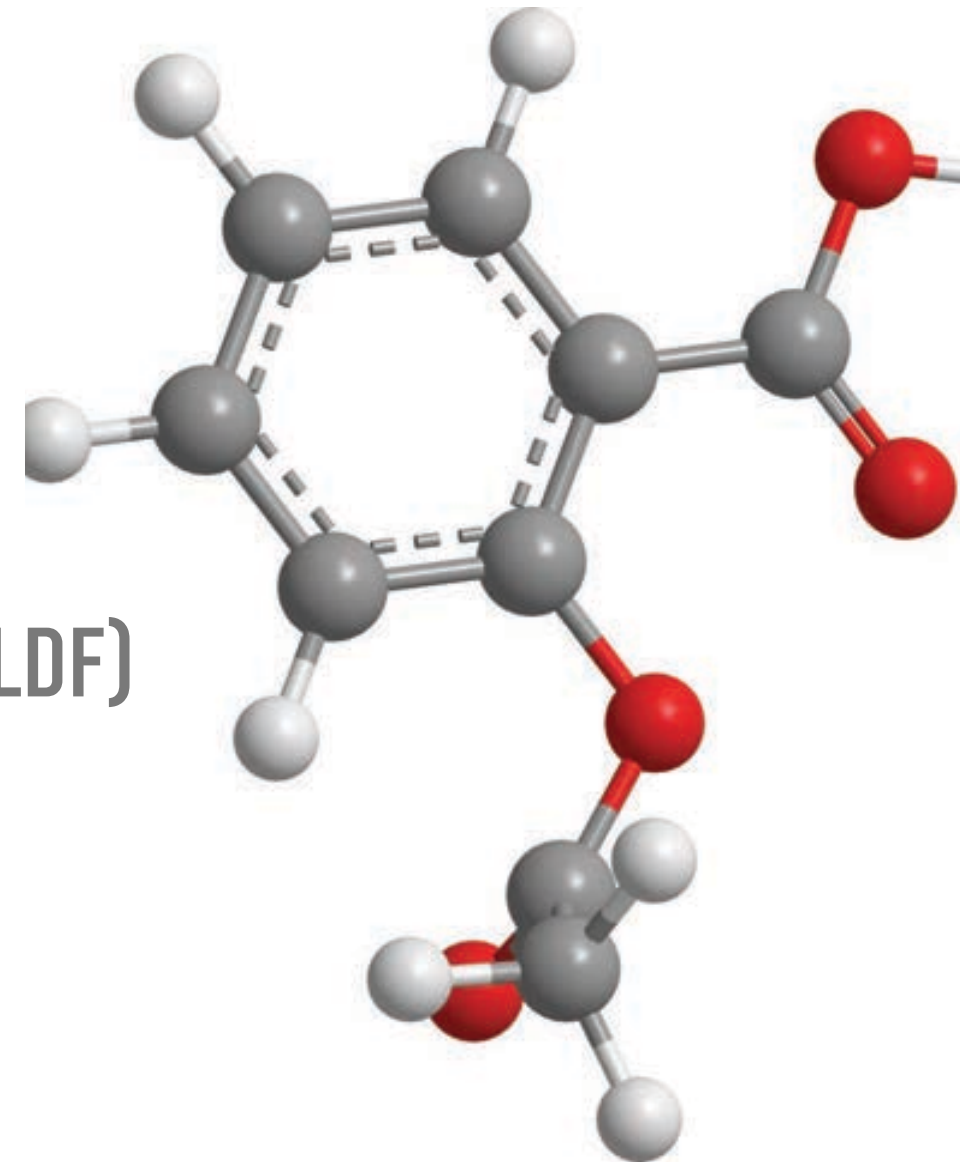
PILOT SCALE

- BARICITINIB
- TAFAMIDIS
- BILASTINE
- FINERENONE
- RUPATADINE
- CARIPRAZINE

U/ DEVELOPMENT

- CENOBAMATE
- LISDEXAMFETAMINE (LDF)
- MAVACAMTEN
- VIBEGRON
- UPADACITINIB
- FEZOLINETANT

**Not available for sales in the countries with valid patent*

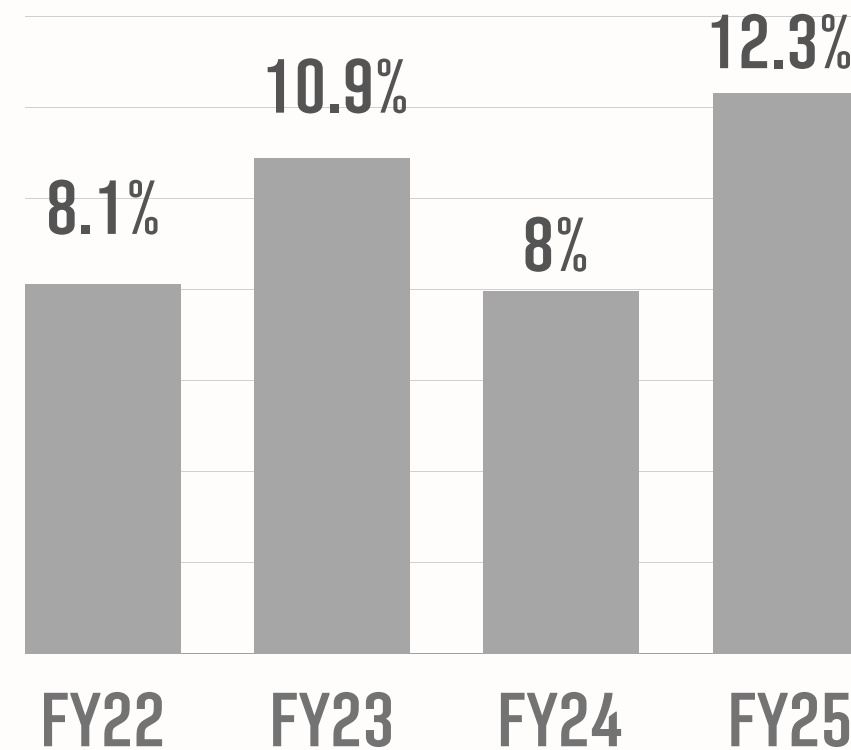




2 PHARMA BUSINESS/API

NEW PRODUCTS:

REVENUE SHARE



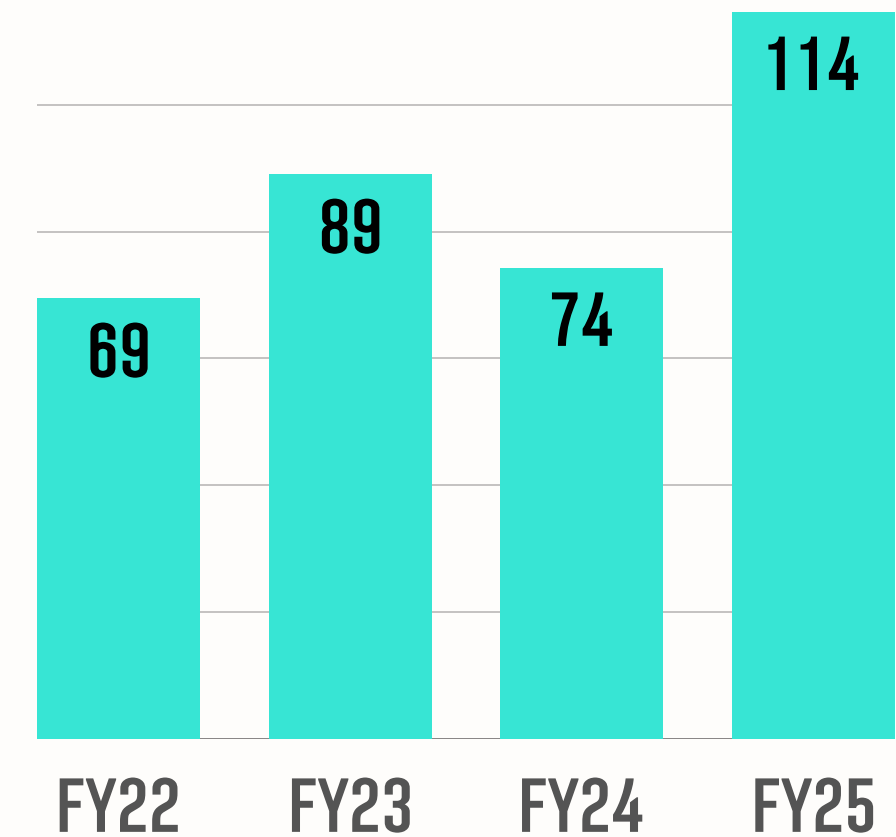
4.2%

INCREASE IN REVENUE
CONTRIBUTION OVER 3 YEARS



NEW PRODUCT REVENUE

RS. IN CRORES



65%

INCREASE IN NEW PRODUCTS
REVENUE OVER 3 YEARS

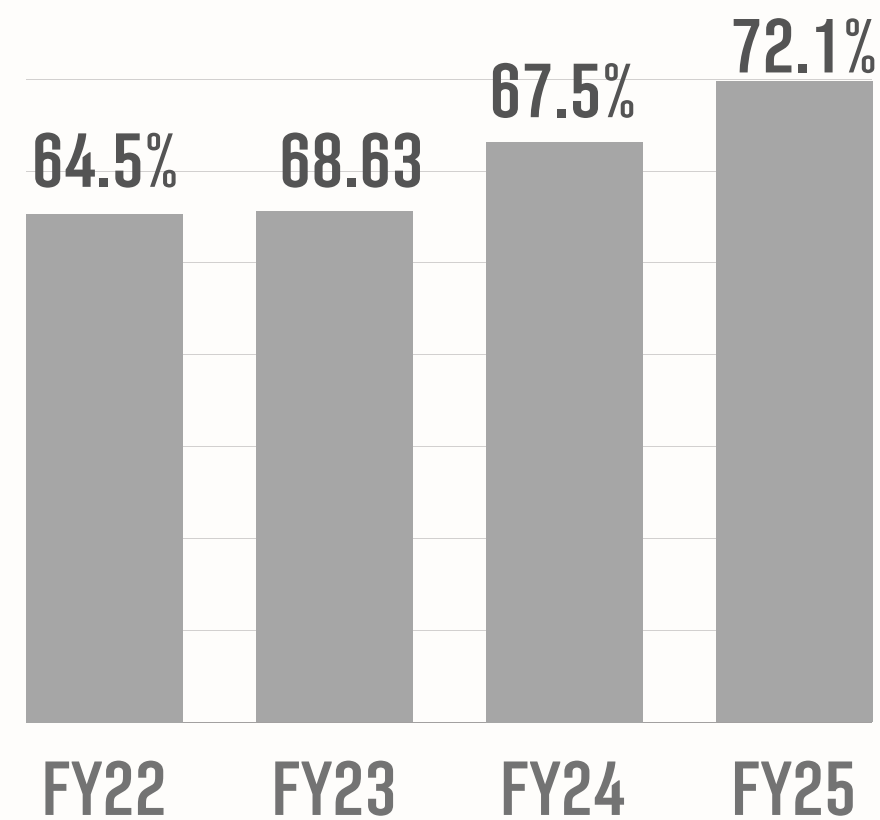
FY
25

2 PHARMA BUSINESS/API

INCREASING FOCUS ON EXPORT



EXPORT SHARE (API)

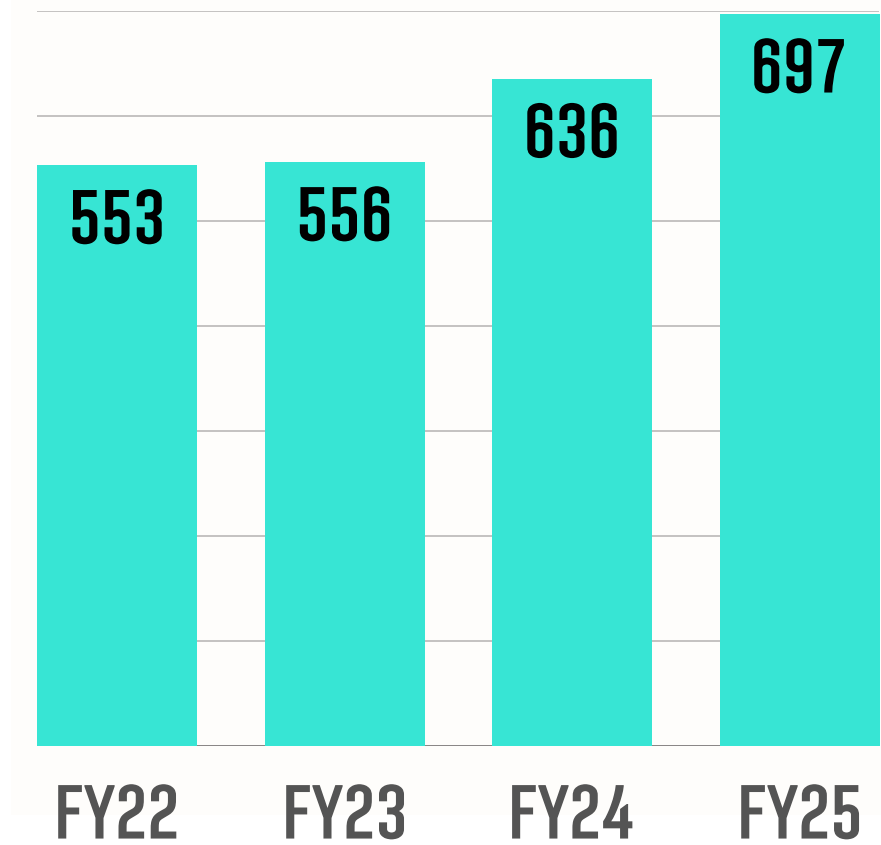


7.6%

INCREASE IN EXPORT
CONTRIBUTION IN 3 YEARS

EXPORT REVENUE

RS. IN CRORES



26%

INCREASE IN EXPORT
REVENUE IN 3 YEARS

FY
25

2 PHARMA BUSINESS/API

STRONG EXPORT NETWORK:

80

EXPORTING TO OVER 80 COUNTRIES

500

TOP NOTCH CUSOTMERS WORLDWIDE

60%

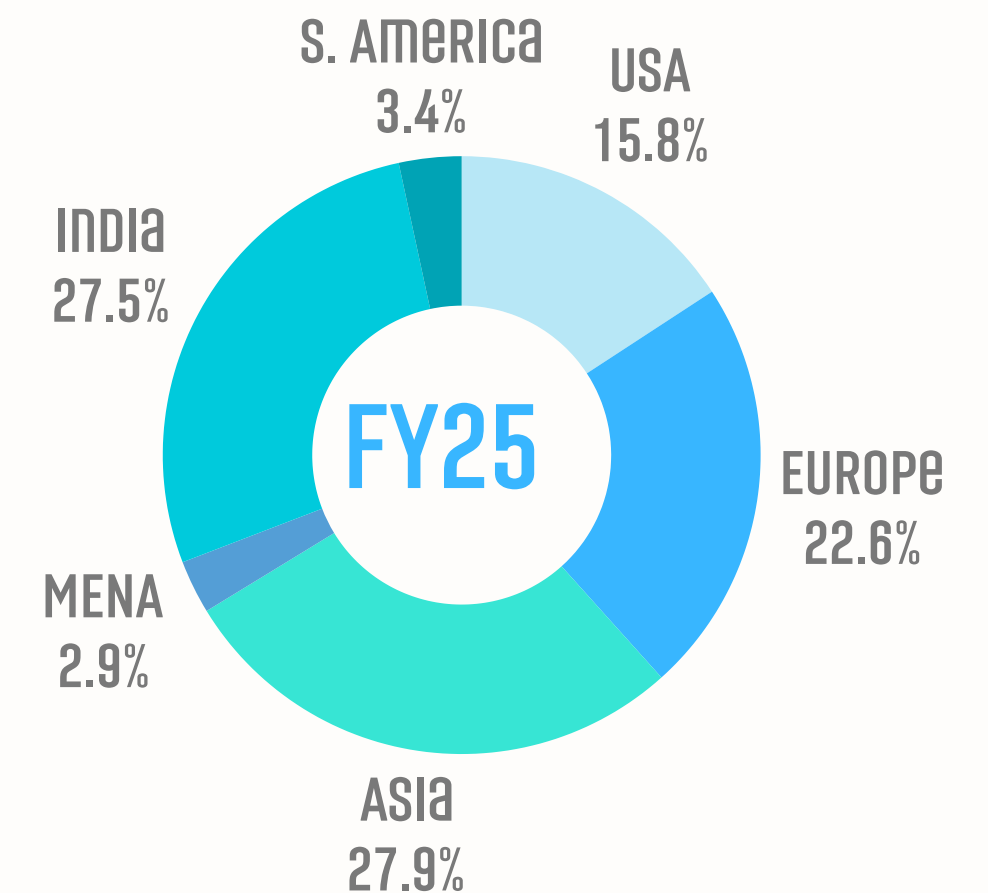
BUSINESS COMES FROM REPEAT CUSOTMERS



EXPERIENCED SALES TEAM FOR ALL REGIONS



CONTINENT-WISE SHARE



FY 25

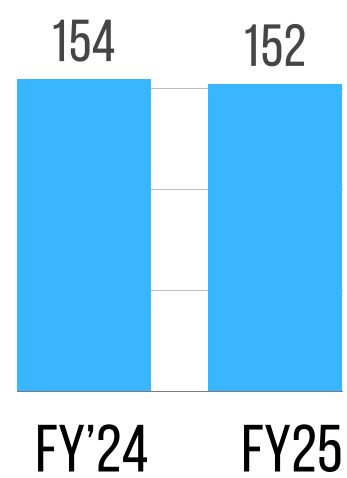
2 PHARMA BUSINESS/API



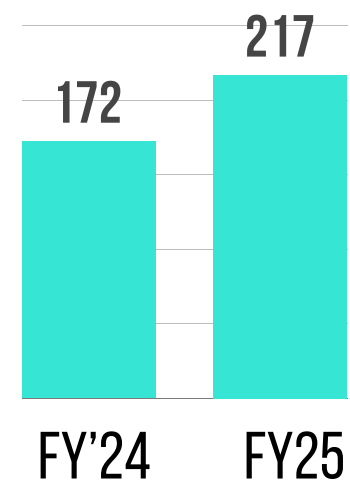
REGION WISE PERFORMANCE:

RS. IN CRORES

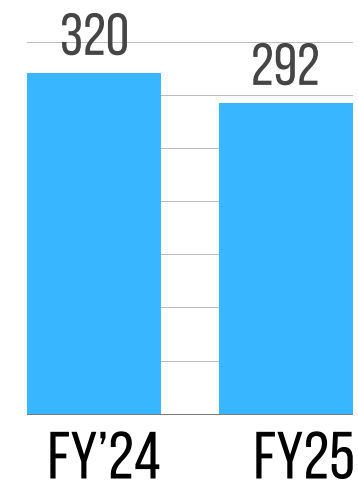
USA



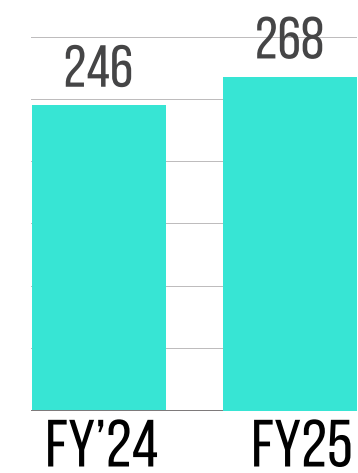
EUROPE



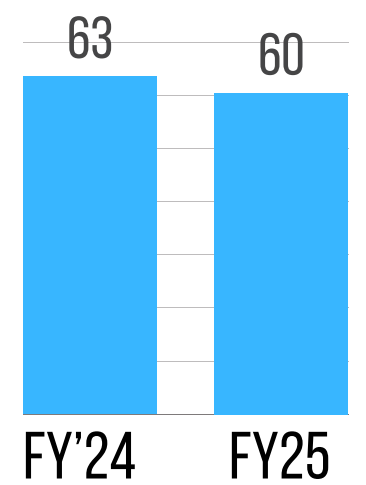
INDIA*



APAC



MENA & OTHER



FY
25

*Including other income

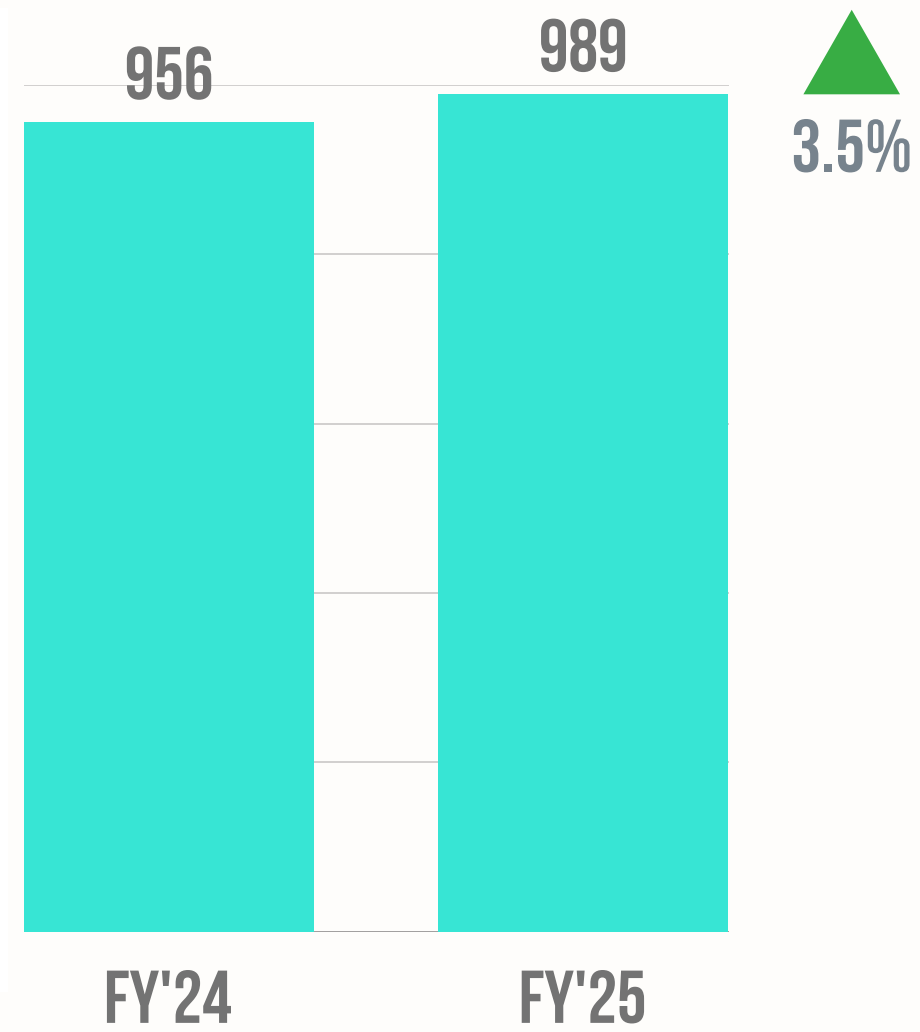


2 PHARMA BUSINESS/API

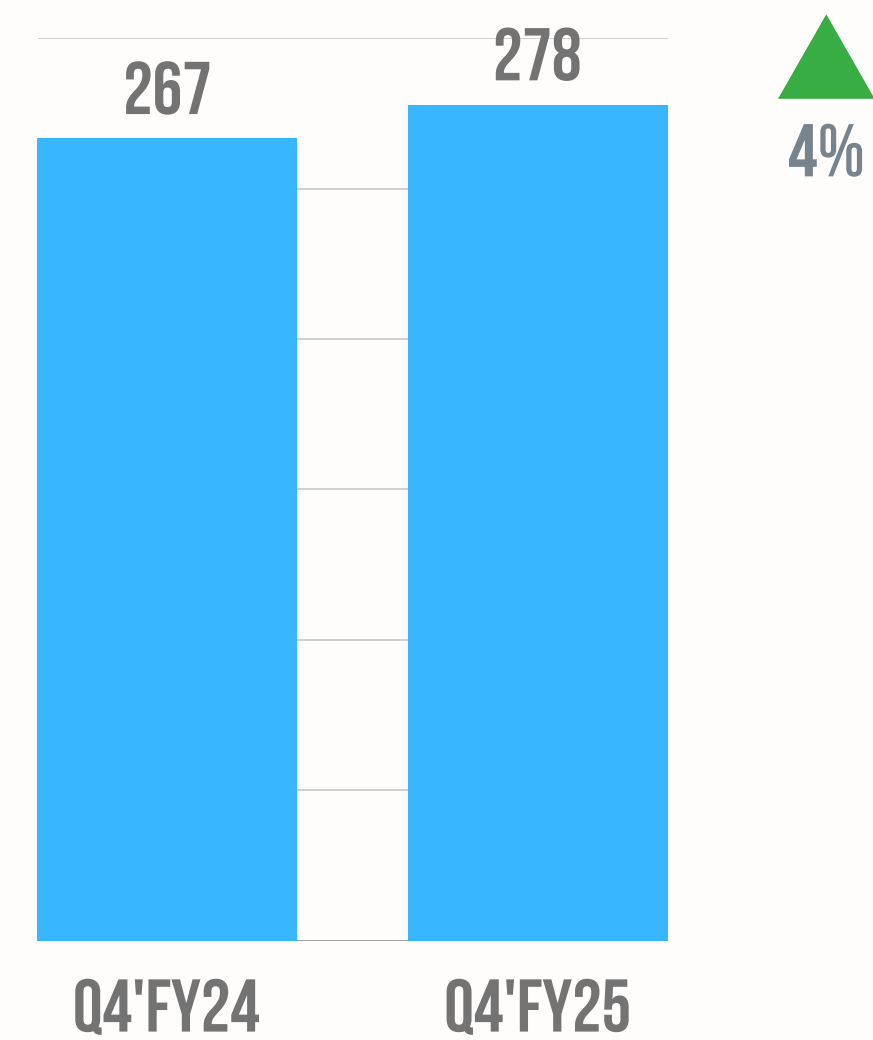
API REVENUE :



ANNUAL REVENUE
RS. IN CRORES



QUARTERLY REVENUE
RS. IN CRORES



FY
25

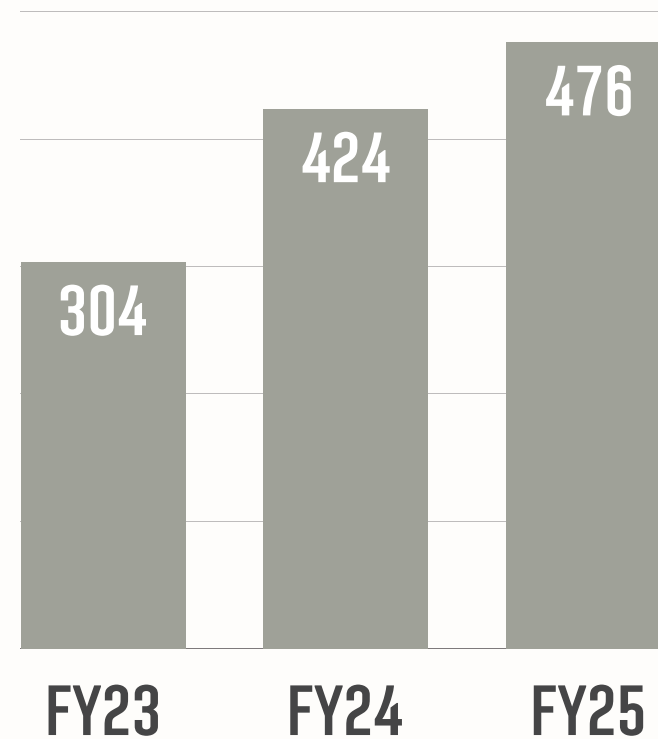


2 PHARMA BUSINESS/API



INCREASING SALES VOLUMES :

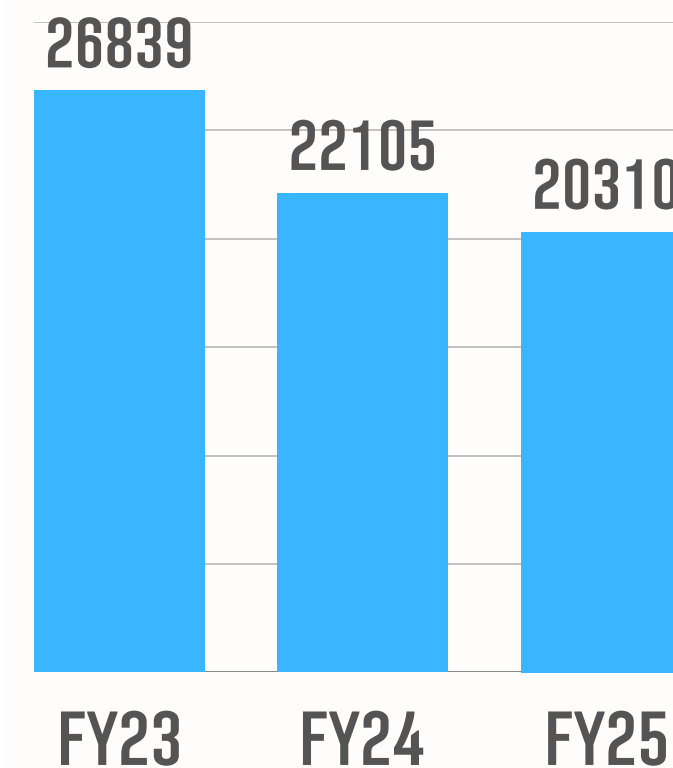
SALES QUANTITY (MT)



57%

INCREASE IN QUANTITY SOLD
IN 2 YEARS

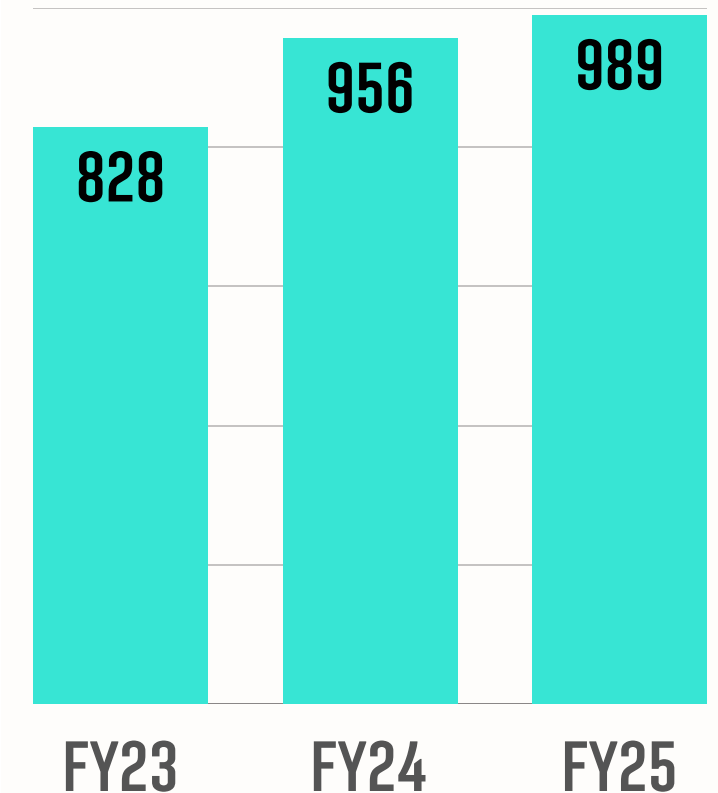
AVERAGE SALES PRICE (INR)



-24%

DECREASE IN SALES PRICE
IN 2 YEARS

REVENUE* (RS IN CRORES)




19%

INCREASE IN NET SALES
REVENUE IN 3 YEARS

**Including other income*

FY
25



2 PHARMA BUSINESS/API



INSTALLED API CAPACITY:

CAPACITIES

FY23

314 KL

FY24

403 KL

FY25

514 KL



PLANNED FOR FY26

600 KL

91% UP

FY
25



2 PHARMA BUSINESS/ API

INTELLECTUAL PROPERTY:

168

WORLDWIDE PATENTS
FILED

55

R&D SCIENTISTS IN
THE R&D LAB

325

DRUG MASTER FILES
WORLDWIDE

27

US DMFS AND EUROPE
CEPS

48


NEW MOLECULES
DEVELOPED

NIL

'483' OBSERVATION* FOR LAST
THREE USFDA INSPECTIONS

30

NEW RX PRODUCTS
DEVELOPED AND
LAUNCHED



ENHANCED CHEMISTRY
SKILLS



FY
25

2 PHARMA BUSINESS/API

REGULATORY APPROVALS:



UNITED STATES



EUROPE



JAPAN



BRAZIL



CHINA



KOREA



INDIA WHO GMP



ISO 13485
(MED DEVICES)



FY
25



2 PHARMA BUSINESS/RX & OTC

INCREASED FOCUS ON B2C

29%

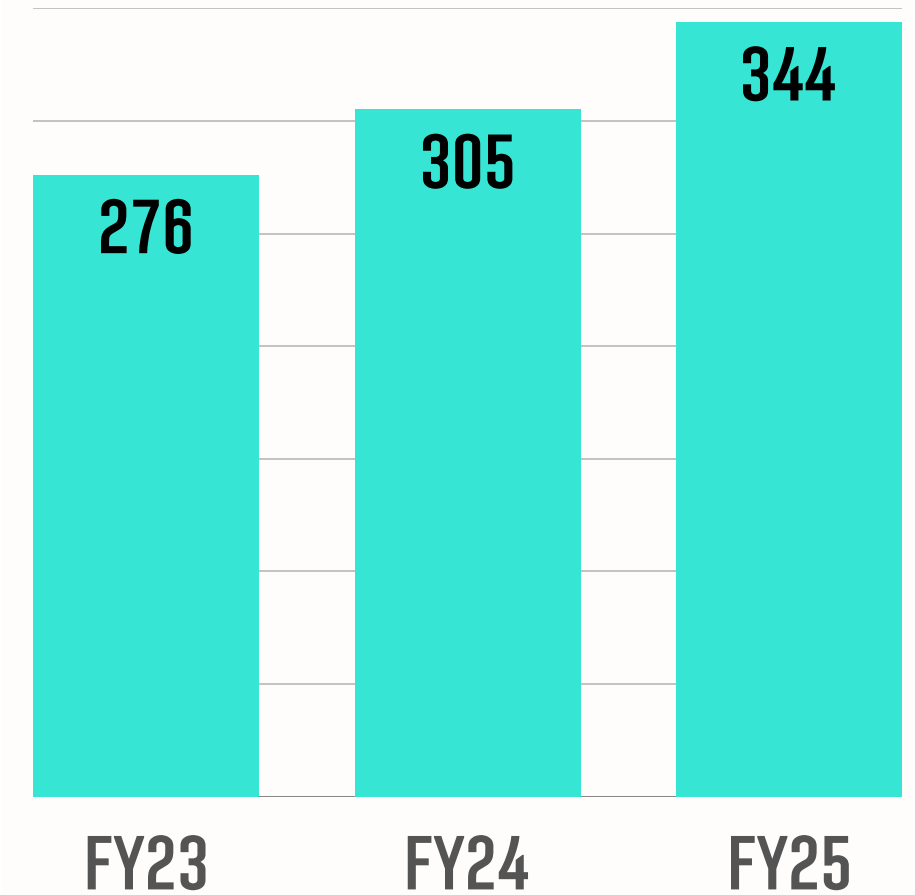
INCREASE IN REVENUE IN
Q4'FY25

21%

INCREASE IN FORMULATION
REVENUE IN 2 YEARS



RS. IN CRORES



FY
25



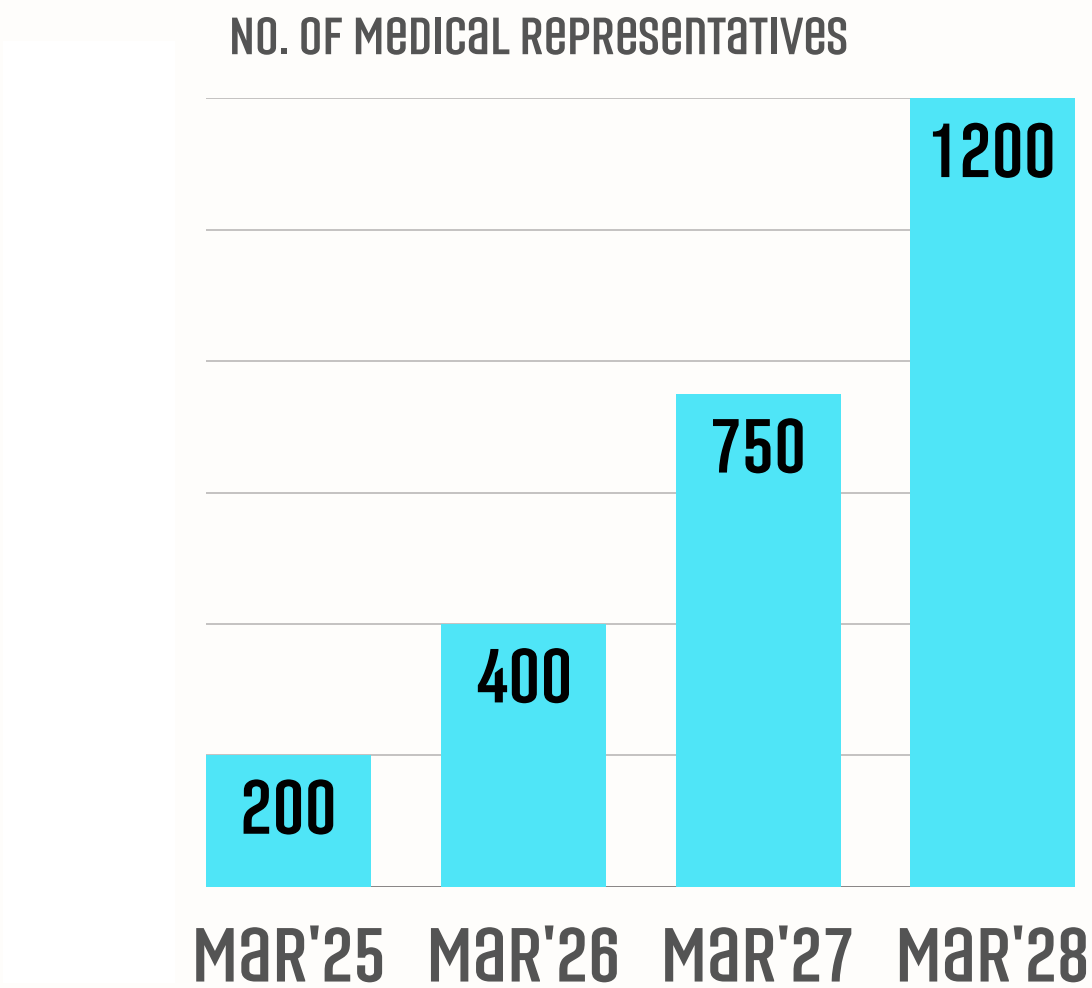
2 PHARMA BUSINESS/RX & OTC



TO ADD 1000 MEDICAL REPRESENTATIVES IN 3 years

200
MEDICAL REPRESENTATIVES
as on MARCH 2025

400
MEDICAL REPRESENTATIVES
PLANNED BY MARCH 26

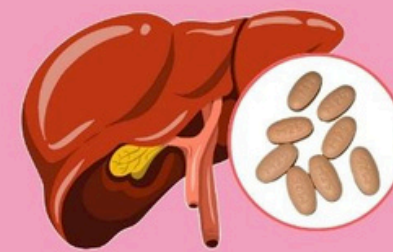


2 PHARMA BUSINESS/RX & OTC



FIRST TIME IN INDIA- RESTENTIROM

- DEVELOPED IN-HOUSE BY THE MOREPEN R&D TEAM
- GOT CDSCO APPROVAL FOR CONDUCTING BIO STUDIES
- GETTING READY TO CONDUCT BIOEQUIVALENCE STUDIES
- GLOBAL LAUNCH AFTER THE REQUISITE APPROVALS IS PLANNED
- OPEN FOR MARKETING PARTNERS WORLDWIDE



**Morepen gets
CDSCO nod for
Liver Drug BE
studies**

MOREPEN
The Joy Of Growing Together

*“Among the first few companies
in India getting ready for the
Global Launch”*

**Morepen to conduct BE studies
for Restmetirom tablets - a new
unique drug for non-alcoholic
fatty liver**



2 PHARMA BUSINESS/RX & OTC



TOP RX PRODUCTS

ANTI INFECTIVE

Saltum[®] Cefopen[™] Klarim[®]

GASTROINTESTINAL

DOM-DT **Intebact**[®] **UdoFix** **ACiFiX** **AciFix**^{RAFT} SUSPENSION

MULTI VITAMIN

Rythmix[®] **KOMPACT**[®] **LycoMore**[™] Syrup

CARDIO DIABETIC

Ticapen[®] **Apixamore**[™] **Empamore**[™]

2 PHARMA BUSINESS/RX & OTC

TOP OTC PRODUCTS (TRADE)



BURNOL



LEMOLATE



PAIN-X



SEXUAL WELLNESS



ACIDITY X



ORAL HEALTH



ORS RANGE



FEVER-X

FY
25

2 PHARMA BUSINESS/RX & OTC

TOP OTC PRODUCTS (ONLINE)



WEIGHT Mangement



OMEGA-3



SEXUALL WELLNESS



SEXUAL WELLNESS



COD LIVER



BIOTIN



SKIN COLLAGEN



MULTIVITAMINS

FY 25

2 PHARMA BUSINESS/RX & OTC

TOP OTC PRODUCTS (NUTRITION)



WHEY PROTEIN



TURBO WHEY PROTIEN



PRE WORKOUT



RAPTOR



ISOTONIC



EAA +BCAA



3 MEDICAL DEVICES



3 MEDICAL DEVICES

MARKET LEADERSHIP:



#1

MARKET LEADERS FOR
BLOOD GLUCOSE METERS

#1

MARKET LEADERS FOR
BP MONITORS

25 yr

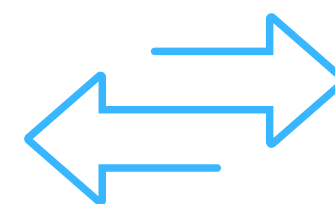
OF FOCUSED CUSTOMER
SERVICE



OWN MANUFACTURING
SINCE 10 YEARS

14m

14 MILLION METERS INSTALLED,
REPEAT CUSTOMERS



FULLY BACKWARD INTEGRATED
SUPPLY CHAIN



ALL INDIA DISTRIBUTION
AND SERVICE

ISO

ISO-13485 APPROVED
FACILITIES

FY
25



3 MEDICAL DEVICES

TOP SELLING PRODUCTS:



BLOOD GLUCOSE METERS



BP MONITORS



NEBULISERS



THERMOMETERS



ORTHO SUPPORTS



STETHOSCOPE



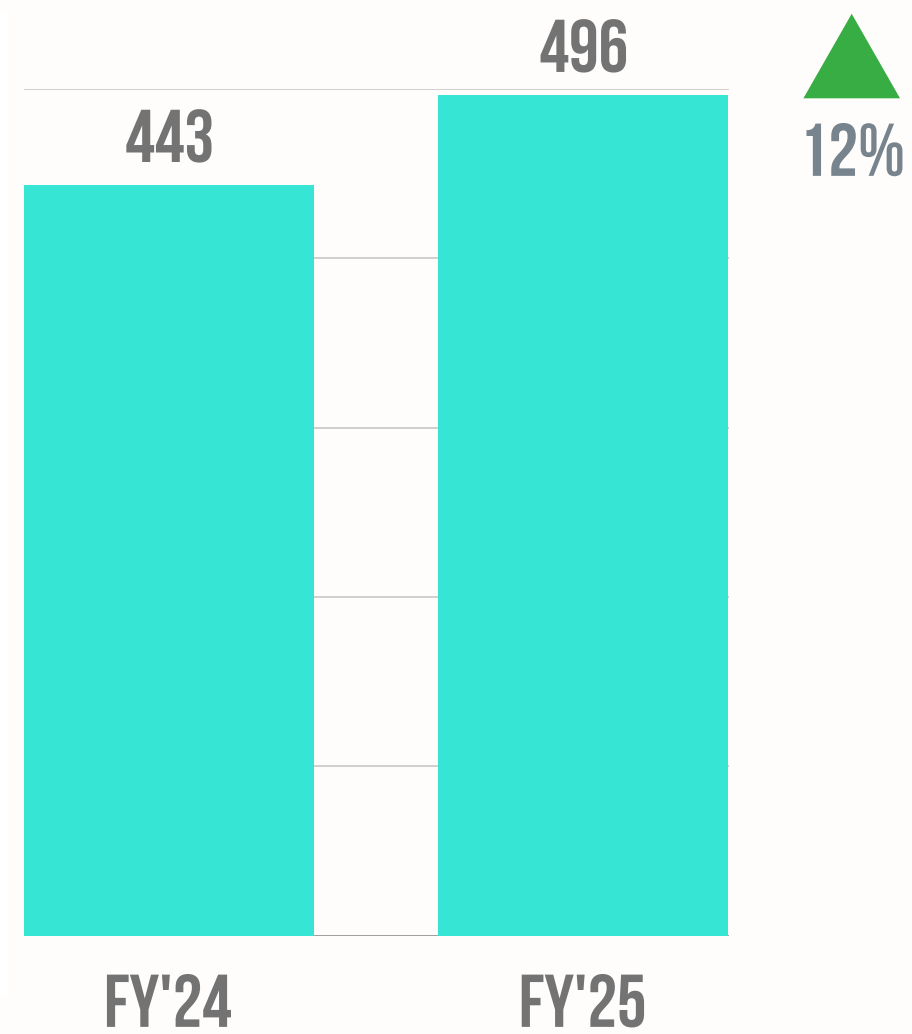
PREGNANCY KITS



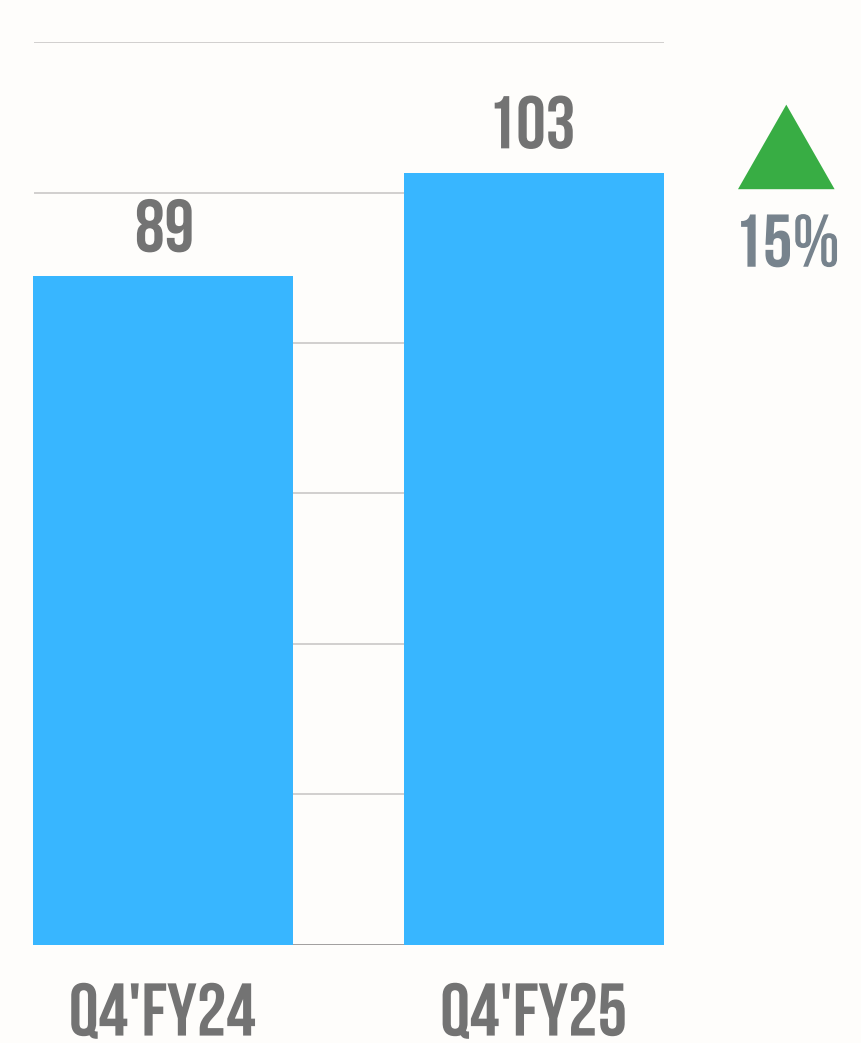
3 MEDICAL DEVICES

TOTAL REVENUE :

ANNUAL REVENUE
RS. IN CRORES



QUARTERLY REVENUE
RS. IN CRORES



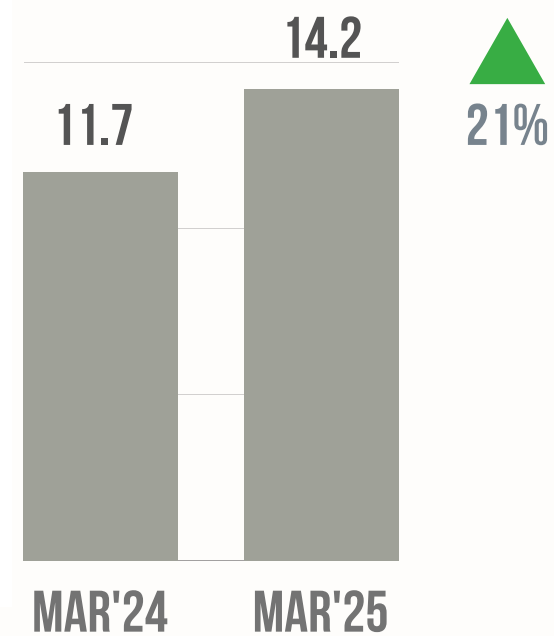


3 MEDICAL DEVICES

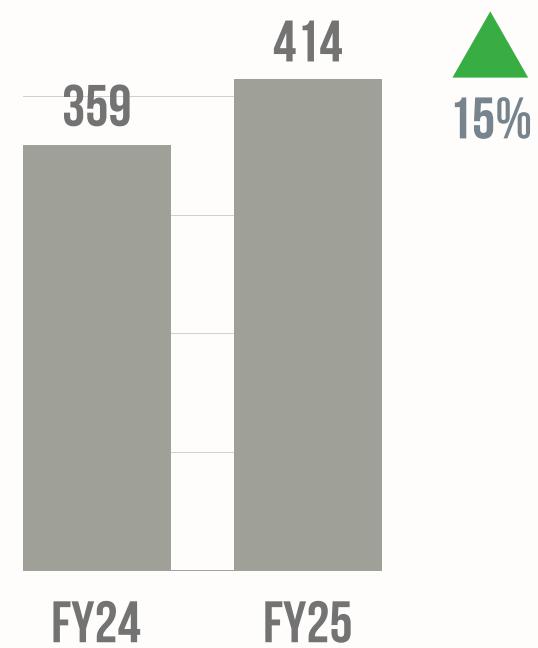
GLUCOMETER REVENUE :



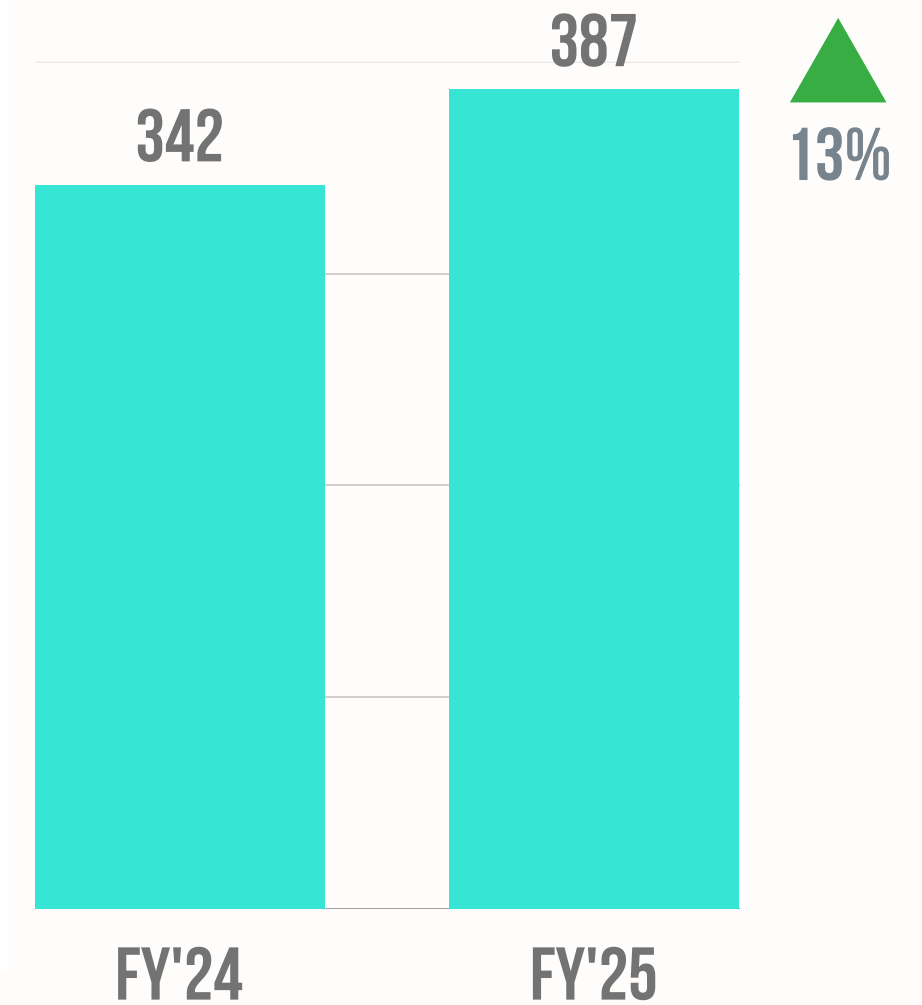
CUMULATIVE
METER BASE
(millions)



NO. OF STRIPS
SOLD
(millions)



ANNUAL REVENUE
RS. IN CRORES

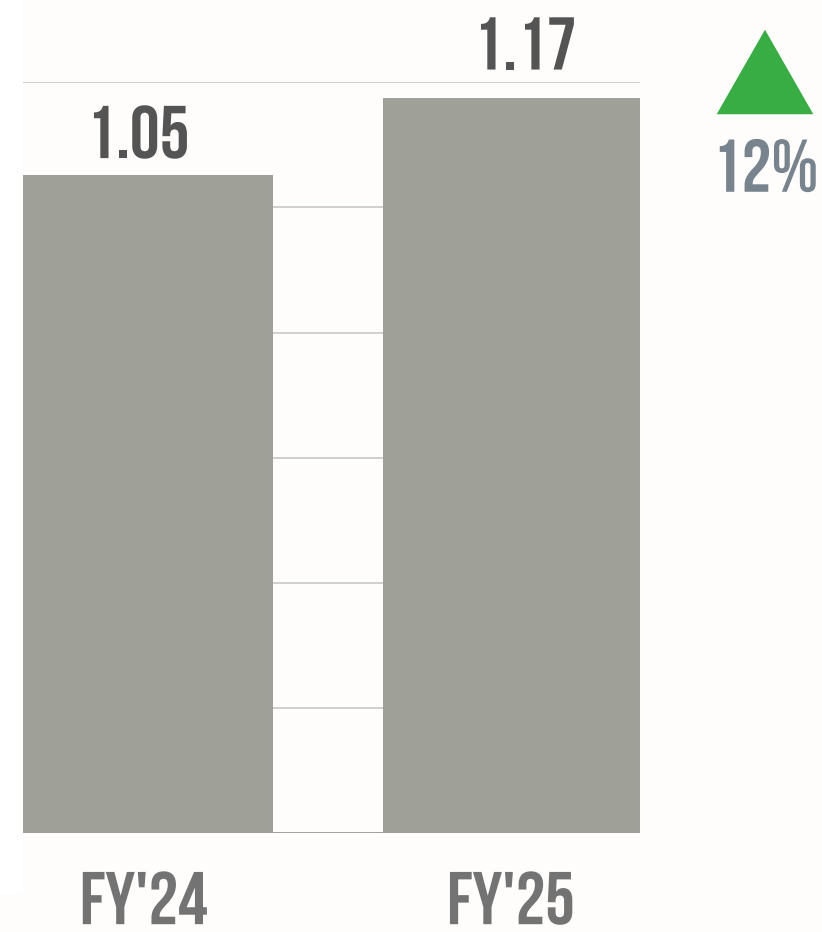


FY
25

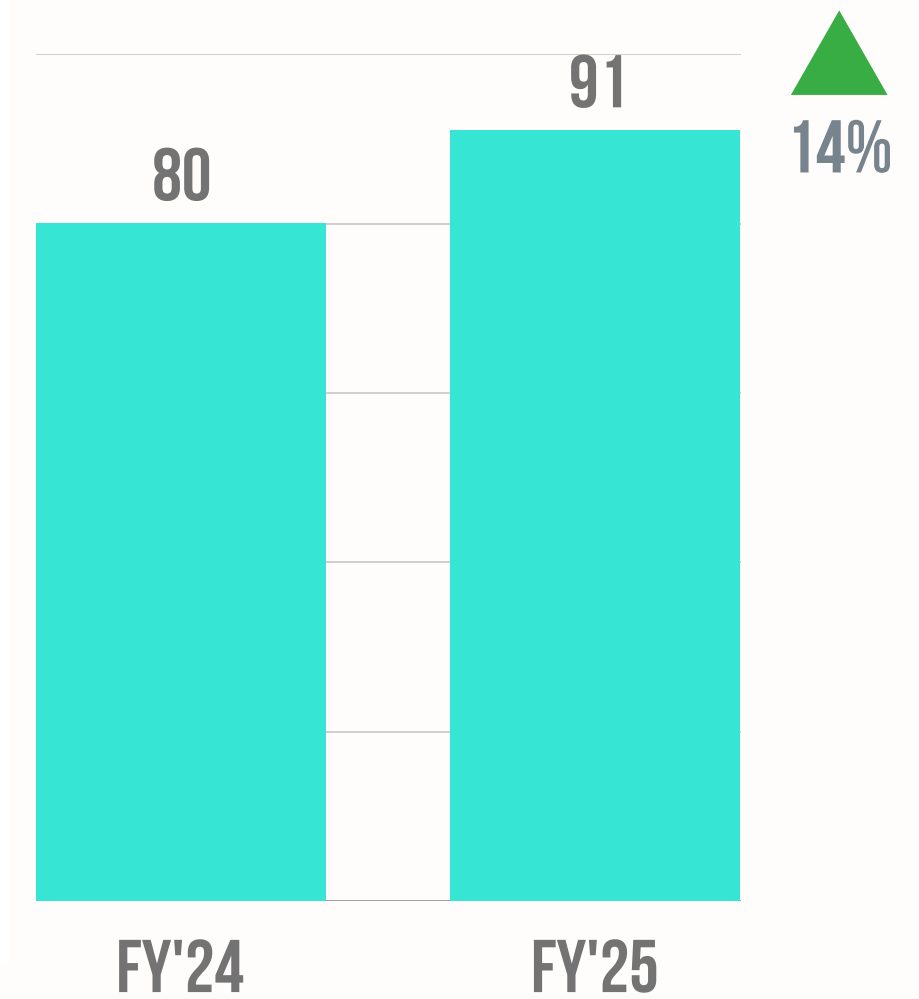
3 MEDICAL DEVICES

BP MONITOR REVENUE :

NO. OF BP METERS SOLD
(millions)



ANNUAL REVENUE
RS. IN CRORES



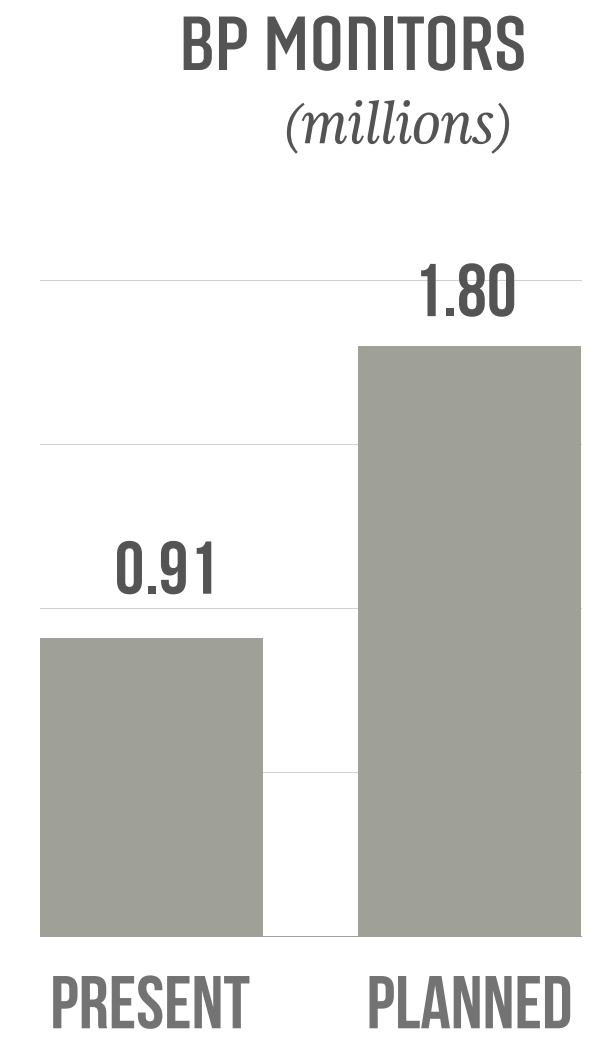
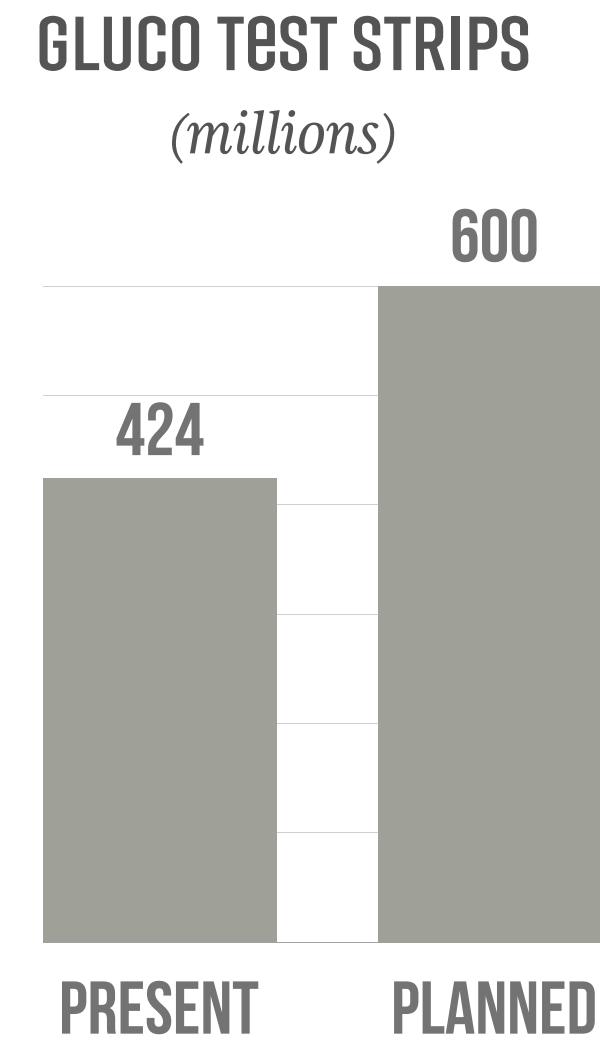
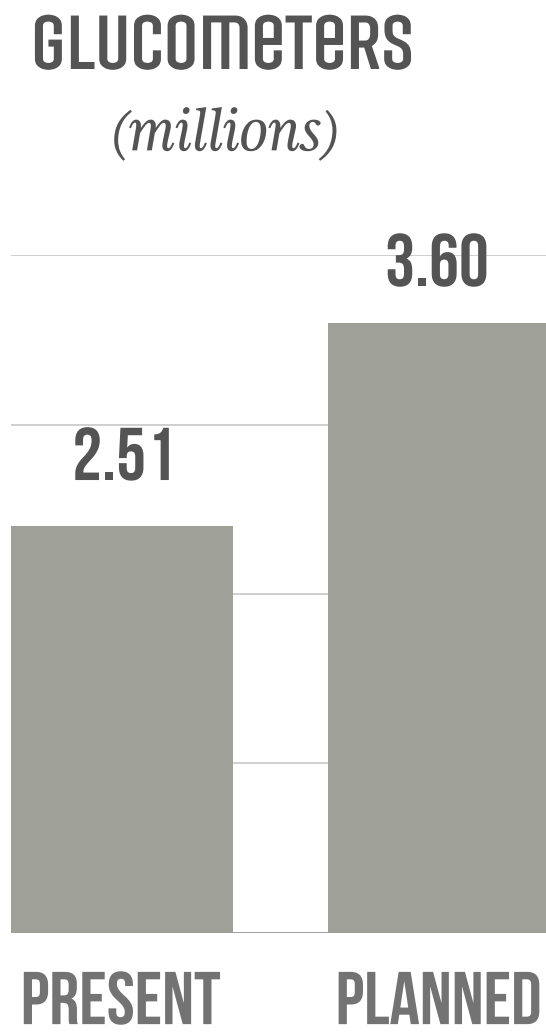


3 MEDICAL DEVICES

CAPACITY EXPANSION:



NO. OF UNITS PER ANNUM





3 MEDICAL DEVICES

GROWTH DRIVERS:




INCREASING HEALTH
AWARENESS



GROWING HEALTH
CONCERNS



HIGHER DISPOSABLE
INCOME



ADVANCED PRODUCTS
AND TREATMENTS

\$234bn

GLOBAL MEDICAL DEVICES
MARKET BY 2032

12.7%

CAGR GROWTH RATE

212m

HIGHEST DIABETIC
POPULATION IN INDIA

62%

REMAIN UNDIAGNOSED
AND UNTREATED

FY
25



3 MEDICAL DEVICES

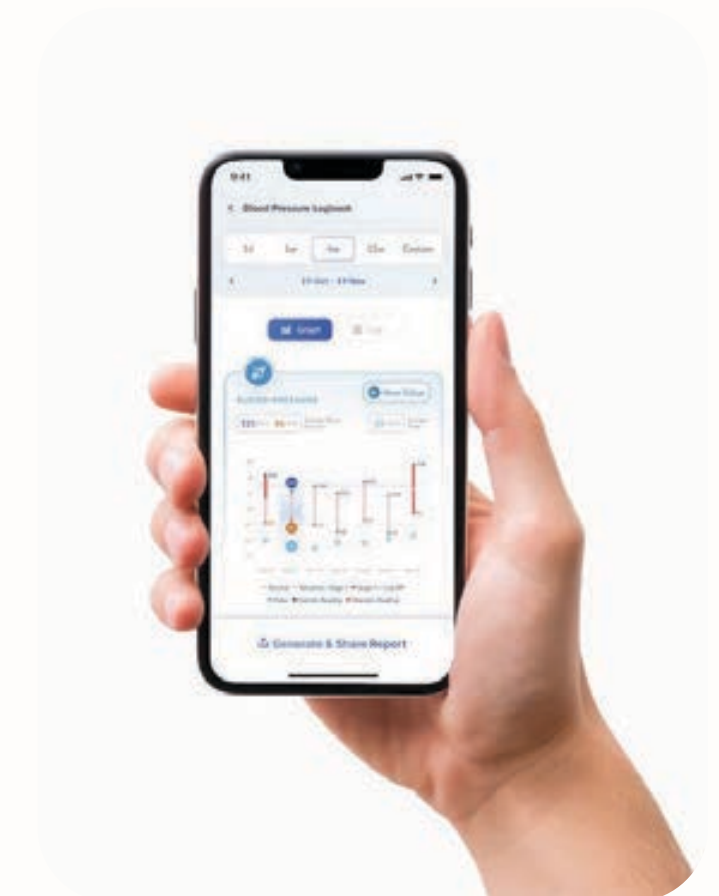
DIGITAL MOVES:



Take control of your health and wellness with Dr. Morepen - Sync

Log and track your key health metrics like **blood glucose, blood pressure, weight** and much more, effortlessly.

Download on Android Download on IOS



BETTER CONNECT WITH
THE CUSTOMERS

1.31

LAKH DOWNLOADS AND
ENGAGING



DIGITAL HEALTH
RECORD READY

FY
25



3 MEDICAL DEVICES

GROWTH DRIVERS:

- Expansion to International markets:



Thailand



Qatar



Oman

- PLANNING ANOTHER 2-3 COUNTRIES IN THE MIDDLE EAST, AFRICA AND ASIA
- GOOD PROGRESS IN THE US MARKET LONG-TERM SUPPLIES WITH CHAIN STORES
- SOON LAUNCHING AT AMAZON.COM (USA) [amazon.com](https://www.amazon.com)



A black and white photograph of a smiling woman with her head tilted back, looking upwards, with a young child resting their head on her shoulder and looking in the same direction. The image is partially obscured by a blue vertical bar on the left and a teal horizontal bar at the bottom.

4 FINANCIAL OVERVIEW



4 FIANCIAL OVERVIEW

ANNUAL PERFORMANCE:

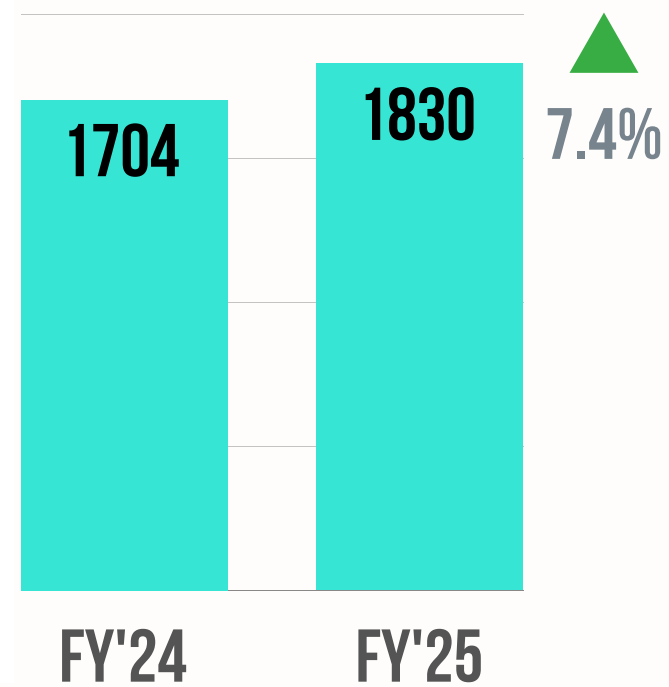


Rs. 2.20

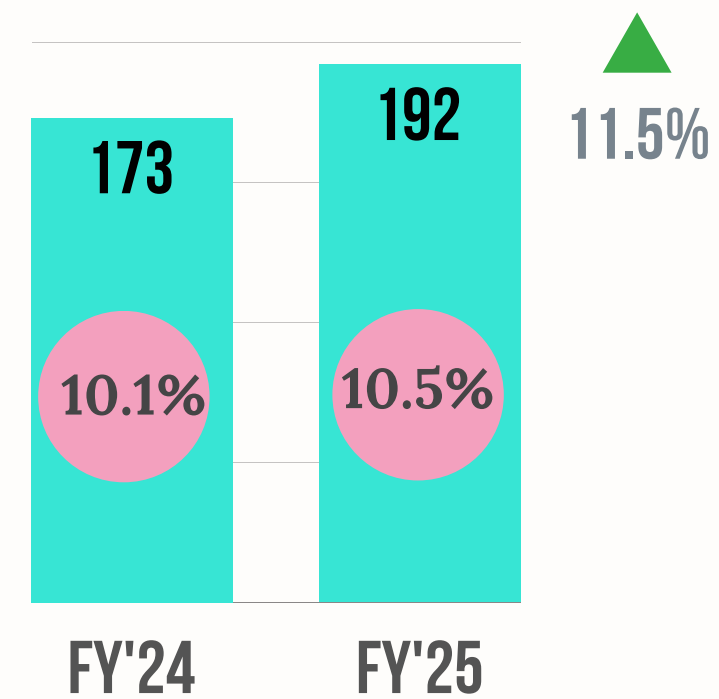
RS. IN CRORES

ANNUAL EPS- UP 17%

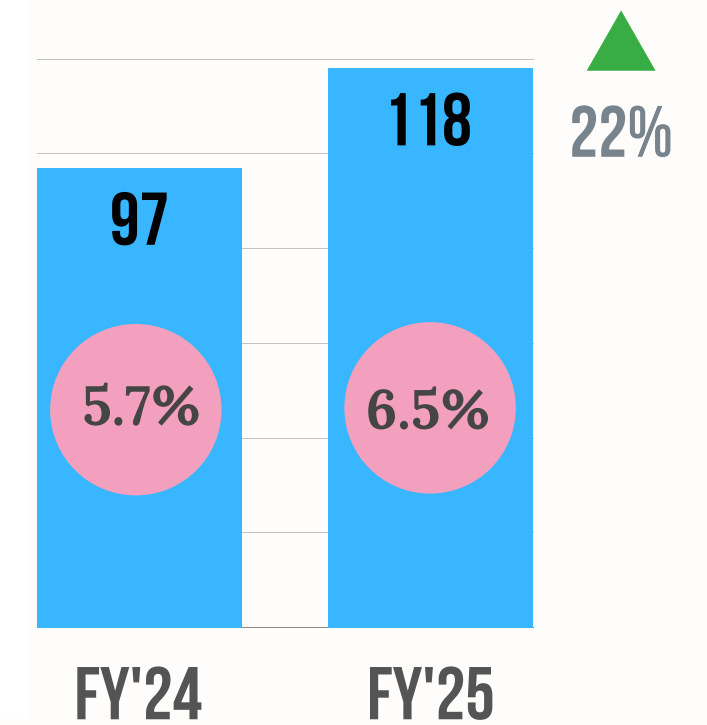
GROSS REVENUE



EBITDA



PAT





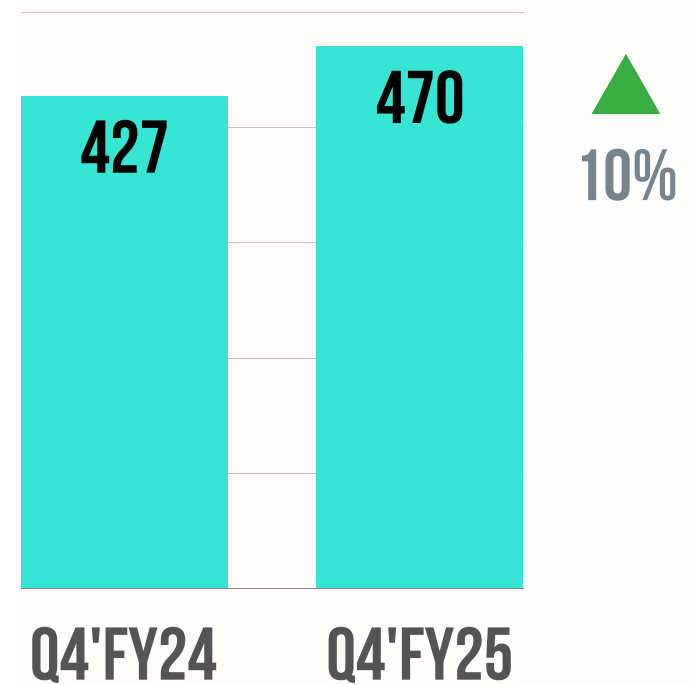
4 FIANCIAL OVERVIEW

QUARTERLY PERFORMANCE:

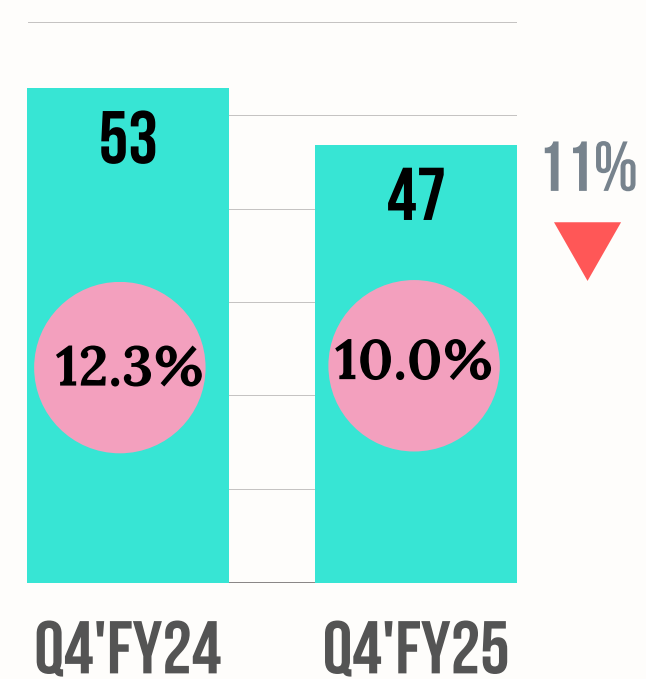


RS. IN CRORES

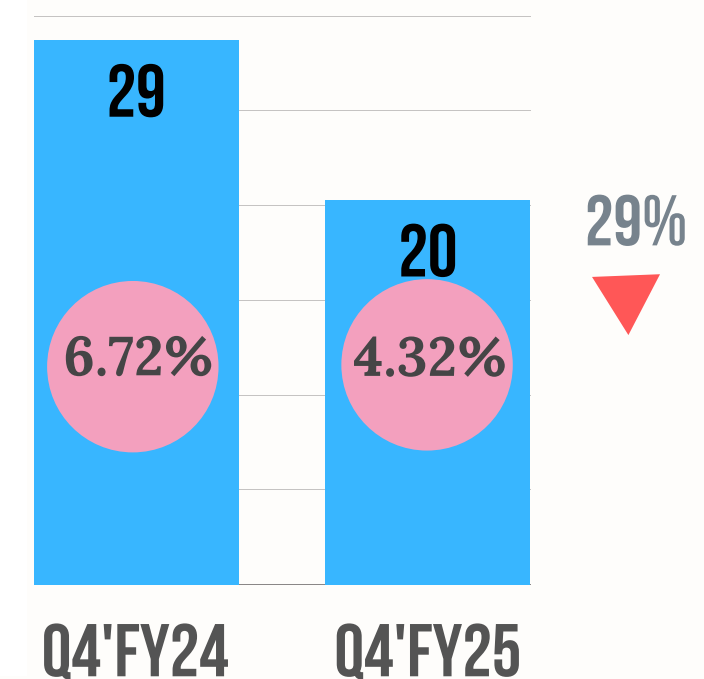
GROSS REVENUE



EBITDA



PAT



A black and white photograph of a smiling woman with her head tilted back, looking up, with a young child resting their head on her shoulder and looking towards the camera. The image is partially obscured by a blue vertical bar on the left and a teal horizontal bar at the bottom.

5 ANNEXURES

REGULATORY UPDATES

REGULATORY UPDATES

NEW PATENT FILED

Improved Process for the preparation of
Saxagliptin

An anti-diabetic product, USDMF 33635 & 35690, approved DMF in Taiwan, filed in Saudi Arabia, China, Hungary, Malta & Canada.

PATENT APPLICATION:
IN202411054582
IN202111059420

INTELLECTUAL PROPERTY INDIA

MOREPEN
The Joy Of Growing Together

Patent filed for the purification of
optically active Dibenzoyletartaric acid salt of Finerenone.

A leap forward in pharmaceutical science!

Application no. 202411104045

REGULATORY UPDATES

NEW PATENT FILED

Novel Process for the preparation of
Resmetirom

Used for the treatment of adult patients with nonalcoholic steatohepatitis. Morepen will soon file USDMF.

PATENT APPLICATION NO:
IN202411046749

INTELLECTUAL PROPERTY INDIA

REGULATORY UPDATES

NEW PATENT FILED

Novel Process for the preparation of
Bempedoic

An anti-lipemic product, Morepen will soon file USDMF, CEP, EDMP and others.

PATENT APPLICATION:
IN202311024709
IN202411031337

INTELLECTUAL PROPERTY INDIA

MOREPEN
The Joy Of Growing Together

Patent filed for the process of preparation and purification of
Finerenone Form I

Leading the way in precision pharma

Application no. 202511002364

REGULATORY UPDATES

NEW PATENT FILED

Process for purification of
Brexpiprazole

An anti-depressant product, Morepen is also planning for USDMF filing within this year.

PATENT APPLICATION:
IN202411041694

INTELLECTUAL PROPERTY INDIA



INTERNATIONAL EXHIBITIONS (API)



CPHI MILAN



CPHI INDIA



CPHI CHINA



FCE PHARMA
SÃO PAULO



PHARMA TECH
EAST AFRICA



CPHI MIDDLE EAST



DCAT WEEK
NEW YORK



CPHI JAPAN





INTERNATIONAL EXHIBITIONS (DEVICES)



Medica- Germany



Arab Health - Dubai



Global Health - Saudi



AWARDS AND RECOGNITION



VISIONARY
ENTREPRENEUR 2024



FINANCE LEADER
OF THE YEAR



BRAND ICON OF THE
YEAR 2024



AWARD 100 SUPPLY
CHAIN



BEST HEALTHCARE
COMPANY 2024



ASIA BOOK OF
RECORDS




MOST INNOVATIVE
HR AWARD



REPRESENTED AT
PCSI





DISTRIBUTION



614


TOTAL SALES FORCE
ACROSS THE PORTFOLIO

5.3K

DISTRIBUTORS ALL
OVER INDIA

343K

RETAIL TOUCH POINTS ACROSS
PRODUCT PORTFOLIO



DEDICATED SALES TEAMS
FOR EACH DIVISION

FIVE

COMPANY OWNED AND
OPERATED SERVICE CENTRES



Note: Map not to scale



MANUFACTURING PLANTS




FACILITIES AT PAR WITH INTERNATIONAL STANDARDS:



📍 **BADDI (1998)**

APIS, MED. DEVICES
FORMULATIONS




📍 **MASULKHANA (1984)**

APIS PRODUCTS



📍 **PARWANOO (1996)**

FORMULATIONS



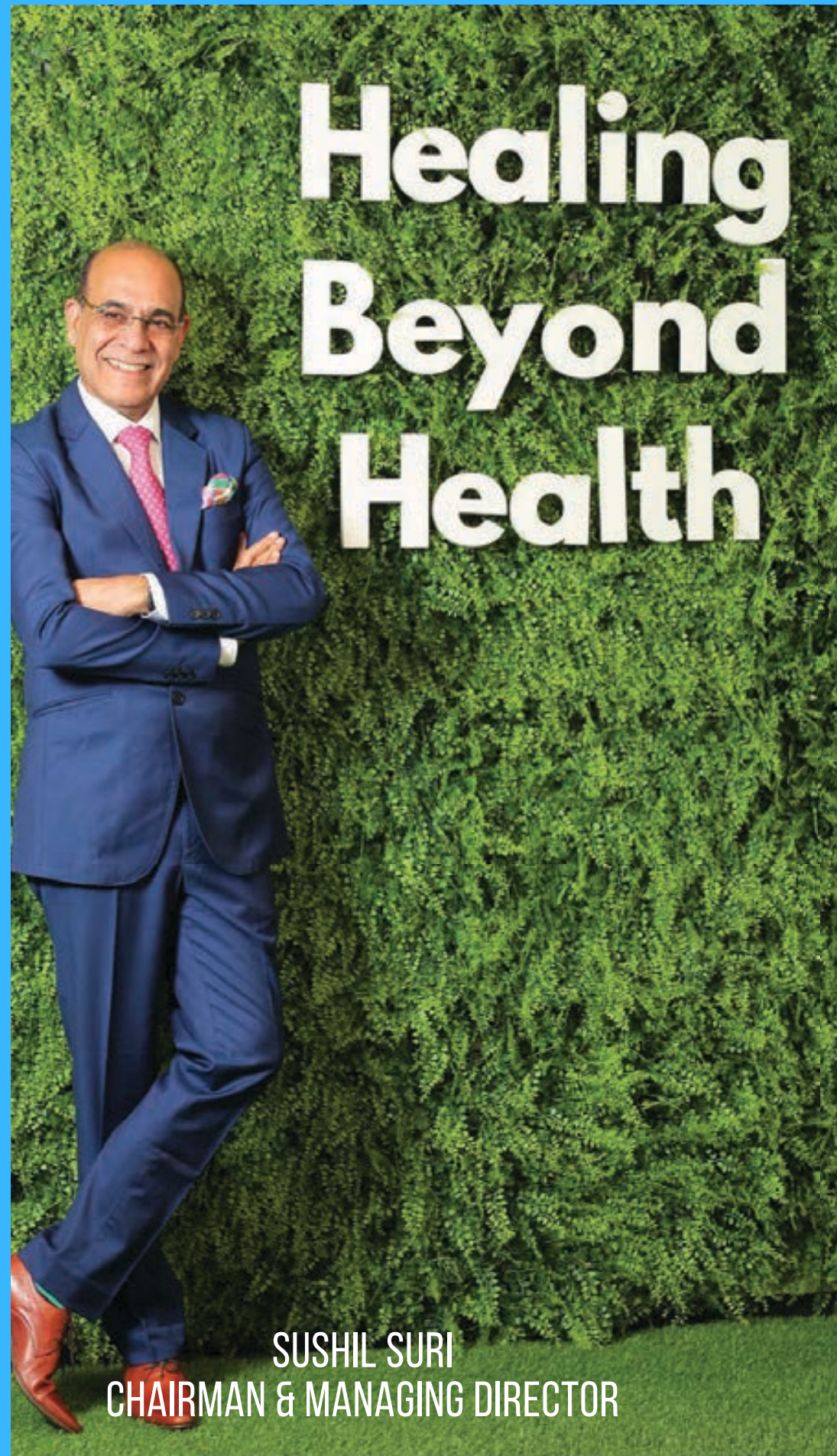
📍 **PARWANOO (2007)**

FORMULATIONS



INTEGRATED PHARMA COMPLEX AT BADDI (HP) INDIA







VARUN SURI
CEO- CONSUMER CARE



ANUBHAV SURI
CEO-MEDICAL DEVICES



AMITA SHARMA
COO- API



AJAY SHARMA
CFO



SENIOR MANAGEMENT



FINANCE TEAM



VIPUL SRIVASTAVA
COMPANY SECRETARY



VIKAS SHARMA
HEAD TALENT ACQUISITION



MANJU NATH
CHIEF OF R&D (DEVICES)



PYUSH TANDON
VP- SALES & MKTG (API)



VIVAN PRASHAR
VP- PROJECT & ENGG.



ASHUTOSH SHARMA
VP- SALES & MKTG (RX)



SUMIT BHATNAGAR
VP-FINANCE & ACC



NISHANT DOSHI
VP- CORP FINANCE & IR



SANDEEP ATRI
DGM - IT



MK SHARMA
QC/QA



GEETA SACHDEVA
HR ADVISOR



REKHA BANSAL
VP - FINANCE (DEVICES/DML)



DEEPAK TALWAR
GM FINANCE-RX



CHARANJIT CHITKARA
GM-QC



ESHITA GOSWAMI
GENERAL MANAGER - MARKETING (OTC
DIVISION)



**Looking Forward to a
Fruitful Partnership**

THANK YOU

MOREPEN LABORATORIES LIMITED