

To,

Date: 28th October, 2025

**The Listing and Compliance Department,
National Stock Exchange of India Limited
Exchange Plaza, 5th Floor,
Plot No. C/1, G block,
Bandra Kurla Complex
Bandra East, Mumbai – 400051
Scrip Code: SM- INFOBEAN**

**The Manager,
Listing Dept.
BSE Limited
Phiroze Jeejeebhoy Towers,
Dalal Street,
Mumbai- 400001
MH-IN
SYMBOL: INFOBEAN
Scrip Code: 543644**

Subject: Investor Presentation

Dear Sir/Madam,

With reference to above stated subject please find enclosed herewith InfoBeans Technologies Limited (CIN: L72200MP2011PLC025622) Investor Presentation on Financial Results for the Quarter and half year ended on 30th September, 2025

This is for your information and records.

Yours Faithfully,

For InfoBeans Technologies Ltd

Surbhi Jain

Company Secretary & Compliance Officer



InfoBeans
CREATING WOW!

Investors Call

For the quarter ended in Sep, 2025

About InfoBeans

InfoBeans, founded in 2000 and now **1500+** strong, is a global AI led data and engineering company.

We strive to deliver exceptional and meaningful value to our clients using best software technologies while solving their complex business problems.

Creating WOW! is not just a tagline for us, it's our religion!



USA

Silicon Valley, and
New York

Europe

Frankfurt



India

Indore, Pune, Chennai,
Bengaluru

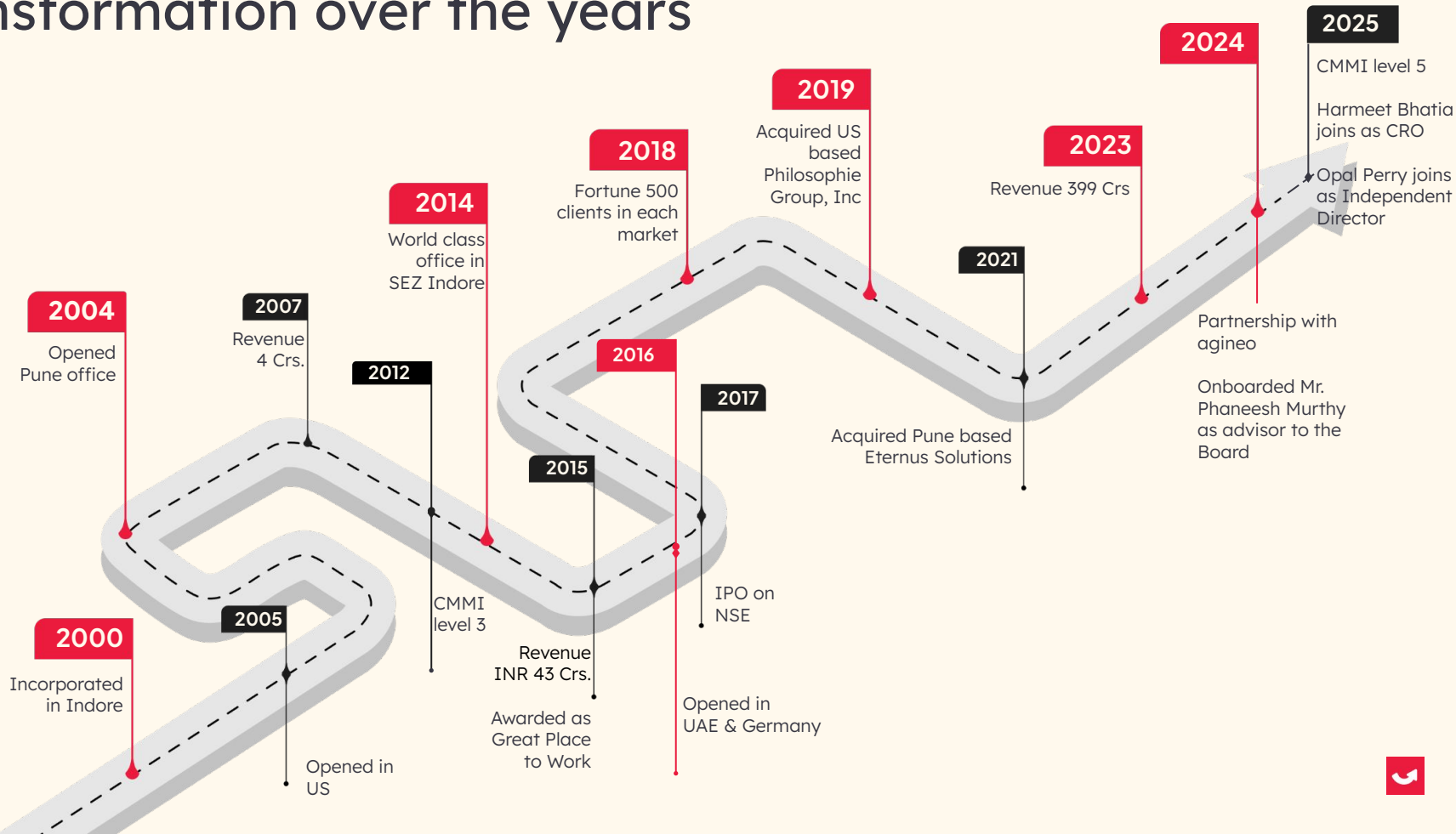


Middle East

Dubai



Transformation over the years



InfoBeans at a glance

Overview

42

Large enterprise clients

95%

Repeat business

2

Successful acquisitions

156

Members with more than 5 years with us

2

Buybacks, in 2021 and 2025

Financials

H1 2025-26

₹ 254 Cr

Revenue

₹ 71 Cr

EBITDA

₹ 46 Cr

PAT

₹ 292 Cr

Cash & equivalent includes AR of 86 Cr

24%

Revenue CAGR since 2021

Partnerships, awards, and certifications



Summit



InfoBeans Global Service offerings



AI-led Engineering

GenAI, Microsoft CoPilot, and Windsurf enable rapid, AI-first design and engineering

Accelerators like Expona helps customers adopt AI faster



Agentforce, Data Cloud, and Revenue Cloud unified with AI-enhanced CRM

Salesforce consulting & implementation - marketing, sales, service, CPQ, CLM & QTC solutionst



AI-powered ServiceNow with HRSD, CSM, and Now Assist for global rollouts

ServiceNow consulting, implementation and sustenance - ITSM, ITOM, ITBM, HRSD, custom apps



AI-powered solutions for banking, insurance, and risk designed for compliance and enhanced CX



Storage & Virtualization

AI-optimized storage across NAS, SAN, DAS, and cloud platforms.



Team



Management Team
Board of Directors

Executive



Avinash Sethi
Co-founder



Mitesh Bohra
Co-founder



Siddharth Sethi
Co-founder

Independent



Opal Perry
Chief Data & Technology
Officer at easyJet



Mayuri Mukherjee
VP Marketing at LT Foods
Americas



Sumer Bahadur Singh
President of Boarding
School Association



Highly Experienced Core Team

Sales and Client Success



Harmeet Bhatia

Chief Revenue Officer Americas

- 30 years in Sales, Marketing and business development
- Joined InfoBeans in Jan 2025



Ram Lakshmi

VP Client Success Americas

- 30 years in Software Sales
- 15 years with InfoBeans



Geetanjali Punjabi

VP, Sales (UAE)

- 23 years in Sales Operations
- 9 years with InfoBeans



Manish Malpani

VP, Solutions SDO & Logistics

- 20 years in Project Management
- 15 years with InfoBeans



Tarulata Champawat

VP, Solutions (Insurance)

- 25 years in Engineering & Sales
- 20 years with InfoBeans



Highly Experienced Core Team

Delivery and People



Amit Makhija

SVP, Engineering and Delivery

- 26 years in Software Dev & Management
- 18 years with InfoBeans



Denise Cheung

SVP, Digital Transformation

- 26 years in Design & Innovation Services
- 3 years with InfoBeans



Rajagopalan Kannan

SVP, Digital Transformation

- 25 years in Engineering
- 22 years with InfoBeans



Kanupriya Manchanda

VP People

- 21 years in People & Development
- 17 years with InfoBeans



Arpit Jain

VP Design

- 19 years in Software Design & Engineering
- 19 years with InfoBeans



Clients



Meet some of our clients



172 year old brand, legal content publisher in all the states of US

Under NDA

A Fortune 200, among world's largest logistics companies

Under NDA

A Fortune 500, German multinational technology conglomerate



Only Company in the world offering tech solutions for life sciences healthcare compliance

Under NDA

A Fortune 500, multinational banking financial services institution based out of Japan

Under NDA

One of the world's largest wireless communications organizations



Full range of SaaS based integrated Human Resources solutions

Under NDA

A Fortune 500, cloud data services and data storage company

Under NDA

A pharmaceutical and technology company HQ in Germany, with about 60,000+ employees and a presence in 66 countries

Our large enterprise clients typically stay partnered with us for over 9 years on average. Moreover, 90% of our clients choose to renew our services each year. This demonstrates the quality of our offerings and the trust we build with our clients.

Financial Update



Snapshot: Jul-Sep 25

(₹ in crores)

	Sep 2025	Sep 2024	YoY Change	Jun 2025	QoQ Change
Revenue	₹ 130	₹ 102	27%	₹ 124*	5%
EBITDA	₹ 36	₹ 23	57%	₹ 30^	20%
PAT	₹ 23	₹ 13	77%	₹ 24*	-4%

* Includes INR 6 Crores of one-time ERC Grant by the US Government

^ Excludes ERC

In USD terms, revenue grew **20%** YoY



Consolidated Profit & Loss for quarter ended on 30th Sep, 2025

(in ₹ Crore)

Quarter Ended

Particulars	Sep 2025	Sep 2024	Jun 2025
Revenue from operations	125	98	112
Other income	5	4	* 12
Total Revenue	130	102	124
Less: Total Expenditure (excl Dep and Interest cost)	94	79	88
EBITDA	36	23	^ 30
EBITDA Margin#	29%	23%	25%
Less: D&A, Finance cost and Tax	13	10	12
PAT	23	13	* 24
PAT Margin	17%	12%	19%

Revenue

Rapid expansion across key clients.

EBITDA

Optimum team building and utilization helped margin improvement.

* includes ERC

^ excludes ERC



Snapshot: H1 Apr-Sep 25

(₹ in crores)

	Sep 2025	Sep 2024	YoY Change
Revenue	₹ 254	₹202	26%
EBITDA	₹ 71	₹ 42	69%
PAT	₹ 46	₹ 20	130%

*In USD terms, revenue grew **19%** YoY*



Audited Consolidated Balance Sheet as on 30th Sep, 2025

(in ₹ Crore)	Period Ended	
Particulars	Sep 2025	Mar 2025
<u>Assets</u>		
Non current	139	147
Current Assets	303	265
Total Assets	442	412
<u>Equities & Liabilities</u>		
Total Equity	368	332
Non Current Liabilities	44	46
Current Liabilities	30	34
Total Equity & Liabilities	442	412

Non Current Assets

- Amortization of intangibles -12 Cr
- Unwinding of MAT DTA -4 Cr
- Increase in Intangible assets +3 Cr
- Advance to Ecoplex +2 Cr
- Addition in Infra assets +2 Cr

Current Assets

- Investments in MFs and Bonds +27 Cr
- Increase in Trade receivables +6 Cr
- Increase in cash equivalents +6 Cr

Equity and Liabilities

- Increase in profit +48 Cr
- Dividend paid -2 Cr
- Buyback of shares -10 Cr

Non current liabilities

- Unwinding of Lease liabilities & DTL -3 Cr

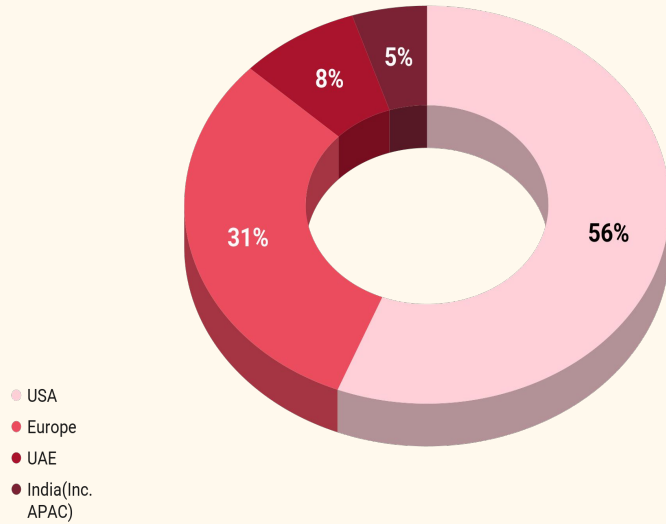
Current liabilities

- Reduction in statutory dues -4 Cr



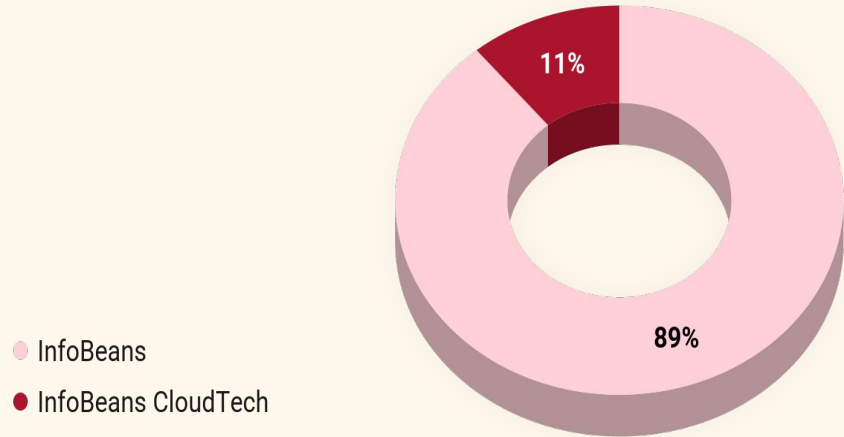
Revenue breakup

By geography



**Based on client HQ*

By business



On the ground





Honored with Asia's Best Employer Brand Award for the 9th Time!



Awarded with Best Companies For Women India 2025





Harmeet Bhatia and Khushboo Bajaj attended the largest GenAI event held in Santa Clara





Khushboo Bajaj represented InfoBeans at the Global ServiceNow Partner Ecosystem event in Santa Clara





Harmeet Bhatia attended The AI Conference in San Francisco, engaging with leading AI minds.



A business should benefit
humans





Graduation ceremony of first batch @InfoBeans Foundation Pune Campus

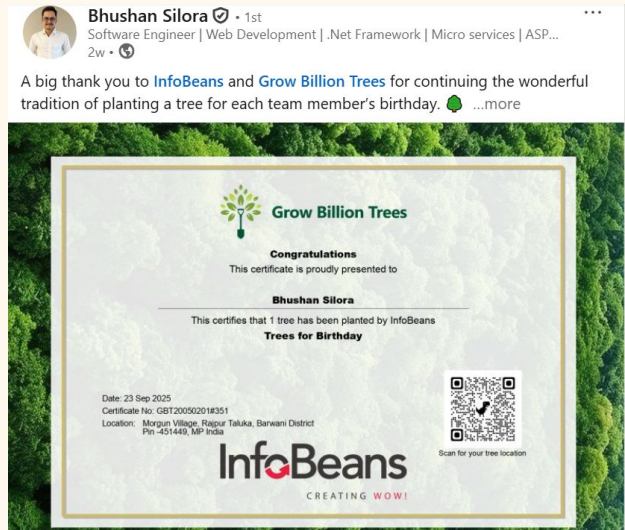
Total 54 students got placed in this Quarter



On your special day, we've sown a living legacy
in your honor - a thriving tree that echoes the
growth, values, and positive impact you bring.

Here's to celebrating you, not just today,
but for years to come!

Warm wishes,
InfoBeans



Planted 382 trees on birthdays of our team members this quarter.





Earned Ecovadis rating

Ecovadis is a global platform that provides business sustainability ratings for companies. Its primary mission is to help companies assess their environmental, social, and ethical performance, and that of their suppliers.

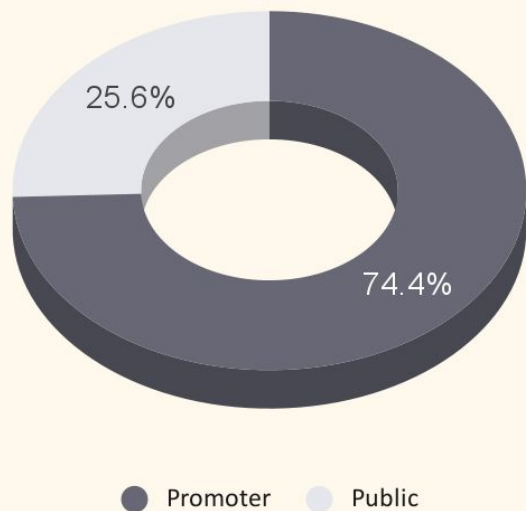


Market Data



Market data as on 30th Sep, 2025

(as on 30th Sep, 2025)



Price data as of 30th Sep, 2025

Face Value	10.00
Equity Shares Outstanding (Lakhs)	242.39
Trailing 12 months EPS (₹)	26.11
Market Price (₹)	472.35
Market Cap (₹ Crs)	1147.15
Trailing PE	18.09



Thank You!

For queries, please contact
investor.relations@infobeans.ai

