



GE VERNOVA

May 23, 2025

The Secretary
BSE Limited
Phiroze Jeejeebhoy
Towers,
Dalal Street
Mumbai-400 001

The Manager
Listing Department
National Stock Exchange of India Ltd.
Exchange Plaza, Bandra Kurla
Complex, Bandra (East)
Mumbai-400 051

Code No. 522275

Symbol: GVT&D

GE Vernova T&D India Limited
(Formerly known as GE T&D India Limited)

L31102DL1957PLC193993

Corporate Office: T-5 & T-6, Plot 1-14, Axis House, Jaypee
Wishtown, Sector-128, Noida-201304, Uttar Pradesh

T +91 120 5021500

F +91 120 5021501

Email id: secretarial.compliance@gevernova.com

Website:

<https://www.gevernova.com/regions/asia/in/gevernova-td-india>

Dear Sir/Madam,

Sub: Analyst Presentation

Please find a copy of the analyst presentation in respect of earnings conference call with analysts/ institutional investors.

This is for your information and records.

For GE Vernova T&D India Limited
(Formerly known as GE T&D India Limited)

Shweta Mehta
(Membership No. A18600)
Company Secretary & Compliance Officer
Contact No.: +91-120-5021500



GE VERNOVA

ANALYST PRESENTATION

GE VERNOVA T&D INDIA LTD.

Q4 FY 2024-25

DISCLAIMER

This presentation has been prepared solely for the use at analyst/ investor presentation. By attending the meeting where this presentation is made, or by reading the presentation slides, you agree to be bound by the following limitations-

The forward-looking information and statements can generally be identified by the fact that they do not relate only to historical or current facts. Forward-looking statements sometimes use terminology such as “targets”, “believes”, “expects”, “aims”, “assumes”, “intends”, “plans”, “seeks”, “will”, “may”, “anticipates”, “would”, “could”, “continues”, “estimate”, “milestone” or other words of similar meaning and similar expressions or the negatives thereof. GE Vernova T&D India Limited cannot give assurance to the correctness of such information and statements.

By their nature, forward-looking information and statements involve known and unknown risks, uncertainties and other important factors that could cause the actual results, performance or achievements of the Company to differ materially from any future results, performance or achievements that may be expressed or implied by the forward-looking information and statements in this presentation. Should one or more of these risks or uncertainties materialize, or should any underlying assumptions prove to be incorrect, the Company's actual financial condition or results of operations could differ materially from that or those described herein as anticipated, believed, estimated or expected

Given the aforementioned uncertainties, prospective or present investors are cautioned not to place undue reliance on any of these forward-looking statements

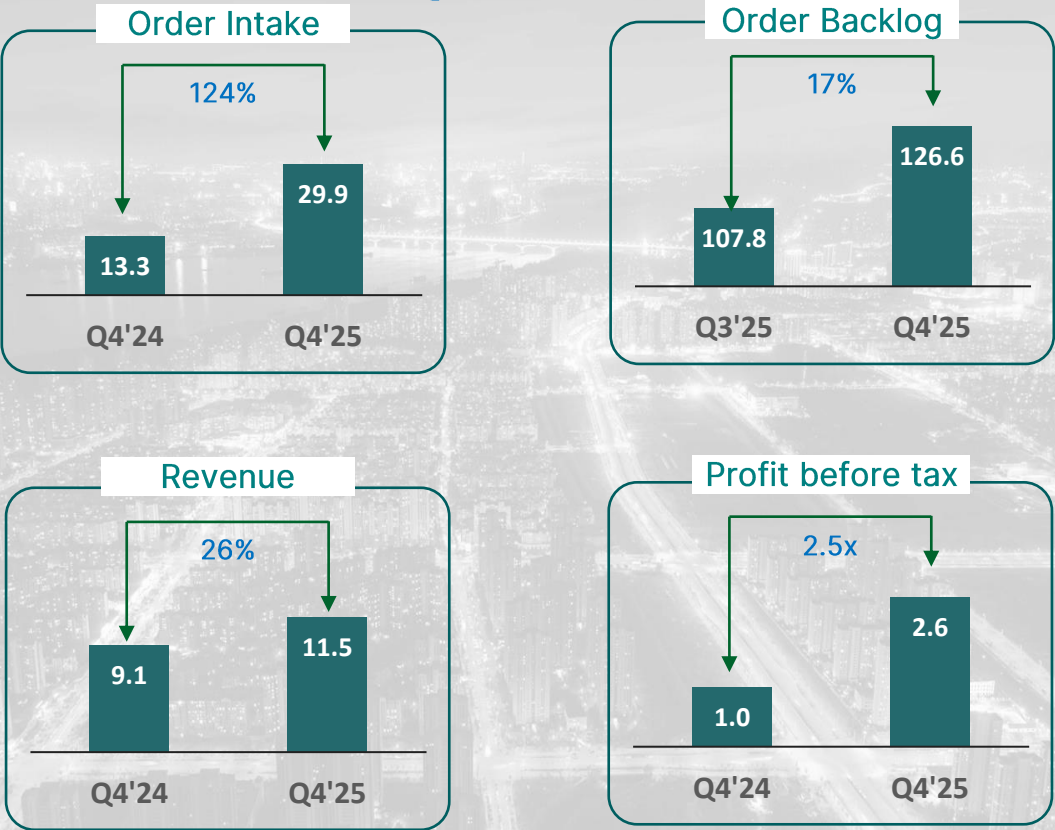
No part of this presentation, nor the fact of its distribution, should form the basis of, or be relied on in connection with, any contract or commitment or investments decision whatsoever. Investor/prospective advisors must be sought on specific situation from well-informed legal, investment, tax, financial, and management professionals

This presentation and its contents are confidential and must not be distributed, published or reproduced. This presentation does not constitute a recommendation regarding the securities of the Company.

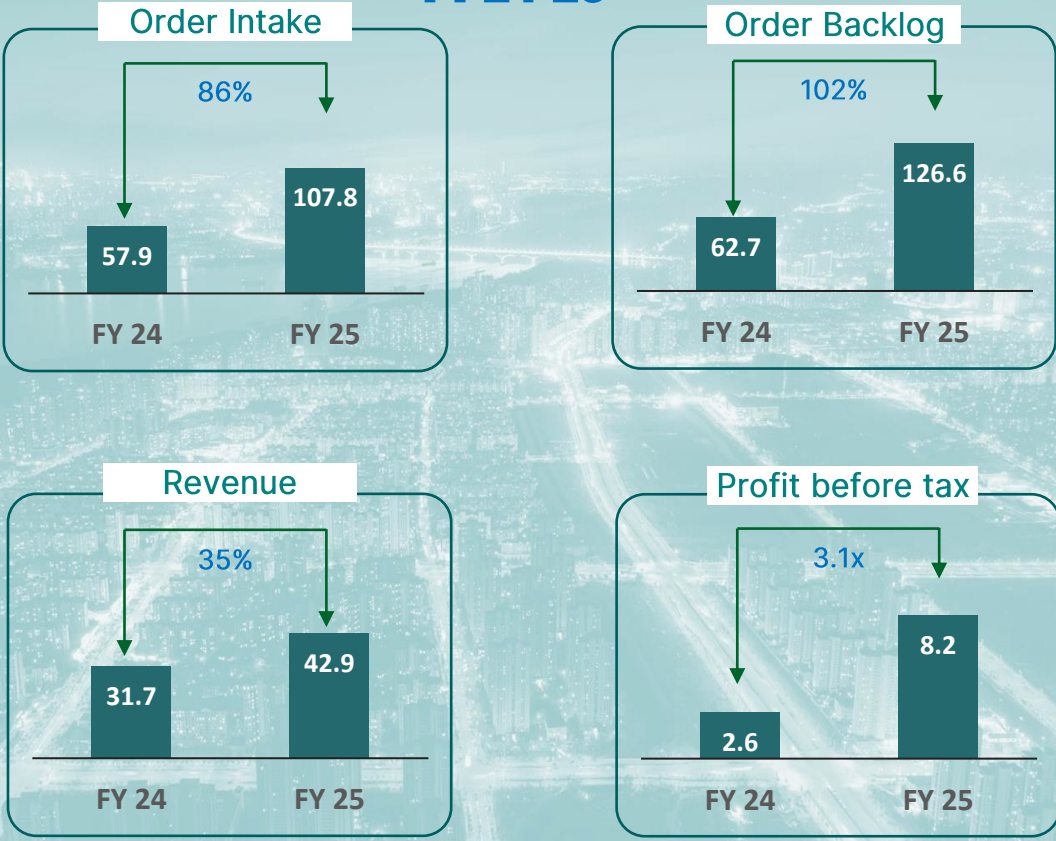
EXECUTIVE SUMMARY

(₹ in billions)

Q4 FY 24-25



FY 24-25



Cash generation of 8.3 BINR during the year leading to available cash equivalents of 10.5 BINR

Delivering from the Frontline - Key Execution Q4 FY24-25

Integrated Solutions

Tata Solar- Bikaner
Commissioned 8 nos.
400 kV AIS Bays and 4
nos. 250 MVA
Transformer.



HPPTCL - Heiling
Commissioned 4 nos.
each of 200 kV bays
and 66 kV along with
33.3 MVA Transformer



Renew - Solapur
Commissioned 400 /
33 kV Switchyard
along with 250 MVA
Transformers.



Power Transformer

Doosan- Jawaharpur
Commissioned 3 nos. 500
MVA 765 kV 1 ph ICT

Doosan - Obra
Commissioned 3 nos. 275
MVA 765 kV 1 ph
Generator Transformers



KEC - Kallam
Commissioned 1 nos. 500
MVA 400 kV 3 ph ICT



UPPTCL - Sahupuri
Commissioned 400 kV
500 MVA 3 ph ICT.



Gas Insulated Switchgear

PGCIL/Linxon Raipur
220kV GIS
Commissioned 12 nos. of
220 kV GIS Bays



GIPC-Kutch 400kV
Commissioned 6nos of
400 kV GIS Bays

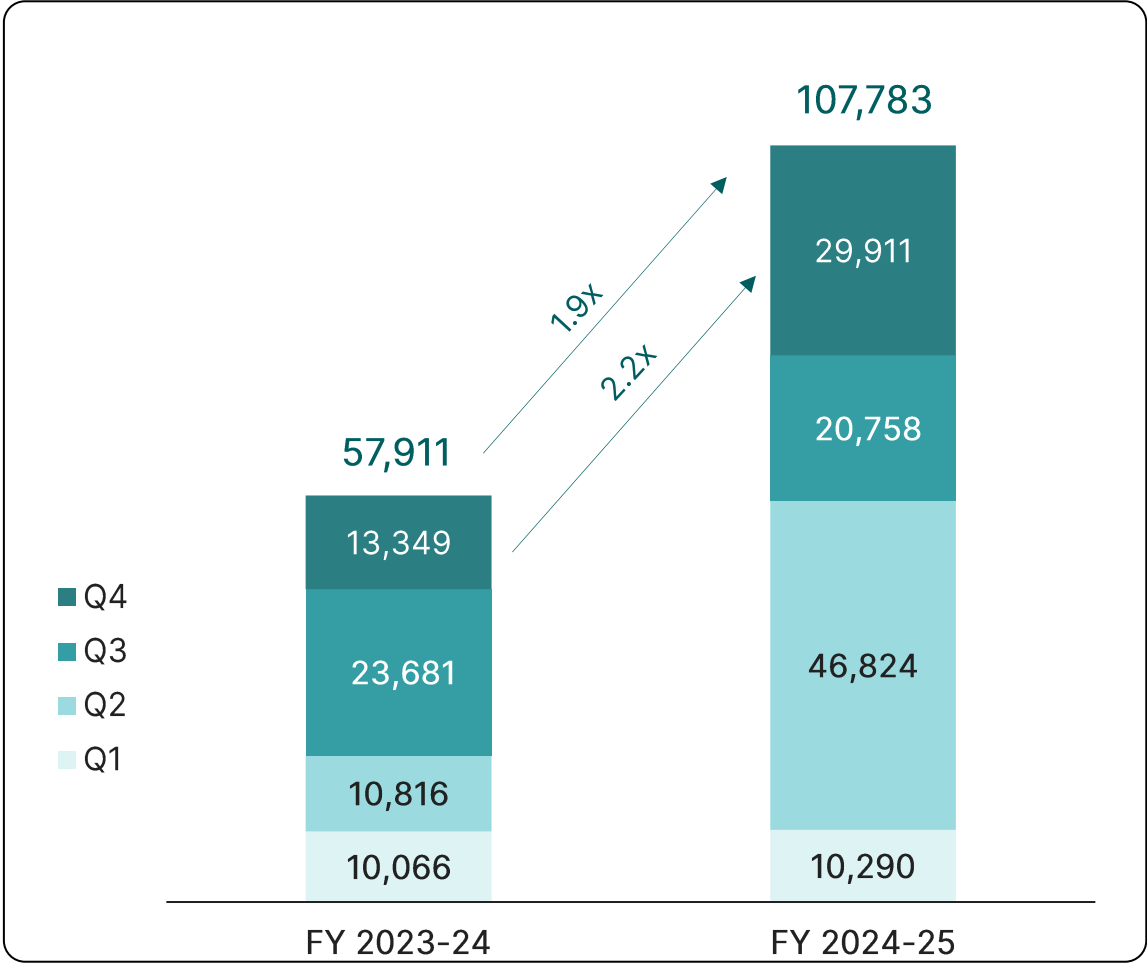


Mumbai Veritas 220kV
Commissioned 6nos of
220 kV GIS Bays



Order Intake Q4 & FY 24-25

(₹ in millions)



KEY ORDERS BOOKED DURING Q4, FY 24-25

- Supply of 765 kV Power Transformers and Shunt Reactors from Power Grid Corporation of India (PGCIL)
- Supply of 765 kV Power Transformers and Shunt Reactors from Sterlite Group
- Construction of 400 kV GIS from Adani Group in the state of Gujarat.
- Construction of 400/220kV AIS Substation from Jindal group in the state of Chhattisgarh
- Supply of 400kV 500MVA transformers from Jindal Group
- Supply of 400kV GIS from a leading EPC player
- Secured orders from various EPCs for supply of CRP SAS in 765/400kV substations
- Secured order for Advance Distribution Management System Software and expert services for Paschim Gujarat Vij Company and Dakshin Gujarat Vij Company
- Multiple order for export of AIS/GIS Equipments to Europe, South-East Asia and Africa

Financial Performance Q4 & FY 24-25

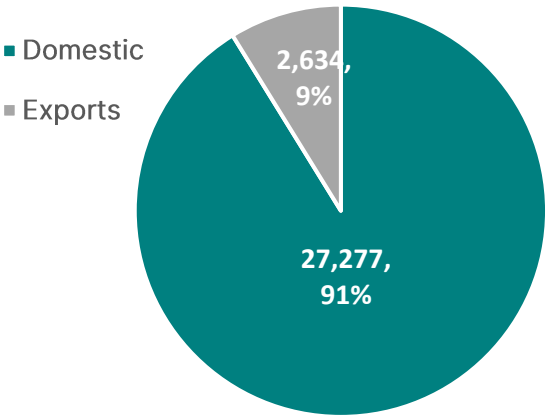
(₹ in millions)

	Q4 FY 24-25		Q3 FY 24-25		Q4 FY 23-24		12M FY 24-25		12M FY 23-24	
		%		%		%		%		%
Revenue	11,525	100.0	10,737	100.0	9,136	100.0	42,923	100.0	31,679	100.0
Less : Cost of Good Sold	6,651	57.7	6,683	62.2	6,105	66.8	25,567	59.6	20,779	65.6
Gross Profit	4,875	42.3	4,053	37.8	3,031	33.2	17,356	40.4	10,901	34.4
Less : Employee Cost	897	7.8	998	9.3	944	10.3	3,999	9.3	3,738	11.8
Less : Other Expenses	1,456	12.6	1,259	11.7	978	10.7	5,171	12.0	3,973	12.5
EBITDA	2,521	21.9	1,797	16.7	1,110	12.1	8,187	19.1	3,190	10.1
Less : Finance Cost	57	0.5	39	0.4	32	0.3	143	0.3	283	0.9
Less : Depreciation	115	1.0	117	1.1	123	1.3	473	1.1	502	1.6
Add : Other Income	211	1.8	258	2.4	57	0.6	626	1.5	226	0.7
Profit Before Tax	2,561	22.2	1,899	17.7	1,012	11.1	8,197	19.1	2,631	8.3
Tax	696	6.0	472	4.4	349	3.8	2,113	4.9	820	2.6
Profit After Tax	1,865	16.2	1,427	13.3	663	7.3	6,083	14.2	1,811	5.7

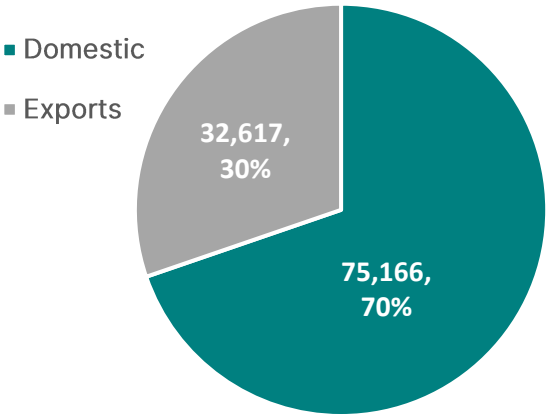
Order, Sales and Backlog details

(₹ in millions)

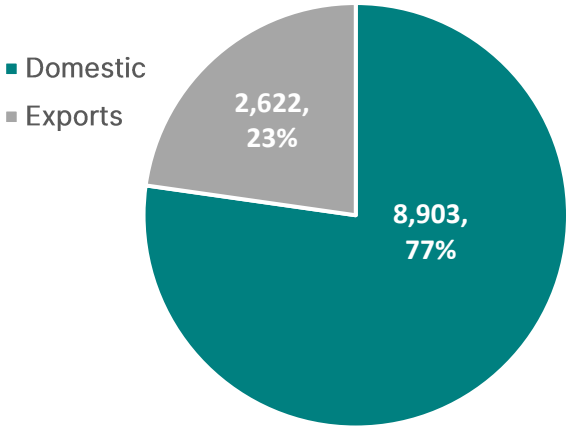
Q4'25 Orders : 29,911 M



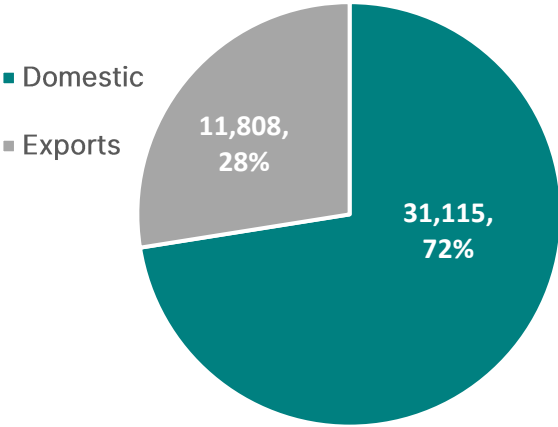
FY'25 Orders : 107,783 M



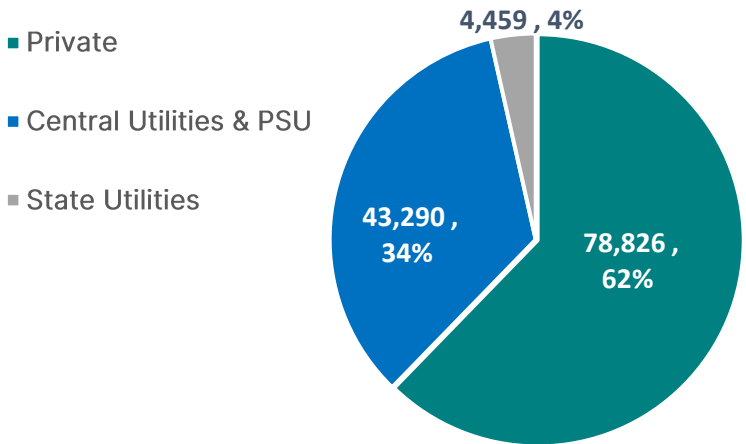
Q4'25 Sales : 11,525 M



FY'25 Sales : 42,923 M



Orders in Hand : 126,575 M





GE VERNOVA

THE ENERGY TO CHANGE THE WORLD

Contact us:

InvestorsRelations.GEVDIL@ge.com

<https://www.gevernova.com/regions/asia/in/gevernova-td-india>