



GE VERNOVA

November 3, 2025

The Secretary
BSE Limited
Phiroze Jeejeebhoy
Towers,
Dalal Street
Mumbai-400 001

The Manager
Listing Department
National Stock Exchange of India Ltd.
Exchange Plaza, Bandra Kurla
Complex, Bandra (East)
Mumbai-400 051

Code No. 522275

Symbol: GVT&D

GE Vernova T&D India Limited
(Formerly known as GE T&D India Limited)

L31102DL1957PLC193993

Corporate Office: T-5 & T-6, Plot 1-14, Axis House, Jaypee
Wishtown, Sector-128, Noida-201304, Uttar Pradesh

T +91 120 5021500

F +91 120 5021501

Email id: secretarial.compliance@gevernova.com

Website:

<https://www.gevernova.com/regions/asia/in/gevernova-td-india>

Dear Sir/Madam,

Sub: Analyst Presentation

Pursuant to Regulation 30 of the SEBI (Listing Obligations and Disclosure Requirements) Regulations, 2015 and further to our letter dated October 29, 2025, please find attached presentation in respect of Un-Audited Financial Results of the Company for the quarter and period ended September 30, 2025 which shall be shared with analysts/ institutional investors for Earnings Conference call scheduled today i.e Monday, November 3, 2025, at 5:00 P.M. (IST).

This is for your information and records.

For GE Vernova T&D India Limited
(Formerly known as GE T&D India Limited)

Shweta Mehta
(Membership No. A18600)
Company Secretary & Compliance Officer
Contact No.: +91-120-5021500



GE VERNOVA

ANALYST PRESENTATION GE VERNOVA T&D INDIA LTD.

Q2 FY 2025-26

DISCLAIMER

This presentation has been prepared solely for the use at analyst/ investor presentation. By attending the meeting where this presentation is made, or by reading the presentation slides, you agree to be bound by the following limitations-

The forward-looking information and statements can generally be identified by the fact that they do not relate only to historical or current facts. Forward-looking statements sometimes use terminology such as “targets”, “believes”, “expects”, “aims”, “assumes”, “intends”, “plans”, “seeks”, “will”, “may”, “anticipates”, “would”, “could”, “continues”, “estimate”, “milestone” or other words of similar meaning and similar expressions or the negatives thereof. GE Vernova T&D India Limited cannot give assurance to the correctness of such information and statements.

By their nature, forward-looking information and statements involve known and unknown risks, uncertainties and other important factors that could cause the actual results, performance or achievements of the Company to differ materially from any future results, performance or achievements that may be expressed or implied by the forward-looking information and statements in this presentation. Should one or more of these risks or uncertainties materialize, or should any underlying assumptions prove to be incorrect, the Company's actual financial condition or results of operations could differ materially from that or those described herein as anticipated, believed, estimated or expected

Given the aforementioned uncertainties, prospective or present investors are cautioned not to place undue reliance on any of these forward-looking statements

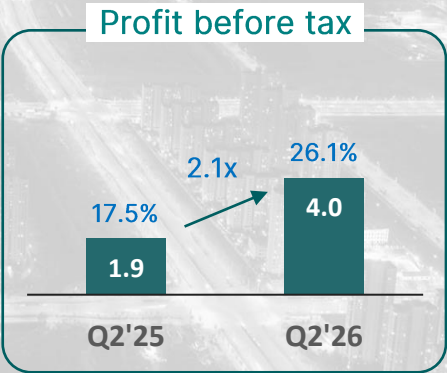
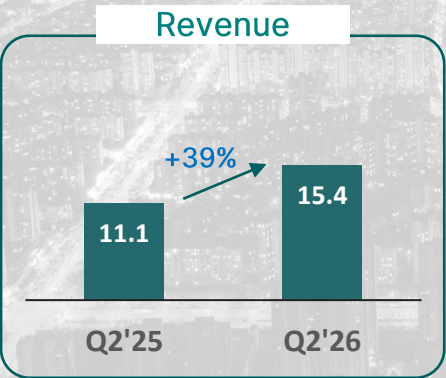


No part of this presentation, nor the fact of its distribution, should form the basis of, or be relied on in connection with, any contract or commitment or investments decision whatsoever. Investor/prospective advisors must be sought on specific situation from well-informed legal, investment, tax, financial, and management professionals

This presentation and its contents are confidential and must not be distributed, published or reproduced. This presentation does not constitute a recommendation regarding the securities of the Company.

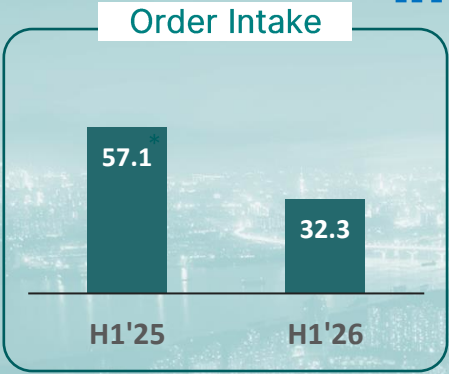
EXECUTIVE SUMMARY

(₹ in billions)

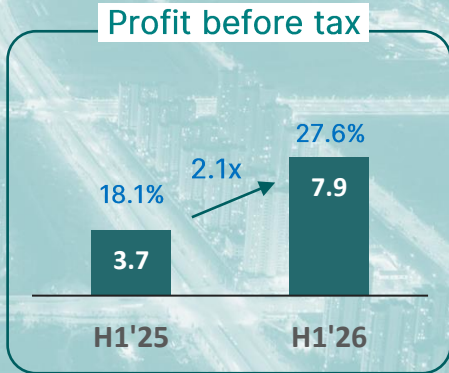
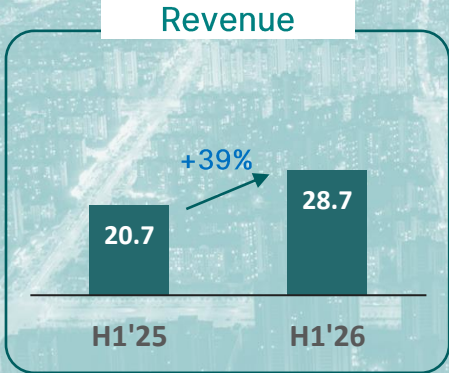

Q2 FY 25-26



H1 FY 25-26



* Large Orders



Cash generation of 6.0* BINR during H1 leading to available cash equivalents of 15.2 BINR

* Cash Generation before dividend Payment (1,280 MINR)

Capex Announcement

The Board of Directors has approved investments of ₹ 8,060 MINR as stated below:

- Expanding existing capacities for Transformers & Reactors at Vadodara facility increasing capacity by more than 50%
- Establishing new manufacturing lines for Air Core Reactors at our existing facility at Hosur
- Establishing new manufacturing lines for Bushing at our existing facility at Hosur.
- Expanding existing capacities for GIS & AIS products at Hosur and Padappai facilities expanding capacity upto 25%

The expansion will be completed by 3 Years, starting from the year 2026 to the end of year 2028 (Tentatively) and will be funded through internal accruals.

This strategic investment will enable the Company to meet growing demand for power transmission equipment and serve its customers in domestic as well as export markets.

Delivering from Frontline – Key Execution Q2 FY 25-26

Turnkey Solutions

THDC - Khurja

Commissioned 400 kV Bays at Khurja STPP.



Vivid Renewables - Hatalgiri

Commissioned 220 / 33 kV Substation.



Power Transformers

PGCIL- Dausa

Commissioned 500 MVA 765 kV 1 ph Interconnecting Transformers



STS - Kallam

Commissioned 63 MVAr 400 kV 3 ph Shunt Reactors



PGCIL - Narela

Commissioned 110 MVAr 765 kV 1 ph Shunt Reactors



Gas Insulated Switchgear

Transglobal-Ganesh Nagar

Commissioned 220 kV GIS Bays



JSL-Jaipur

Commissioned 220 kV GIS Bays

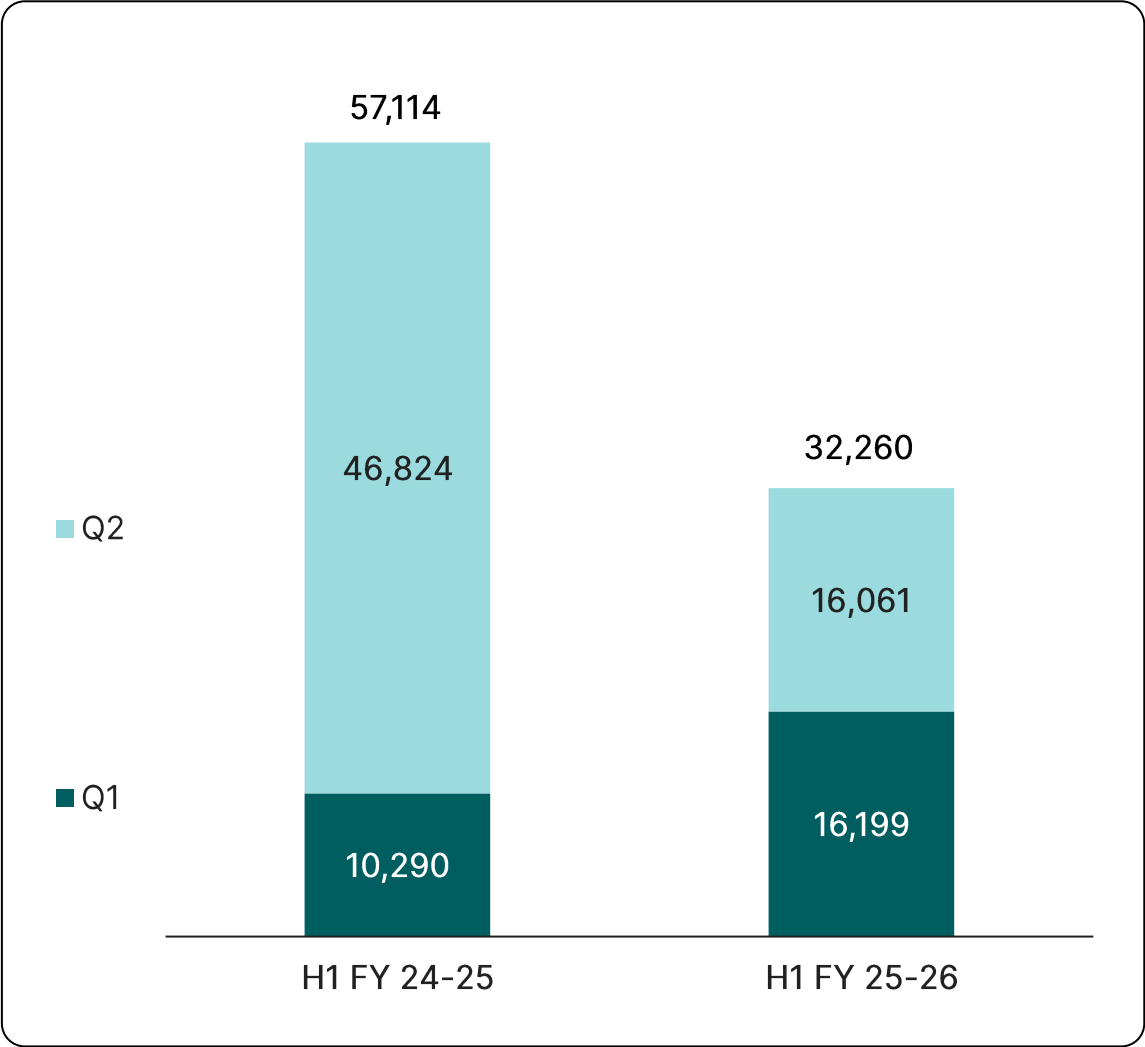


Other additions

- Commissioned 765 kV SF6 CBs for Godrej A/c PGCIL Ahmedabad
- Commissioned 420 kV SF6 CBs for Elecnor – Dominican Republic
- Commissioned 245 kV and 145 kV SF6 CBs for Tata Projects a/c OPTCL KIKATA
- Commissioned 145 kV Single Phase SF6 CBs for WKTL ADANI WARRANGAL

Order Intake Q2 & H1 FY 25-26

(₹ in millions)



KEY ORDERS BOOKED DURING Q2, FY 25-26

- Supply of 765 kV, 400 kV, and 220 kV GIS substations from a private TBCB player in the state of Gujarat
- Supply of 400/220kV AIS Substation from a Private renewable developer in the state of Karnataka
- Supply of 765 kV GIS substation from a private EPC player in the state of Maharashtra
- Supply of 245/145kV GIS substation from a Private EPC player in the state of Maharashtra
- Supply of 765kV AIS equipment and Grid Automation packages from EPC players
- Multiple orders for export of AIS/GIS equipment to Europe, North America, Middle East and Africa.

Financial Performance Q2 & H1 FY 25-26

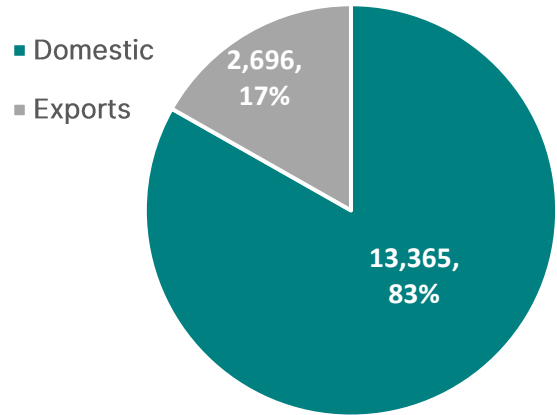
(₹ in millions)

	Q2 FY 25-26	%	Q1 FY 25-26	%	Q2 FY 24-25	%	H1 FY 25-26	%	H1 FY 24-25	%
Revenue	15,385	100.0	13,301	100.0	11,078	100.0	28,686	100.0	20,661	100.0
Less : Cost of Good Sold	8,675	56.4	6,860	51.6	6,511	58.8	15,535	54.2	12,233	59.2
Gross Profit	6,709	43.6	6,442	48.4	4,567	41.2	13,151	45.8	8,428	40.8
Less : Employee Cost	1,186	7.7	972	7.3	1,202	10.8	2,158	7.5	2,103	10.2
Less : Other Expenses	1,559	10.1	1,593	12.0	1,318	11.9	3,152	11.0	2,456	11.9
EBITDA	3,965	25.8	3,876	29.1	2,047	18.5	7,841	27.3	3,869	18.7
Less : Finance Cost	22	0.1	28	0.2	28	0.2	50	0.2	48	0.2
Less : Depreciation	116	0.8	111	0.8	121	1.1	228	0.8	241	1.2
Add : Other Income	186	1.2	163	1.2	39	0.4	349	1.2	157	0.8
Profit Before Tax	4,013	26.1	3,900	29.3	1,938	17.5	7,913	27.6	3,737	18.1
Tax	1,018	6.6	988	7.4	491	4.4	2,006	7.0	945	4.6
Profit After Tax	2,995	19.5	2,912	21.9	1,446	13.1	5,907	20.6	2,792	13.5

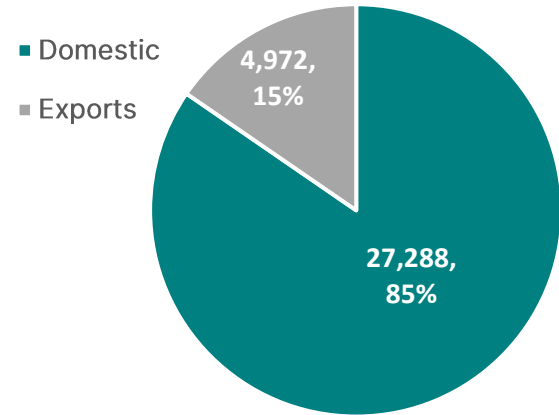
Order, Sales and Backlog details

(₹ in millions)

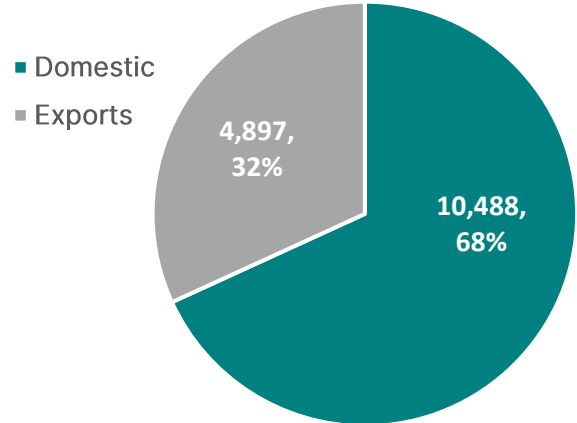
Q2'26 Orders : 16,061



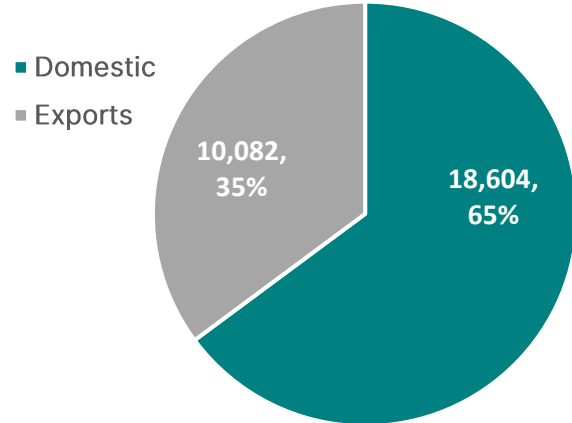
H1'26 Orders : 32,260



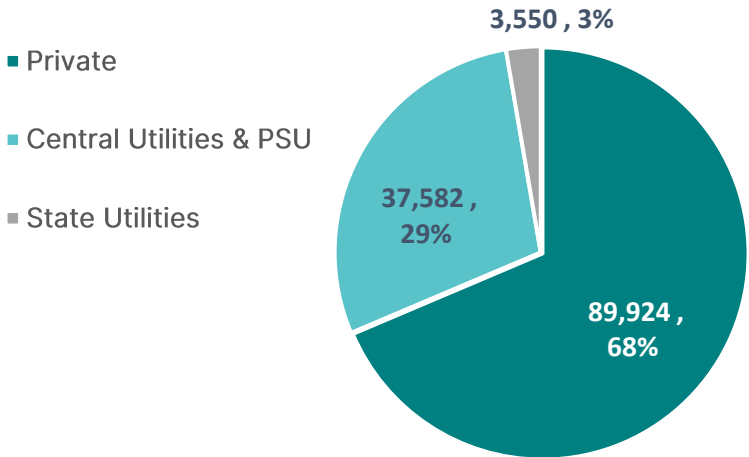
Q2'26 Sales : 15,385



H1'26 Sales : 28,686



Orders in Hand : 131,056





GE VERNOVA

THE ENERGY TO CHANGE THE WORLD

Contact us:

InvestorsRelations.GEVDIL@ge.com

<https://www.gevernova.com/regions/asia/in/gevernova-td-india>