

May 30, 2025

Corporate Relationship Department
BSE Limited
Phiroze Jeejeebhoy Towers,
Dalal Street, Mumbai – 400 001

National Stock Exchange of India Limited
Exchange Plaza, Plot No. C-1,
Block G, Bandra – Kurla Complex,
Bandra (East), Mumbai – 400 051

Script Code: 522281

Symbol: RAMRAT

Sub.: Disclosure under Regulation 30 of the SEBI (Listing Obligations and Disclosure Requirements) Regulations, 2015 (the “Listing Regulations”) – Investor Presentation

Dear Sir/Madam,

Pursuant to Regulation 30 of the Listing Regulations, we enclose herewith the Investor Presentation on the Business and financial performance of the Company for the quarter and financial year ended on March 31, 2025.

The presentation is also being hosted on the website of the Company at www.rrshramik.com.

You are requested to take note of the above.

Thanking you,

Yours faithfully,

For Ram Ratna Wires Limited

Saurabh Gupta
AGM - Company Secretary
M. No.: A53006

Encl: as above



RAM RATNA WIRES LIMITED




INVESTOR PRESENTATION- Q4 & FY25

This presentation and the accompanying slides (the “Presentation”), which have been prepared by **Ram Ratna Wires Limited** (the “Company”), have been prepared solely for information purposes and do not constitute any offer, recommendation or invitation to purchase or subscribe for any securities, and shall not form the basis or be relied on in connection with any contract or binding commitment whatsoever. No offering of securities of the Company will be made except by means of a statutory offering document containing detailed information about the Company.

This Presentation has been prepared by the Company based on information and data which the Company considers reliable, but the Company makes no representation or warranty, express or implied, whatsoever, and no reliance shall be placed on, the truth, accuracy, completeness, fairness and reasonableness of the contents of this Presentation. This Presentation may not be all inclusive and may not contain all of the information that you may consider material. Any liability in respect of the contents of, or any omission from, this Presentation is expressly excluded.

Certain matters discussed in this Presentation may contain statements regarding the Company’s market opportunity and business prospects that are individually and collectively forward-looking statements. Such forward-looking statements are not guarantees of future performance and are subject to known and unknown risks, uncertainties and assumptions that are difficult to predict. These risks and uncertainties include, but are not limited to, the performance of the Indian economy and of the economies of various international markets, the performance of the industry in India and world-wide, competition, the company’s ability to successfully implement its strategy, the Company's future levels of growth and expansion, technological implementation, changes and advancements, changes in revenue, income or cashflows, the Company's market preferences and its exposure to market risks, as well as other risks. The Company's actual results, levels of activity, performance or achievements could differ materially and adversely from results expressed in or implied by this Presentation. The Company assumes no obligation to update any forward-looking information contained in this Presentation. Any forward-looking statements and projections made by third parties included in this Presentation are not adopted by the Company and the Company is not responsible for such third-party statements and projections.

All Maps used in the presentation are not to scale. All data, information, and maps are provided "as is" without warranty or any representation of accuracy, timeliness or completeness.



Q4 & FY25- Financial Highlights

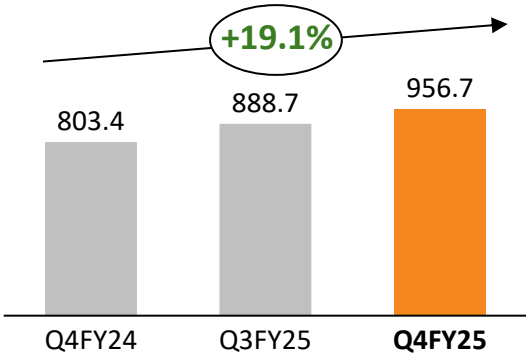
Ram Ratna Wires Ltd

Q4 & FY25- Financial Snapshot (Consolidated)

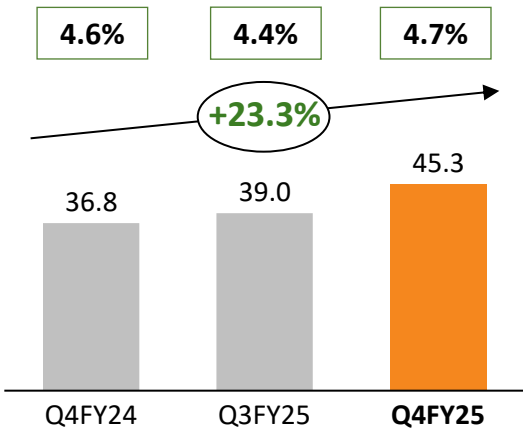
Ram Ratna Wires Ltd

(in ₹ Crs)

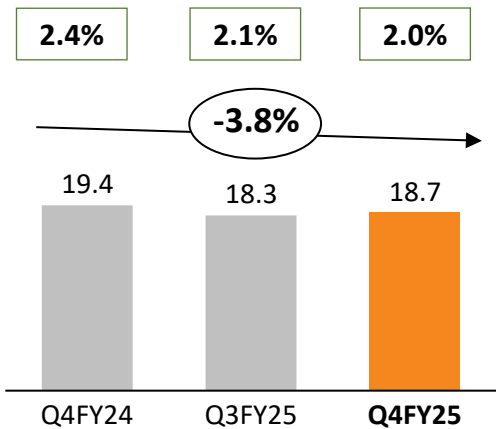
Revenue from Operations



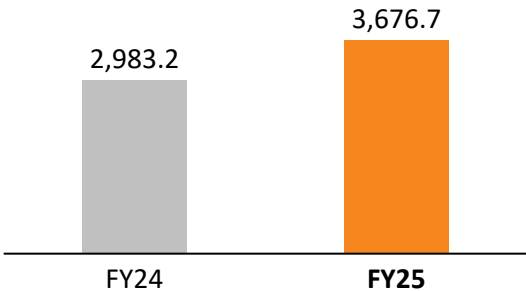
EBITDA & EBITDA Margin (%)



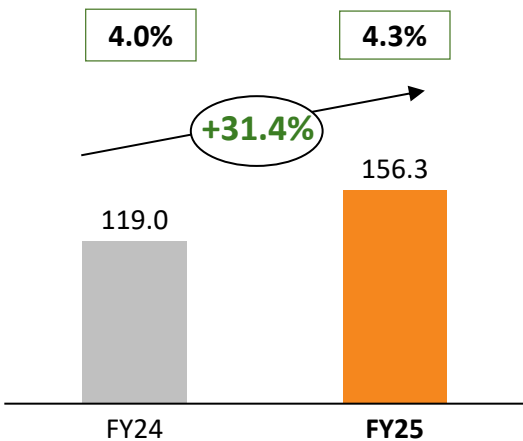
PAT & PAT Margin (%)



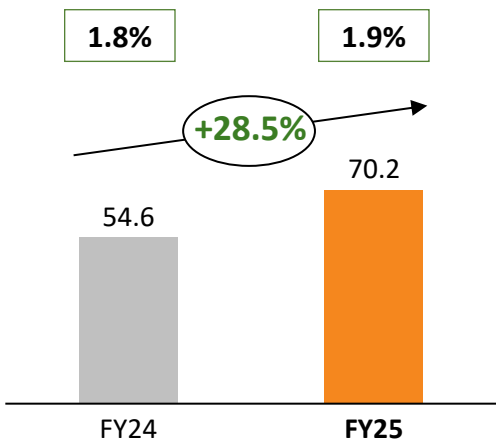
+23.2%

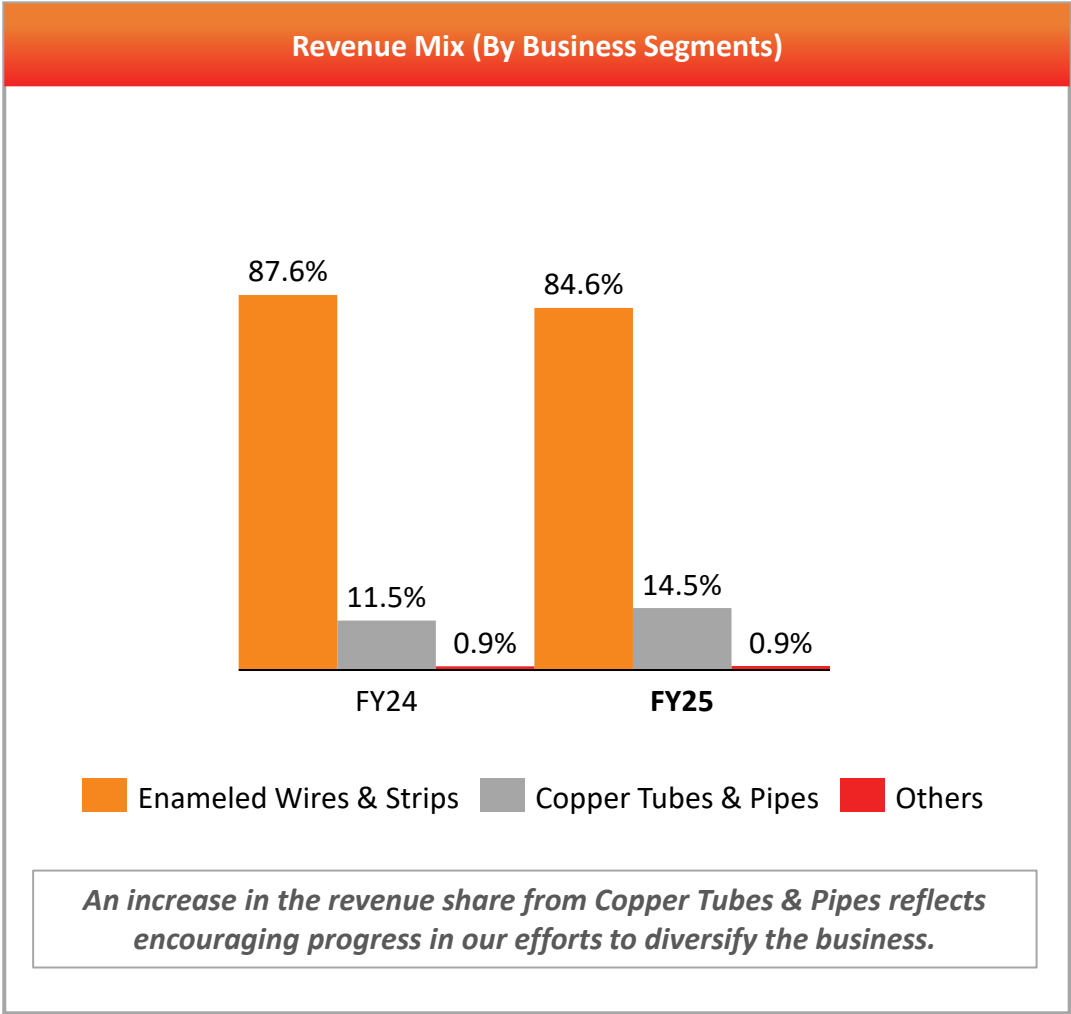
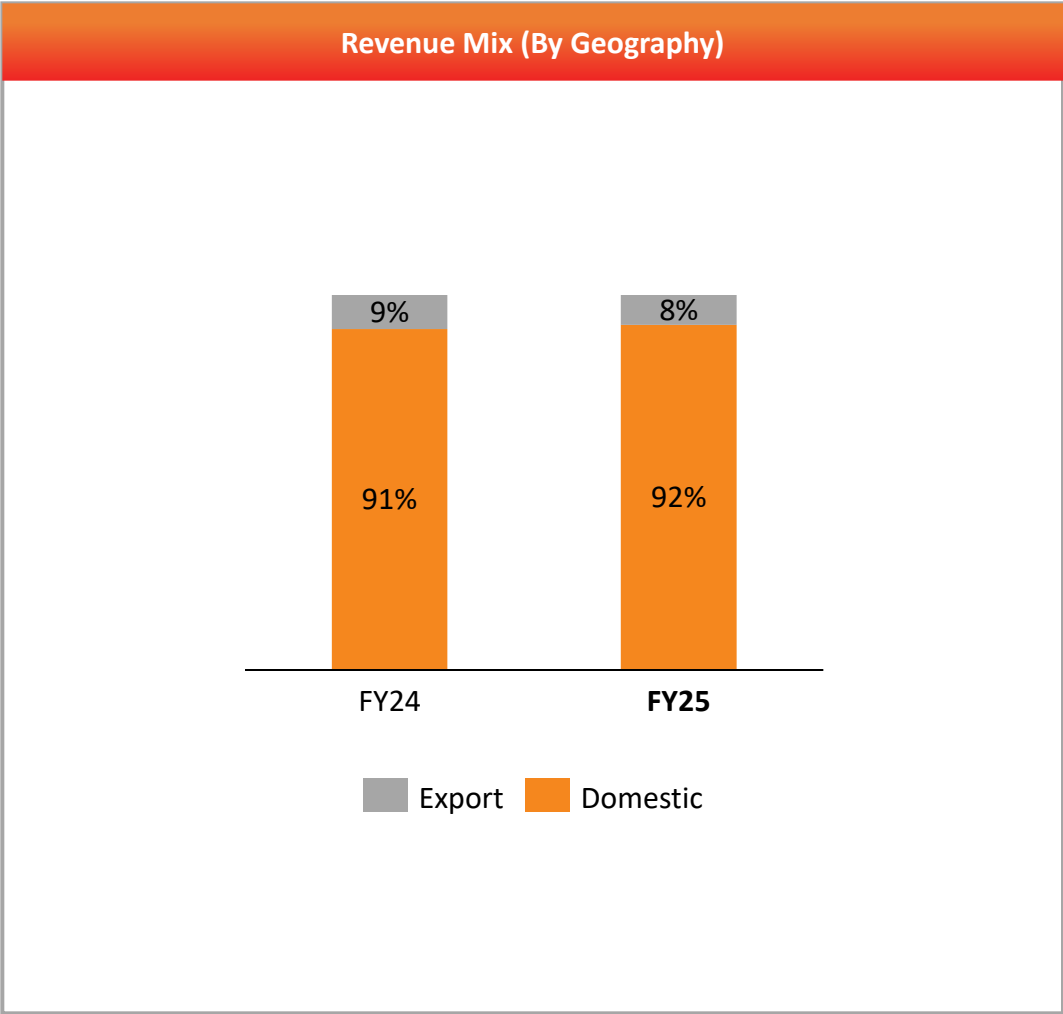


+31.4%



+28.5%





Consolidated Profit & Loss Statement

Ram Ratna Wires Ltd

Profit & Loss Statement (INR. Crs)	Q4 FY25	Q4 FY24	Y-o-Y	Q3 FY25	Q-o-Q	FY25	FY24	Y-o-Y
Revenue from Operations	956.7	803.4	19.1%	888.7	7.7%	3,676.7	2,983.2	23.2%
Gross Profit	96.6	76.0	27.1%	85.8	12.6%	335.9	270.1	24.3%
GP %	10.1%	9.5%		9.7%		9.1%	9.1%	
EBITDA	45.3	36.8	23.3%	39.0	16.4%	156.3	119.0	31.4%
EBITDA %	4.7%	4.6%		4.4%		4.3%	4.0%	
EBIT	45.8	34.4	33.0%	38.0	20.4%	152.0	114.3	32.9%
PBT	29.6	23.4	26.6%	23.4	27.0%	97.2	74.6	30.2%
Total Tax Expense	11.0	4.0		5.0		27.0	20.0	
Profit for the period	18.7	19.4	-3.8%	18.3	1.8%	70.2	54.6	28.5%
PAT %	2.0%	2.4%		2.1%		1.9%	1.8%	
EPS- Basic (in ₹)	3.60	4.00		3.74		14.29	11.88	

Consolidated Balance Sheet

Ram Ratna Wires Ltd

EQUITY & LIABILITIES (INR. Crs)	Mar-25	Mar-24
Equity Share Capital	22.0	22.0
Other Equity	438.3	388.4
Non Controlling Interest	28.7	21.7
Total Equity	489.1	432.1
Financial Liabilities		
(i) Borrowings	191.0	102.4
(ii) Lease liabilities	0.0	11.2
(iii) Other Financial Liabilities	0.3	0.3
Provisions	1.8	1.5
Deferred Tax Liabilities (Net)	10.5	4.4
Deferred Income	11.1	0.8
Total Non-Current Liabilities	214.6	120.6
Financial Liabilities		
(i) Borrowings	105.2	125.2
(ii) Lease liabilities	8.7	10.4
(iii) Trade payables		
(a) Total outstanding dues of micro enterprises and small enterprises	11.2	1.8
(b) Total outstanding dues of creditors other than micro enterprises and small enterprises	413.6	241.7
(iv) Other Financial Liabilities	43.7	9.5
Provisions	1.2	2.1
Income tax liabilities (net)	3.8	0.3
Other Current Liabilities	10.6	9.7
Total Current Liabilities	598.0	400.8
TOTAL EQUITY & LIABILITIES	1,301.8	953.5

ASSETS (Rs. Crs)	Mar-25	Mar-24
Property, Plant and Equipment	351.7	171.8
Capital work-in-progress	113.5	28.6
Goodwill	26.2	1.4
Intangible Assets	0.1	1.7
Right of use of Assets	27.8	40.6
Financial Assets		
(i) Investments in Joint Venture	19.0	5.9
(ii) Other Investments	0.0	0.0
(iii) Other Financial Assets	2.9	0.9
Income Tax Assets (Net)	1.3	7.8
Loans	17.9	0.1
Other Non-Current Assets	29.0	48.1
Total Non-Current Assets	589.3	307.0
Inventories	233.7	195.9
Financial Assets		
(i) Investments	0.0	37.4
(ii) Trade receivables	390.1	322.7
(iii) Cash and cash equivalents	1.7	1.9
(iv) Bank balances other than (iii) above	22.2	21.9
(v) Loans	0.3	0.3
(vi) Other current financial assets	4.3	6.4
Other Current Assets	60.0	55.6
Assets held for sale	0.2	4.5
Total Current Assets	712.4	646.5
TOTAL ASSETS	1,301.8	953.5

Consolidated Cash Flow Statement

Ram Ratna Wires Ltd

Particulars (INR in Cr)	Mar-25	Mar-24
Profit before Tax	97.2	74.6
Adjustment for Non-Operating Items	71.4	53.5
Operating Profit before Working Capital Changes	168.5	128.1
Changes in Working Capital	80.6	39.2
Cash Generated from Operations	249.2	167.3
Less: Direct Taxes paid	21.8	29.0
Net Cash from Operating Activities	227.4	138.4
Cash Flow from Investing Activities	-268.0	-5.6
Cash Flow from Financing Activities	3.1	-107.2
Net increase/ (decrease) in Cash & Cash equivalent	-37.6	25.5
Add: Cash and cash equivalents at the beginning of the year	39.2	13.6
Add: Net effect of exchange gain on cash and cash equivalents	0.0	0.0
Cash and cash equivalents at the end of the year	1.7	39.2



Company Overview


Ram Ratna Wires Ltd



Over **3** decades of
Manufacturing expertise



India's Leading
Manufacturer of super
enameled copper winding wires



India's Only Manufacturer
Offering widest range of enamelled
wires (0.016 mm – 5.000 mm)



ROCE*
21%



~41,400 Tons
Annual Capacity for Enamelled Wires*



85-90%
Capacity Utilization*



Extensive Distribution Network
200+ Cities



Supplies 70-75% Products
to Large OEMs



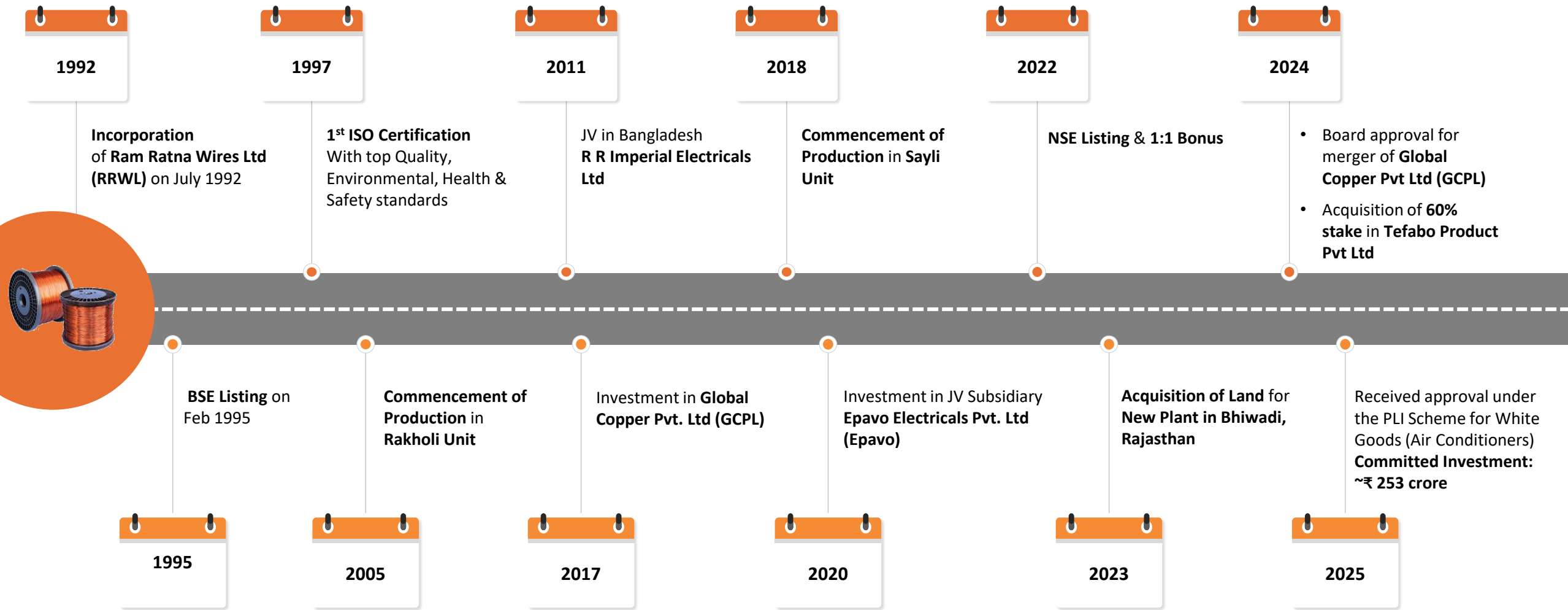
**Investment of ₹700 Cr in Capacity Building
over the next 3 years**
₹250 Cr Already Invested in FY25



Proven Track record **Revenue & PAT growing at CAGR
(5 years) of 20% & 37%** respectively

	FY15	FY20	FY25
Product Segments	<ul style="list-style-type: none"> Wires: Enamelled Copper & Aluminium, Submersible Strips: Enameled Copper 	<ul style="list-style-type: none"> Wires: Enamelled Copper & Aluminium, Submersible, Braided, Bonded, Corona, Litz, Paper Covered Strips: Enameled Copper, Enamelled Aluminium, Paper Covered Copper tubes 	<ul style="list-style-type: none"> Wires: Enameled Copper & Aluminium, Submersible, Braided, Bonded, Corona, Litz, Paper Covered Strips: Enameled Copper, Enamelled Aluminium, Paper Covered Copper Bunching & Compacting Products, MCB Coils Copper tubes BLDC Motors & HVLS Fans
Capacity	<ul style="list-style-type: none"> Wires & Strips: 17,000 Tons 	<ul style="list-style-type: none"> Wires & Strips: 36,557 Tons Tubes: 4,200 Tons 	<ul style="list-style-type: none"> Wires, Strips & Bunching, etc : 41,400 Tons Tubes: 7,200 Tons <p>(Planned Capacity by RRWL: 24000 MTPA -In Progress)</p>
Financials	<ul style="list-style-type: none"> Revenue: 747 Crs EBITDA: 34 Crs 	<ul style="list-style-type: none"> Revenue: 1,446 Crs (FY15-FY20) CAGR: 14% EBITDA: 60 Crs (FY15-FY20) CAGR: 11% 	<ul style="list-style-type: none"> Revenue: 3,677 Crs (FY21-FY25) CAGR: 20% EBITDA: 156 Crs (FY21-FY25) CAGR: 21%

"From a Modest Electrical Trading Shop to India's Leading Winding Wire Manufacturer"




Enamelled Copper Wires

- Motors
- Transformers
- Generators
- Automotives
- Switch gear
- Wind Generators
- Fans



Enamelled Copper Strips

- Various types of Transformers
- Alternators
- MCB
- Heavy Motors



Submersible Winding Wires

- Submersible Pumps Motors of all sizes



Paper Covered Strips

- Power Transformers
- Distribution transformers
- ACB, VCB



Bare Copper Strips

- Automotive Radiators
- Electrical Fittings and Terminals
- Heat Exchangers and Condensers
- Transformers and Earthing Systems



Enamelled Aluminum Wires

- Electronic Circuits
- Television Degaussing Coils
- Washing Machine Motors
- Fans and AC Compressors



Fine & Ultra Fine Enamelled Wires

- Relays
- Small Motors
- Automotive Sensors
- Stepper Motors
- Solenoids
- Wrist watches & Wall Clocks
- Wireless Chargers



Litz Wires

- Induction Heating plate
- High Frequency Transformers
- Wireless Chargers
- Electric Vehicle Chargers
- Medical Sterilization Equipments



Value Added Products

Ram Ratna Wires Ltd



Copper Tubes

Global Copper Pvt. Ltd.
Acquired: 60% Stake in 2017
Current Capacity: 7200 MTPA

Applications:

- Air Conditioners
- HVAC & Refrigeration
- Plumbing and Water Distribution Systems
- Solar Water Heating Systems



BLDC Motors

EPAVO Electricals Pvt. Ltd.
(50:50 Joint Venture with Epack Durable Ltd.)
Established in 2020

Applications:

- Ceiling Fans
- Electric motors and generators
- HVLS Fans
- Electrical Two Wheeler



Fabricated Products

Tefabo Product Pvt. Ltd.
Acquired: 60% Stake in 2024
Acquisition of additional 4% (Approved by Board)

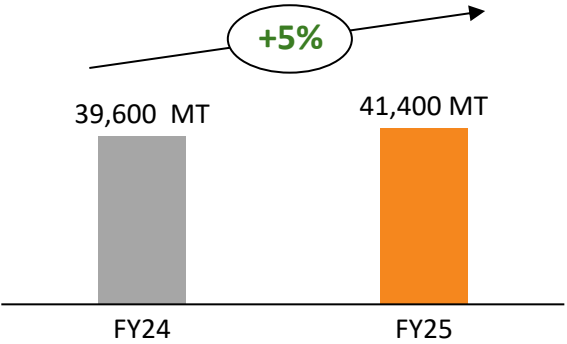
Applications:

- Wind Turbine Components
- Industrial Tanks
- Machine Parts
- Engineering Equipment

Current Capacity

2 state of the art Manufacturing plants

Dadra & Nagar Haveli & Daman & Diu



Product capabilities: Copper & Alluminum winding wires

Silvassa expansion progressing as planned; expecting completion by H1 FY26

New Expansion

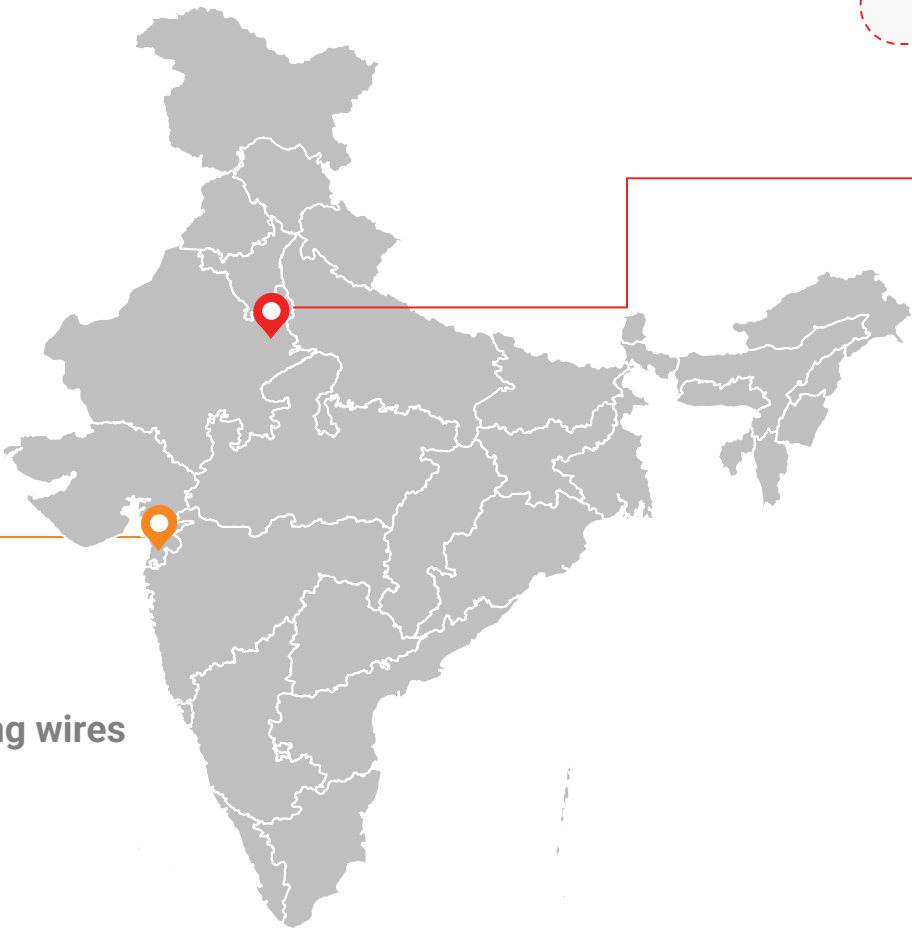
Bhiwadi, Rajasthan

Installed Capacity

24000 MTPA

(Awaiting Government Approvals)

Product capabilities: Copper Tubes



A Glimpse into Our Manufacturing Facilities


Ram Ratna Wires Ltd





Our Esteemed Board of Directors

Ram Ratna Wires Ltd



Shri Rameshwarlal Kabra
Chairman Emeritus
Padma Shri Awardee (Trade & Industry - 2018)



Shri Tribhuvanprasad Kabra
Chairman



Shri Mahendrakumar Kabra
Managing Director



Shri Hemant Kabra
Joint Managing Director*



Shri Sumeet Kabra
Additional Executive Director*



Shri Hitesh Laxmichand Vaghela
Director



Shri Ramesh Chandak
Independent Director




Shri Ashok Kumar Goel
Independent Director



Smt. Payal Agarwal
Independent Director



Shri Ankit Kedia
Independent Director



Shri Sanjay Agarwal
Additional Independent Director*

Strong Management Team

Ram Ratna Wires Ltd



Shri Satish Kumar Agarwal

Strategic Advisor

Associated with the R R Group for over three decades, he is a CA and expert in financial strategy and tax planning, played a vital role in setting-up all the manufacturing facilities & lead public issue in 1995



Shri Rajeev Maheshwari

Chief Financial Officer*


CA by qualification with the overall F&A responsibility; instrumental in ERP implementation, Automation & SOPs. He has been associated with us for more than a decade



Shri Vijay Chandak

Senior Vice President Development

B.E. in Metallurgy and DBM by qualification. He has been associated with us for over two decades and has work experience of more than 35 years in the areas of projects planning and implementation



Shri Saurabh Gupta

Asst. General Manager - Company Secretary

CA & CS by qualification ensuring strict Corporate Governance & Secretarial Compliances. He has been associated with us for over a decade



Shri Raj Narayan Singh

General Manager -Works

Diploma in Electrical by qualification. He has been associated with us for over four decades, overseeing machinery, processes & manufacturing



Shri Nimesh Kapoor

Senior Vice President – Marketing

Commerce graduate and Diploma holder in Electronics & Hardware Technology, with extensive experience in the copper wire and automotive sectors. He has been associated with us for over a decade



Shri Amrut Kajrekar

General Manager- Tech Cell

Associated with us for more than two decades, he is a Science graduate and Diploma holder in Electrical Insulation Technology, specialized in QMS, Automation & Research & Development



Shri Uttam Somani

Manager – Sales & Commercial

Associated with us for more than two decades, he is a Commerce graduate by qualification, plays a crucial role in procuring key raw materials and leading coordination with key customers

Trust



Reliable supplier in Automotive industry



American certifying Lab approval



Quality & Specifications approved for applications in Indian Railway

We are the proud member of ACMA with IATF 16949:2016 certification, it takes us way ahead of our competitors

Assurance



With top Quality, Environmental, Health & Safety standards

Associations



Building a Strong Brand Presence through Strategic Associations and Partnerships



Ram Ratna Wires Ltd

Expansion in Value Added Products

Acquired – 60%

Founded in 2010, Global Copper Pvt Ltd (GCPL) is a **leading copper tube manufacturer**, partnering with industry giants like Daikin, LG, and Panasonic. Known for advanced Cast & Roll technology, GCPL serves sectors like **air conditioning, refrigeration, plumbing, and solar thermal systems**, adhering to global standards.

With **India's copper tube industry** set for **5-6% CAGR growth***, GCPL is expanding its capacity from **7,200 MTPA to over 12,000 MTPA (expansion currently underway)**. Focused on innovation, sustainability, and new markets, GCPL aligns with the **"Make in India"** initiative.

Our products are approved by all leading brands



Import Substitution

~ 70% of copper tubes presently imported

Manufacturer with advanced "Cast & Roll" Technology in India

Benefits to Domestic manufacturers

Levy of CVD (Anti Subsidy) on import of Copper Tubes

Manufacturer of Level Wound Coil (LWC) in India

Distribution network spread over **200+ cities** in India

Fully integrated & automated facility using 100% online Eddy Current Testing system



Joint Venture with Epack Durables Ltd

Incorporated in 2020, Epavo Electricals Private Limited (EEPL) is **India's youngest manufacturing company** of **BLDC motor** for global markets. The Company is backed by RR Global and Epack Durable Limited, having 3+ decades of experience in electricals and appliances products like **wires & Cables, Enamelled wires, Copper bus bars, Air conditioners, Mixer grinders** with wide technical know-how in customized development and manufacturing.

With its foundation rooted in a strong partnership, Epavo is well-positioned to continue advancing in the electrical solutions sector, offering innovative and high-quality products and services.



BLDC Motors for Air conditioners

- India manufactures 6.5 to 7.5 million air conditioners annually, with over 85% of components imported from countries like China, Vietnam, and Hong Kong.
- EPAVO, registered under the Gol's PLI scheme, provides energy-efficient BLDC motors (15W to 45W) tailored for India's air conditioner OEMs and contract manufacturers, reducing reliance on imports.



BLDC Ceiling Fan Motors

- The new BEE star rating system has downgraded many ceiling fans from 5-star to 1-star, increasing the demand for greater energy efficiency.
- EPAVO's BLDC motors consume only 27W to 28W, significantly less than the 75W to 85W of traditional fans, meeting BEE's 5-star standards while providing exceptional energy savings and maintaining strong air delivery.



Electrical Vehicle Motors

- The Indian domestic EV market is projected to grow at a CAGR of 49%, reaching approximately 10 million units annually by 2030, positioning EPAVO to meet the demand for locally manufactured, energy-efficient motors.
- EPAVO's EV motors, produced at the Dadra unit with over 60% localized components, range from 250W to 1500W.



HVAC Motors (PMSM Motors)

- Permanent Magnet Synchronous Motors (PMSM) are specifically designed for HVAC applications, including large HVLS fans in industrial sheds, shopping malls, and airports
- As the first "Make in India" solution in this category, these motors feature over 90% localized components offering highly efficient option for ventilation.

About the Business (Acquired 60%)
Additional 4% Acquisition – Approved by Board



Founded: 2018



Core Business: Renewable energy-focused contract manufacturing
(Wind sector dominant)



Key Segment: Tower internals for wind turbines



Customers: Almost all major OEMs in India in the wind energy segment



Market Position: Holds 30–40% of the market in key product segments

Manufacturing Facilities

Total Capacity- 70–80 towers/month (FY26E)



Current Capacity

Bangalore, Karnataka
Capacity: ~40 towers/month



New Expansion

Vadodara, Gujarat
Capacity: ~30-40
towers/month (FY26 E)

Financial Performance*

Particulars	FY25	FY24
Revenue from Operations	7,207.0	8056.1
EBITDA	1048.8	997.6
EBITDA %	14.6%	12.4%
PAT	389.2	419.8
PAT %	5.4%	5.2%

Key Developments & Future Growth Drivers

- New capacity being added at Vadodara, Gujarat to meet growing demand
- Manufacturing of mini wind turbines to begin under European tech transfer (agreement signing in progress)
- Siemens in advanced discussions for 5-year capacity booking (50% of their requirement)
- GRI has signed a 3-year agreement to buy a minimum of 10 towers monthly
- Combined bookings from Siemens and GRI pre-book 40–50% of Bangalore capacity.

*As considered in consolidated financial statements of the company.



Key Growth Drivers

Ram Ratna Wires Ltd

The India Copper Pipes and Tubes Market, valued at USD 1.73 billion in 2023, is projected to grow at a CAGR of 5.10%, reaching USD 2.42 billion by 2030. With current demand at 1,00,000 tons per annum and growing at over 10%, Ram Ratna Wires Ltd., along with its subsidiary Global Copper Pvt. Ltd. (GCPL), is positioned to serve approximately 30% of this demand, supported by new capacity installation currently underway in Bhiwadi, Rajasthan.

Growth Drivers

Surging Demand for Energy-Efficient Cooling Solutions

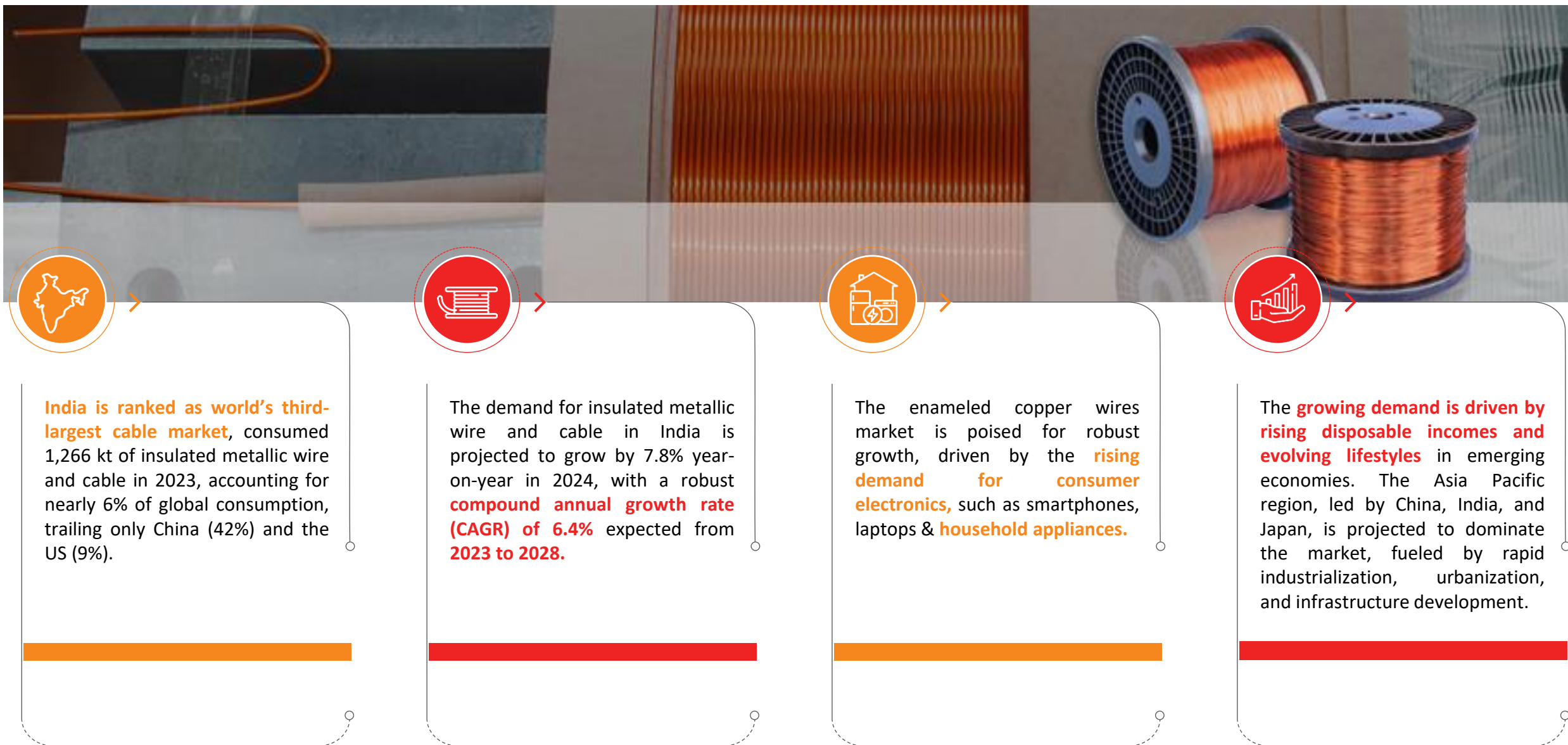
- Copper pipes and tubes, with superior heat transfer and anti-corrosive properties, are critical components for heat exchangers, condensers, and evaporators.
- With nearly two-thirds of global households expected to own air conditioners by 2050, driven by growth in China, India, and Indonesia

Modernization of Plumbing Infrastructure

- Known for its longevity and resilience, copper pipes and tubes are highly favored in plumbing applications.
- The rise in residential and commercial construction, particularly in emerging economies like India, alongside urbanization trends requiring updated plumbing systems, is fueling demand for copper pipes.

Enhanced Focus on Health and Sustainability

- Copper pipes and tubes help create healthier environments by minimizing bacterial survival in HVAC and plumbing applications.
- Additionally, its recyclability and alignment with sustainability initiatives bolster its adoption in various industries



Transformers



- **India's transformer market** is set for strong growth, driven by rising power demand, manufacturing, electrification, and the **500 GW green energy target by 2030**, with **Rs. 4.75 trillion in power transmission investments** expected by **2027**
- **AC transformation capacity** is growing at **6.8% CAGR (2018-2024)**, **HVDC** at **8.3%**, and **distribution capacity** at **7.6% CAGR (2018-2022)**

Rotating Machines



- The demand for rotating machines in India is surging due to the **rise in industrial automation** and the **necessity for energy efficient motors**
- Projections indicate that **India's electric motor market** is set to grow at an impressive **compound annual growth rate (CAGR) of 11% from 2023 to 2028**, driven primarily by expanding industrialization

Meters



- **India's government** has set an **ambitious goal of installing 250 million smart electricity meters** by the end of **2025**. To execute this, government launched the **Revamped Distribution Sector Scheme (RDSS)**
- India is on track to become **the largest market for smart electricity meters by 2030**, in terms of both annual shipments and revenue

Significant Export Expansion



- Industry exports are expected to grow by **2.5 times by 2030**, highlighting increased global demand for Indian electrical equipment and enhanced international participation

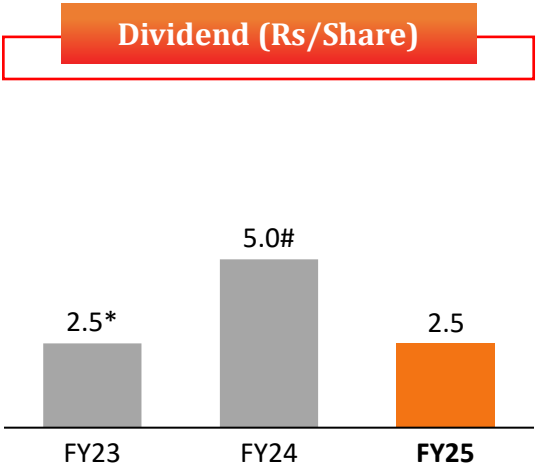
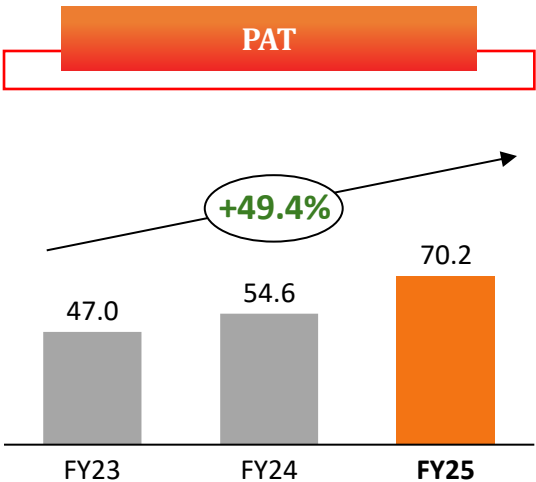
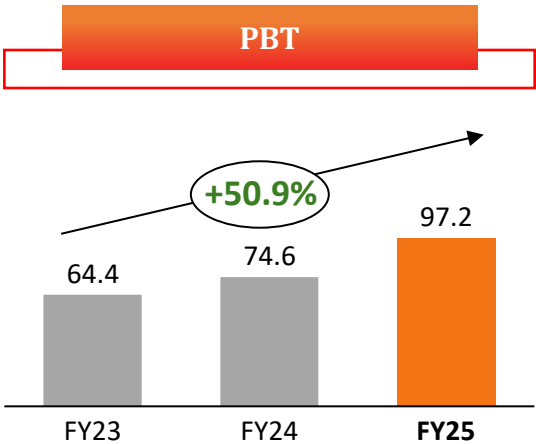
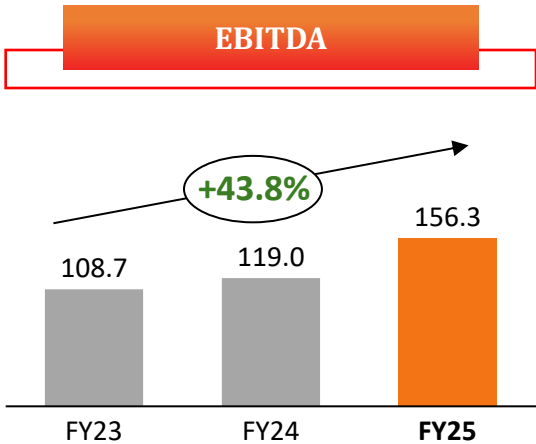
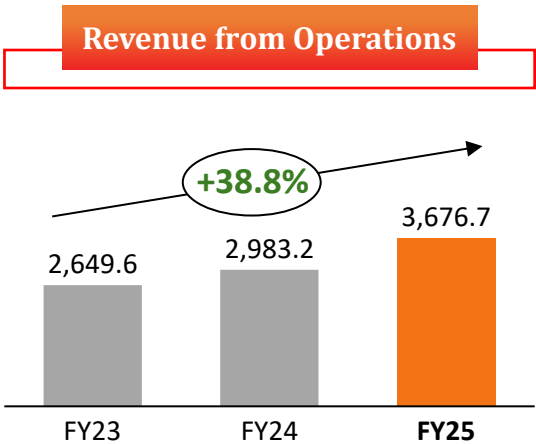


Historical Performance

Ram Ratna Wires Ltd

Robust Growth Trajectory – FY23 to FY25

(Consolidated)

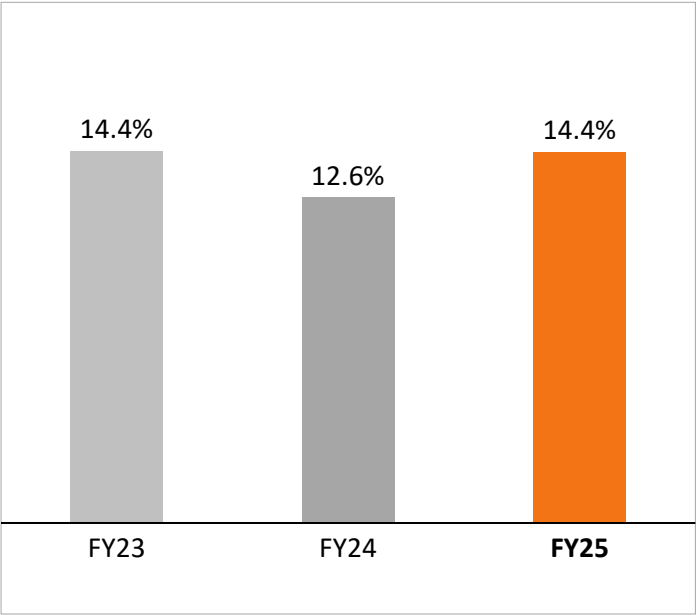


* Normalised for Bonus (1:1) equity in FY23

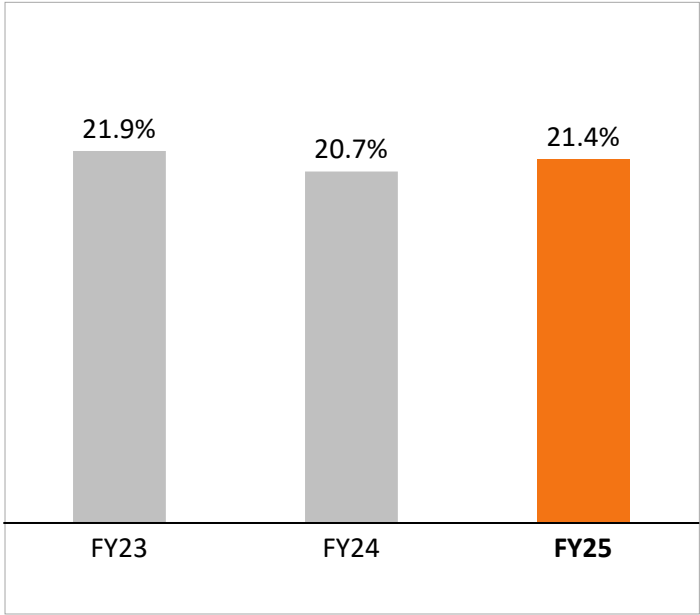
Rs 2.50 Special interim & Rs 2.50 final dividend for FY23-24

(Consolidated)

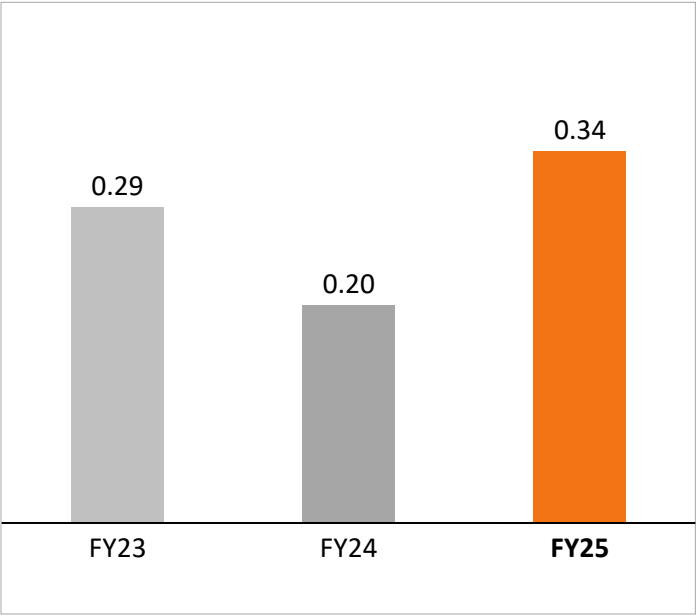
ROE



ROCE



Net Debt/Equity Ratio



* Net Debt/Equity Ratio= (Non-current Borrowings + Non-current Lease Liabilities- Cash & Cash Equivalents)/ Total Equity

Historical Consolidated Profit & Loss Statement

Ram Ratna Wires Ltd

Profit & Loss Statement (INR. Crs)	FY25	FY24	FY23
Revenue from Operations	3,676.7	2,983.2	2,649.6
Cost of Materials Consumed	3,355.4	2690.1	2455.5
Purchase of stock-in-trade	19.4	0.2	0.0
Changes in Inventories of Finished Goods and Work in Progress	-33.9	22.8	-51.7
Gross Profit	335.9	270.1	245.8
GP %	9.1%	9.1%	9.3%
Employee Benefits Expense	66.9	55.5	47.6
Other Expenses	112.7	95.6	89.5
EBITDA	156.3	119.0	108.7
EBITDA %	4.3%	4.0%	4.1%
Other Income	17.8	15.0	6.9
Depreciation and Amortisation Expense	22.1	19.7	18.5
EBIT	152.0	114.3	97.2
Finance Costs	53.7	40.0	33.0
Share of Profit of Joint Venture (net of tax)	-1.1	0.3	0.3
PBT	97.2	74.6	64.4
Total Tax Expense	27.0	20.0	17.4
Profit for the period	70.2	54.6	47.0
PAT %	1.9%	1.8%	1.8%
EPS- Basic (in ₹)	14.29	11.88	10.20

Historical Consolidated Balance Sheet

Ram Ratna Wires Ltd

EQUITY & LIABILITIES (INR. Crs)	Mar-25	Mar-24	Mar-23
Equity Share Capital	22.0	22.0	22.0
Non Controlling Interest	28.7	21.7	14.2
Other Equity	438.3	388.4	289.6
Total Equity	489.1	432.1	325.8
Financial Liabilities			
(i) Borrowings	191.0	102.4	96.4
(ii) Lease liabilities	0.0	11.2	0.4
(iii) Other Financial Liabilities	0.3	0.3	0.2
Provisions	1.8	1.5	1.2
Deferred Income	11.1	0.8	0.1
Deferred Tax Liabilities (Net)	10.5	4.4	21.1
Total Non-Current Liabilities	214.6	120.6	119.4
Financial Liabilities			
(i) Borrowings	105.2	125.2	169.5
(ii) Lease liabilities	8.7	10.4	0.2
(iii) Trade payables			
(a) Total outstanding dues of micro enterprises and small enterprises	11.2	1.8	4.5
(b) Total outstanding dues of creditors other than micro enterprises and small enterprises	413.6	241.7	187.7
(iv) Other Financial Liabilities	43.7	9.5	8.0
Provisions	1.2	2.1	1.5
Income Tax Liabilities (Net)	3.8	0.3	1.7
Other Current Liabilities	10.6	9.7	10.4
Total Current Liabilities	598.0	400.8	383.5
TOTAL EQUITY & LIABILITIES	1,301.8	953.5	828.7

ASSETS (INR. Crs)	Mar-25	Mar-24	Mar-23
Property, plant and equipment	351.7	171.8	143.1
Capital work-in-progress	113.5	28.6	3.5
Right -of- use Assets	27.8	40.6	0.6
Goodwill	26.2	1.4	1.4
Intangible Assets	0.1	1.7	2.1
Intangible Assets Under Development	0.0	0.0	0.0
Financial Assets			
(i) Investments in Joint Venture	19.0	5.9	5.6
(ii) Other Investments	0.0	0.0	68.9
(iii) Loans	17.9	0.1	0.1
(iv) Other Financial Assets	2.9	0.9	0.7
Income Tax Assets (Net)	1.3	7.8	1.1
Other non-current assets	29.0	48.1	14.6
Total Non - Current Assets	589.3	307.0	241.7
Current Assets			
Inventories	233.7	195.9	187.0
Financial Assets			
(i) Investments	0.0	37.4	5.0
(ii) Trade receivables	390.1	322.7	341.4
(iii) Cash and cash equivalents	1.7	1.9	8.6
(iv) Bank balances other than (iii) above	22.2	21.9	1.7
(v) Loans	0.3	0.3	0.2
(vi) Other current financial assets	4.3	6.4	0.6
Assets held for Sale	0.2	4.5	11.1
Other current assets	60.0	55.6	31.5
Total Current Assets	712.4	646.5	587.0
TOTAL ASSETS	1,301.8	953.5	828.7

Historical Consolidated Cash Flow Statement

Ram Ratna Wires Ltd

Particulars (INR in Cr)	Mar-25	Mar-24	Mar-23
Profit before Tax	97.2	74.6	64.4
Adjustment for Non-Operating Items	71.4	53.5	51.2
Operating Profit before Working Capital Changes	168.5	128.1	115.7
Changes in Working Capital	80.6	39.2	-33.5
Cash Generated from Operations	249.2	167.3	82.1
Less: Direct Taxes paid	21.8	29.0	17.4
Net Cash from Operating Activities	227.4	138.4	64.7
Cash Flow from Investing Activities	-268.0	-5.6	-20.4
Cash Flow from Financing Activities	3.1	-107.2	-45.4
Net increase/ (decrease) in Cash & Cash equivalent	-37.6	25.5	-1.1
Add: Cash and cash equivalents as at 1 st April	39.2	13.6	14.7
Add: Net effect of exchange gain on cash and cash equivalents	0.0	0.0	0.0
Cash and cash equivalents as at 31 st March	1.7	39.2	13.6



Ram Ratna Wires Limited
CIN: L31300MH1992PLC067802
Name – Mr. Saurabh Gupta
Designation – AGM - Company Secretary
Email – investorrelations.rrwl@rrglobal.com



Ms. Prachi Ambre
+91 83559 85370
Prachi.ambre@in.mpms.mufg.com

Mr. Irfan Raen
+91 97737 78669
irfan.raen@in.mpms.mufg.com