

# PRITIKA AUTO INDUSTRIES LTD

Regd. Office : C-94, Phase VII, Industrial Focal Point, S.A.S. Nagar (Mohali) -160 055  
CIN : L45208PB1980PLC046738 Phone : 0172-5008900, 5008901

Date: 25<sup>th</sup> August, 2025

To

Department of Corporate Services,  
National Stock Exchange of India Ltd.  
Exchange Plaza, BandraKurla Complex,  
Bandra (East),  
Mumbai - 400 051

Department of Corporate Services,  
BSE Limited  
P.J. Towers, Dalal Street,  
Mumbai --400 001

NSE Symbol: PRITIKAUTO

BSE Scrip Code: 539359

**Sub: Submission of Investor Presentation under Regulation 30 of SEBI (Listing Obligations and Disclosure Requirements) Regulations, 2015**

Dear Sir/Madam,


With reference to Regulation 30 of the SEBI (Listing Obligations and Disclosure Requirements) Regulations, 2015, please find enclosed the Investor Presentation on the overview of the financial position and business operations of the Company for the investors and public at large.

Kindly take the same on your records and oblige.

Thanking you,

Yours truly,  
For Pritika Auto Industries Limited

  
C B Gupta  
Company Secretary



c/c :


CSE Scrip Code: 18096  
The Calcutta Stock Exchange Limited  
7, Lyons Range  
Calcutta- 700 001

Encl. a/a



E-mail : [info@pritikaautoindustries.com](mailto:info@pritikaautoindustries.com), [compliance@pritikaautoindustries.com](mailto:compliance@pritikaautoindustries.com), [info@pritikagroup.com](mailto:info@pritikagroup.com)

Website : [www.pritikaautoindustries.com](http://www.pritikaautoindustries.com)







**Late Raminder Singh Nibber**  
**Founder**

- **Strong Vision & Ethos laid down by our founder and first generation entrepreneur continues to guide the Company forward**
- **Mechanical Engineer started career with Escorts Limited for 10 years**
- **Awarded “UDYOG PATRA” for Self Made Industrialists by Institute of Trade and Industrial development in July 2003**
- **Ex Chairman of Confederation of Indian Industry - Mohali Zone**
- **Ex Member of Mohali Industries Association & PHD Chamber of Commerce**



*This presentation has been prepared by Pritika Auto Industries Limited (the “Company”) solely for information purposes and does not constitute any offer, recommendation or invitation to purchase or subscribe for any securities, and shall not form the basis or be relied on in connection with any contract or binding commitment what so ever. No offering of securities of the Company will be made except by means of statutory offering document containing detailed information about the Company.*

*This presentation has been prepared by the Company based on information and data which the Company considers reliable, but the Company makes no representation or warranty, express or implied, whatsoever, and no reliance shall be placed on, the truth, accuracy, completeness, fairness and reasonableness of the contents of this presentation. This presentation may not be all inclusive and may not contain all of the information that you may consider material. Any liability in respect of the contents of, or any omission from, this presentation is expressly excluded.*

*Certain matters discussed in this presentation may contain statements regarding the Company’s market opportunity and business prospects that are individually and collectively forward-looking statements. Such forward-looking statements are not guarantees of future performance and are subject to known and unknown risks, uncertainties and assumptions that are difficult to predict. These risks and uncertainties include, but are not limited to, the performance of the Indian economy and of the economies of various international markets, the performance of the industry in India and world-wide, competition, the Company’s ability to successfully implement its strategy, the Company’s future levels of growth and expansion, technological implementation, changes and advancements, changes in revenue, income or cash flows, the Company’s market preferences and its exposure to market risks, as well as other risks. The Company’s actual results, levels of activity, performance or achievements could differ materially and adversely from results expressed in or implied by this Presentation. The Company assumes no obligation to update any forward-looking information contained in this presentation. Any forward-looking statements and projections made by third parties included in this presentation are not adopted by the Company and the Company is not responsible for such third party statements and projections.*



# Table of Contents




Financial Highlights



Business Overview



Company Overview



Way Ahead



Industry Overview





# Consolidated Quarterly

Financial Highlights







Commenting on the results,  
**Mr. Harpreet Singh Nibber,**  
**Chairman & Managing**  
**Director,**

Pritika Auto Industries Limited

“I am happy to share that Q1FY26 marks a great beginning to the new financial year with impressive volumes on the back of recovering demand. Revenue in Q1 FY26 was reported at Rs. 114.61 crore, while EBITDA and PAT grew 20.93% and 36.26% year-on-year to Rs. 17.44 crore and Rs. 6.09 crore, respectively.

With demand momentum intact and volumes scaling, the focus remains on tight control of overheads, mix optimization, and disciplined working-capital management to recover EBITDA margin toward historical levels while sustaining growth.

As part of our strategic growth roadmap, we are intensifying efforts to expand our client base by engaging with new OEMs and tapping into high-potential sectors such as Railways and Defence. In parallel, we are enhancing our product portfolio with innovative, value-added components designed to meet the evolving requirements of these industries. These initiatives are expected to diversify our revenue streams, deepen long-term customer partnerships, and position us as a preferred supplier across multiple sectors.

For FY26, we are targeting revenue growth of 15–20%, supported by sustained demand from existing clients, strategic forays into Railways and Defence, and the introduction of new, high-value products. Backed by a sharp focus on operational efficiency, client diversification, and higher capacity utilization, we are well-positioned to deliver sustainable and profitable growth in the year ahead.

The entire team of Pritika Auto Industries limited has been instrumental in bringing us thus far and I express my sincere gratitude to all the stakeholders for their support and trust.”



# Quarterly Financial Highlights – Q1 FY26

## Standalone

### Q1 FY26

₹ 113.72 Crore	29.38% ↑	
Revenue from Operations	YoY Growth	
₹ 11.99 Crore	10.61% ↑	
10.51%	YoY Growth	
EBITDA & Margin		
₹ 4.07 Crore	15.03% ↑	
3.58%	YoY Growth	
PAT & Margin		

## Consolidated

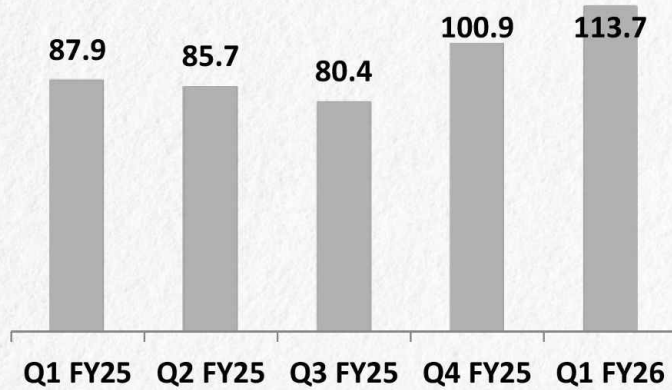
### Q1 FY26

₹ 114.61 Crore	29.06% ↑	
Revenue from Operations	YoY Growth	
₹ 17.44 Crore	20.93% ↑	
15.22%	YoY Growth	
EBITDA & Margin		
₹ 6.09 Crore	36.26% ↑	
5.32%	YoY Growth	
PAT & Margin		

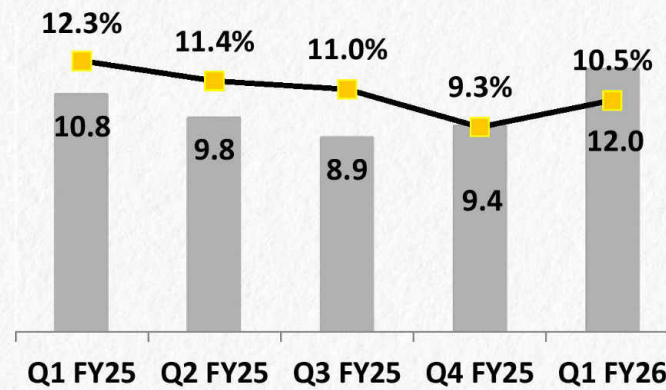


# Key Performance Indicators (Standalone)

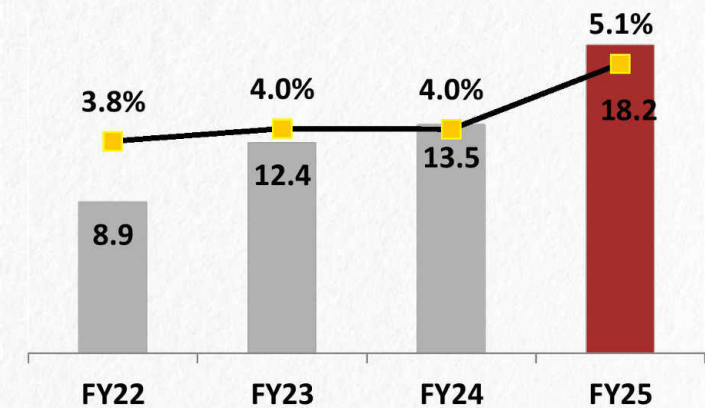
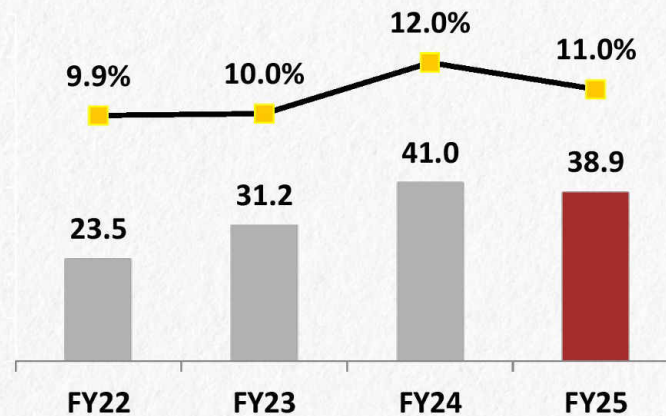
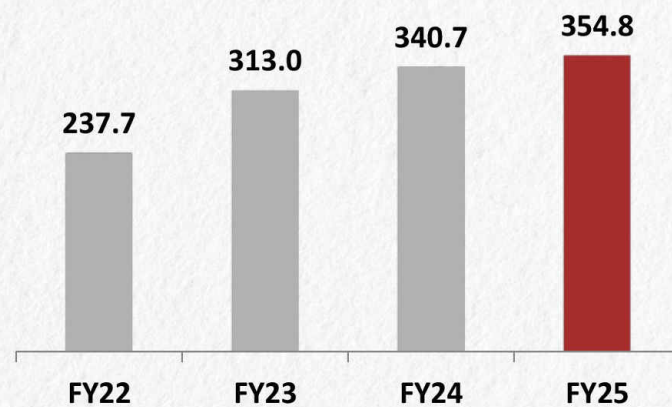
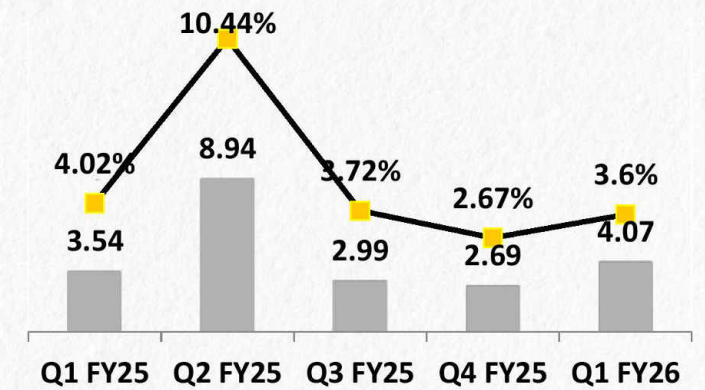
Revenue (Rs. Cr)



EBITDA (Rs. Cr) / Margin (%)

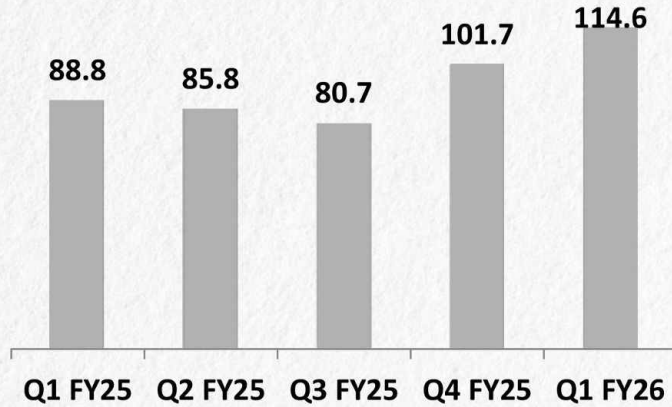


PAT (Rs. Cr) / Margin (%)

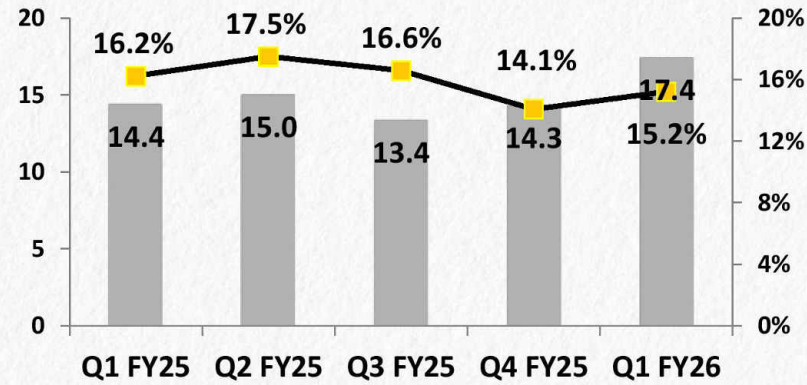


# Key Performance Indicators (Consolidated)

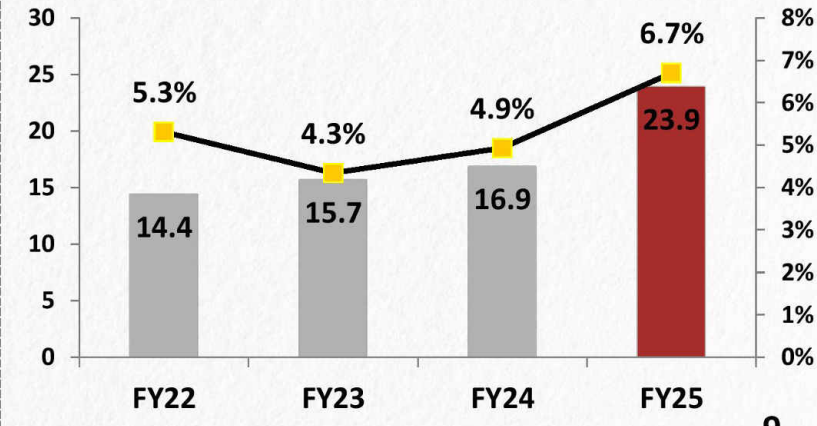
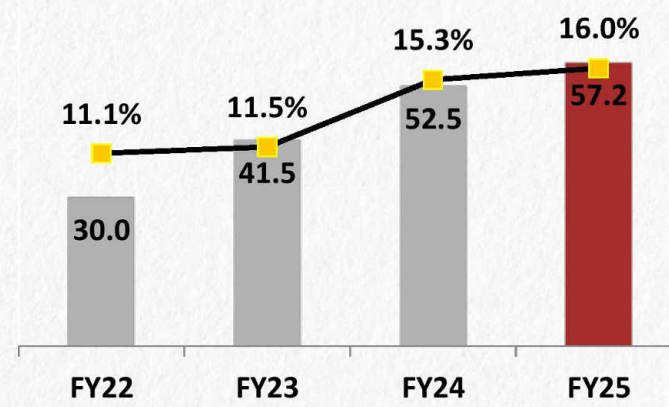
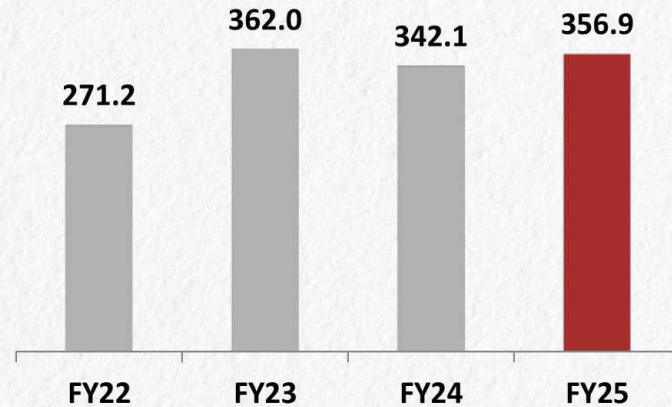
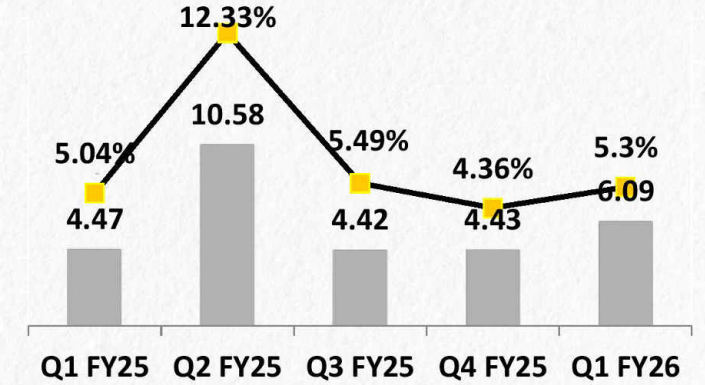
Revenue (Rs. Cr)



EBITDA (Rs. Cr) / Margin (%)



PAT (Rs. Cr) / Margin (%)





# Consolidated Financial Highlights – Quarterly

Consolidated ( Rs. Cr)	Q1 FY26	Q1 FY25	Y-o-Y	Q4 FY25
Total Income from operations	114.61	88.80		<b>101.66</b>
Other Operating revenue	0.00	0.00		0.00
<b>Net Revenue</b>	<b>114.61</b>	<b>88.80</b>	<b>29.06%</b>	<b>101.66</b>
Raw Materials	59.90	46.58		51.45
Employee Cost	9.55	7.67		9.22
Other Cost	27.72	20.13		26.67
<b>Total Expenditure</b>	<b>97.17</b>	<b>74.38</b>		<b>87.34</b>
<b>EBITDA (Excluding other income)</b>	<b>17.44</b>	<b>14.42</b>	<b>20.93%</b>	<b>14.32</b>
<b>EBIDTA margin (%)</b>	<b>15.22%</b>	<b>16.24%</b>	<b>(102 bps)</b>	<b>14.09%</b>
Other Income	0.32	0.16		1.01
Depreciation	4.79	4.81		4.65
Interest	5.12	3.52		4.75
<b>Profit Before Tax</b>	<b>7.84</b>	<b>6.25</b>		<b>5.94</b>
Tax	1.75	1.78		1.51
<b>Profit After Tax</b>	<b>6.09</b>	<b>4.47</b>	<b>36.26%</b>	<b>4.43</b>
<b>PAT Margin (%)</b>	<b>5.32%</b>	<b>5.04%</b>	<b>28 bps</b>	<b>4.36%</b>
<b>Basic EPS (Rs.)</b>	<b>0.26</b>	<b>0.21</b>	<b>23.81%</b>	<b>0.19</b>

- **Net Revenue** in Q1 FY26 was **Rs. 114.61 crore** as against Rs. 88.80 crore in Q1 FY25, YoY growth of 29.06%
- **EBITDA** was at **Rs. 17.44 crore** in Q1 FY26 as against Rs. 14.42 crore in Q1 FY25, YoY growth of 20.93%
- **Profit after Tax** was at **Rs. 6.09 crore** in Q1 FY26 increased by 36.26% YoY



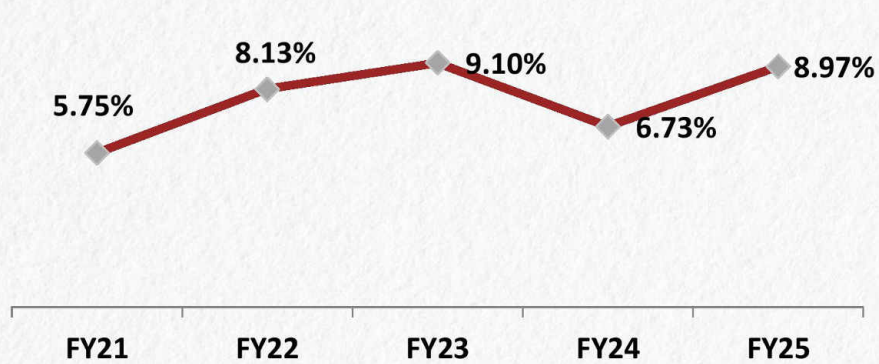
# Consolidated Financial Highlights – Yearly

Consolidated ( Rs. Cr)	FY25	FY24	Y-o-Y
Total Income from operations	356.89	342.09	
Other Operating revenue	0.00	0.00	
<b>Net Revenue</b>	<b>356.89</b>	<b>342.09</b>	<b>4.32%</b>
Raw Materials	175.17	183.25	
Employee Cost	34.15	31.60	
Other Cost	90.41	74.76	
<b>Total Expenditure</b>	<b>299.74</b>	<b>289.62</b>	<b>3.49%</b>
<b>EBITDA (Excluding other income)</b>	<b>57.15</b>	<b>52.48</b>	<b>8.90%</b>
<b>EBIDTA margin (%)</b>	<b>16.01%</b>	<b>15.34%</b>	<b>67 bps</b>
Other Income	9.43	1.62	
Depreciation	19.75	16.72	
Interest	16.03	14.78	
<b>Profit Before Tax</b>	<b>30.80</b>	<b>22.59</b>	<b>36.32%</b>
Tax	6.89	5.74	
<b>Profit After Tax</b>	<b>23.90</b>	<b>16.85</b>	<b>41.85%</b>
<b>PAT Margin (%)</b>	<b>6.70%</b>	<b>4.93%</b>	<b>177 bps</b>
<b>Basic EPS (Rs.)</b>	<b>1.03</b>	<b>1.18</b>	<b>(12.71%)</b>

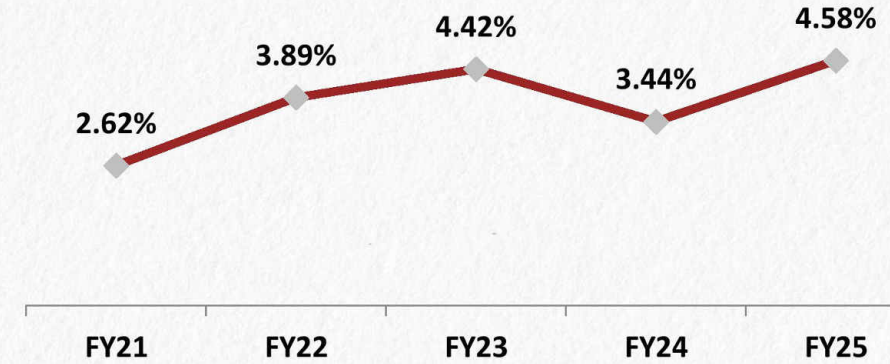


# Consolidated Key Ratios

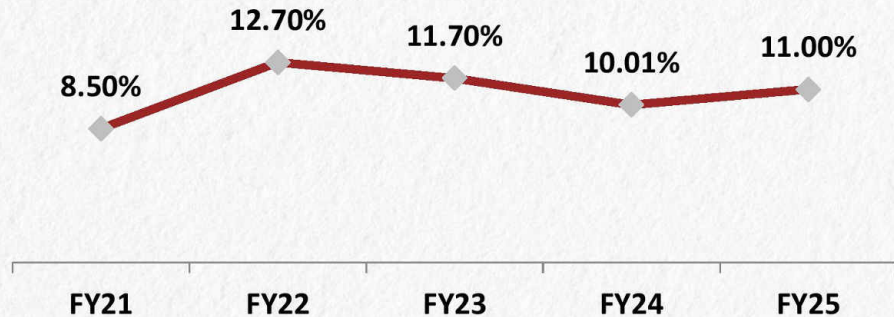
RoE (%)



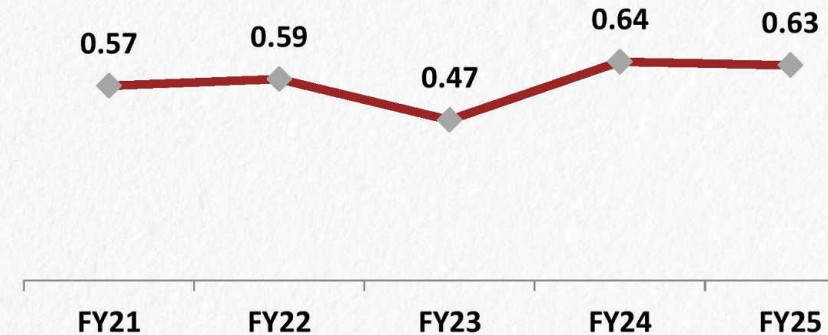
RoA (%)



RoCE (%)



Net Debt/Equity (x)





# Company Overview

---





# Company Snapshot



Amongst India's Top  
Manufacturers of  
Machined Casted  
Components




**5 Plants**  
Strategically located Plants  
in North India



Strong  
Pan India presence



**51+ years**  
Promoter's experience in  
the Industry



**72,000 tons**  
Installed  
Capacity Per Annum

## FY25 - Financial Metrics



**40,286**

Production Volume



₹ **356.89 Crs**

Revenue from Operations



₹ **57.15 Crs**

EBITDA  
↑ **8.90% YoY**



**11.0%**

ROCE



**9.31%**

ROE



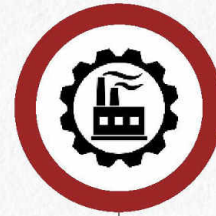
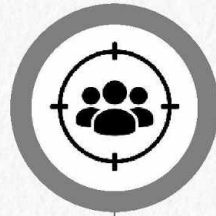
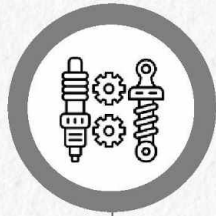
## Vision

- To be First choice among Original Equipment's Manufacturers for Machined Castings
- To be One of the Largest Producers of Machined Castings in India

## Mission

- Installed capacity of 1,00,000 tons of Machined Castings





## Leading manufacturer of tractor components in India

- Incorporated in 1980
- ~5 decades of experience in Castings
- Business of manufacturing & selling of tractors and other automotive parts, components & engineering goods

## Experienced Management Team

- Significant experience in Engineering Industry
- Long term vision and proven ability to achieve long term goals for Company

## 5 Modern manufacturing facilities

- Punjab and Himachal Pradesh
- Total installed capacity:- 72,000 tons
  - **PAIL** - 42,000 MTPA
  - **PECL** – 18,000 MTPA
  - **Meeta Casting** – 12,000 MTPA

## Among biggest component suppliers in Machined Casting

- Supply to OEMs like M&M, Swaraj, TAFE, Escorts, SML Isuzu, TMTL, Ashok Leyland, New Holland Tractors India Ltd, Brakes India Ltd.

## Diversified Portfolio

- Axle Housings, Wheel Housings, Hydraulic Lift Housings, End Cover, Plate Differential Carrier, Cylinder Blocks, Crank Cases

## Long standing association with key Customers

- Escorts – 50+ years
- TAFE – 27+ years
- M&M – 19+ years

## Strong Pan India Customer presence

- Strong demand for products across key markets in India



# Journey So Far

- **1973** - Started by Mr. R. S. Nibber in 1973 as small unit of forgings for Railways
- **1975** - Started machining shop in Delhi
- **2003** - Expanded Foundry by 2,400 tons pa – Phase II
- **2003** - Total Capacity 7,800 tons pa
- **2007** - Started First integrated Foundry & Machine Shop in Village Bathri (Himachal Pradesh) with 7,800 tons pa capacity
- **2007** - Total Capacity of 15,600 tons pa
- **2015** - Expansion of capacity by 4,800 tons pa – Total 30,000 tons pa
- **2017** - Expanded capacity by 4,800 tons pa
- **2017** - Total installed capacity – 34,800 tons per annum
- **2017** - 100% booked by leading OEMs
- Expanded capacity by **4,800 tons pa**
- **Total installed capacity – 34,800 tons per annum**
- 100% booked by leading OEMs
- Addition of new client
- Successfully issued IPO for subsidiary company, Pritika Engineering Components
- Expanded capacity by 22,000 tons p.a.
- **Total installed capacity – 72,000 tons pa**
- Celebrates 50<sup>th</sup> Golden Jubilee Year
- **Received Rs. 51.5 Cr Order p.a.** from leading OEM tractor manufacturer



1973 - 1975

1995 - 1999

2003 - 2007

2010 - 2012

2015 - 2017

2018

2019

2020

2022

2023

2024 - 2025

- **1995** - Started machine shop in Mohali
- **1997** - Started Foundry in Derabassi (Punjab) with capacity of 3000 tons pa
- **1999** - Expanded Foundry by 2,400 tons pa – Phase I
- **1999** - Total Capacity: 5,400 tons pa

- **2010** – Further capacity expansion by 4,800 tons pa – Total **20,400 tons pa**
- **2010** - 100% Booked by leading OEMs
- **2012** - Expansion of capacity by 4,800 tons pa – Total 25,200 tons pa

- **Expanded capacity by 3,200 tons pa**
- Acquired foundry capacity of 12,000 tons pa of Amrit Duraparts

- **Won first export order** for \$0.5 mn from the US, followed by repeat export order for \$1.5 mn
- Repeat order for **axle housing worth Rs. 10 cr pa**

- Demerger and vesting of “Automotive/Tractor/Engineering Components Business Undertaking” of PIL (Demerged Company) to PAIL



# Strong Management Team



**Harpreet Singh Nibber**  
Chairman & Managing Director

- Joined Pritika Group in 1996
- Second generation promoter with **29+ years** experience in Mechanical Engineering
- Specialized training in production management and business planning from AOTS, Osaka, Japan



**Narinder Kumar Tyagi**  
Director Finance & CFO

- Chartered Accountant with 34 years of experience
- Specialized in listed and unlisted companies
- Expertise span across accounts, finance, taxation and commercial matters



**Ajay Kumar Rai**  
Executive Director

- Holds Bachelor's degree in mechanical engineering and MBA in finance
- Over two decades of experience in Automotive Components and OEM Industry
- He is been key member for more than 24 years



**Navpreet S. Sujlana**  
Senior General Manager-  
Sales & Marketing

- Holds Bachelor's degree in mechanical engineering and MBA in finance
- Completed courses like language and software from NIIT, Lead Auditor Plexus India, MSA, FEMA
- He is been key member for more than 14 years

# Key Strengths




## Over five decade old strong & established Brand

Among Leading manufacturers of tractor components in India



## Diversified Product offerings

- Manufactures diverse range of products
- Continual expansion of product offerings



## Fully Integrated manufacturing set up

- Integrated operations from casting to machining
- “Ready to use” products for OEM’s



## Reputed and established Management

- Dynamic Experienced Leadership
- Vast experience in Tractor and Auto Components leads to maintain business viability & steer business through operational hurdles



## Long standing association with key Customers

- Escorts – 50+ years
- TAFE – 27+ years
- M&M – 19+ years





# Industry Overview

---



# Foundry / Casting Industry

## India Industry Overview

**2<sup>nd</sup>**

India ranks globally in casting production

**~ 40%**

Automotive sector consumes country's castings output

**~ 5,000 Units**

Foundry Industry comprises across small, medium, and large-scale sectors

**5,00,000 People**

Directly employing

**15,00,000 Jobs**

Indirectly supporting

**2,341 Tons p.a.**

Average productivity per unit

**\$ 5.2 bn**

Export earnings from Castings

**\$ 12 - 15 bn**

Export earnings potential to reach within next 7-10 years

**30 mn tons p.a.**

Industry aims to triple production over next decade

**\$ 6-8 bn**

Investment required over next 10 years

## Key Growth Drivers

**01**

Vehicle Scrap Policy to greatly benefit foundry industry

**02**

Government's 20-25% increase in load capacity per axle for goods vehicles boosts demand for heavy vehicles, benefiting foundry sector

**03**

New Manufacturing Policy aims to elevate manufacturing GDP share to 25%, underscoring foundry industry's critical role

**04**

Foundry sector invests over INR 6-8 billion to upgrade facilities and boost productivity

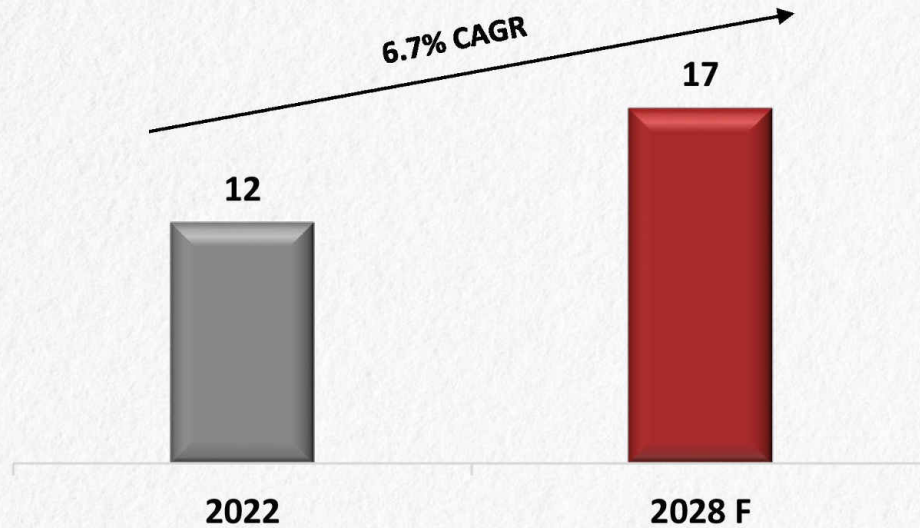
**05**

Government's emphasis on infrastructure projects drives demand for foundry products, fostering industry growth and development



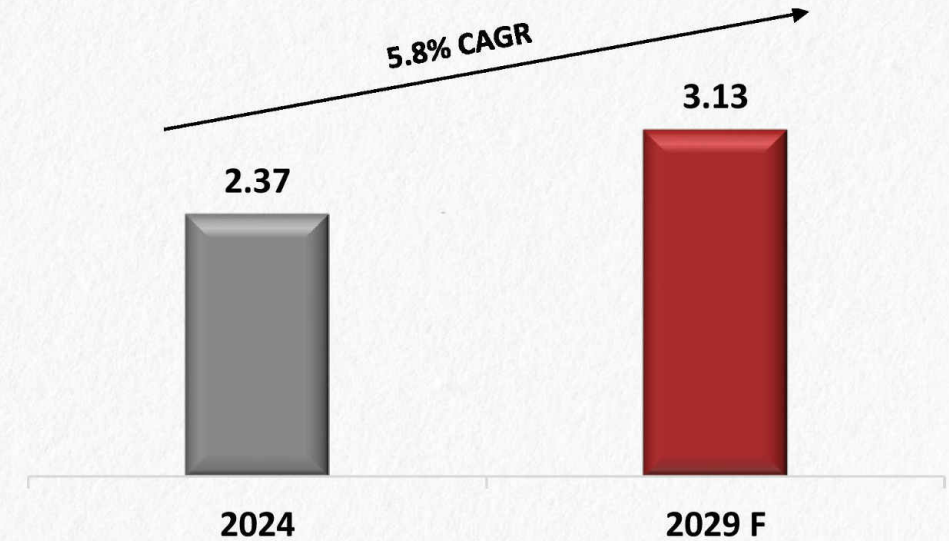
# Indian Foundry & Tractor Industry Outlook

Indian Foundry Industry size (USD bn )







- Long-term growth expected in Earth Moving & CV Industry
- Government's increase in load capacity per axle to boost demand for castings
- Major modernization efforts in railways to boost demand in next decade
- Increasing focus on infrastructure across industries, driving demand for castings

Indian Agricultural Tractor market (USD bn)




- Increased tractor demand due to good farming conditions, government support, and market factors
- India among the world's largest tractor markets, dominated by key Indian and international manufacturers
- Government subsidies and mechanization schemes driving future tractor sales growth

**With cutting-edge engineering prowess and a commitment to harnessing advanced technology, Pritika Auto Industries Limited is primed to meet burgeoning requirements of industry, paving way for substantial growth & development**



# Business Overview






# Diversified Product Portfolio


Rear Axle Housings



Rear Axle Housings



Differential Case



Engine Covers

Clutch & Fly Wheel Housings




Plate Diff. Carriers

Bull Cages



Wheel Hubs




Brake Housings, End Covers & Actuating Disc



Crank Case, Cylinder Blocks & Cam Shafts



Front Engine/Axle Support





# State of art manufacturing Facilities



**Pritika Auto Industries**  
HQ & Machine Shop

Location - Mohali, PB, India

Established - 1996

Area - 4047 sq. m

Plant Capacity in MT/Month  
1,200 MT/Month



**Pritika Auto Industries**  
Foundry

Location - Dera Bassi, PB,  
India

Established - 1997

Area – 16,187 sq. m

Plant Capacity in MT/Month  
1,500 MT/Month

Casting Material - Gray Iron



**Pritika Auto Industries**  
Foundry & Machine Shop


Location - UNA, HP, India

Established - 2006

Area – 40,470 sq. m

Plant Capacity in MT/Month  
2,000 MT/Month

Casting Material - SG,  
Gray Iron



**Pritika Engineering**  
**Components**  
Foundry & Machine Shop

Location - Simbli, PB, India

Established - 2018

Area – 28,330 sq. m

Plant Capacity in MT/Month  
1,500 MT/Month

Casting Material - SG,  
Gray Iron



**Meeta Castings**  
Lost Foam Casting Foundry

Location - Simbli, PB, India

Established - 2023

Area – 7,284 sq. m

Plant Capacity in MT/Month  
1,750 MT/Month

Casting Material - SG,  
Gray Iron

**Installed Capacity - 42,000 MTPA**

**Installed Capacity**  
**18,000 MTPA**

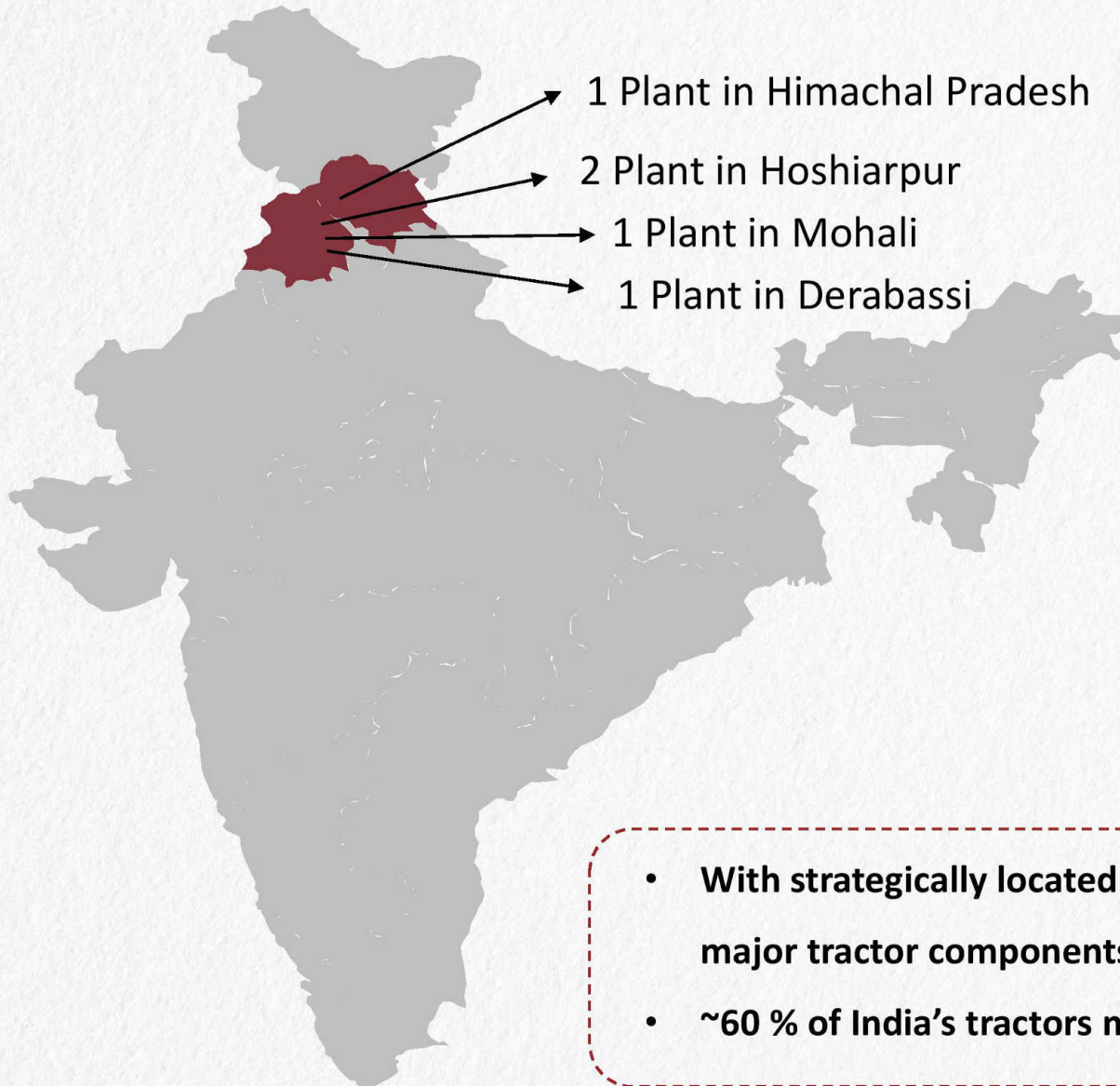
**Installed Capacity**  
**12,000 MTPA**



# Casting Capacity and Lines

Plants	Casting Type	Moulding Lines				LFC	Furnaces			Plant Capacity (MT/Month)
		ARPA 900 DISA	ARPA 450 DISA	ARPA 300 DISA	HPML DISA MATCH 130		1.5 TONS	1.0 TONS	2.0 TONS	
<b>PAIL-1</b>	Grey Iron	1	1	1			1	2		1500
<b>PAIL-2</b>	Grey Iron & Ductile (Sg) Iron	2			1		2	5		2000
<b>PEC</b>	Grey Iron & Ductile (Sg) Iron	1	1				2	2		1500
<b>MC</b>	Grey Iron & Ductile (Sg) Iron					1			1	1000
<b>PRITIKA GROUP OF INDUSTRIES</b>		<b>4</b>	<b>2</b>	<b>1</b>	<b>1</b>	<b>1</b>	<b>5</b>	<b>9</b>	<b>1</b>	<b>6000</b>

# Strategic Location



- 1 Plant in Himachal Pradesh
- 2 Plant in Hoshiarpur
- 1 Plant in Mohali
- 1 Plant in Derabassi

## Works 1 & Regd. Office

### **Pritika Auto Industries Ltd**

Plot No C 94, Phase VII, Industrial Area SAS Nagar Mohali, Punjab - 160055

## Works 2

### **Pritika Auto Industries Ltd**

Village Saido Majra, Near Dera Bassi Focal Point Dera Bassi, Distt. Mohali (Punjab)

## Works 3

### **Pritika Auto Industries Ltd**

Garshankar - Nangal Road Village Bathri, near Tahliwal District UNA (Himachal Pradesh) India

## Works 4

### **Pritika Engineering Components Ltd**

Village Simbli, Phagwara-Hoshiarpur Road, Tehsil & District Hoshiarpur, Punjab - 146001

## Works 5

### **Meeta Castings Ltd**

Village Simbli, Phagwara-Hoshiarpur Road, Tehsil & District Hoshiarpur, Punjab - 146001

- **With strategically located plants within close proximity to key OEMs, Pritika is the only major tractor components manufacturer in this region**
- **~60 % of India's tractors manufactured in this region**



# Key Customer



Swaraj Engines Limited





# Awards & Recognition



AWARDS	YEAR	ORGANIZATION
Best Quality	2001	CII – SIDBI India Engineering Trade Fair
2 <sup>nd</sup> Best Display Award	2005	Centre for International Trade & Industry at Made in Punjab Show
Best Quality Performance	2010-11	Swaraj Ltd.
Award For Casting Commodity	2012	Mahindra & Mahindra
Best Supplier	2012	TAFE
Best Kaizen	2013-14	TAFE
Star of Asia Award	2015	Economic Growth Society of India
India's Best Company of the year 2017- Best Automotive Components Manufacturing Company	2017	IBC Info Media Pvt. Ltd.
Award for Corporate Excellence	2018	Make in India Foundation (MIIF)





# Pritika Engineering Components Limited (PECL)



# About Us



*Established Player in Castings & Forgings for Tractor & Automotive OEM industry*



*Niche & Comprehensive Product Portfolio to cater wider customers*



*Long standing core customer base consisting of leading OEMs*



*Well-Invested in Lost Foam Technology to enhance the production & enhance long-term growth*

## About

- 70.81% of Pritika Engineering Components Limited is held by Pritika Auto Industries Ltd





Way Ahead

---



01.

## Geographical Diversification

- Expand in Geographically strategic locations of India
- Continue to focus on export opportunities and increase export contribution in revenues

02.

## Growing Opportunity in LCV segment

- ~7% volumes goes to LCV, we can increase our presence there

03.

## New Product Development

- Continued focus to keep adding new products in basket of products
- Develop Value Added products

04.

## Export Opportunities

- Fully equipped manufacturing facilities of global standards – to provide opportunity to global OEMs
- Incremental Capex, partially, to be dedicated towards export market

05.

## Capacity Expansion

- On course of achieving target of 1,00,00 tons installed capacity

06.

## Key Focus Areas

- Improve operational efficiencies
- Margin expansion
- Gain in Market Share





# THANK YOU

**Pritika Auto Industries Limited.**

**Ms. Nisha Saini**

EA to MD

[nisha@pritikagroup.com](mailto:nisha@pritikagroup.com)

[www.pritikagroup.com](http://www.pritikagroup.com)

**Adfactors PR**

**Mr. Amit Sharma**

[amit.sharma@adfactorspr.com](mailto:amit.sharma@adfactorspr.com)

**Mr. Rupesh Rege**

[rupesh.rege@adfactorspr.com](mailto:rupesh.rege@adfactorspr.com)

[www.adfactorspr.com](http://www.adfactorspr.com)