



SURYA ROSHNI LIMITED

CIN -L31501HR1973PLC007543

Padma Tower-1, Rajendra Place, New Delhi-110 008

Ph.: +91-11-47108000 E-mail : cs@surya.in

Website : www.surya.co.in

SRL/se/yks/25-26/05

May 14, 2025

The Secretary
The Stock Exchange, Mumbai
MUMBAI - 400 001
Scrip Code: 500336

The Manager (Listing Department)
The National stock Exchange of India Ltd
Mumbai – 400 051
NSE Symbol: SURYAROSNI

Re : INVESTOR PRESENTATION

Dear Sir,

In terms of Regulation 30 read with Para A of Schedule III and other applicable provisions of the SEBI (Listing Obligations and Disclosure Requirements) Regulations, 2015, please find enclosed copy of the updated "Investor Presentation - May, 2025". Copy of the same is also being uploaded on the website of the Company at, <http://www.surya.co.in>.

Kindly take the same in your records.

Thanking you,

Yours faithfully,
for **SURYA ROSHNI LIMITED**

B. B. SINGAL
CFO & Company Secretary

Encl: as above

Investor PRESENTATION

May 2025

SURYA



LIGHTING | APPLIANCES | FANS | STEEL & PVC PIPES

— SURYA ROSHNI LIMITED —



**PADMA
SHRI
2020**

Padma Shri
JAI PRAKASH AGARWAL

Shri Jai Prakash Agarwal Chairman Surya Roshni Limited has been conferred with the prestigious Padma Shri Award by President Shri Ram Nath Kovind on 8th November 2021 at Rashtrapati Bhawan, Delhi.

Financial Results Highlights

Q4 & FY25 Results Highlights

SURYA

Consolidated Financial Performance Highlights

Particulars (In ₹ crore)	Q4 FY25	Q4 FY24	YoY	Q3 FY25	QoQ	FY25	FY24	YoY
Revenue	2,146	2,080	3%	1,868	15%	7,436	7,809	-5%
EBITDA	211	173	22%	156	36%	609	586	4%
Profit Before Tax (PBT)	175	139	26%	121	45%	465	445	5%
Profit after Tax (PAT)	130	104	25%	90	45%	347	329	5%

Results Highlights

- In Q4FY25, revenue grew by 3% to ₹2,146 crore, while EBITDA growing by 22% YoY to ₹211 crore. The EBITDA margin expanded by 155 basis points to 9.85%, demonstrating the strong operating leverage across both our business verticals.
- In Q4FY25, Steel Pipes contributed significantly with improved profitability, and our Lighting & Consumer Durable segment also delivered consistent earnings growth.
- In Steel Pipes and Strips division, the EBITDA margins improved significantly by over 200 basis points to 9.74% in Q4FY25. Our continued focus on value-added products and improvement in realizations has resulted in EBITDA per ton increasing by 14% YoY.
- Our Lighting and Consumer Durables business maintained steady growth momentum, with Q4FY25 revenue growing 10% YoY and EBITDA improving by 6%. The segment sustained strong double-digit margins at 10.3%, continuing its track record of profitability.
- On a full-year basis, consolidated EBITDA grew 4% to ₹609 crore despite a 5% decline in revenue (due to reduction in average HR coil prices). Importantly, EBITDA margins improved by 68 basis points YoY to 8.19%. This margin expansion reflects our sharp execution, better cost control, and improving operating leverage.

Q4 & FY25 Results Highlights

SURYA

Lighting and Consumer Durables Segment Performance

Particulars (In ₹ crore)	Q4 FY25	Q4 FY24	YoY	Q3 FY25	QoQ	FY25	FY24	YoY
Revenue	458	418	10%	451	2%	1,690	1,572	8%
EBITDA	47	45	6%	45	5%	162	150	8%
EBITDA Margins	10.28%	10.66%	-38 bps	10.0%	28 bps	9.61%	9.57%	4 bps
PBT	37	36	3%	35	6%	125	120	4%

Results Highlights

- The Lighting and Consumer Durables segment delivered a commendable performance throughout the year, including in the last quarter. This growth is particularly notable given the significant price erosion across the lighting industry.
- The professional lighting segment delivered about double-digit revenue growth in Q4FY25 and for the full year, with street lighting volumes surging over 2.5 times. The segment's order book remains robust at ₹150 crore, signaling strong demand visibility for FY26.
- The consumer lighting business recorded mid-single-digit revenue growth in Q4FY25 but remained flat for the full year due to price erosion, though it witnessed healthy volume growth driven by strong offtake in key SKUs like battens and downlighters. New affordable decorative products were launched, targeting aspirational consumers to enhance market penetration.
- We are entering the house wiring cables (HWC) market, driven by demand from 60% of our channel partners. The company anticipates a ₹100 crore revenue in its first year of operations.

Q4 & FY25 Results Highlights

SURYA

Steel Pipe and Strips Segment Performance Highlights

Particulars (In ₹ crore)	Q4 FY25	Q4 FY24	YoY	Q3 FY25	QoQ	FY25	FY24	YoY
Revenue	1,688	1,665	1%	1,417	19%	5,749	6,242	-8%
EBITDA	164	128	28%	111	48%	446	436	2%
EBITDA/MT (Rs.)	6,708	5,877	14%	5,163	30%	5,392	5,401	0%
PBT	138	103	34%	86	61%	341	325	5%

Results Highlights

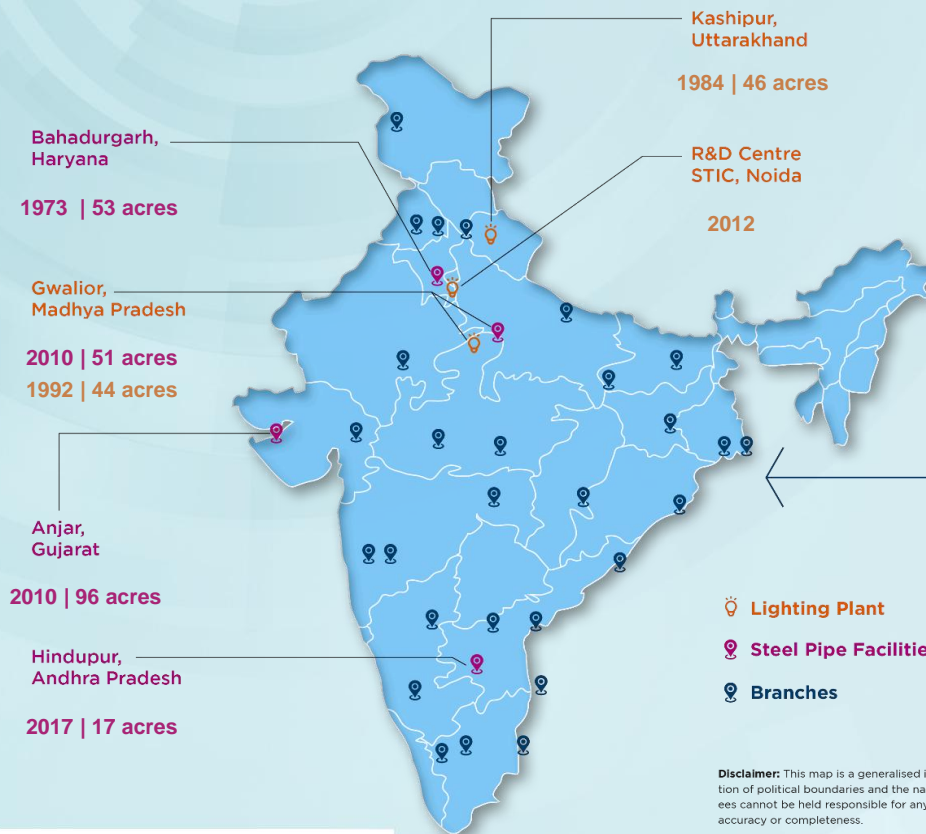
- Steel Pipe and Strips segment achieved a historic quarterly volume of 2.60 lakh tons (9% YoY growth) in Q4FY25, with FY25 volumes reaching 8.77 lakh tons, the highest in the company's history
- EBITDA per ton in Q4FY25 stood at ₹6,708; grew by 14% as compared to ₹5,877 in the same quarter last year. However, sequentially we made a strong recovery from ₹5,163 in Q3FY25, marking a 30% increase on QoQ basis. For FY25, it stood at ₹5,392, broadly stable compared to ₹5,401 in FY24.
- Value-added products (API, Spiral & Galvanized pipes) constitute about 43% of our total revenue in both Q4FY25 & FY25.
- Order Book of about ₹650 crores is in - hand for Oil & Gas sector, Water Sector and Exports business.

SURYA – At A Glance

SURYA

- **Established in 1973, 'SURYA' is one of the most respected and trusted brand** in Steel Pipes, Lighting & Consumer Durables (FMEG) and PVC pipes in India and Globally
- **Leadership in Value-Added Products** with a comprehensive product range
- **Deeply rooted distribution network** up to Rural India
- **Brand promotion** through extensive TV & Print Advertisements, BTL activities and Digital campaigns
- **Strategic Value Creation** by reinforcing market leadership position and driving change through investment in value-added products
- **Strengthening Financials** – Net cash surplus of ₹ 342 crore, Lean Balance Sheet

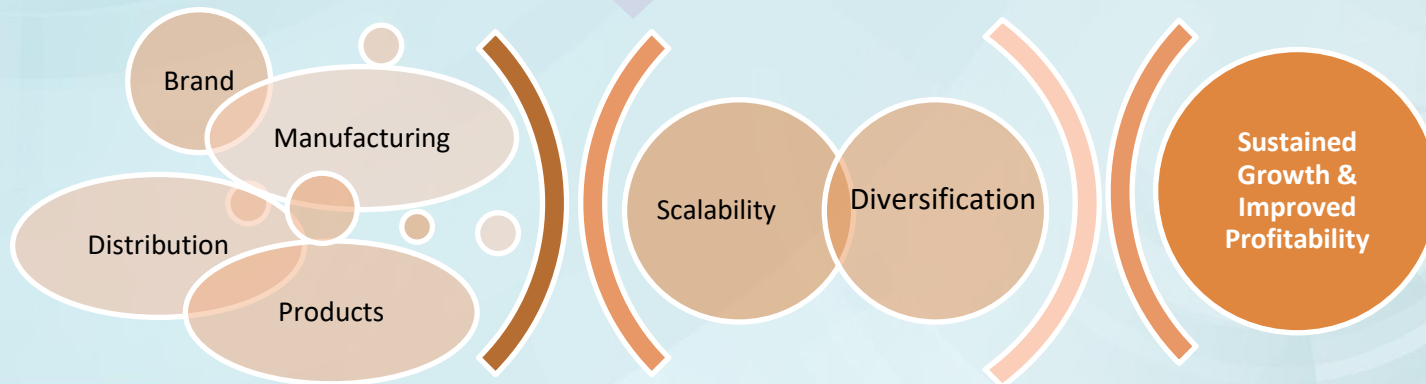
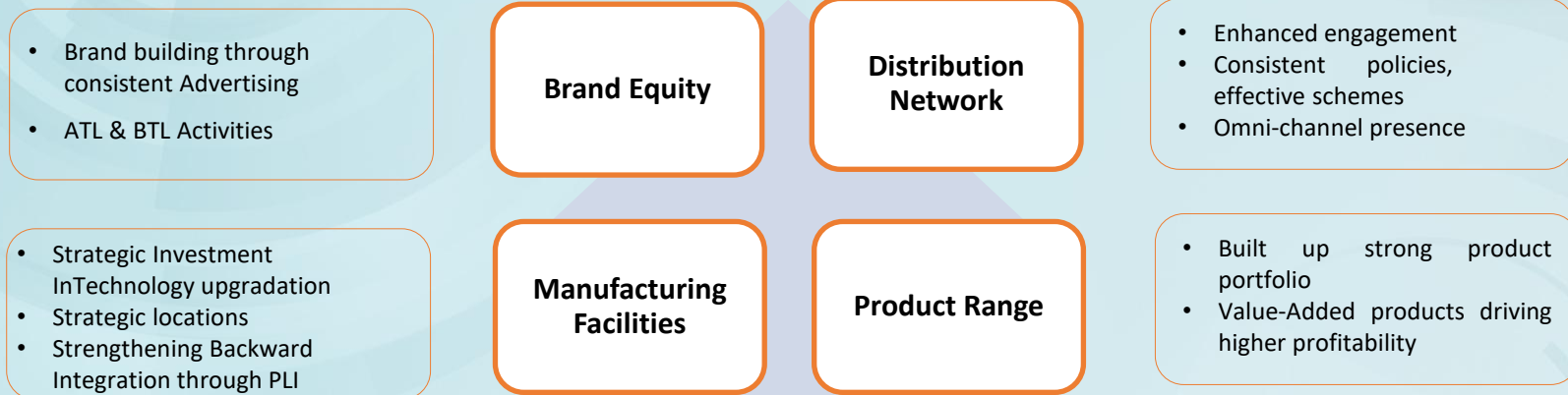




Global Footprints




Disclaimer: This map is a generalised illustration only for the ease of the reader to understand the locations, and is not intended to be used for reference purposes. The representation of political boundaries and the names of geographical features/states do not necessarily reflect the actual position. The Company or any of its Directors, Officers or Employees cannot be held responsible for any misuse or misinterpretation of any information or design thereof. The Company does not warrant or represent any kind of connection to its accuracy or completeness.

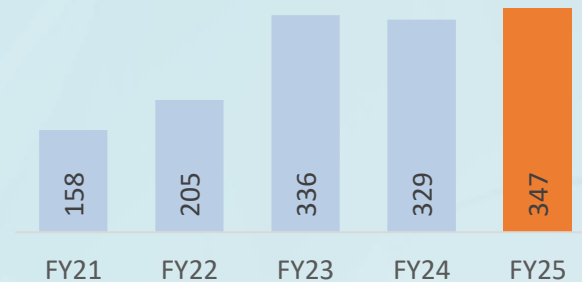


₹ in crore

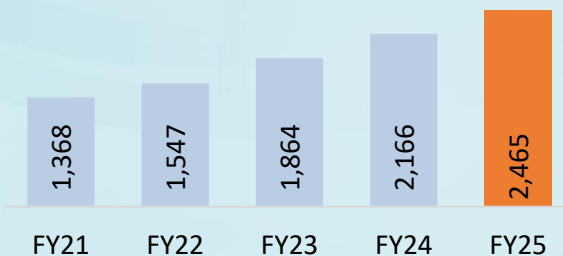
Revenue



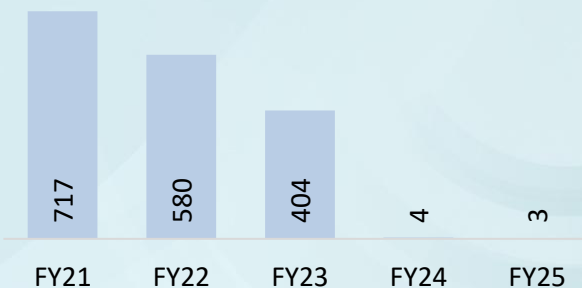
PAT



Net Worth



Debt





Shri J. P. Agarwal
Executive Chairman

Shri J. P. Agarwal is the driving force behind creating Surya Roshni as one of the most reputed, trusted and successful companies. He has been honoured with the highly prestigious Padma Shri Award by the Government of India



Shri Raju Bista
Managing Director

Shri Raju Bista is a young and dynamic leader. His discipline, dedication, visionary power and relentless efforts provided new dimensions and directions that have helped the Company in achieving new heights. He is the past President of ELCOMA, and presently a Member of Parliament



Shri Vinay Surya
Managing Director

Shri Vinay Surya is an M.B.A. from Swinburn University, Australia and possesses vast experience of over 25 years in Marketing, Exports, Commercial, Financial & Operational fields



Smt Urmil Agarwal
Director

Possesses over four decades of experience with sound business acumen & understanding of both the businesses of the Company



Smt Puja Surya
Whole Time Director

B.Com (Hons) Graduate with vast experience of over 2 decades in the fields of Commercial, Marketing, Financial and Operational aspects



Shri Sunil Sikka
Independent Director

A post graduate in Management (FMS Delhi) and Ex-President of Havells (India) Limited & ELCOMA. During his tenure, he led multiple initiatives to accelerate growth in marketing of consumer electricals and lighting in India



Shri Kaustubh N Karmarkar
Whole Time Director

Whole time Director, with vast experience of over 25 years in the field of Management & Human Resources and Planning



Shri Naresh Agarwal
Independent Director

Directorship in Santosh Timber Trading Company Limited and Atlantic Wood Private Limited. 30+ years of vast business experience



Ms. Suruchi Aggarwal
Independent Woman Director

Ms. Suruchi, a renowned and eminent practicing Advocate in the Supreme Court of India, Delhi High Court and other Courts



Shri Tekan Ghanshyam Keswani
Independent Director

A post graduate in Management (FMS Delhi) and a fellow member of ICAI with 46+ years of experience in Commercial, Administration and Financial fields




Shri Ravinder Kumar Jaggi
Independent Director

A Graduate in B.Sc. from University of Delhi with 46+ years of experience in Lighting Industry, and was also a member of Electro-Technical Committee of Bureau of Indian Standards (BIS) and technical committee of ELCOMA for over 35 years.

CR STRIPS



HOLLOW SECTION PIPES



BLACK PIPES



GI PIPES



COATED API & SPIRAL PIPES



STEEL PIPES AND STRIPS

Wide Range of Products

Steel Pipes & Strips – At a Glance

SURYA

50

Years of Brand presence in India, under the brand 'Prakash Surya'

#1

ERW GI Pipe manufacturer in India

21,000+

Pan India Dealers/Retailers

250+

Distributors

6

Products Categories
Pipes - Structural,
GI, API Grade & Spiral, Black
And CR Strips

#1

Exporter of ERW Pipes from India
(50+ Countries)

13.00 Lac

MTPA Capacity
9.61 Lac ERW Pipes (with DFT)
2.24 Lac Spiral Pipes
27.50 Lacs Sq mtrs 3LPE coating
1.15 lac CR Sheets






43%

Value-Added Products of total Revenue

Ongoing brownfield expansion at company's existing steel plants

4

Manufacturing Locations in
Haryana, Madhya Pradesh, Gujarat, Andhra Pradesh

		Volume Share #	Market Position *	Applications
	GI Pipes	26%	#1 High Growth in Exports	Agriculture Irrigation, Casing and tubing, Hot Water/ Plumbing, Water pipelines, Green Houses, Fire Fighting, etc.
	API/ 3LPE Coated Spiral Pipes	17%	Leading API Pipe Manufacturer High Growth	Oil and Gas, Water Transportation City Gas Distribution
	Black Pipes	30%	Amongst Top 3	Construction, Fabrication, Fencing, Powder Coating, Sign Boards, Industrial Application, Scaffoldings
	Hollow Section Pipes	15%	Leading Brand + High Growth + DFT Technology	Infrastructure – Airport, Metro, Railways, Warehousing, Industrial Infrastructure, Urban Development, Solar, Poles
	CR Strips	12%	Serving Delhi - NCR Region	Auto Components, Motor Stamping, Cycle Rims, Umbrella Tubes & Rips

		FY 20-21		FY 21-22		FY 22-23		FY 23-24		FY 24-25	
Sr. No	Product Name	Volume Share	EBITDA/ MT (₹)	Volume Share	EBITDA/ MT (₹)	Volume Share	EBITDA/ MT (₹)	Volume Share	EBITDA/ MT (₹)	Volume Share	EBITDA/ MT (₹)
1	GI Pipes	35%	4,602	33%	5,456	26%	7,737	28%	6,474	26%	6,465
2	API & Spiral Pipes	12%	7,630	18%	9,136	17%	12,134	17%	10,495	17%	9,300
3	Black Pipes	23%	2,216	24%	2,884	33%	5,021	32%	4,488	30%	4,833
4	Section Pipes	19%	1,843	13%	1,611	13%	3,415	12%	1,872	15%	2,645
5	CR Strips	11%	1,693	12%	2,627	11%	2,846	11%	1,156	12%	2,311
	Total	100%	3,525	100%	4,648	100%	6,496	100%	5,401	100%	5,392




Building Strong Presence

- Gained **Market Share to ~10%** of Oil & Gas Transmission Pipes
 - Cross Country Land Pipes
 - City Gas Distribution (CGD)
- **Water Transmission provides higher growth opportunities**
- The world-class 3LPE Coating plant machinery has been procured from Selmers, Netherlands
- Installed 3LPE coating facilities of 27,50,000 sqmtr (external coating)
- Strong Order Book in hand for API Pipes
- Accreditations from major PMC such as EIL, Mecon and others

Key catalysts in the growth

- One of the fastest growing products for the company
- Enjoys higher EBITDA/Ton compared to other products
- Value accretive and contributes significantly to the profitability




- **Project to manufacture spiral pipe**
- **Expansion project outlay of ₹ 50 crore**
- **Purpose:** Manufacture spiral pipes for water projects with a capacity of about 24,000 tons per annum to cater markets in Rajasthan, M.P. and U.P.

Dubai Vision 2030



Abu Dhabi Airport



Qatar FIFA



Dubai Frame




Key Highlights

- **Largest exporter of ERW Pipes (GI and Black Pipes)**
- **Exporting to 50+ countries** across the globe including USA, Australia, Canada, Mexico, Middle East, Europe and Africa

Strategy

- **Commissioned large-dia section pipe facility** (upto 300*300 mm) with Direct Forming Technology at Gwalior, to improve exports of Hollow Section Pipe worldwide
- **Increase order share in Egypt** for small gas paint pipes
- **Focus on exporting value-added products** such as grooved, 30*30 section, blue painted hollow coated pipes
- **Geographic expansion**

SURYA



- Present since 1973, 'Prakash Surya' has a strong leadership position with a major B2C contribution to the top-line
- Advertisements across TV, print, digital media, etc. to build brand franchise
- Focus on value-added products, **enjoys Leadership Position in ERW GI Pipes in domestic market**
- Established Dealer and Distributor network, strong presence in Tier II and Rural India
- Participation in major industry events, dealer meets and engagement with channel partners

Driving Strategic Manufacturing Benefits

SURYA

Bahadurgarh (Haryana)



Anjar (Gujarat)



Gwalior (Madhya Pradesh)

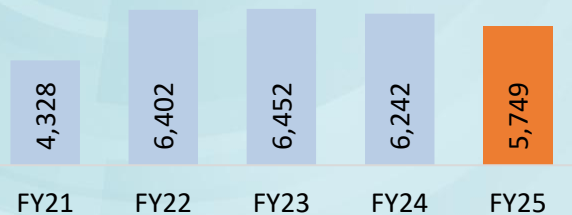


Hindupur (Andhra Pradesh)

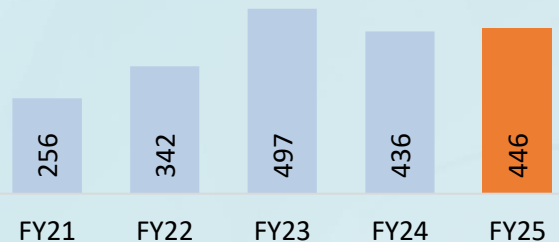


₹ in crore


Revenue



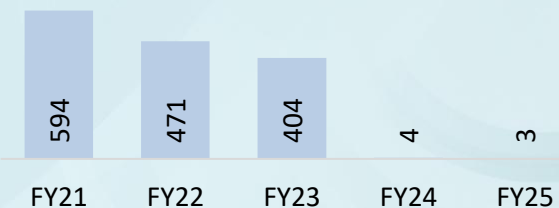
EBITDA



Net Worth



Debt



Technology Upgradation

- Strategic Investments in technology upgradation
- 3LPE coating plant from Selmer, Netherlands
- Large dia section pipe facility commissioned with DFT technology at Gwalior

Increasing share of Value-added Products

High growth in API pipes and Exports of Value-Added Products to improve market share, margins and profitability

Diversify Mix

Diversify Customer Mix and Product Mix helps in de-risking the Steel Price volatility



Cost Efficiencies

Continuous process improvement, energy saving and increasing yield for cost-effectiveness

Brand Equity & Distribution Network

- Continuous brand development activities
- Engagement with country-wide dealers, distributors, retailers and influencers



PVC PIPES



FANS



CONSUMER LIGHTING



HOME APPLIANCES



PROFESSIONAL LIGHTING



LIGHTING AND CONSUMER DURABLES

Emerging FMEG

'SURYA' Established Lighting in 1984,
has emerging as a **leading FMEG
Player**

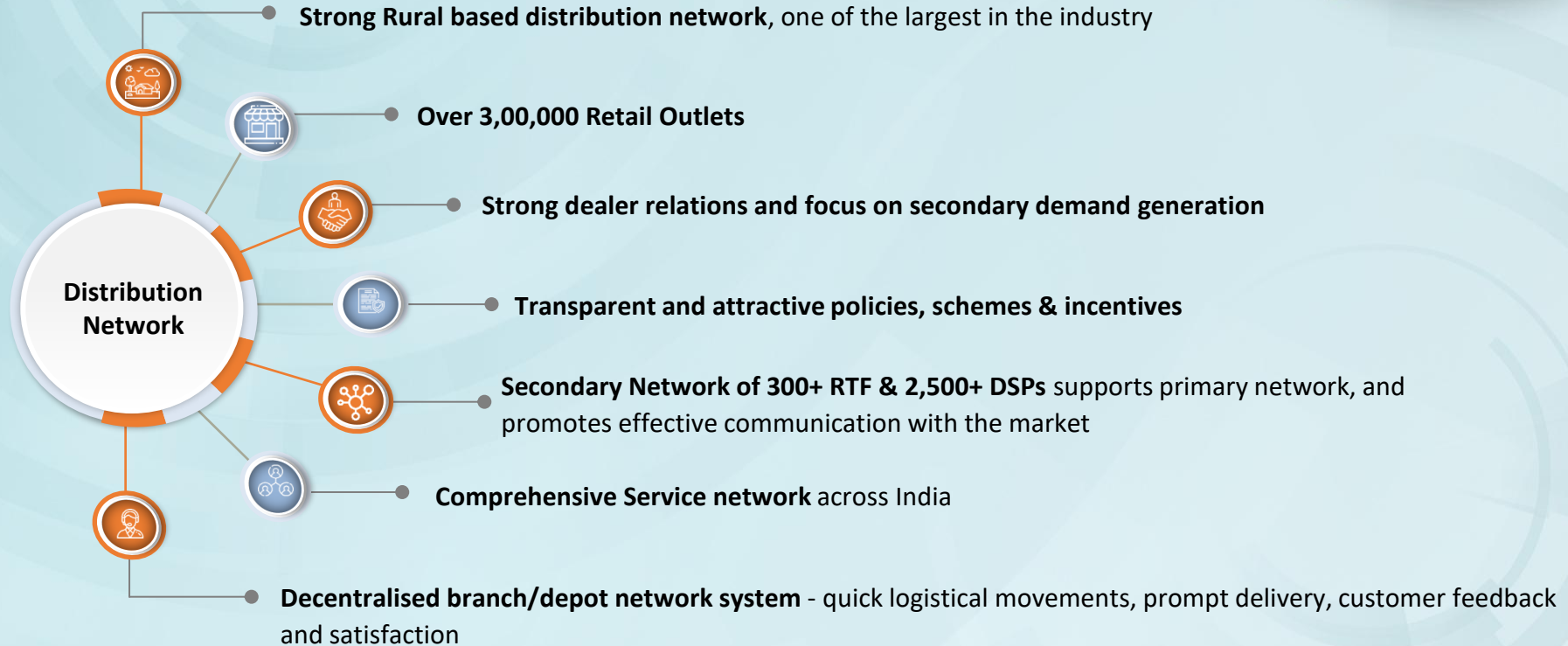
#2 Consumer Lighting Brand in India

Brand Equity through consistent
advertisements, ATL and BTL activities

**India's most deep rooted distribution
network**, major Revenue comes from
Semi-urban and Rural markets.

Strong position in Professional
Lighting with Smart Lighting Solutions

Successfully penetrating in **FMEG
categories - Fans and Home
Appliances**



Leader in various states such as AP, Telangana MP, Chhattisgarh, Uttar Pradesh and Jharkhand
Second in Karnataka, Delhi, Maharashtra, Bihar, Rajasthan and Uttarakhand, amongst others

SURYA



Brighter Homes Green Planet!

Switch to Surya appliances & light up sustainability!







sales@surya.co.in | www.surya.co.in






TOLL FREE
1800 102 5657

SURYA

SURYA FANS
*Design inspired
by the essence of*
BLDC TECHNOLOGY

5 YEAR WARRANTY

LED LIGHT
Indicator for Speed

REVERSE MOTOR

65% Power* Saving On Electric Bill

FREE INSTALLATION
Service is available in all states except Jammu & Kashmir and Ladakh.

* Based on 50% speed operation. ** In Standard Installation.
*** As per Indian Standards IS: 11592.

50th Anniversary

ISO 9001 CERTIFIED

ISO 14001 CERTIFIED

ISO 45001 CERTIFIED

MADE IN INDIA

SURYA ROSHNI LIMITED

E-mail: consumercare@surya.in • www.surya.co.in • Toll Free No.: 1800 102 5657

Expanding Capabilities

- Strong Professional Lighting team in place
- Developed complete ecosystem with vendors

Developing Products & Solutions

- Customized products
- Integrated Solution based Smart Lighting

Strengthening Customer Relationships

- Direct B2B projects
- Infrastructure, Monument Lighting, Airports, Bridges

**Atal Setu
Mumbai, Maharashtra**



**Shri Sanwariya Seth Temple
Chittorgarh, Rajasthan**



Winning in B2B - Façade Lighting

SURYA

Adivasi Godavari Bridge, Nagpur



Tawi Bridges Jammu



Bullet Train Station, Ahemdabad




Bharat Darshan Park



Bharat Darshan Park



Indore Airport




Winning in B2B - Façade Lighting

SURYA

Sodala Bridge, Jaipur



Shri Kedarnath Temple



Leh Palace



Municipal Corporation, Chandigarh



Om Statue, Shri Kedarnath Temple



Shri Sanwariya Seth Temple





Fans -

- Leveraging strong brand and distribution network
- Pan India presence for fans
- Wide range of products including ceiling, table, pedestal, wall mounted and exhaust fans
- Focus on premium product categories to gain share in urban markets

Home Appliances -

- Leveraging strong brand and distribution network
- Wide variety of product range such as Water Heater, Room Heaters, Coolers, Dry Irons, Steam Irons, Juicer-Mixer-Grinders, Induction Cooktops
- Ecosystem already in place to capture the fast growing markets and categories
- Market leading product features and quality

Consumer Durable – New Product Launch

SURYA



Bliss Lumino BLDC Fan



Breezo Commercial Air Cooler



LXSelf Priming Mini Monoblock Pump



Arena Silencio



Speedy 5 .5 L Instant Water Heater




**LED Bulb – Launched
Turbo Led Bulb 15W**



**LED Down lighter –
Launched Dazzle Maxx
Senso 15W**




**LED Batten – Launched
Turbo Batten 10W**



**LED Down lighter –
Launched Up down lighter
series from 2w To 10w**

Kashipur (Uttarakhand)



Gwalior (Madhya Pradesh)



R&D Centre (Delhi – NCR)





The only company in Indian Lighting Industries to achieve certificate for Manufacturing of LED Products

Awarded by National Quality Assurance, USA



QCFI Kaizen Competition, Bangalore

Commencement of manufacturing facility for LED components under PLI scheme for 'Large Investment' category

Benefits to Surya

- Leverage own manufacturing of LED products
- Increase the level of backward integration as well as increase the OEM opportunities

Fulfilling Investment Criteria

- By investing cumulative incremental minimum investment in P&M of ₹ 25 Crores.
- Incremental criteria is fulfilled and claim of 2nd year received and also eligible for 3rd year claim.

Objectives

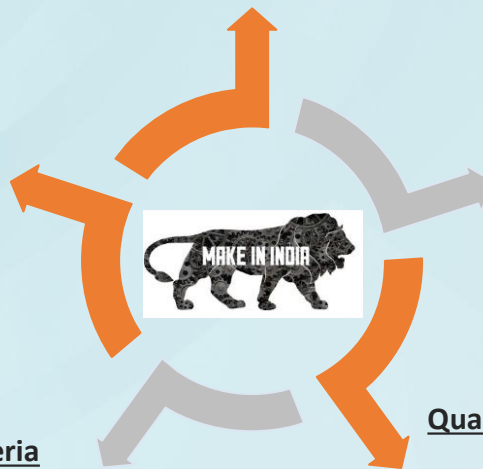
To boost manufacturing of '**Components of LED Lightings**' of India, to reduce dependency on imports of components

Target Segment

For manufacturing '**Components of LED Lighting Products** (i.e. LED Drivers, Mechanicals, Housing, Packaging, Modules, Wire Wound Inductors etc.) under **Large Investment Category**

Quantum of Incentives

4% to 6% on sales over the base year for a period of five years subsequent to the base year



PVC Pipes –Sizeable Business Opportunities

SURYA

Growth Drivers

Government initiatives such as **Housing for All, 'Nal se Jal', Project AMRUT** and **Swachh Bharat Mission**

01

Demand outlook for **non-agricultural pipes** appears to be good as the **major urban real estate markets** show signs of a sustained recovery

02

The sector is expected to see an average **Annual growth of 10%**

03



Application

Housing, irrigation, infrastructure, drainage and chemical transportation, among others



Operational Performance

Revenue of ₹ 94 Cr as compared to ₹ 92 Cr in FY24



Market Research

Sizeable business opportunity with **Strong Branding of 'Prakash Surya'** and **Distribution Network**




Capacity Expansion

Reached capacity of **12,500 MTPA**

		FY 20-21		FY 21-22		FY22-23		FY23-24		FY24-25	
Sr. No	Product Name	Sales	EBITDA	Sales	EBITDA	Sales	EBITDA	Sales	EBITDA	Sales	EBITDA
1	LED- Lighting	53%	12%	59%	11%	64%	11%	62%	12%	63%	12%
2	LED-EESL	1%	11%	-	-	-	-	-	-	-	-
	Total LED (1 + 2)	54%	12%	59%	11%	64%	11%	62%	12%	63%	12%
3	Conventional	23%	9%	19%	1%	16%	-	16%	5%	14%	5%
4	Consumer Durables	23%	8%	22%	6%	20%	5%	22%	6%	23%	6%
	Grand Total (1 to 4)	100%	10%	100%	8%	100%	8%	100%	10%	100%	10%

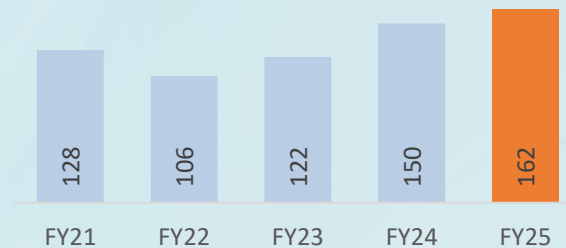
Transformed the product portfolio from conventional lighting to LED Lighting and Consumer Durables

Revenue

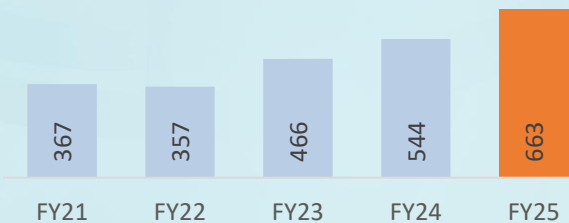


EBITDA


₹ in crore



Net Worth



Debt





Product Development

Alignment with fast changing consumer preference, at high speed and premium quality



Manufacturing Capabilities

Automation, Speed, Size and backward integration.
One of the largest manufacturing capacities in India for LED Lighting



Re-energizing the Surya Brand

Aligning with new age consumers, and growing LED Lighting and Consumer Durables



Distribution network

Enhancing the distribution network through omnichannel, dealers, distributors contractors, developers, architects etc.



Young Demographics

- Improving lifestyles, investment in home improvement
- Emerging Lifestyles



Consumer Lighting

- Faster adoption by consumers across India, including Rural



LED Professional Lighting

- Smart Integrated LED Lighting
- Presence in sunrise areas like Housing for all, Smart Cities , Street Lighting, Monumental Lighting, Industrial Lighting

Financial Results Highlights

Income Statement – Q4 & FY25

SURYA

Particulars (₹ Crores)	Q4 FY25	Q4 FY24	FY25	FY24
Total Revenue from Operations	2,146	2,080	7,436	7,809
Cost of Material Consumed	1,438	1,446	5,036	5,607
Purchase of Stock In Trade	127	130	501	486
Changes in Inventories	20	24	98	(18)
Total Raw Material	1,585	1,600	5,635	6,075
Gross Profit	561	480	1,801	1,734
Gross Profit (%)	26.1%	23.1%	24.2%	22.2%
Employee Expenses	116	108	436	410
Other Expenses	243	207	786	752
Other Income	9	7	30	14
EBITDA	211	172	609	586
EBITDA(%)	9.9%	8.3%	8.2%	7.5%
Depreciation	31	29	123	117
EBIT	180	143	486	469
EBIT(%)	8.4%	6.9%	6.5%	6.0%
Finance Cost	5	4	21	24
Profit Before Tax	175	139	465	445
Tax	45	35	118	116
Profit After Tax	130	104	347	329
Profit After Tax(%)	6.1%	5.0%	4.7%	4.2%

Consolidated Balance Sheet

SURYA

EQUITY AND LIABILITIES (₹ Crores)	Mar-25	Mar-24
(I) EQUITY		
(a) Equity Share capital	109	54
(b) Other equity	2,356	2,112
Sub Total (I)	2,465	2,166
(II) LIABILITIES		
(1) Non-Current Liabilities		
(a) Financial Liabilities		
(a) Term Borrowings (incl. Current Maturities)	-	-
(b) Lease Liability	8	6
(c) Other Financial Liabilities	33	20
(d) Provisions	13	21
(e) Deferred Tax Liabilities (Net)	42	56
Sub Total (II)	96	103
(III) Current Liabilities		
(a) Financial liabilities		
(a) Working Capital Borrowings	3	4
(b) Lease Liability	5	6
(c) Trade Payables	364	369
(d) Other Financial Liabilities	179	171
(e) Other current liabilities	83	60
(f) Provisions & Current Tax Liabilities	39	43
Sub Total (III)	673	653
Total Equity & Liabilities (I+II+III)	3,234	2,922

ASSETS (₹ Crores)	Mar-25	Mar-24
(I) NON-CURRENT ASSETS		
(a) Property, plant & equipment	826	822
(b) Capital work-in-progress	57	17
(d) Right to Use Asset	12	11
(d) Other Intangible Assets	2	2
Financial Assets		
Other Financial Assets	75	50
Other Non - current assets	7	24
Sub Total (I)	979	926
(II) CURRENT ASSETS		
(a) Inventories	902	1,087
Financial Assets		
(b) Trade receivables	897	718
(c) Cash and bank balance	296	46
(d) Other Financial Assets	40	24
(f) Current Tax Assets	-	-
(g) Other current assets	120	121
Sub Total (II)	2,255	1,996
Total Assets (I+II)	3,234	2,922

Particulars (₹ Crores – Consol.)	Full Year ended 31-Mar-25	Full Year ended 31-Mar-24
Profit before tax	465	445
<i>Depreciation and Interest</i>	<i>124</i>	<i>144</i>
Operating Profit Before Working Capital Changes	589	589
<i>Change in Working Capital</i>	<i>(63)</i>	<i>89</i>
Cash generated from operations	526	678
<i>Income taxes paid</i>	<i>(132)</i>	<i>(132)</i>
Net cash inflow from operating activities (A)	394	546
Net cash inflow/(outflow) from investing activities (B)	(329)	(51)
Net cash flow from Operating & Investing activities (C=A+B)	65	495
Net cash (used in) / from financing activities, payment of interest, dividend and others (D)	(80)	(461)
Net cash (used in) / from Operating, Investment & Financing activities	(15)	34
Total Cash and Bank Balance	20	35

- **Strong market position** in Steel Pipes & Strips, and Lighting & Consumer Durables
- **Investment in brand building** and improving distribution
- **Successfully gaining momentum in New Value-Added products** in both the businesses
- **Rigorous financial control** across the company
- **Improving profitability and financial ratios**
- **Robust demand Drivers** for both the businesses

Ecobrik



Blood Donation Camp



Gram Gaurav Mela



Dakshta Varg



Book Distribution Camp



Computer Training



Eye Checkup Camp



Gau Utpad Awadh



Yoga Day



Plantation



Mini Personality Development Camp



Silai Training



Multilayer Farming



Our dedicated CSR arm Surya Foundation, discharges responsibilities in the fields of health, skill development and education.

This presentation and the accompanying slides (the “Presentation”), which have been prepared by Surya Roshni Limited (the “Company”), have been prepared solely for information purposes and do not constitute any offer, recommendation or invitation to purchase or subscribe for any securities, and shall not form the basis or be relied on in connection with any contract or binding commitment whatsoever. No offering of securities of the Company will be made except by means of a statutory offering document containing detailed information about the Company.

This Presentation has been prepared by the Company based on information and data which the Company considers reliable, but the Company makes no representation or warranty, express or implied, whatsoever, and no reliance shall be placed on, the truth, accuracy, completeness, fairness and reasonableness of the contents of this Presentation. This Presentation may not be all inclusive and may not contain all of the information that you may consider material. Any liability in respect of the contents of, or any omission from, this Presentation is expressly excluded.

This presentation contains certain forward looking statements concerning the Company’s future business prospects and business profitability, which are subject to a number of risks and uncertainties and the actual results could materially differ from those in such forward looking statements. The risks and uncertainties relating to these statements include, but are not limited to, risks and uncertainties regarding fluctuations in earnings, our ability to manage growth, competition (both domestic and international), economic growth in India and abroad, ability to attract and retain highly skilled professionals, time and cost over runs on contracts, our ability to manage our international operations, government policies and actions regulations, interest and other fiscal costs generally prevailing in the economy. The Company does not undertake to make any announcement in case any of these forward looking statements become materially incorrect in future or update any forward looking statements made from time to time by or on behalf of the Company.

Company	Investor Relations Advisors
 CIN: L31501HR1973PLC007543	 CIN : U74140MH2010PTC204285
Mr. Tarun Goel +91 9810248348 Email: tarungoel@surya.in www.surya.co.in	Mr. Jigar Kavaiya / Mr. Parin Narichania +91 99206 02034 / +91 99300 25733 jigar.kavaiya@sgapl.net / parin.n@sgapl.net www.sgapl.net