April 30, 2026

To,
BSE Limited,
Listing Department,
P. J. Towers, Dalal Street,
Mumbai – 400 001
(Scrip Code : 500365)

Dear Sir/Madam,

Subject: Investor's Presentation

Please find attached herewith the Investor's Presentation on the audited financial results for the quarter and year ended March 31, 2026.

Thanking You,

Yours faithfully,
For Welspun Specialty Solutions Limited

Navin Agarwal
Digitally signed by Navin Agarwal
Date: 2026.04.30 18:39:02 +05'30'

Navin Agarwal
Chief Financial Officer

Encl.: as above

Welspun SPECIALTY SOLUTIONS
Alloy & Stainless | Bars & Tubes

Welspun Specialty Solutions Limited

Investor Presentation

Q4 & FY26

Date: 30th April, 2026

Disclaimer

For any financial disclosures, the information contained herein is provided by Welspun Specialty Solutions Limited (the "Company"), although care has been taken to ensure that the information in this presentation is accurate, and that the opinions expressed are fair and reasonable, the information is subject to change without notice, its accuracy, fairness or completeness is not guaranteed and has not been independently verified unless specifically provided and no express or implied warranty is made thereto. You must make your own assessment of the relevance, accuracy and adequacy of the information contained in this presentation and must make such independent investigation as you may consider necessary or appropriate for such purpose. Neither the Company nor any of its directors assume any responsibility or liability for, the accuracy or completeness of, or any errors or omissions in, any information or opinions contained herein. By preparing this presentation, none of the Company, its management, and their respective advisers undertakes any obligation to provide the recipient with access to any additional information or to update this presentation or any additional information or to correct any inaccuracies in any such information which may become apparent. This document is for informational purposes and does not constitute or form part of a prospectus, a statement in lieu of a prospectus, an offering circular, offering memorandum, an advertisement, and should not be construed as an offer to sell or issue or the solicitation of an offer or an offer document to buy or acquire or sell securities of the Company or any of its subsidiaries or affiliates under the Companies Act, 2013, the Securities and Exchange Board of India (Issue of Capital and Disclosure Requirements) Regulations, 2009, both as amended, or any applicable law in India or as an inducement to enter into investment activity. No part of this document should be considered as a recommendation that any investor should subscribe to or purchase securities of the Company or any of its subsidiaries or affiliates and should not form the basis of, or be relied on in connection with, any contract or commitment or investment decision whatsoever. This document is not financial, legal, tax, investment or other product advice.

With respect to any ESG related disclosures, the information contained in our disclosures, statements or reports are specific to the Company and not audited or confirmed to be compliant with any general or standard benchmark. A number of statements in such disclosure or statements may contain forward-looking statements including statements about the Company's strategic priorities, financial goals and aspirations, organic growth, performance, organizational quality and efficiency, investments, capabilities, resiliency, sustainable growth and Company management, as well as the Company's overall plans, strategies, goals, objectives, expectations, outlooks, estimates, intentions, targets, opportunities, focus and initiatives.

With respect to all disclosures provided herein, the statements contained herein may be pertaining to future expectations and other forward-looking statements which involve risks and uncertainties that are subject to change based on various important factors (some of which are beyond the Company's control). These statements include descriptions regarding the intent, belief or current expectations of the Company or its officers including with respect to the consolidated results of operations and financial condition, and future events and plans of the Company. These statements can be recognized by the use of words such as "expects," "plans," "will," "estimates," "forecast," "project," "anticipate," "likely," "target," "expect," "intend," "continue," "seek," "believe," "plan," "goal," "could," "should," "would," "may," "might," "will," "strategy," "synergies," "opportunities," "trends," "future," "potentially," "outlook" or words of similar meaning. Such forward-looking statements are not guarantees of future performance and actual results, performances or events may differ from those in the forward-looking statements as a result of various factors and assumptions. You are cautioned not to place undue reliance on these forward looking statements, which are based on the current view of the management of the Company on future events. No assurance can be given that future events will occur, or that assumptions are correct. The Company does not assume any responsibility to amend, modify or revise any forward-looking statements, on the basis of any subsequent developments, information or events, or otherwise.

Reproduction, distribution, republication and retransmission of material contained herein is prohibited without the prior consent of the Company

WSSL: An Integrated Facility

- Product acceptability both in the domestic and export market with major approvals and accreditations
- Moving towards higher value added grades and products
- Government's "Make in India" policy showing impact on ground; preference to domestic manufacturers
- Sustainability and excellence initiatives progressing well
- Only fully integrated facility in India from Steel making to Pipes



Manufacturing facility spread over an area of 126 acres in

Bharuch, Gujarat

© Copyright 2023. All Rights Reserved.

Competitive Edge

1

The only integrated producer of Quality Stainless Steel Bars and Pipes & Tubes starting from Steel Making to Finished Tubes in the country under one roof

2

Strong focus on R&D and New Product Development. State-of-the-art testing facilities accredited with ISO/IEC 17025

3

Expertise to make Stainless Steel in Special/Custom Grades with controlled compositions

5

Wide domestic and international market outreach and acceptance for portfolio of products

4

Speed to Market due to Fully Integrated Process

Product Information: Stainless Steel & Nickel Alloys

Bar Products

- Ingots
- Blooms
- Rolled Bars in Rounds
- Round Cornered Squares
- Peeled & Polished Bars
- Heat Treated Bars

Tubular Products

- Hollow Bars
- Cold Finished Pipes & Tubes
- Extruded Seamless Schedule Pipes
- Hydraulic & Instrumentation Tubes
- Heat Exchanger Tubes
- U-bend Tubes

Growing Market Presence

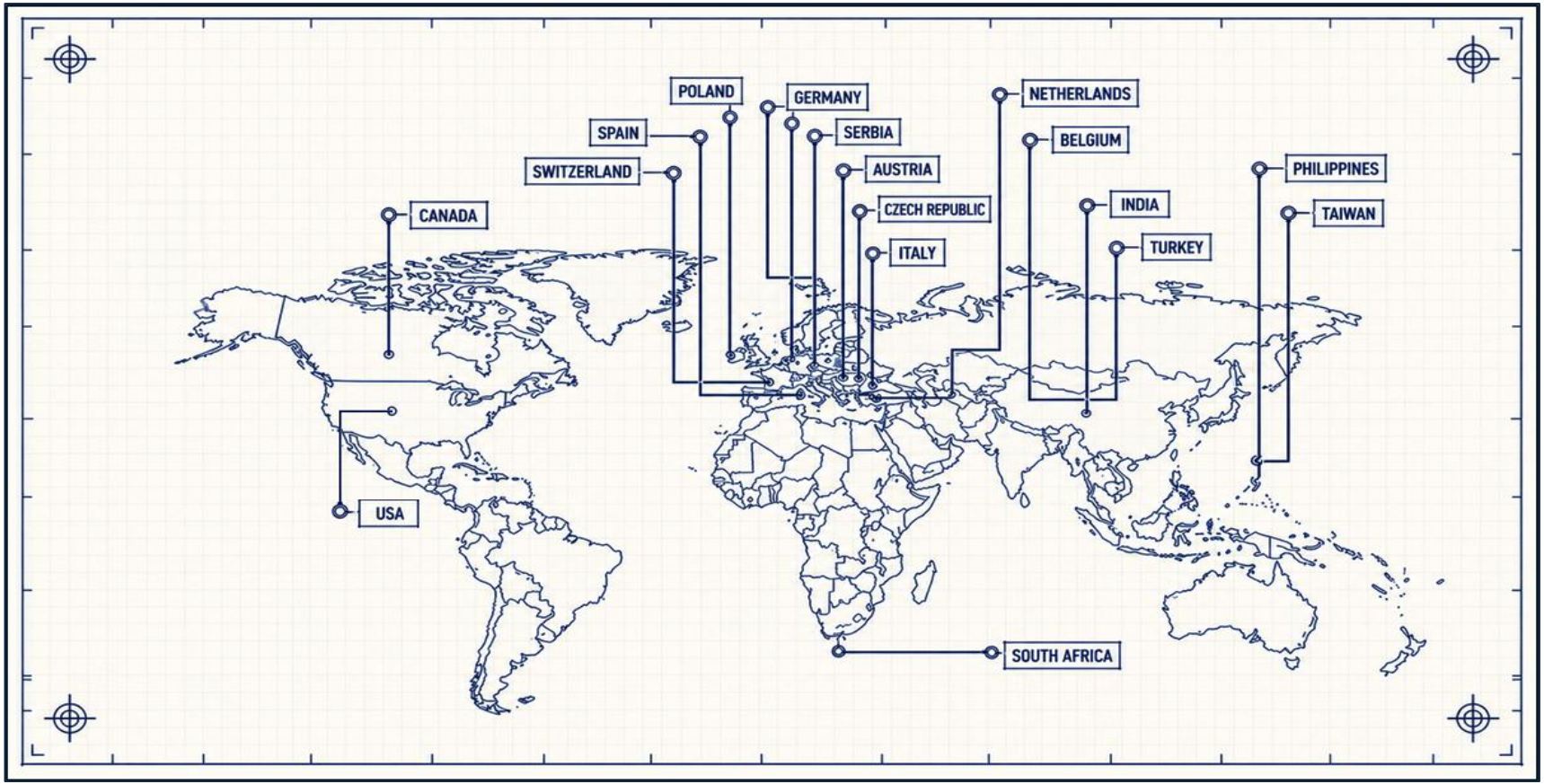

Business Update

- Company added 43 new customers during FY26
- Total Product sales volume for FY26 grew ~37% over FY25
  - Pipes sales volume for FY26 rose ~10% over FY25
  - Bars sales volume for FY26 rose ~45% over FY25
- Revenue grew by 21% in FY26 over FY25
- Operating EBITDA surged by 52% over FY25 and Reported EBITDA rose by 16%
- New bright bar project has been installed and currently under stabilization
- Renewable electricity proportion increased from 31% in FY25 to 58% during FY26 (>70% in Q4FY26)

Business Update

Key Accreditations & Product Developments during FY26:

- AS9100D accreditation for aerospace application
- IBR accreditation for Alloy steel bars and tubes
- Norsok M650 certification
- Grade T91 Tube for boilers
- Development order by NPCIL for prestigious steam generator tubes of Nickel Alloy 800H. Currently under development

Company continues to focus on new products & grades, capabilities & market offerings alongside expansion of the customer base

Business Environment

- Along with ongoing Russia- Ukraine geo political situation, the latest Iran conflict has added further to the market volatility & uncertainty and elevated energy costs

- Global markets continued slowness with tepid demand ever since US Tariff actions leading to caution and volatility. Tariff negotiations with multiple countries still continue amidst global supply chain uncertainty

- As per World Stainless, the total global stainless steel melt shop production for CY2025 stood at 64.2 million tonne, with a low growth rate of ~2% over CY2024 on the back of current market sentiment

- Domestic market has been steadily growing while offering significant opportunities specially in value segments like energy, defence, space, oil & gas, petrochemicals, engineering, public infrastructure etc

- The combined investment in the above strategic sectors, along with a strong emphasis on domestic manufacturing through the Make in India initiative, is driving demand within the country. This growth-oriented spending is expected to persist and intensify in the future, offering significant potential benefits to the company's business

- WSSL remains focused on close customer engagement to manage volatility effectively and sustain operational performance, reinforcing business stability

Performance Trend

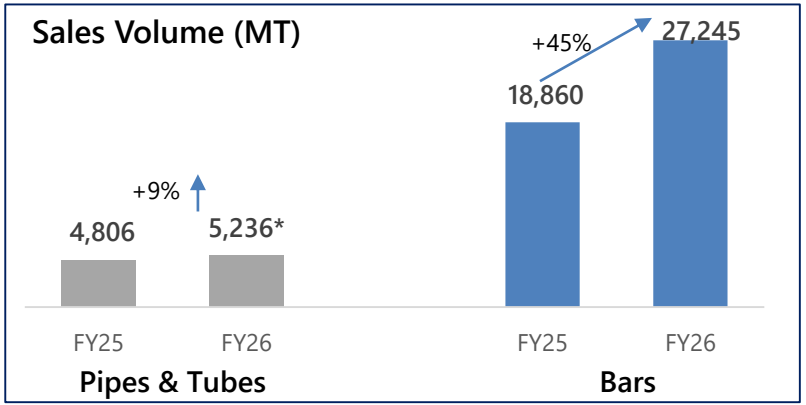

1) Effective 10.5 months performance owing to 1.5 months planned maintenance shutdown during H1FY26
2) 255 MT goods in transit not considered

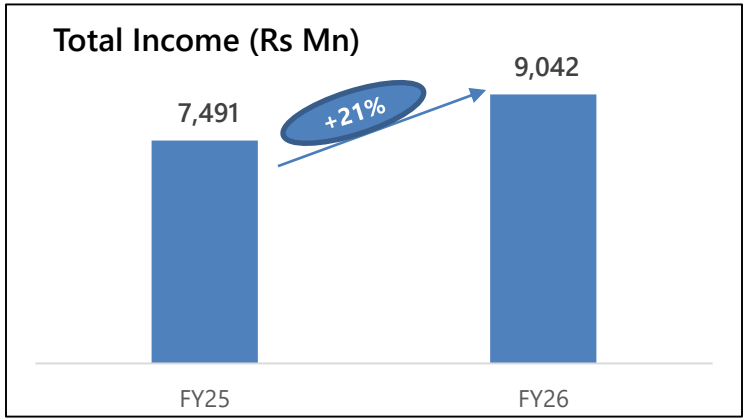

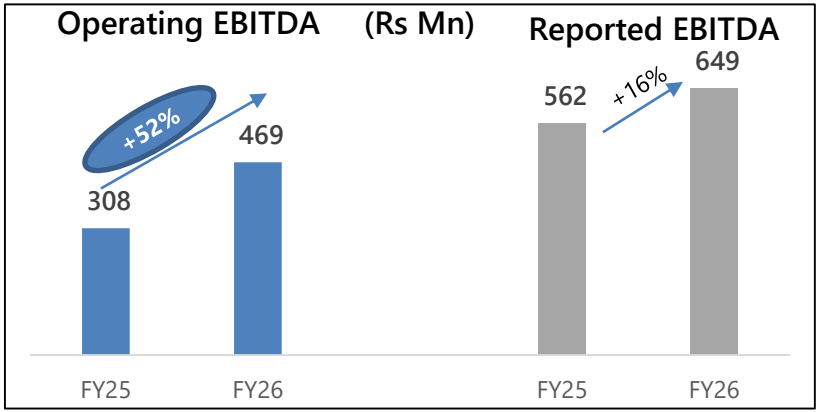

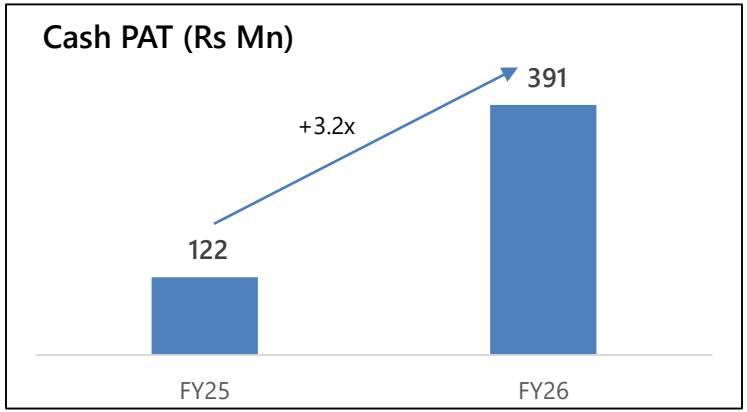

Financial Snapshot

Income Statement Snapshot (INR Million)						
Particulars	**Q4FY26**	**Q4FY25**	**YoY**	**FY26**	**FY25**	**YoY**
Total Income	**2,216**	**2,085**	**6%**	**9,042**	**7,491**	**21%**
Operating EBITDA	**112**	**97**	**15%**	**469**	**308**	**52%**
Reported EBITDA	**130**	**181**	**-28%**	**649**	**562**	**16%**
Profit Before Tax (PBT)	**40**	**34**	**18%**	**224**	**(40)**	**NA**
Profit After Tax (PAT)	**44**	**36**	**25%**	**228**	**(45)**	**NA**
Cash PAT	**83**	**74**	**12%**	**391**	**122**	**3.2x**

Notes:

– *Cash PAT = PBDT (adjusted for cash exceptional items) – Current tax*

Financials for previous periods / year have been regrouped / rearranged, wherever necessary, to make them comparable

ESG Interventions

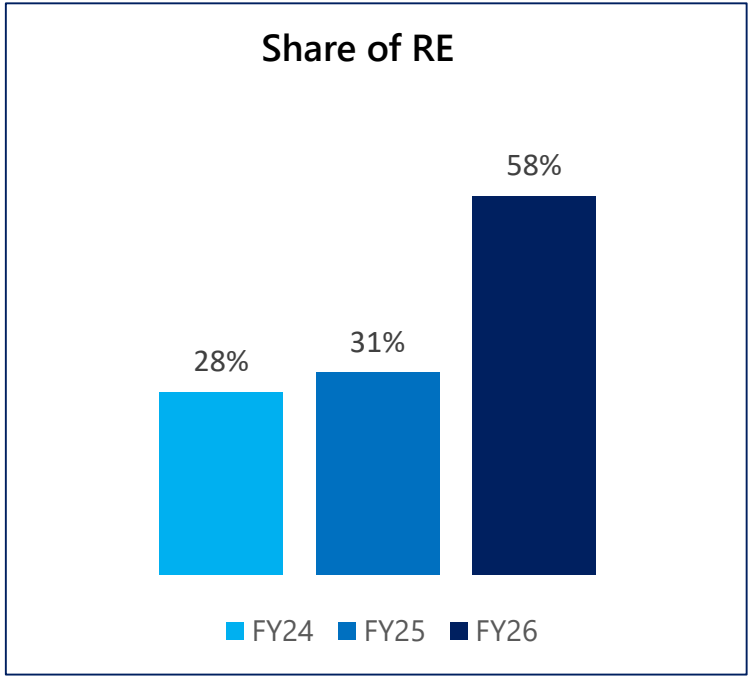

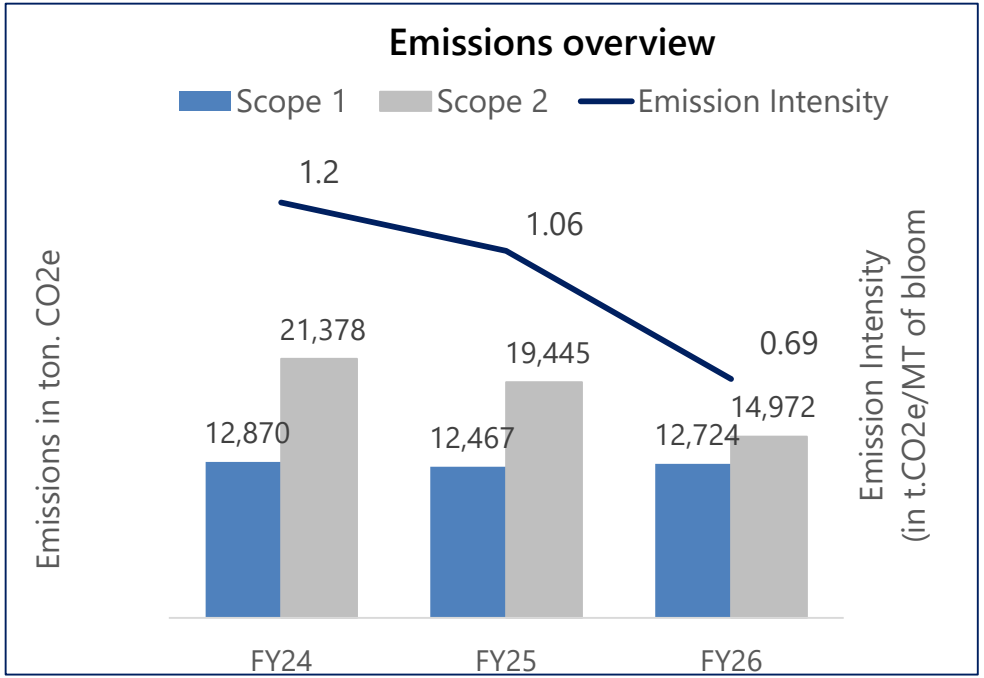

Share of renewable improved and reached >70% during Q4FY26

Emission intensity reduced from 1.06 t.co2e/MT of bloom production in FY25 to 0.69 t.co2e/MT in FY26 due to operational efficiency and higher proportion of RE

Thank You!

Welspun Specialty Solutions Limited

CIN: L27100GJ1980PLC020358

For further queries, contact:
Name : Mr. Goutam Chakraborty
Email : goutam_chakraborty@welspun.com

www.welspunspecialty.com

Connect with us:

/TheWelspunGroup /WelspunGroup /welspungroup /company/welspun-group