



Natco Pharma Limited

Regd. Off. : 'NATCO HOUSE', Road No. 2, Banjara Hills, Hyderabad - 500034.
Telangana, INDIA. Tel : +91 40 23547532, Fax : +91 40 23548243
CIN : L24230TG1981PLC003201, www.natcopharma.co.in

28th May, 2025

Corporate Relationship Department
M/s. BSE Ltd.
Dalal Street, Fort
Mumbai 400 001
Scrip Code: 524816

Manager – Listing
M/s. National Stock Exchange of India Ltd
“Exchange Plaza”, Bandra – Kurla Complex
Bandra (E) Mumbai 400 051
Scrip Code: NATCOPHARM

Dear Sir/Madam,

Sub: - FY 24-25 Earning Presentation

Please find enclosed herewith the Earnings Presentation for the Quarter and year ended 31st March, 2025.

Thanking you

Yours faithfully

For NATCO Pharma Limited

Ch. Venkat Ramesh
Company Secretary &
Compliance Officer



NATCO Pharma Limited

Earnings Presentation

Q4 FY25 & FY25

THIS PRESENTATION (PRESENTATION) IS NOT AN OFFER TO SELL ANY SECURITIES OR A SOLICITATION TO BUY ANY SECURITIES OF NATCO PHARMA LIMITED OR ITS SUBSIDIARIES OR JOINT VENTURES (TOGETHER, THE "COMPANY").

The material that follows is a Presentation of general background information about the Company's activities as at the date of the Presentation or as otherwise indicated. It is information given in summary form and does not purport to be complete and it cannot be guaranteed that such information is true and accurate. This Presentation has been prepared by and is the sole responsibility of the Company. By accessing this Presentation, you are agreeing to be bound by the trading restrictions. It is for general information purposes only and should not be considered as a recommendation that any investor should subscribe / purchase the Company shares.

This Presentation includes statements that are, or may be deemed to be, "forward-looking statements". These forward-looking statements can be identified by the use of forward- looking terminology, including the terms "believes", "estimates", "anticipates", "projects", "expects", "intends", "may", "will", "seeks" or "should" or, in each case, their negative or other variations or comparable terminology, or by discussions of strategy, plans, aims, objectives, goals, future events or intentions. These forward-looking statements include all matters that are not historical facts. They appear in a number of places throughout this Presentation and include statements regarding the Company's intentions, beliefs or current expectations concerning, amongst other things, its results or operations, financial condition, liquidity, prospects, growth, strategies and the industry in which the Company operates.

By their nature, forward-looking statements involve risks and uncertainties because they relate to events and depend on circumstances that may or may not occur in the future. Forward-looking statements are not guarantees of future performance including those relating to general business plans and strategy of the Company, its future outlook and growth prospects, and future developments in its businesses and its competitive and regulatory environment. No representation, warranty or undertaking, express or implied, is made or assurance given that such statements, views, projections or forecasts, if any, are correct or that the objectives of the Company will be achieved. There are some important factors that could cause material differences to Company's actual results. These include (i) our ability to successfully implement our strategy (ii) our growth and expansion plans (iii) changes in regulatory norms applicable to the Company (iv) technological changes (v) investment and business income (vi) cash flow projections etc. (vii) exposure to market as well as other risks.

The Company, as such, makes no representation or warranty, express or implied, as to, and does not accept any responsibility or liability with respect to, the fairness, accuracy, completeness or correctness of any information or opinions contained herein. The information contained in this Presentation, unless otherwise specified is only current as of the date of this Presentation. The Company assumes no responsibility to publicly amend, modify or revise any forward-looking statements based on any subsequent development, information or events, or otherwise. Unless otherwise stated in this Presentation, the information contained herein is based on management information and estimates.







Any opinions expressed in this presentation are subject to change without notice. The presentation should not be construed as legal, tax, investment or other advice. None of the Company or any of its affiliates, advisers or representatives accepts any liability whatsoever for any loss howsoever arising from any information presented or contained in this presentation. The information contained in this presentation has not been independently verified. Furthermore, no person is authorized to give any information or make any representation which is not contained in, or is inconsistent with, this presentation. Any such extraneous or inconsistent information or representation, if given or made, should not be relied upon as having been authorized by or on behalf of the Company. Further, past performance is not necessarily indicative of future results.

This document is just a Presentation for information purposes and private circulation only and is not intended to be a "prospectus" or "offer document" or a "private placement offer letter" (as defined or referred to, as the case may be, under the Companies Act, 2013). It is clarified that this Presentation is not intended to be a document offering for subscription or sale of any securities or inviting offers from the Indian public (including any section thereof) or from persons residing in any other jurisdiction including the United States for the subscription to or sale of any securities including the equity shares of the Company or any of its subsidiaries. No part of it should form the basis of or be relied upon in connection with any investment decision or any contract or commitment to purchase or subscribe for any securities. None of the Company's securities may be offered or sold in the United States without registration under the U.S. Securities Act of 1933, as amended, except pursuant to an exemption from registration there from.

This document has not been and will not be reviewed or approved by a regulatory authority in India or by any stock exchange in India. This presentation is confidential and this presentation or any part thereof should not be used or relied upon by any other party or for any other purpose and should not be copied, reproduced, recirculated, redistributed, published in any media, website or otherwise, in any form or manner, in part or as a whole, without the express consent in writing of the Company. Any unauthorized use, disclosure or public dissemination of information contained herein is prohibited. The distribution of this presentation in certain jurisdictions may be restricted by law. Accordingly, any persons in possession of the aforesaid should inform themselves about and observe any such restrictions.

Q4FY25 & FY25 - Key Business & Consolidated Financial Highlights



-  Total Revenue stood for Q4FY25 at INR 12,873 Mn | Pharma Export Formulations at INR 10,525 Mn | Domestic Formulations Revenue at 994 Mn | Total Revenue for FY25 stood at INR 47,840 Mn
-  Earnings Before Interest Tax Depreciation and Amortization stood at INR 6,144 Mn and EBITDA Margin at 47.7% for Q4 FY25 | For FY25, EBITDA Stood at INR 25,505 Mn and Margin at 53.3%
-  Profit after tax for Q4 FY25 was at INR 4,060 Mn | FY25 PAT stood at INR 18,834 Mn
-  During the quarter there was an impairment charge of INR 50 crore in the Crop Health Science business related to Property, Plant and Machinery and a chargeback adjustment of approximately INR 25 crore in its US subsidiary
-  Approval of Abbreviated New Drug Application (ANDA) for Bosentan Tablets for Oral Suspension (generic of Tracleer®)
-  Approval of ANDA for Everolimus tablets for Oral Suspension (generic of AFINITOR DISPERZ®)

**EBITDA and EBITDA Margin includes Other income*

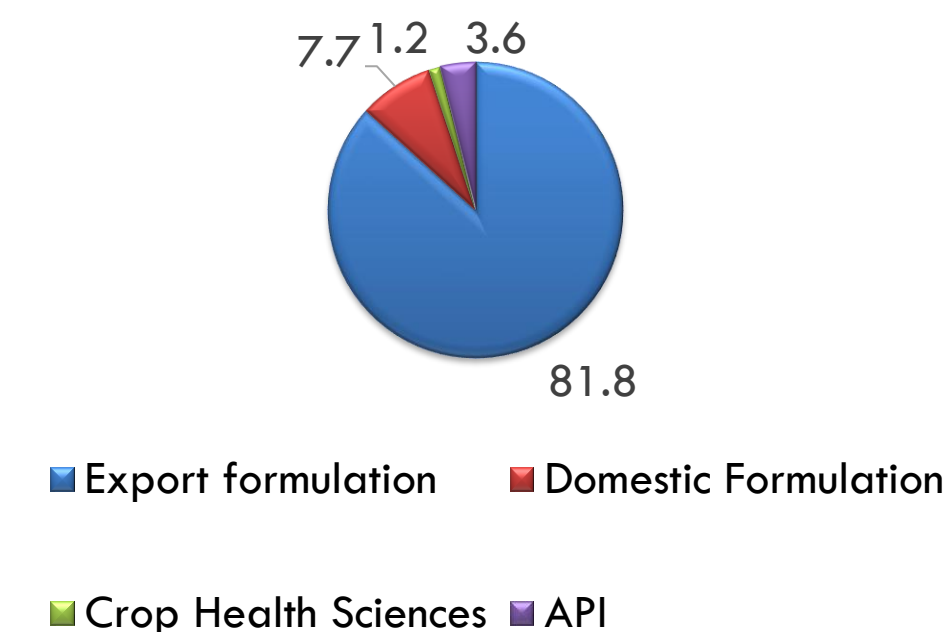
Q4FY25 & FY25 - Quarterly and Full year Performance



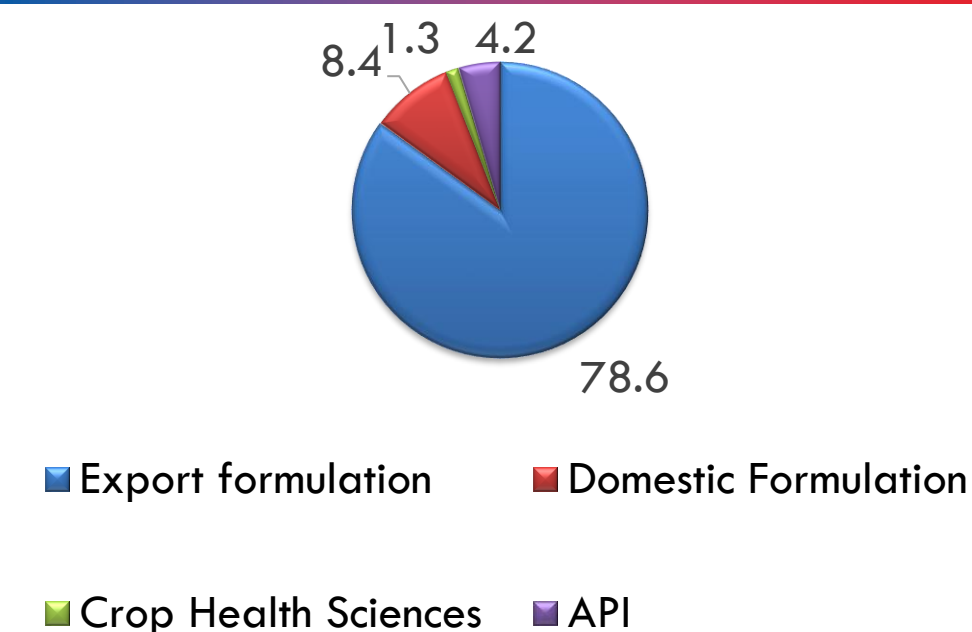
Revenue Division (INR Mn)	Q4FY25	Q4FY24	Q3FY25
API Revenue	464	500	666
Formulation			
Formulation – Exports (incl profit share, license income, export service income & Subsidiaries)	10,525	9,549	2,858
Formulation – Domestic	994	524	961
Formulations Total Revenue	11,519	10,073	3,819
Crop Health Sciences	150	(3.7)	151
Other operating & non-operating incomes	740	534	1,875
Consolidated Total Revenue	12,873	11,103	6,511

Revenue Division (INR Mn)	FY25	FY24
API Revenue	2,018	2,492
Formulation		
Formulation – Exports (incl profit share, license income, export service income & Subsidiaries)	37,597	32,369
Formulation – Domestic	4,000	3,867
Formulations Total Revenue	41,597	36,236
Crop Health Sciences	598	1,083
Other operating & non-operating incomes	3,627	1,458
Consolidated Total Revenue	47,840	41,269

Revenue Breakup (%) - Q4FY25



Revenue Breakup (%) - FY25



Consolidated Profit & Loss Statement



Profit & Loss Statement (INR Mn)	Q4FY25	Q4FY24	Q3FY25
Total Revenue	12,873	11,103	6,511
Total Expenses (before finance cost and depreciation)	6,729	5,710	4,360
Earnings before interest, tax, depreciation and amortization (EBITDA)	6,144	5,393	2,151
EBITDA Margin* (%)	47.7%	48.6%	33.0%
Finance cost	102	62	44
Depreciation	983	555	470
Profit before tax (PBT)	5,059	4,776	1,637
Tax	999	913	313
Profit after tax (PAT)	4,060	3,863	1,324
PAT Margin (%)	31.5%	34.8%	20.3%
Reported Earnings per share INR - Basic and Diluted	22.70	21.56	7.43

*includes other income

Profit & Loss Statement (INR Mn)	FY25	FY24
Total Revenue	47,840	41,269
Total Expenses (before finance cost and depreciation)	22,335	22,474
Earnings before interest, tax, depreciation and amortization (EBITDA)	25,505	18,795
EBITDA Margin* (%)	53.3%	45.5%
Finance cost	239	192
Depreciation	2,352	1,868
Profit before tax (PBT)	22,914	16,735
Tax	4,080	2,852
Profit after tax (PAT)	18,834	13,883
PAT Margin (%)	39.4%	33.6%
Reported Earnings per share INR - Basic and Diluted	105.26	77.34

Key product pipeline - USA

NATCO

28

Para IVs in the pipeline, with over 20 FTFs (incl. Sole and Shared)



13

Approved (either tentative or fully)

Key Solo FTFs (Para IV) in the pipeline

Brand	Molecule	Therapeutic segment/ Primary Indication
Kyprolis	Carfilzomib (10mg)	Cancer/Multiple Myeloma
Imbruvica	Ibrutinib (tablet)	Cancer/Leukaemia
Zydelig	Idelalisib	Cancer/ Blood and Bone Marrow Cancer
Lynparza	Olaparib	Ovarian/Breast Cancer
Ozempic	Semaglutide pen 8mg/3ml & 2 mg/3ml	Diabetes
Balversa	Erdafitinib	Bladder Cancer
Ozempic	Semaglutide (all strengths)	Weight Loss
Balversa	Capmatinib	Cancer/ Lung Cancer

Key Para IV products in the pipeline (Filing on NCE-1) date

Brand	Molecule	Therapeutic segment/ Primary Indication
Eliquis	Apixaban	Anticogulant
Ozempic	Semaglutide pen (2 strengths)	Diabetes
Pomalyst	Pomalidomide	Cancer/Multiple Myeloma
Lonsurf	Trifluridine/Tipracil	Metastatic colorectal cancer
Yondelis	Trabectedin	Advanced soft-tissue sarcoma/ ovarian cancer
Calquence	Acalabrutinib	Cancer/Blood
Kyprolis	Carfilzomib 60 mg/ml	Cancer/Multiple Myeloma
Nurtec	Rimegepant	Migraine
Jevtana	Cabazitaxel	Cancer
Everydi	Risdiplam Oral Solution	Spinal Muscular Atrophy

Data as on 31st March, 2025

Our NCE | Cell & Gene Therapy Investments



1

eGenesis

- Invested INR 68 crore in a biotechnology company focused on xenotransplantation, by developing safe and effective human compatible organs for transplant
- It is committed to ending the global transplant shortage and transforming the treatment of organ failure by bringing their vision closer to reality with lead programs in kidney and islet cell transplantation.



2

NRC - 2694

- NRC-2694-A is an orally administered small-molecule tyrosine kinase inhibitor discovered and developed by Natco Pharma Limited, Hyderabad
- It is being tested for the treatment of Head and Neck cancer). A Phase 2 clinical trial for the treatment of Recurrent/Metastatic Head and Neck cancer who progressed on Keytruda® (Pembrolizumab manufactured by Merck & CO) has been approved by US FDA
- Currently, the patient recruitment is in progress, trial is being conducted in US and India.

3

Cellogen Therapeutics

Invested INR 15 crore with a Company, which is at the forefront of using advanced cellular engineering methods and gene-therapy-based approaches, Innovative third and fourth generation CAR-T cell therapies for leukemia and lymphoma and developing genetic therapies for beta-thalassemia and sickle cell disease.



4

Eyestem

Invested INR 7.5 crore in a cell therapy company founded by an experienced team of clinical research, regenerative medicine and ophthalmology experts, developed a patented experimental treatment for dry AMD called Eyecyte-RPE.



5

Stero Therapeutics



- Invested INR 8.5 crore in a company is developing novel therapeutics for rare diseases with the strategic intent to further develop the therapeutics for larger, more common diseases
- It will combine its small company efficiencies with the development advantages afforded initially by the Orphan Drug Act; and subsequently, faster development pathways for the mainstream indications.

Earnings Call Details - Q4FY25 & FY25



The Earnings call to discuss the operational and financial performance of the company with Mr. Rajeev Nannapaneni, Vice Chairman and Chief Executive Officer and Mr. Rajesh Chebiyam, Executive Vice President, Crop Health Sciences are as below:

Details of the Earnings call:

- *Date: 29th May 2025*
- *Time: 11 AM IST*
- *Dial-in-Numbers: (+91 22) 62801222 / 71158123*

Pre-register using the link:

<https://services.choruscall.in/DiamondPassRegistration/register?confirmationNumber=9808365&linkSecurityString=46d41de81b>