



Corporate Office & Communication Address :

401 Aza House, 24 Turner Road, Bandra (West), Mumbai - 400 050. Website : www.panamapetro.com
Phone : 91-22-42177777 | Fax : 91-22-42177788 | E-mail : ho@panamapetro.com
CIN No. L23209GJ1982PLC005062

August 21, 2018

To, The General Manager- CRD Bombay Stock Exchange Limited Pjroze Jeejeebhoy Towers, Dalal Street, Fort, Mumbai 400 001 Scrip Code: 524820	To, Listing Compliance, National Stock Exchange India Limited, Exchange Plaza, C-1, Block-G, Bandra Kurla Complex, Bandra -(East). Mumbai-400051. Scrip Symbol :PANAMAPET
--	---

Dear Sir,

Pursuant to Regulation 34 of SEBI (Listing Obligation and Disclosure Requirements) Regulations, 2015, please find enclosed herewith the Annual Report of the Company as approved and adopted in the 36th Annual General Meeting of the Company held on August 20, 2018.

Kindly find the same in order.

Thanking You.

Yours faithfully,
For **PANAMA PETROCHEM LIMITED**


Gayatri Sharma
Company Secretary & Compliance Officer




Reaching New Frontiers



Panama
PETROCHEM LTD.

36th ANNUAL REPORT 2017-18

Contents	Page No.
Notice	04
Directors' Report	11
Management Discussion & Analysis Report	34
Corporate Governance Report	38
CEO Report	51
Auditors' Report & Annexure	53
Balance Sheet	58
Profit & Loss Accounts	59
Cash Flow Statement.....	60
Notes to Accounts	63
Consolidated Auditors' Report & Annexure	101
Consolidated Balance Sheet	104
Consolidated Profit & Loss Accounts	105
Consolidated Cash Flow Statement	106
Notes to Accounts	109
Proxy Form	147



CHAIRMAN'S ADDRESS

I am pleased to report that your Company has delivered robust performances on both financial and operational parameters.

A significant improvement in the performance of your company was witnessed during the financial year 2017-18. Net Profit on a standalone basis was boosted by 32.73% as compare to the previous year. Consolidated profit of the Company increased by 39.21% to ₹ 6,097.30 lakhs.

The consolidated revenue from operations of the Company for the year ended March 31, 2018 grew by 49.64% to ₹ 1,34,581.26 lakhs.

Your company continues to follow highest standards of corporate governance and considers it as more of an ethical requisite than a regulatory necessity. It is a matter of great pride that our success over the years has come without ever compromising on integrity or environmental and social obligations.

Globally, the economy picked up on the cyclical recovery that started in late 2016 and gathered pace to record a growth of 3.7% in 2017. More than 120 countries registered a pickup in growth in year-on-year basis. Global trade volumes also increased 4.7% in 2017. The IMF expects the global economy to grow at 3.9 % in 2018 and 2019. Although, economic growth in India dragged under the impact of demonetisation and the rollout of the Goods and Services Tax, it picked up from the third quarter onwards. The Indian economy is projected to have grown at 6.6 % in FY 2017-18.

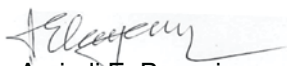
During the year Indian economy faced headwinds, compounding the impact on businesses. The Goods & Services Tax (GST), the long-debated and often delayed tax reform was finally introduced on July 1, 2017. This is the single biggest structuralre form in the country that pushes for creation of a unified common market laying aside the inefficiency created by different taxes. The Company worked closely with its partners along its entire supply chain to transition its operations to the new tax regime efficiently. This was not without the initial hiccups, as there were challenges around clarity of rules and processes.

Despite these challenges, Panama continued to maintain strong growth. This performance was driven by continuous improvement in the efficiency of operations at all locations and introduction of new products.

Your company's exports have grew despite market challenges, increased raw material prices and pricing pressure due to a positive economic outlook and a strong demand for its products.

Looking forward to a better tomorrow, I would like to thank all my colleagues for their dedication, innovation and hard work,I would like to place on record my sincere appreciation to the Board of Directors for their guidance and express my gratitude to all our stakeholders for their continuing faith in the company.

With best wishes


Amirali E. Rayani
Chairman

Board of Directors

Mr. Amirali E. Rayani	Chairman (Executive)
Mr. Amin A. Rayani	Managing Director & CEO
Mr. Hussein V. Rayani	Joint Managing Director
Mr. Samir A. Rayani	Whole-time Director
Mr. Dilip S. Phatarphekar	Independent Director
Mr. Madan Mohan Jain	Independent Director
Mr. Mukesh Mehta	Independent Director
Ms. Nargis Mirza Kabani	Independent Director

Chief Financial Officer

Mr. Pramod Maheshwari

**Company Secretary &
Compliance Officer**

Ms. Gayatri Sharma

Bankers

HDFC Bank Limited
Citibank N.A.
IDFC Bank Limited
Standard Chartered Bank
Yes Bank Limited
DBS Bank Limited
DCB Bank Limited
Axis Bank Limited
RBL Bank Limited
IDBI Bank Limited

Corporate Office

401, Aza House, 24, Turner Road,
Bandra (W), Mumbai 400 050, India
Tel: 91-22-42177777
Fax: 91-22-42177788
Website: www.panamapetro.com
E-mail: ho@panamapetro.com

Auditors

Bhuta Shah & Co LLP
Chartered Accountants, Mumbai, India

Listed at

BSE Limited
National Stock Exchange of India Limited
Luxembourg Stock Exchange (GDRs)

Plants

Ankleshwar, Daman, Talaja & Dahej

Registrar & Share Transfer Agents

Bigshare Services Private Limited
1st Floor, Bharat Tin Works Building,
Opp. Vasant Oasis, Makwana Road,
Marol, Andheri East, Mumbai-400059
Maharashtra, India.
Tel: 91-22-62638200
Fax: 91-22-62638299
E-mail: info@bigshareonline.com

Registered Office

Plot No: 3303, G.I.D.C. Estate,
Ankleshwar 393 002, Gujarat, India
Tel: 91-2646-221 068
Fax: 91-2646-250281
Corporate Identification Number
(CIN) : L23209GJ1982PLC005062
Email: ankl@panamapetro.com

NOTICE**CIN : L23209GJ1982PLC005062**

Notice is hereby given that the **THIRTY – SIXTH ANNUAL GENERAL MEETING** of the Members of **PANAMA PETROCHEM LIMITED** will be held on Monday, August 20, 2018 at 11:30 A.M. at Rajmahal Conference hall of Hotel Lords Plaza at C4/6, GIDC, Old National Highway No. 8, Ankleshwar, Gujarat 393 002 to transact the following business:

Ordinary Business:

1. To receive, consider and adopt the Audited Financial Statements (including Audited Consolidated Financial Statements) for the financial year ended March 31, 2018 together with the Reports of the Board of Directors & Auditors thereon.
2. To declare dividend on Equity Shares.
3. To appoint a Director in place of Mr. Samir A. Rayani (DIN 00002674), who retires by rotation at this Annual General Meeting and being eligible, offers himself for re-appointment.

Special Business:

4. To revise the overall borrowing powers of the Company and create charge / mortgage on the assets of the Company and in this regard, to consider and if thought fit, to pass the following resolution as **Special Resolution**:

RESOLVED THAT in supersession of the Resolution passed by the members at the Annual General Meeting held on September 04, 2014 and pursuant to the provisions of Section 180(1)(c) and other applicable provisions, if any, of the Companies Act, 2013, and rules framed thereunder (including any statutory modification or re-enactment thereof, for the time being in force), the consent of the Company be and is hereby accorded to the Board of Directors of the Company to borrow any sum or sums of money on such security and on such terms conditions as the Board may deem fit, in excess of the aggregate of the paid up share capital and free reserves of the Company, provided that the total amount borrowed and outstanding at any point of time, apart from temporary loans obtained / to be obtained from the Companies Bankers in the ordinary course of business, shall not be in excess of ₹ 1,500 Crores (Rupees Fifteen Hundred Crores) over and above the aggregate of the paid up share capital and free reserves of the Company as per the latest annual audited financial statements.

RESOLVED FURTHER THAT in terms of Section 180(1)(a) and other applicable provisions, if any, of the Companies Act, 2013, consent of the Company be and is hereby given to the Board of Directors of the Company or any committee thereof ("the Board") for above mentioned purpose to create such charges, mortgages and hypothecations, on such movable and immovable properties, both present and future, and in such manner as the Board in its absolute discretion thinks fit, together with power to take over the management and concern of the Company in certain events in favour of Banks / Financial Institutions, other investing agencies and trustees for the holders of debentures / bonds/ other instruments to secure rupee / foreign currency loans and / or the issue of debentures whether partly / fully / non-convertible and / or securities linked to Ordinary shares and / or bonds with share warrants attached or any other borrowings.

RESOLVED FURTHER THAT for the purpose of giving effect to this resolution, any Director or two or more of them together be and is/are hereby authorized to finalize, settle and execute such documents / deeds / writings / papers / agreements as may be required and do all such acts, deeds, matters and things as may be required to give effect to this Resolution.

5. To approve the remuneration of the Cost Auditors for the financial year ending March 31, 2018 and in this regard, to consider and if thought fit, to pass the following resolution as an **Ordinary Resolution**:

RESOLVED THAT pursuant to Section 148 and other applicable provisions, if any, of the Companies Act, 2013 and the Companies (Audit and Auditors) Rules, 2014, as amended from time to time, the Company hereby ratifies the remuneration of ₹. 2.00 lakhs (Rupees two lakhs only) per annum plus out-of-pocket expenses payable to GMVP & Associates LLP, who are appointed as the Cost Auditors of the Company to conduct the audit of the cost records of the Company for the financial year ending March 31, 2018.

RESOLVED FURTHER THAT the Board of Directors of the Company be and is hereby authorised to do all acts and take all such steps as may be necessary, proper or expedient to give effect to this resolution.

Notes:

1. **A MEMBER ENTITLED TO ATTEND AND VOTE AT THE MEETING IS ENTITLED TO APPOINT A PROXY TO ATTEND AND VOTE INSTEAD OF HIM AND A PROXY NEED NOT BE A MEMBER OF THE COMPANY.** Proxies, in order to be effective, must be received at the Company's Registered Office not less than 48 hours before the Meeting. Proxies submitted on behalf of companies, societies, partnership firms, etc. must be supported by appropriate resolution / authority, as applicable, issued on behalf of the nominating organization. Members are requested to note that a person can act as a proxy on behalf of members not exceeding 50 and holding in the

aggregate not more than 10% of the total share capital of the Company carrying voting rights. In case a proxy is proposed to be appointed by a Member holding more than 10% of the total share capital of the Company carrying voting rights, then such proxy shall not act as a proxy for any other person or shareholder.

2. **Corporate Members:** Corporate Members intending to send their authorised representatives are requested to send a duly certified copy of the Board Resolution authorizing the representatives to attend and vote at the Annual General Meeting.
3. A Statement pursuant to Section 102 (1) of the Companies Act, 2013, relating to the Special Business to be transacted at the Meeting is annexed hereto.
4. Members/Proxies should bring the enclosed Attendance Slip duly filled in, for attending the Annual General Meeting, along with their copy of the Annual Report. Copies of the Annual Report will not be distributed at the Meeting.
5. The Register of Members and Share Transfer Books of the Company will remain closed from August 17, 2018 to August 20, 2018 (both days inclusive).

Payment of dividend as recommended by the Board of Directors, if declared at the Annual General Meeting will be payable to those Shareholders holding shares in electronic form as per the beneficiary position downloaded from the Depositories i.e. National Securities Depository Limited (NSDL) and Central Depository Services Limited (CDSL) as at the close of business hours on August 16, 2018 and to those Members holding shares in physical form, after giving effect to valid transfers in respect of transfer requests lodged with the Company as at close of business hours August 16, 2018. Dividend will be paid within two weeks from the date of declaration of dividend.

6. To avoid loss of dividend warrants in transit and undue delay in receipt of dividend warrants, the Company provides the facility to the Members for remittance of dividend directly in their bank accounts through electronic means. The facility is available at all bank branches which have registered themselves as participating banks with National Payment Corporation of India and have joined the Core Banking System. Members holding shares in physical form and desirous of availing this facility are requested to provide their latest bank account details (Core Banking Solutions Enabled Account Number, 9 digit MICR and 11 digit IFS Code), along with their Folio Number, to the Company's Share Registrar and Transfer Agents. Members holding shares in electronic form are requested to provide the details to their respective Depository Participants.
7. Members holding shares in physical form are requested to advise any change of address / mandate / bank details immediately to the Company's Share Registrar and Transfer Agents (M/s Bigshare Services Pvt. Ltd). Members holding shares in electronic form must send the advice about change in address mandate / bank details to their respective Depository Participant only and not to the Company or the Company's Share Registrar and Transfer Agents.
8. Members holding shares in electronic form are hereby informed that bank particulars registered against their respective depository accounts will be used by the Company for payment of dividend. The Company or its Registrar cannot act on any request received directly from the Members holding shares in electronic form for any change of bank particulars or bank mandates. Such changes are to be advised only to the Depository Participant of the Members.
9. Members holding shares in single name and physical form are advised to make nomination in respect of their shareholding in the Company. The nomination form can be downloaded from the Company's website, www.panamapetro.com
10. The Securities and Exchange Board of India (SEBI) has mandated the submission of Permanent Account Number (PAN) by every participant in the securities market. Members holding shares in electronic form are, therefore, requested to submit their PAN details to their respective Depository Participants. Members holding shares in physical form are requested to submit their PAN details to the Share Registrar and Transfer Agents.
11. Members holding shares in physical form are requested to consider converting their holdings to dematerialized form to eliminate risks associated with physical shares and for ease in portfolio management. Members can contact the Company's Share Registrar and Transfer Agents for assistance in this regard.
12. All documents referred to in the Notice are open for inspection at the Registered Office of the Company on all working days except Saturdays, Sundays and Public Holidays between 11.00 A.M. and 1.00 P.M. up to the date of the Annual General Meeting. The aforesaid documents will be also available for inspection by members at the Meeting.
13. Members desirous of obtaining any information as regards to the accounts and operations of the Company are requested to write at least one week before the meeting so that the same could be complied in advance.
14. Members are hereby informed that the Company is required to transfer any money lying in the Unpaid Dividend Account, which remains unpaid or unclaimed for a period of seven years from the date of such transfer to the Unpaid Dividend Account, to the credit of the Investor Education and Protection Fund ('the Fund') established by the Central Government. Members are also requested to note that, pursuant to the provisions of Section 124 of

the Act read with the Investor Education and Protection Fund Authority (Accounting, Audit, Transfer and Refund) Rules, 2016 (as amended) ('IEPF Rules'), the Company is also obliged to transfer all shares on which dividend has not been paid or claimed for seven consecutive years or more to the Demat Account of the IEPF Authority notified by the Ministry of Corporate Affairs ('IEPF Demat Account').

As per the above provisions, all unclaimed dividend up to the financial year ended March 31, 2010 has been transferred by the Company to the Fund. Shares in respect of which dividend remained unclaimed for seven consecutive years or more have also been transferred to the IEPF Demat Account. Members who have not yet encashed their dividend warrant(s) for the financial year ended March 31, 2011 and for any subsequent financial year, are requested to make their claims to the Company without any delay, to avoid transfer of their dividend/shares to the Fund/ IEPF Demat Account.

15. Electronic copy of the Annual Report for 2017-18 is being sent to all Members whose email addresses are registered with the Company/ Depository Participants for communication purposes, unless any Member has requested for a hard copy of the same. For Members who have not registered their email addresses, physical copies of the Annual Report for 2017-18 are being sent in the permitted mode.
16. **To support the "Green Initiative", Members who have not registered their e-mail addresses so far, are requested to register their e-mail address for receiving all communication including Annual Report, Notices, Circulars, etc. from the Company electronically.**
17. In terms of and in compliance with the provisions of Section 108 of the Companies Act, 2013, read with Rule 20 of the Companies (Management and Administration) Rules, 2014 as amended by the Companies (Management and Administration) Amendment Rules, 2015, and Regulation 44 of the Securities and Exchange Board of India (Listing Obligations and Disclosure Requirements) Regulations, 2015, the Company is pleased to offer remote e-voting facility as an alternate to all its Members to enable them to cast their vote electronically instead of casting the vote at the Meeting. The Members who have cast their votes by remote e-voting may participate in the Meeting even after exercising their right to vote through remote e-voting but shall not be allowed to cast vote again at the Meeting. For this purpose, the Company has entered into an agreement with CDSL for facilitating e-voting to enable the Shareholders to cast their votes electronically. The Company is also providing facility for voting by Ballot at the Annual General Meeting apart from providing remote e-voting facility for all those members who are present at the general meeting but have not cast their votes by availing the remote e-voting facility.
18. The remote e-voting facility shall be opened from, Friday, August 17, 2018 at 9.00 A.M. to Sunday, August 19, 2018 till 5.00 P.M., both days inclusive. The remote e-voting facility shall not be allowed beyond 5.00 P.M., on August 19, 2018. During the period when facility for remote e-voting is provided, the members of the Company, holding shares either in physical form or in dematerialized form, as on the cut-off date/entitlement date, may opt for remote e-voting. Provided that once the vote on a resolution is cast by the member, he shall not be allowed to change it subsequently or cast the vote again.
19. The Company has fixed Monday, August 13, 2018, as the cut off date for identifying the Shareholders for determining the eligibility to vote by electronic means or in the Meeting by Ballot. Instructions for exercising voting rights by remote e-voting are attached herewith and form part of this Notice. A person whose name is recorded in the Register of Members or in the Register of Beneficial Owners maintained by the depositories as on the cut-off/ entitlement date only shall be entitled to avail the facility of remote e-voting as well as voting at the Annual General Meeting.
20. Any person who becomes a member of the Company after the dispatch of the Notice of the Meeting and holding shares as on the cut-off date i.e, August 13, 2018, may obtain the User ID and Password by sending an email request to cs@panamapetro.com. Members may also send a request to Ms. Gayatri Sharma, Company Secretary, by writing to her at, 401, Aza House, 24 Turner Road, Bandra (w), Mumbai, 400050.
21. The Voting Rights will be reckoned on the paid-up value of shares registered in the name of shareholders on Monday, August 13, 2018, the cut-off date/entitlement date for identifying the Shareholders for determining the eligibility to vote by electronic means or at the Meeting by Ballot.
22. The Notice of the Meeting is being placed on the website of the Company viz., www.panamapetro.com and on the website of CDSL viz., www.cdslindia.com.
23. Mr. Milind Nirkhe, Company Secretary in Whole Time Practice, (CP No.2312) has been appointed as a Scrutinizer for conducting the voting by Ballot at the Meeting and remote e-voting process in a fair and transparent manner.
24. The results declared alongwith the report of the Scrutinizer shall be placed on the website of the Company at www.panamapetro.com and on the website of CDSL at www.cdslindia.com, immediately after the results are declared by the Chairman.
25. **The instructions for members for voting electronically are as under:-**

The voting period begins on Friday, August 17, 2018 at 9.00 A.M. and ends on Sunday, August 19, 2018 at 5.00 P.M. During this period shareholders' of the Company, holding shares either in physical form or in dematerialized

form, as on the cut-off date, August 13, 2018, may cast their vote electronically. The e-voting module shall be disabled by CDSL for voting thereafter.

A. In case of members receiving e-mail:

- (i) Log on to the e-voting website www.evotingindia.com
- (ii) Click on "Shareholders" tab.
- (iii) Now, select the "COMPANY NAME" from the drop down menu and click on "SUBMIT"
- (iv) Now Enter your User ID
 - a. For CDSL: 16 digits beneficiary ID,
 - b. For NSDL: 8 Character DP ID followed by 8 Digits Client ID,
 - c. Members holding shares in Physical Form should enter Folio Number registered with the Company.
- (v) Next enter the Image Verification as displayed and Click on Login.
- (vi) If you are holding shares in demat form and had logged on to www.evotingindia.com and voted on an earlier voting of any company, then your existing password is to be used.
- (vii) If you are a first time user follow the steps given below:

	For Members holding shares in Demat Form and Physical Form
PAN	<p>Enter your 10 digit alpha-numeric PAN issued by Income Tax Department (Applicable for both demat shareholders as well as physical shareholders)</p> <ul style="list-style-type: none"> Members who have not updated their PAN with the Company/ Depository Participant are requested to use the first two letters of their name and the 8 digits of the sequence number (refer serial no. printed on the name and address sticker /mail) in the PAN field. In case the sequence number is less than 8 digits enter the applicable number of 0's before the number after the first two characters of the name in CAPITAL letters. Eg. If your name is Ramesh Kumar with serial number 1 then enter RA00000001 in the PAN field.
Dividend Bank Details OR Date of Birth (DOB)	<p>Enter the Dividend Bank Details or Date of Birth (in dd/mm/yyyy format) as recorded in your demat account or in the company records in order to login.</p> <ul style="list-style-type: none"> If both the details are not recorded with the depository or company please enter the member id / folio number in the Dividend Bank details field as mentioned in instruction (iv).

- (viii) After entering these details appropriately, click on "SUBMIT" tab.
- (ix) Members holding shares in physical form will then reach directly the Company selection screen. However, members holding shares in demat form will now reach 'Password Creation' menu wherein they are required to mandatorily enter their login password in the new password field. Kindly note that this password is to be also used by the demat holders for voting for resolutions of any other company on which they are eligible to vote, provided that company opts for e-voting through CDSL platform. It is strongly recommended not to share your password with any other person and take utmost care to keep your password confidential.
- (x) For Members holding shares in physical form, the details can be used only for e-voting on the resolutions contained in this Notice.
- (xi) Click on the EVSN for the relevant <Company Name> on which you choose to vote.
- (xii) On the voting page, you will see "RESOLUTION DESCRIPTION" and against the same the option "YES/NO" for voting. Select the option YES or NO as desired. The option YES implies that you assent to the Resolution and option NO implies that you dissent to the Resolution.
- (xiii) Click on the "RESOLUTIONS FILE LINK" if you wish to view the entire Resolution details.
- (xiv) After selecting the resolution you have decided to vote on, click on "SUBMIT". A confirmation box will be displayed. If you wish to confirm your vote, click on "OK", else to change your vote, click on "CANCEL" and accordingly modify your vote.
- (xv) Once you "CONFIRM" your vote on the resolution, you will not be allowed to modify your vote.
- (xvi) You can also take out print of the voting done by you by clicking on "Click here to print" option on the Voting page.
- (xvii) If Demat account holder has forgotten the changed password then Enter the User ID and the image verification code and click on Forgot Password & enter the details as prompted by the system.
- (xviii) **Shareholders can also cast their vote using CDSL's mobile app m-Voting available for android based mobiles. The m-Voting app can be downloaded from Google Play Store. Apple and Windows phone users can download the app from the App Store and the Windows Phone Store respectively. Please follow the instructions as prompted by the mobile app while voting on your mobile.**

(xix) Note for Non – Individual Shareholders and Custodians

- Non-Individual shareholders (i.e. other than Individuals, HUF, NRI etc.) are required to log on to <https://www.evotingindia.com> and register themselves as Corporates.
- They should submit a scanned copy of the Registration Form bearing the stamp and sign of the entity to helpdesk.evoting@cdslindia.com.
- After receiving the login details they have to create a user who would be able to link the account(s) which they wish to vote on.
- The list of accounts should be mailed to helpdesk.evoting@cdslindia.com and on approval of the accounts they would be able to cast their vote.
- They should upload a scanned copy of the Board Resolution and Power of Attorney (POA) which they have issued in favour of the Custodian, if any, in PDF format in the system for the scrutinizer to verify the same.

B. In case of members receiving the physical copy:

- (a) Please follow all steps from sl. no. (i) to sl. no. (xvii) above to cast vote.
- (b) In case you have any queries or issues regarding e-voting, you may refer the Frequently Asked Questions ("FAQs") and e-voting manual available at www.evotingindia.com under help section or write an email to helpdesk.evoting@cdslindia.com.

By Order of the Board of Directors
For **Panama Petrochem Ltd.**

Date : May 25, 2018

Place : Mumbai

Gayatri Sharma
Company Secretary & Compliance Officer

Registered Office:

Plot No. 3303, G.I.D.C. Estate
Ankleshwar - 393 002, Gujarat

STATEMENT PURSUANT TO SECTION 102(1) OF THE COMPANIES ACT, 2013 ("the Act")

The following Statement sets out all material facts relating to the Special Business mentioned in the accompanying Notice:

Item No. 4

In order to meet the increased requirements of funds in future, on account of the expansion plan / program of the Company, long term working capital requirement and capital expenditure, the Company may require to raise further loans / borrowings from Financial Institutions / Bodies Corporate / others. Accordingly, it is proposed to increase the present limits of borrowings from ₹ 800 Crores to ₹ 1500 Crores over and above the aggregate of the paid up share capital and free reserves of the Company as per the latest annual audited financial statements.

Further, to secure the said borrowings, which the Company may borrow from time to time, the Company may be required to create mortgages / charges / hypothecation in favour of the Financial Institutions / Bodies Corporate / others.

Accordingly, the Resolution No. 4 is proposed to obtain necessary consent of the Company in terms of the provisions of Sections 180(1)(c) and 180(1)(a) of the Companies Act, 2013.

None of the Directors / Key Managerial Personnel of the Company / their relatives are, in any way, concerned or interested, financially or otherwise, in the resolution.

The Board recommends the Special Resolution set out at Item No. 4 of the Notice for approval by the shareholders.

Item No. 5

The Board, on the recommendation of the Audit Committee, has approved the appointment of GMVP & Associates LLP, Cost Accountants, as the Cost Auditors to conduct the audit of the cost records of the Company for the financial year ending March 31, 2018 on remuneration of ₹ 2.00 lakhs (Rupees two lakhs only) per annum plus out of pocket expenses, if any.

In accordance with the provisions of Section 148 of the Act read with the Companies (Audit and Auditors) Rules, 2014, the remuneration payable to the Cost Auditors has to be ratified by the shareholders of the Company.

None of the Directors / Key Managerial Personnel of the Company / their relatives are, in any way, concerned or interested, financially or otherwise, in the resolution.

The Board recommends the Ordinary Resolution set out at Item No. 5 of the Notice for approval by the shareholders.

By Order of the Board of Directors
For **Panama Petrochem Ltd.**

Date : May 25, 2018
Place : Mumbai

Gayatri Sharma
Company Secretary & Compliance Officer

Details of Directors seeking Appointment/ Re-appointment at the Annual General Meeting

[Pursuant to Regulations 26(4) and 36(3) of the Listing Regulations and Secretarial Standards - 2 on General Meetings]

Name of Director	Mr. Samir A. Rayani
Date of Birth	19.12.1975
Date of Appointment	01.12.2000
Expertise in specific functional area	Mr. Samir A. Rayani holds a bachelors degree in engineering (Chemical) from Mumbai University. He has been associated as a Whole- time Director overseeing the administrative aspects of the Company. He has a wide knowledge of production and marketing of Petroleum Products.
Qualification	Bachelor's degree in engineering (chemical)
Directorship held in other Indian public limited Companies	Nil
Chairman/ Member of the Committee Board of Directors of the other Indian public limited Companies	Nil
No. of shares held in the Company	1638750
Disclosure of Relationship • Directors • Key Managerial Personnel	Mr. Samir A. Rayani is not directly related to any Director. NA
No. of Board Meetings attended during the year	5 out of 5
Details of remuneration last drawn (2017-18)	21.75 lakhs
Terms and conditions of re-appointment	As per the resolution passed by the Shareholders of the Company on 32 nd Annual General Meeting held on September 4, 2014.

Route Map to the venue of the AGM



DIRECTORS' REPORT

Dear Members

Your Directors have pleasure in presenting the **Thirty sixth Annual Report** of the Company together with the Audited Statement of Accounts for the Financial Year ended March 31, 2018.

FINANCIAL HIGHLIGHTS

(₹ In lakhs)

Particulars	Standalone		Consolidated	
	2017-2018	2016-2017	2017-2018	2016-2017
Net Profit before Tax	8,354.09	6,281.11	9,015.41	6,565.64
Less: Provision for Taxes	2,918.11	2,185.58	2,918.11	2,185.58
Net Profit After Tax	5,435.98	4,095.53	6,097.30	4,380.05
Other Comprehensive Income	1.91	8.70	1.91	8.70
Add: Profit Brought Forward	18,044.99	14,183.46	19,519.86	15,373.81
Profit available for appropriation	23,482.88	18,287.69	25,619.08	19,762.56
Dividend of previous year	403.29	201.65	403.29	201.65
Dividend distribution tax	82.10	41.05	82.10	41.05
Profit Carried Forward to Balance Sheet	22,997.49	18,044.99	25,133.68	19,519.86

OPERATIONAL PERFORMANCE

- Earnings before Interest, Depreciation, and Tax & Amortization on a standalone basis increased by 35.73% to ₹ 9,848.43 lakhs.
- Net Profit on a standalone basis increased by 32.73 % to ₹ 5,435.98 lakhs.
- Revenue from Operations on a standalone basis increased by 50.35% to ₹ 1,18,967.45 lakhs.
- The consolidated revenue from operations of the Company for the year ended March 31, 2018 was ₹ 1,34,581.26 lakhs an increase of 49.64% on a Year on Year basis.
- Net Profit on a consolidated basis increased by 39.21% to ₹ 6,097.30 lakhs.
- EPS on standalone basis increased from ₹ 6.77 to ₹ 8.99
- EPS on consolidated basis increased from ₹ 7.24 to ₹ 10.08

A significant improvement in the operating performance of your company was witnessed during the financial year 2017-18. Net Profit on a standalone basis was boosted by 32.73 % as compare to the previous year. The Company was able to capitalize on the market conditions through its operational excellence, higher efficiency and well executed strategies which led to increase in consolidated profit of the Company by 39.21% to ₹ 6,097.30 lakhs.

The consolidated revenue from operations of the Company for year ended March 31, 2018 was increased by 49.64 % to ₹ 1,34,581.26 lakhs.

EPS of the year under review improved to ₹ 10.08 as against ₹ 7.24 in the previous year on consolidated basis.

MANAGEMENT DISCUSSION & ANALYSIS

The detailed Management Discussion & Analysis Report for the year under review, as stipulated under Listing Regulations is presented in a separate section forming part of the Annual Report.

DIVIDEND

Your Board of Directors is pleased to propose a dividend at the rate of ₹ 1.2 per share (i.e. 60%) of ₹ 2/- each for the financial year 2017-18 as against ₹ 1.00/- per share of ₹ 2 each (50%) in the previous year, considering the promising future prospects of the Company.

The dividend will be paid to the members holding shares in electronic form as per the beneficiary position downloaded from the Depositories i.e. National Securities Depository Limited (NSDL) and Central Depository Services Limited (CDSL) as at the close of business hours on August 16, 2018 and to those Members holding shares in physical form, after giving effect to valid transfers in respect of transfer requests lodged with the Company as at close of business hours August 16, 2018. Dividend will be paid within two weeks from the date of declaration of dividend.

The total outflow towards dividend on Equity Shares for the year would be ₹ 873.70 lakhs (including dividend tax).

BONUS SHARES

During the year under review, the Company has issued and allotted 2,01,64,533 bonus shares to the equity shareholders in the proportion of 1:2, i.e. 1 (One) bonus share of ₹ 2 each for every 2 (Two) fully paid-up equity shares.

TRANSFER TO RESERVES

The Company does not propose to transfer any amount to the General Reserve out of the amount available for appropriations.

CREDIT RATING

We are glad to announce that your Company got credit rating from one of the leading credit rating agencies CARE and is assigned a "CARE A+" rating to the Long Term Facilities and "CARE A1" rating to the Short Term Facilities.

SHARE CAPITAL

The paid up Equity Share Capital as on March 31, 2018 was ₹ 1,209.87 lakhs as against ₹ 806.58 lakhs in previous year. During the year under review, the Company has issued 2,01,64,533 Bonus Shares. The Company has not issued shares with differential voting rights. It has neither issued employee stock options nor sweats equity shares and does not have any scheme to fund its employees to purchase the shares of the Company.

MATERIAL CHANGES AFFECTING THE COMPANY

There have been no material changes and commitments affecting the financial position of the Company between the end of the financial year and date of this report. There has been no change in the nature of business of the Company.

SUBSIDIARY COMPANIES AND CONSOLIDATED FINANCIAL STATEMENTS

As on March 31, 2018 your Company has only one subsidiary, Panol Industries RMC FZE, UAE.

The Consolidated Financial Statements of the Company and its subsidiary, form part of the Annual Report and are reflected in the Consolidated Financial Statements of the Company.

The Company has adopted a Policy for determining Material Subsidiaries in terms of Regulation 16(1)(c) of the Securities and Exchange Board of India (Listing Obligations and Disclosure Requirements) Regulations, 2015 ('Listing Regulations'). The Policy, as approved by the Board, is uploaded on the Company's website. <http://panamapetro.com/wp-content/uploads/2015/12/Subsidiary-Policy.pdf>

PARTICULARS OF LOANS, GUARANTEES OR INVESTMENTS

Details of Loans, Guarantees and Investments covered under the provisions of Section 186 of the Companies Act, 2013 are given in the notes to the accompanying Financial Statements.

PERFORMANCE AND FINANCIAL POSITION OF PANOL INDUSTRIES RMC FZE

Net sales of Panol Industries RMC FZE have increased significantly from ₹ 10,815.57 lakhs in the previous year to ₹ 15,629.94 lakhs during 2017-18. Net profit during the period is boosted to ₹ 661.32 lakhs, as compared to a net profit of ₹ 284.52 lakhs in the previous year.

Panol Industries RMC FZE, UAE, is a wholly owned subsidiary of the Company. The Company has built a brand new manufacturing facility in Ras Al Khaimah (UAE). At this new facility the Company will manufacture petroleum specialty products to cater to the GCC & MENA regions.

The plant enjoys logistic advantage since it is situated on the port and has direct dedicated pipelines to receive and discharge raw material and finished products directly to bulk vessels.

During the year under review, no Company has become or ceased to be a subsidiary of the Company. The Company does not have any associate or joint venture Companies. A statement containing the salient features of the financial position of the subsidiary companies in Form AOC.1 is annexed as Annexure A.

RELATED PARTY TRANSACTIONS

All Related Party Transactions that were entered into during the financial year were on an arm's length basis, in the ordinary course of business and were in compliance with the applicable provisions of the Companies Act, 2013 ('the Act') and the Listing Regulations. There were no materially significant Related Party Transactions made by the Company during the year.

All Related Party Transactions are placed before the Audit Committee for approval. Prior omnibus approval of the Audit Committee is obtained for the transactions which are repetitive in nature. A statement of all Related Party Transactions is placed before the Audit Committee for its review on a quarterly basis, specifying the nature, value and terms and conditions of the transactions.

The Company has adopted a Related Party Transactions Policy. The Policy, as approved by the Board, is uploaded on the Company's website at the web link: <http://panamapetro.com/wp-content/uploads/2016/01/Related-Party-Transactions.pdf>

Details of the transactions with Related Parties are provided in the accompanying financial statements.

RISK MANAGEMENT

Your Company has adopted a Risk Management Policy/ Plan in accordance with the provisions of the Companies Act, 2013 and the Listing Regulations. It establishes various levels of accountability and overview within the Company, while vesting identified managers with responsibility for each significant risk.

The Company has laid down procedures to inform the Audit Committee as well as the Board of Directors about risk assessment and management procedures and status.

This risk management process covers risk identification, assessment, analysis and mitigation. Incorporating sustainability in the process also helps to align potential exposures with the risk appetite and highlights risks associated with chosen strategies

DIRECTORS

Your Company's Board comprises of 8 Directors with considerable experience in their respective fields. Of these 4 are Executive Directors and 4 Non Executive (Independent) Directors. The Chairman of the Board is an Executive Director.

APPOINTMENT OF DIRECTORS

In accordance with the provisions of the Companies Act, 2013 and the Company's Articles of Association, Mr. Samir A. Rayani, Director, retires by rotation and being eligible to offer himself for re-appointment. Directors recommend his re-appointment.

The Company has received declarations from all the Independent Directors of the Company confirming that they meet with the criteria of Independence as prescribed both under sub-section(6) of Section 149 of the Companies Act, 2013 and Regulation 16 (1) (b) of the Listing Regulations.

In the opinion of the Board, they fulfill the conditions of independence as specified in the Act and the Rules made there under and are independent of the management.

No Director has retired or resigned during the year.

WOMAN DIRECTOR

In terms of the provisions of Section 149 of the Companies Act, 2013 and Regulation 17 of the Listing Regulations, a company shall have at least one Woman Director on the Board of the Company. Your Company has appointed Ms. Nargis Mirza Kabani on its Board.

APPOINTMENTS/RESIGNATIONS OF THE KEY MANAGERIAL PERSONNEL

No Key Managerial Personnel has resigned or appointed during the year under review.

BOARD AND COMMITTEE MEETINGS

Your Company's Board of Directors met five times during the financial year under review. A calendar of Meetings is prepared and circulated in advance to your Directors.

Audit Committee of the Company as constituted by the Board is headed by Mr. Madan Mohan Jain with Mr. Samir Rayani and Mr. Mukesh Mehta as Members. There have not been any instances during the year when recommendations of the Audit Committee were not accepted by the Board. All the recommendations made by the Audit Committee were accepted by the Board.

Details of the composition of the Board and its Committees and of the Meetings held and attendance of the Directors at such Meetings, are provided in the Corporate Governance Report. The intervening gap between the Meetings was within the period prescribed under the Act and the Listing Regulations.

PROCEDURE FOR NOMINATION AND APPOINTMENT OF DIRECTORS:

The Nomination and Remuneration Committee is responsible for developing competency requirements for the Board based on the industry and strategy of the Company. Board composition analysis reflects in-depth understanding of the Company, including its strategies, environment, operations, and financial condition and compliance requirements.

The Nomination and Remuneration Committee conducts a gap analysis to refresh the Board on a periodic basis, including each time a Director's appointment or re-appointment is required. The Committee is also responsible for reviewing and vetting the resume of potential candidates vis-à-vis the required competencies and meeting potential candidates, prior to making recommendations of their nomination to the Board. At the time of appointment, specific requirements for the position, including expert knowledge expected, is communicated to the appointee.

CRITERIA FOR DETERMINING QUALIFICATIONS, POSITIVE ATTRIBUTES AND INDEPENDENCE OF A DIRECTOR:

The Nomination and Remuneration Committee has formulated the criteria for determining qualifications, positive attributes and independence of Directors in terms of provisions of Section 178 (3) of the Act and Regulation 19 read with Part D of Schedule II of the Listing Regulations.

Independence: In accordance with the above criteria, a Director will be considered as an 'Independent Director' if he/ she meets with the criteria for 'Independent Director' as laid down in the Companies Act, 2013 and Regulation 16 (1) (b) of the Listing Regulations.

Qualifications: A transparent Board nomination process is in place that encourages diversity of thought, experience, knowledge, perspective, and gender. It is also ensured that the Board has an appropriate blend of functional and industry expertise. While recommending the appointment of a Director, the Nomination and Remuneration Committee considers the manner in which the function and domain expertise of the individual will contribute to the overall skill-domain mix of the Board.

Positive Attributes: In addition to the duties as prescribed under the Companies Act, 2013 the Directors on the Board of the Company are also expected to demonstrate high standards of ethical behavior, strong interpersonal skills and soundness of judgment. Independent Directors are also expected to abide by the 'Code for Independent Directors' as outlined in Schedule IV to the Act.

ANNUAL EVALUATION OF BOARD PERFORMANCE AND PERFORMANCE OF ITS COMMITTEES AND OF DIRECTORS:

Pursuant to the provisions of the Companies Act, 2013 and Listing Regulations, the Board had carried out evaluation of its own performance, performance of the Directors as well as the evaluation of the working of its Committees.

The Nomination and Remuneration Committee has defined the evaluation criteria, procedure and time schedule for the Performance Evaluation process for the Board, its Committees and Directors.

The Board's functioning was evaluated on various aspects, including inter alia structure of the Board, including qualifications, experience and competency of Directors, diversity in Board and process of appointment; Meetings of the Board, including regularity and frequency, agenda, discussion and dissemination of information; functions of the Board, including strategy and performance evaluation, corporate culture and values, governance and compliance, evaluation of risks, grievance redressal for investors, stakeholder value and responsibility, conflict of interest, review of Board evaluation and facilitating Independent Directors to perform their role effectively; evaluation of management's performance and feedback, independence of management from the Board, access of Board and management to each other, succession plan and professional development; degree of fulfillment of key responsibilities, establishment and delineation of responsibilities to Committees, effectiveness of Board processes, information and functioning and quality of relationship between the Board and management.

Directors were evaluated on aspects such as attendance and contribution at Board/ Committee Meetings and guidance/ support to the management outside Board/ Committee Meetings. In addition, the Chairman was also evaluated on key aspects of his role, including setting the strategic agenda of the Board, encouraging active engagement by all Board members and motivating and providing guidance to the Managing Director & CEO.

Areas on which the Committees of the Board were assessed included degree of fulfillment of key responsibilities, adequacy of Committee composition and effectiveness of meetings. The performance evaluation of the Independent Directors was carried out by the entire Board, excluding the Director being evaluated. The performance evaluation of the Chairman and the Non Independent Directors was carried out by the Independent Directors who also reviewed the performance of the Board as a whole. The Nomination and Remuneration Committee also reviewed the performance of the Board, its Committees and of the Directors. The Chairman of the Board provided feedback to the Directors on an individual basis, as appropriate. Significant highlights, learning and action points with respect to the evaluation were presented to the Board.

REMUNERATION POLICY

Your Company has adopted a Remuneration Policy for the Directors, Key Managerial Personnel and Senior Management, pursuant to the provisions of the Act and Listing Regulations.

The philosophy for remuneration of Directors, Key Managerial Personnel of the Company is based on the commitment of fostering a culture of leadership with trust. The Remuneration Policy of the Company is aligned to this philosophy.

The Nomination and Remuneration Committee has considered the following factors while formulating the Policy:

- (i) The level and composition of remuneration is reasonable and sufficient to attract, retain and motivate Directors of the quality required to run the Company successfully;
- (ii) Relationship of remuneration to performance is clear and meets appropriate performance benchmarks; and
- (iii) Remuneration to Directors, Key Managerial Personnel and Senior Management involves a balance between fixed and incentive pay reflecting short and long-term performance objectives appropriate to the working of the Company and its goals.

Details of the Remuneration Policy are given in the Corporate Governance Report.

LISTING OF SHARES

Your Company's shares are listed on the BSE Limited and National Stock Exchange of India Limited. The Company has paid the listing fees for the year 2017-2018. The GDRs of the Company are listed on Luxembourg Stock Exchange.

CORPORATE GOVERNANCE

Your Company has implemented all the mandatory requirements pursuant to Listing Regulations. A separate report on Corporate Governance is given as a part of the Annual Report along with the certificate received from the Practicing Company Secretary, M/s. Milind Nirkhe & Associates, Company Secretaries, confirming the compliance.

PUBLIC DEPOSITS

During the year under report, your Company did not accept any deposits from the public.

INSURANCE

Your Company has taken adequate insurance cover for all its assets.

INTERNAL FINANCIAL CONTROLS

Your Company has in place adequate internal financial controls with reference to financial statements. Your Company has adopted the policies and procedures for ensuring the orderly and efficient conduct of its business, including adherence to the Company's policies, the safeguarding of its assets, the prevention and detection of frauds and errors, the accuracy and completeness of the accounting records and the timely preparation of reliable financial disclosures.

CORPORATE SOCIAL RESPONSIBILITY

As a socially responsible Company, your Company has a strong sense of community responsibility.

As its operations have expanded, your Company has retained a collective focus on the various areas of corporate sustainability that impact people, environment and the society at large. Founded on the philosophy that society is not just another stakeholder in its business, but the prime purpose of it, the Company, across its various operations is committed to making a positive contribution.

The Board has constituted a Corporate Social Responsibility Committee headed by Mr. Mukesh Mehta as Chairman, with Mr. Amin A. Rayani and Ms. Nargis Kabani as Members. The Company has adopted a Corporate Social Responsibility (CSR) Policy in compliance with the provisions of the Companies Act, 2013. As part of its CSR initiatives, the Company has undertaken projects in the areas of promoting health care and education. The above projects are in accordance with Schedule VII of the Act. The Company has spent ₹ 114.13 lakhs towards the CSR projects during the current Financial Year 2017-18.

The Annual Report on CSR activities is annexed as Annexure B.

POLICY ON PREVENTION, PROHIBITION AND REDRESSAL OF SEXUAL HARASSMENT AT WORKPLACE

The Company has zero tolerance for sexual harassment at workplace and has adopted a Policy on Prevention, Prohibition and Redressal of Sexual Harassment at the Workplace, in line with the provisions of the Sexual Harassment of Women at Workplace (Prevention, Prohibition and Redressal) Act, 2013 and the Rules there under. The Policy aims to provide protection to employees at the workplace and prevent and redress complaints of sexual harassment and for matters connected or incidental thereto, with the objective of providing a safe working environment, where employees feel secure. The Company has also constituted an Internal Complaints Committee, to inquire into complaints of sexual harassment and recommend appropriate action.

The Company has not received any complaint of sexual harassment during the financial year 2017-18.

TRANSFER TO THE INVESTOR EDUCATION AND PROTECTION FUND (IEPF)

Pursuant to the applicable provisions of the Companies Act, 2013, the amounts of dividend remaining unpaid or unclaimed for a period of seven years from the date of its transfer to the unpaid dividend account of the Company are required to be transferred to the Investor Education and Protection Fund (IEPF) set up by the Government of India. Consequently no claim shall lie against the Company in respect of any such amounts.

The amount of unpaid / unclaimed dividend up to the financial year 2009-2010 has been transferred to IEPF. Members who have not yet encashed their dividend warrant(s) for the financial year ended March 31, 2011 and for any subsequent financial year, are requested to make their claims to the Company without any delay, to avoid transfer of their dividend/ shares to the Fund/ IEPF Demat Account.

Members are also requested to note that, pursuant to the provisions of Section 124 of the Act and the IEPF Rules, the Company is obliged to transfer all shares on which dividend has not been paid or claimed for seven consecutive years or more to an IEPF Demat Account.

Members/ claimants whose shares, unclaimed dividend, have been transferred to the IEPF Demat Account or the Fund, as the case may be, may claim the shares or apply for refund by making an application to the IEPF Authority in Form IEPF- 5 (available on iepf.gov.in) along with requisite fee as decided by the IEPF Authority from time to time. The Member / Claimant can file only one consolidated claim in a financial year as per the IEPF Rules.

VIGIL MECHANISM/ WHISTLE BLOWER POLICY

The Company has adopted a Whistle Blower Policy, to provide a formal mechanism to the Directors and employees to report their concerns about unethical behavior, actual or suspected fraud or violation of the Company's Code of Conduct or ethics policy. The Policy provides for adequate safeguards against victimization of employees who avail of the mechanism and also provides for direct access to the Chairman of the Audit Committee. It is affirmed that no personnel of the Company has been denied access to the Audit Committee.

SIGNIFICANT AND MATERIAL ORDERS PASSED BY THE REGULATORS OR COURTS

No significant material orders have been passed by the Regulators or Courts or Tribunals which would impact the going concern status of the Company and its future operations.

AUDITORS**• STATUTORY AUDITORS**

Pursuant to the provisions of the Act and the Rules made there under, Bhuta Shah & Co LLP Chartered Accountants, (Previously known as M/s Bhuta Shah & Co.) were appointed as Statutory Auditors of the Company from the conclusion of the 33rd AGM held on September 14, 2015 till the conclusion of the AGM to be held in the year 2020.

• COST AUDITORS

Based on the Audit Committee recommendation at its meeting held on May 25, 2018, GMVP & Associates LLP (LLPIN :- AAG-7360) were appointed by the Board as the Cost Auditors of the Company for conducting an audit of the cost accounting records of the Company for financial year commencing from April 1, 2018 to March 31, 2019.

Cost Audit Report for the financial year 2017-2018 will be submitted by Cost Auditor to the Central Government within the stipulated time period.

The Cost Audit Report for the financial year 2016-2017 was submitted to the Central Government within the stipulated time.

Pursuant to the provisions of Section 148 of the Act read with The Companies (Audit and Auditors) Rules, 2014, Members are requested to consider the ratification of the remuneration payable to GMVP & Associates LLP.

• SECRETARIAL AUDITOR

Pursuant to the provisions of Section 204 of the Act and the Companies (Appointment and Remuneration of Managerial Personnel) Rules, 2014, the Board of Directors of the Company had appointed CS. Milind Nirkhe, Practicing Company Secretary (Proprietor), Practicing under the name & style M/S Milind Nirkhe & Associates, CP No: 2312 to undertake the Secretarial Audit of the Company for the year ended March 31, 2018. The Secretarial Audit Report for the year under review is annexed as Annexure C.

The Auditors' Report and the Secretarial Audit Report for the financial year ended March 31, 2018 do not contain any qualification, reservation, adverse remark or disclaimer.

SECRETARIAL STANDARDS OF ICSI

The Company is in compliance with the Secretarial Standards on Meetings of the Board of Directors (SS-1) and General Meetings (SS-2) issued by The Institute of Company Secretaries of India and approved by the Central Government.

CONSERVATION OF ENERGY, TECHNOLOGY ABSORPTION, FOREIGN EXCHANGE EARNINGS AND OUTGO**A. Conservation of Energy:**

The Company is aware of energy consumption and environmental issues related to it and is continuously making sincere efforts towards conservation of energy. The Company is in fact engaged in the continuous process of further energy conservation through improved operational and maintenance practices.

The Company has taken adequate actions to conserve the energy as Process time reduction by technically improved blending system.

(i) Steps Taken or Impact on Conservation of Energy:

In line with the Company's commitment towards conservation of energy, all plants continue with their efforts aimed at improving energy efficiency through innovative measures to reduce wastage and optimize consumption. Some of the measures taken by the Company in this direction are as under:

Include:

1. At its Plants, the Company has carried out various actions to optimize energy consumption and reduce losses.
2. Energy efficient motors are being installed in order to optimize use of power.

(ii) Steps taken by the Company for utilizing alternate sources of Energy:

In addition to various initiatives around energy efficiencies, the Company has also focused on renewable sources of energy. Various steps taken for utilizing alternate sources of energy.

(iii) Capital Investment on Energy Conservation Equipments:

During the year, the Company has invested in various energy conservation equipments. The equipment in which investment was made included, various energy efficient electric motors. The Company has also installed power efficient material handling and flowing system which has played role in energy saving.

The Company has technically improved its thermo packs to get better fuel efficiency and lower emission stack.

B. Technology Absorption:

(i) Efforts made towards Technology Absorption:

Technology is a key enabler and core facilitator as one of the strategic pillars of the Company. Since inception your Company has been at the forefront of leveraging technology to provide better products and services to its customer.

The Company has an updated R & D Center at its Ankleshwar Plant. It is the technical centre of the Company and has been the backbone for most of our major product break throughs. This Centre at Ankleshwar is fully equipped with modern testing & analytical equipments. The Centre is operated by the team of well qualified technocrats, as a result, the in – house R & D unit of Panama has been recognized by the **Ministry of Science & Technology & the Department of Scientific and Industrial Research (DSIR)**. With this recognition Company will spend more on R & D activities and get more new products which will be of better quality. It will also assist in research for import substitution, energy conservation and control of pollution. The in-house R & D facility has enabled us to develop new products.

(ii) Benefits derived like product improvement, cost reduction, product development or import substitution:

Technology has responded by being true strategic partner with business. The Company has derived many benefits from R & D and technology absorption which includes product development, product improvement & effective cost management, technology has also played a major role in ensuring high level of service delivery.

(iii) In case of imported technology (imported during the last three years reckoned from the beginning of the financial year):

(a) the details of technology imported: The Company has not imported any technology during the last three financial years.

(b) the year of import: Not Applicable

(c) whether the technology has been fully absorbed: Not Applicable

(d) if not fully absorbed, areas where absorption has not taken place, and the reasons thereof: Not Applicable

Expenditure on research & development

The expenditure on R & D activities incurred during the year is given hereunder:

Particulars	(₹ In lakhs)
Capital	13.14
Revenue	31.66
Total R & D Expenditure	44.80
Total Turnover	1,18,967.45
Total R & D Expenditure as a Percentage of total turnover	0.04

C. Foreign exchange earnings and outgo:

i. **Export Activities:** During the year under review the Company has made Import/Export as given in (ii) below.

ii. **Foreign Exchange Earnings and Outgo:**

	(₹ In lakhs)
Total Foreign Exchange Inflow	50,066.20
Total Foreign Exchange outflow	84,877.68

PARTICULARS OF EMPLOYEES

The information required under Section 197 (12) of the Act read with Rule 5 of The Companies (Appointment and Remuneration of Managerial Personnel) Rules, 2014, and the information required under Rule 5 (2) and (3) of The Companies (Appointment and Remuneration of Managerial Personnel) Rules, 2014 is annexed as Annexure D forming part of the Report.

EXTRACT OF ANNUAL RETURN

Pursuant to Section 92 (3) of the Act and Rule 12 (1) of The Companies (Management and Administration) Rules, 2014, the extract of Annual Return in form MGT 9 is annexed as Annexure E.

AUDITORS' REPORT

Comments made by the Statutory Auditors in the Auditors' Report are self-explanatory and do not require any further clarification.

DIRECTORS' RESPONSIBILITY STATEMENT

In terms of the provisions of Section 134 (3) (c) and 134 (5) of the Companies Act, 2013, and to the best of their knowledge and belief and according to the information and explanations obtained by them and same as mentioned elsewhere in this Report, the attached Annual Accounts and the Auditors' Report thereon, your Directors confirm that:

- (i) in the preparation of the annual accounts, the applicable accounting standards have been followed and that there are no material departures;
- (ii) they have selected such accounting policies and applied them consistently and made judgments and estimates that are reasonable and prudent, so as to give a true and fair view of the state of affairs of the Company at the end of the financial year and of the profit of the Company for that period;
- (iii) they have taken proper and sufficient care for the maintenance of adequate accounting records in accordance with the provisions of the Act, for safeguarding the assets of the Company and for preventing and detecting fraud and other irregularities;
- (iv) they have prepared the annual accounts on a going concern basis;
- (v) they have laid down internal financial controls to be followed by the Company and that such internal financial controls are adequate and are operating effectively;
- (vi) they have devised proper systems to ensure compliance with the provisions of all applicable laws and that such systems are adequate and operating effectively.

ACKNOWLEDGEMENT

We thank our Clients, Investors, Dealers, Suppliers and Bankers for their continued support during the year. We place on record our appreciation for the contributions made by employees at all levels. Our consistent growth was made possible by their hard work, solidarity, co-operation and support.

By Order of the Board of Directors
For **Panama Petrochem Ltd.**

Date : May 25, 2018
Place : Mumbai

Amirali E. Rayani
Chairman
DIN:00002616

ANNEXURE A TO THE DIRECTORS' REPORT

FORM AOC. 1

Statement containing salient features of the financial statement of subsidiaries/associate companies/joint ventures [Pursuant to first proviso to sub-section (3) of Section 129 read with Rule 5 of Companies (Accounts) Rules, 2014]

Part "A": Subsidiaries

(₹ In lakhs)

Sr. No.	Particulars	1
1	Name of subsidiary	Panol Industries RMC FZE, UAE
2	Reporting period for the subsidiary concerned, if different from the holding company's reporting period.	N.A
3	Reporting currency and exchange rate as on the last date of the relevant Financial Year in the case of foreign subsidiaries.	AED (AED 1 = 17.6736 INR)
4	Share Capital	5,185.62
5	Reserves & Surplus	2,768.26
6	Total Assets	13,099.52
7	Total liabilities	5,145.64
8	Investments	0.00
9	Turnover	15,629.94
10	Profit before taxation	661.32
11	Provision for taxation	0
12	Profit after taxation	661.32
13	Proposed Dividend	Nil
14	% of shareholding	100%

Part B of the Annexure is not applicable as there are no associate companies/ joint ventures of the Company as on March 31, 2018.

By Order of the Board of Directors
For **Panama Petrochem Ltd.**

Date : May 25, 2018
Place : Mumbai

Amirali E. Rayani
Chairman
DIN:00002616

ANNEXURE B TO THE DIRECTORS' REPORT

Annual Report On Corporate Social Responsibility (CSR) Activities

1.	<p>A brief outline of the Company's CSR Policy, including overview of projects or programs proposed to be undertaken and a reference to the web-link to the CSR Policy and projects or programs.</p>	<p>Panama's CSR policy, which encompasses the Company's philosophy for delineating its responsibility as a corporate citizen and lays down the guidelines and mechanism for undertaking socially useful programmes for welfare & sustainable development of the community at large. The Company has framed its CSR Policy in compliance with the provisions of the Companies Act, 2013 and the same is placed on the Company's website at the web link: http://panamapetro.com/wp-content/uploads/2015/12/CSR-policy.pdf</p> <p>Overview of Activities: In line with the CSR policy and in accordance of schedule VII of the Companies Act, 2013 your company undertook various activities during the year. Key initiative undertaken.</p> <ul style="list-style-type: none"> • Promoting health care • Promoting education
----	--	--

2.	The Composition of the CSR Committee.	Mr. Mukesh Mehta (Chairman) Mr. Amin A. Rayani Ms. Nargis Kabani
3.	Average net profit of the Company for last three financial year.	3,703.93 lakhs
4.	Prescribed CSR Expenditure (two percent of the amount as in item 3 above)	74.08 lakhs
5.	Details of CSR spent for the financial year:	
	(a) Total amount to be spent for the financial year	74.08 lakhs (2% of average net profit of last three years)
	(b) Amount unspent, if any:	NIL
	(c) Manner in which the amount spent during the financial year is detailed below:	The manner in which the amount is spent is annexed.
6.	In case the Company has failed to spend the two per cent of the average net profit of the last three financial years or any part thereof, the Company shall provide the reasons for not spending the amount in its Board report.	N.A.
7.	A responsibility statement of the CSR Committee that the implementation and monitoring of CSR Policy, is in compliance with CSR objectives and Policy of the company.	The implementation and monitoring of CSR Policy is in compliance with CSR objectives and Policy of the Company.

Amin A. Rayani
Managing Director & CEO
DIN:00002652

Mukesh Mehta
Chairman - CSR Committee
DIN:00002702

Date : May 25, 2018

Place: Mumbai

Annexure to CSR Report (point 5 (c) of the CSR Report)

(₹ In lakhs)

Sr. No	CSR Project or activity identified	Sector in which the project is covered (clause no. of Schedule VII to the Companies Act, 2013, as amended)	Projects or programs (1) Local area or other (2) Specify the state and district where projects or programs were undertaken	Amount outlay (budget) project or programs wise	Amount spent on the projects or programs Sub-heads: (1) Direct expenditure on projects or programs (2) overheads	Cumulative expenditure upto the reporting period	Amount spent : Direct or through implementation agency
1.	Agakhan Education Service	Clause (ii), Promoting education	Mumbai, Maharashtra	100.00	100.00	100.00	Direct
2.	Bombay Hospital Trust	Clause (i) Promoting Healthcare	Mumbai, Maharashtra	0.50	0.50	0.50	Direct
3.	Fidai Girls Educational Institute	Clause (ii), Promoting education	Mumbai, Maharashtra	7.80	7.80	7.80	Direct
4.	Ismaliya Helping Society	Clause (ii), Promoting education	Mumbai, Maharashtra	0.05	0.05	0.05	Direct
5.	Prince Alikhan Hospital	Clause (i) Promoting Healthcare	Mumbai, Maharashtra	5.00	5.00	5.00	Direct
6.	St.Francis Institute of Art & Design	Clause (ii), Promoting education	Mumbai, Maharashtra	0.60	0.60	0.60	Direct
7.	Vision International School of Excellence	Clause (ii), Promoting education	Ankleshwar, Gujrat	0.175	0.175	0.175	Direct
Total				114.13	114.13	114.13	

ANNEXURE C TO THE DIRECTORS' REPORT**Form No. MR-3****SECRETARIAL AUDIT REPORT****FOR THE FINANCIAL YEAR ENDED MARCH 31, 2018.*****[Pursuant to Section 204(1) of the Companies Act, 2013 and Rule no.9 of the Companies (Appointment and Remuneration Personnel) Rules, 2014]***

To,
The Members,
PANAMA PETROCHEM LIMITED

I have conducted the secretarial audit of the compliance of applicable statutory provisions and the adherence to good corporate practices by PANAMA PETROCHEM LIMITED (hereinafter called the company). Secretarial Audit was conducted in a manner that provided me a reasonable basis for evaluating the corporate conducts/statutory compliances and expressing my opinion thereon.

Based on my verification of the PANAMA PETROCHEM LIMITED's books, papers, minute books, forms and returns filed and other records maintained by the company and also the information provided by the Company, its officers, agents and authorized representatives during the conduct of secretarial audit, I hereby report that in my opinion, the company has, during the audit period covering the financial year ended on March 31, 2018 ('Audit Period'), complied with the statutory provisions listed hereunder and also that the Company has proper Board-processes and compliance mechanism in place to the extent, in the manner and subject to the reporting made hereinafter:

I have examined the books, papers, minute books, forms and returns filed and other records maintained by **PANAMA PETROCHEM LIMITED** ("the Company") for the financial year ended on March 31, 2018 ('Audit Period'), according to the provisions of:

- (i) The Companies Act, 2013 (the Act) and the rules made there under;
- (ii) The Securities Contracts (Regulation) Act, 1956 ('SCRA') and the rules made there under;
- (iii) The Depositories Act, 1996 and the Regulations and Bye-laws framed there under;
- (iv) Foreign Exchange Management Act, 1999 and the rules and regulations made there under to the extent of Overseas Direct Investment;
- (v) The following Regulations and Guidelines prescribed under the Securities and Exchange Board of India Act, 1992 ('SEBI Act'):-
 - a. The Securities and Exchange Board of India (Substantial Acquisition of Shares and Takeovers) Regulations, 2011;
 - b. The Securities and Exchange Board of India (Prohibition of Insider Trading) Regulations, 2015;
 - c. The Securities and Exchange Board of India (Issue of Capital and Disclosure Requirements) Regulations, 2009;
The Company on October 5, 2017 has allotted 20,164,533 equity shares of ₹ 2/- each as fully paid - up bonus equity shares in the ratio of 1:2 i.e.1 (one) equity share of ₹ 2/- each for every 2 (two) fully paid up equity shares to the members eligible to receive bonus equity shares of the Company, whose names appear in the Register of Members and the Register of Beneficial Owners as per the particulars obtained from National Securities Depository Limited (NSDL) and Central Depository Services (India) Limited (CDSL) as on October 4, 2017, 'the Record Date' fixed for this purpose.
Consequent to the aforesaid allotment of bonus shares, the share capital of the Company stands increased to ₹ 120,987,196 divided in 60,493,598 equity shares of ₹ 2/- each, fully paid -up.
 - d. The Securities and Exchange Board of India (Share Based Employee Benefits) Regulations, 2014 ; (Not applicable to the Company for the audit period)
 - e. The Securities and Exchange Board of India (Issue and Listing of Debt Securities) Regulations, 2008; (Not applicable to the Company for the audit period)
 - f. The Securities and Exchange Board of India (Registrars to an Issue and Share Transfer Agents) Regulations, 1993 regarding the Companies Act and dealing with client;
 - g. The Securities and Exchange Board of India (Delisting of Equity Shares) Regulations, 2009; (Not applicable to the Company for the audit period)

- h. The Securities and Exchange Board of India (Buyback of Securities) Regulations, 1998 (Not applicable to the Company for the audit period)

(vi) Other laws specifically applicable to the Company namely

- The Petroleum Act, 1934
- Lubricating Oils & Greases (Processing, Supply, & distribution Regulation) Orders, 1987
- Drugs & Cosmetics Act 1940
- Water (Prevention and Control of Pollution) Act, 1974
- Air (Prevention and Control of Pollution) Act, 1981
- Industries (Development & Regulations) Act, 1951
- Hazardous Waste (Management, Handling & Trans-boundary Movement) Rule - 2008

I have also examined compliance with the applicable clauses of the following:

- (i) Secretarial Standards issued by The Institute of Company Secretaries of India.
- (ii) The SEBI (Listing Obligation & Disclosure Requirements), Regulation 2015 entered into by the Company with Stock Exchanges

During the period under review the Company has complied with the provisions of the Act, Rules, Regulations, Guidelines, Standards, etc. as mentioned above.

I further report that The Board of Directors of the Company is duly constituted with proper balance of Executive Directors, Non-Executive Directors and Independent Directors.

Adequate notice was given to all directors to schedule the Board Meetings, agenda and detailed notes on agenda were sent at least seven days in advance, and a system exists for seeking and obtaining further information and clarifications on the agenda items before the meeting and for meaningful participation at the meeting.

Decisions at the Board Meetings were taken unanimously.

I further report that there are adequate systems and processes in the company commensurate with the size and operations of the company to monitor and ensure compliance with applicable laws, rules, regulations and guidelines.

I further report that during the audit period the company there are no events having a major bearing on the Companies Affairs in pursuance of the above referred laws, rules, regulations, guidelines, standards, etc. referred to above.

Date : May 25, 2018

Place : Mumbai

**Signature :
CS. MILIND NIRKHE
FCS No: 4156
C P No.: 2312**

'ANNEXURE A'

To,
The Members
PANAMA PETROCHEM LIMITED.

Our report of even date is to be read along with this letter.

1. Maintenance of secretarial record is the responsibility of the management of the company. Our responsibility is to express an opinion on these secretarial records based on our audit.
2. We have followed the audit practices and processes as were appropriate to obtain reasonable assurance about the correctness of the contents of the Secretarial records. The verification was done on test basis to ensure that correct facts are reflected in secretarial records. We believe that the processes and practices, we followed provide a reasonable basis for our opinion.
3. We have not verified the correctness and appropriateness of financial records and Books of Accounts of the company.
4. Wherever required, we have obtained the Management representation about the compliance of laws, rules and regulations and happening of events etc.
5. The compliance of the provisions of Corporate and other applicable laws, rules, regulations, standards is the responsibility of management. Our examination was limited to the verification of procedures on test basis.
6. The Secretarial Audit report is neither an assurance as to the future viability of the company nor of the efficacy or effectiveness with which the management has conducted the affairs of the company.

Signature :

CS. MILIND NIRKHE
FCS No.: 4156
C P No.: 2312

Date : May 25, 2018
Place : Mumbai

ANNEXURE D TO THE DIRECTORS' REPORT

[Pursuant to Rule 5 of The Companies (Appointment and Remuneration of Managerial Personnel) Rules, 2014]

- The ratio of the remuneration of each Director to the median remuneration of the Employees of the Company for the financial year:
(**Explanation:** (i) the expression "**median**" means the numerical value separating the higher half of a population from the lower half and the median of a finite list of numbers may be found by arranging all the observations from lowest value to highest value and picking the middle one; (ii) if there is an even number of observations, the median shall be the average of the two middle values)
- The percentage increase in remuneration of each Director, Chief Financial Officer, Chief Executive Officer, Company Secretary, or Manager, if any, in the financial year:

The ratio of remuneration of each Director to the Median Remuneration of all employees who were on the payroll of the Company and the percentage increase in remuneration of the Directors during the financial year 2017-18 are given below:

Directors	Ratio to Median	Percentage Increase in Remuneration
Mr. Amirali E. Rayani	17.14	50.00%
Mr. Samir A. Rayani	15.71	83.33%
Mr. Hussein V. Rayani	15.71	83.33%

Managing Directors & CEO	Ratio to Median	Percentage Increase in Remuneration
Mr. Amin A. Rayani	16.29	62.86%

The percentage increase in remuneration of the Chief Financial Officer is 11.03% and of the Company Secretary is 21.21%

- The percentage increase in the median remuneration of employees in the financial year: 15%
- The number of permanent employees on the rolls of Company: 125
- Average percentile increase already made in the salaries of employees other than the managerial personnel in the last financial year and its comparison with the percentile increase in the managerial remuneration and justification thereof and point out if there are any exceptional circumstances for increase in the managerial remuneration: The percentage increase in the salaries of employees other than the managerial personnel in the last financial year is 11.41%, and there is 69.88% increase in the managerial remuneration. The increment given to each individual employee is based on the employees' potential, experience as also their performance and contribution to the Company's progress over a period of time and also benchmarked against a comparable basket of relevant companies in India.
- Affirmation that the remuneration is as per the Remuneration Policy of the Company: It is affirmed that the remuneration paid is as per the Remuneration Policy for Directors, Key Managerial Personnel and Senior Management, adopted by the Company.

Disclosure under Rule 5(2) of the Companies (Appointment and Remuneration of Managerial Personnel) Amendment Rules, 2016

The following details are given in respect of top ten employees in terms of remuneration

Name & age (years), designation, remuneration (₹ in lakhs), qualification & experience (Years), date of commencement of employment, last employment held (Name of employer, post held)

- Mr. Pramod Maheshwari (41), Chief Financial Officer, ₹ 35.07 lakhs, B.Com., CA, (18), 19.04.2010, Unimark Remedies Limited- General Manager
- Mr. Amirali Rayani (74), Chairman, ₹ 27.00 lakhs, SSC. (46), 09.03.1982, None.
- Ms. Gayatri Sharma (33), Company Secretary & Compliance Officer ₹ 24.70 lakhs, B.Com, CS, LL.B.(10), 08.12.2010, Pinkcity Buildhome Pvt. Ltd. - Company Secretary
- Mr. Santosh Kamath (44), National Sales Manager, ₹ 24.69 lakhs, B.E (Chemical) (23), 01.11.2012, M/s ITW Chemin- OEM Sales
- Mr. Amin Rayani (46), Managing Director & CEO, ₹ 24.30 lakhs, B.Com., (17), 01.12.2000, None
- Mr. Hussein Rayani (40), Joint Managing Director, ₹ 21.75 lakhs, Masters Degree in Chemical Engineering (14), 01.04.2004, None
- Mr. Samir Rayani (43), Whole-time Director, ₹ 21.75 lakhs, B.SC.-Chemical. (17) 01.12.2000, None.
- Mr. Pradip kumar Nikam (56), Vice President, ₹ 19.14 lakhs, BE Electrical, (34), 20.01.1995, Kankariya Chemicals
- Mr. P. K. Johari (61), Area Sales Manager, ₹ 18.57 lakhs, MSC (39), 01.04.2016, GP Petroleum Ltd. - Senior Vice President - RPO
- Mr. Mayur Jagdish Parikh (40) Area Sales Manager ₹ 16.72 lakhs, B.Sc. (chemistry), DBM (17.5), 01.08.2013, GP Petroleum Ltd. - Senior Marketing Manager

Notes:

1. The nature of employment is contractual for all the above employees.
2. None of the employees of the Company is related to any Director of the Company except Mr. Amirali E. Rayani - Chairman of the Company and Mr. Amin A. Rayani - Managing Director & CEO of the Company.
3. Name of the employees employed throughout the year were in receipt of remuneration of not less than ₹ 1 crore and 2 lakhs for the year: Nil
4. Name of the employees employed for the part of the year were in receipt of remuneration of not less than ₹ 18.50 lakhs per month: Nil
5. The percentage of equity shares held by the employee in the Company within the meaning of Clause (iii) of sub rule (2) of the Companies (Appointment and Remuneration of Managerial Personnel) Amendment Rules, 2016. - Not Applicable

By Order of the Board of Directors
For **Panama Petrochem Ltd.**

Date : May 25, 2018
Place : Mumbai

Amirali E. Rayani
Chairman
DIN:00002616

ANNEXURE E TO THE DIRECTORS' REPORT

FORM NO. MGT.9

EXTRACT OF ANNUAL RETURN AS ON THE FINANCIAL YEAR ENDED ON 31ST MARCH, 2018

[Pursuant to Section 92 (3) of the Companies Act, 2013 and Rule 12 (1)

of The Companies (Management and Administration) Rules, 2014]

I. REGISTRATION AND OTHER DETAILS

CIN	L23209GJ1982PLC005062
Registration Date	March 9, 1982
Name of the Company	Panama Petrochem Limited
Category / Sub-Category of the Company	Public Company / Limited by Shares
Address of the Registered Office and contact details	Plot No. 3303, GIDC Estate, Ankleshwar, Gujarat -393002 Tel: 91-2646-221068 Fax: 91-2646-250281
Whether listed company	Yes
Name, address and contact details of Registrar & Transfer Agent	Bigshare Services Private Limited, 1st Floor, Bharat Tin Works Building, Opp.Vasant Oasis, Makwana Road, Marol, Andheri East, Mumbai-400059 Ph. 91-22-62638200 Fax. 91-22-62638299 mail: info@bigshareonline.com

II. PRINCIPAL BUSINESS ACTIVITIES OF THE COMPANY

All the business activities contributing 10% or more of the total turnover of the Company shall be stated:-

Sr. No	Name and Description of main products / services	NIC Code of the products / services	% to total turnover of the Company
1	Panoil	192 (Manufacture of refined petroleum products)	96.54%

III. PARTICULARS OF HOLDING, SUBSIDIARY AND ASSOCIATE COMPANIES

Sr. No	Name and Address of the Company	CIN/GLN	Holding/ Subsidiary/ Associate	% of Shares Held	Applicable Section
1	Panol Industries RMC FZE	N.A	Subsidiary	100	2(87)

IV. SHAREHOLDING PATTERN (Equity Share Capital Breakup as percentage of Total Equity)
(i) Category-wise Share Holding

Statement Showing Shareholding Pattern									
Category of Shareholders		No. of Shares held at the beginning of the year: 31/03/2017				No. of Shares held at the end of the year : 31/03/2018			
		Demat	Physical	Total Shares	Total %	Demat	Physical	Total Share	% Change
A. Shareholding of Promoter and Promoter Group									
1. INDIAN									
(a)	INDIVIDUAL / HUF	18505225	0	18505225	45.89	27784356	0	27784356	45.93
(b)	CENTRAL / STATE GOVERNMENT(S)	0	0	0	0.00	0	0	0	0.00
(c)	BODIES CORPORATE	1441730	0	1441730	3.57	2162595	0	2162595	3.57
(d)	FINANCIAL INSTITUTIONS / BANKS	0	0	0	0.00	0	0	0	0.00
(e)	ANY OTHERS (Specify)								
	(i) GROUP COMPANIES	0	0	0	0.00	0	0	0	0.00
	(ii) TRUSTS	0	0	0	0.00	0	0	0	0.00
	(iii) DIRECTORS RELATIVES	0	0	0	0.00	0	0	0	0.00
SUB TOTAL (A) (1) :		19946955	0	19946955	49.46	29946951	0	29946951	49.50
2. FOREIGN									
(a)	BODIES CORPORATE	0	0	0	0.00	0	0	0	0.00
(b)	INDIVIDUAL	0	0	0	0.00	0	0	0	0.00
(c)	INSTITUTIONS	0	0	0	0.00	0	0	0	0.00
(d)	QUALIFIED FOREIGN INVESTOR	0	0	0	0.00	0	0	0	0.00
(e)	ANY OTHERS (Specify)	0	0	0	0.00	0	0	0	0.00
SUB TOTAL (A) (2) :		0	0	0	0.00	0	0	0	0.00
Total holding for Promoters (A)=(A) (1) + (A) (2)		19946955	0	19946955	49.46	29946951	0	29946951	49.50
B. Public shareholding									
1. INSTITUTIONS									
(a)	Central / State government(s)	0	0	0	0.00	0	0	0	0.00
(b)	FINANCIAL INSTITUTIONS / BANKS	15424	1500	16924	0.04	7189	0	7189	0.01
(c)	MUTUAL FUNDS / UTI	0	69000	69000	0.17	0	102000	102000	0.17
(d)	VENTURE CAPITAL FUNDS	0	0	0	0.00	0	0	0	0.00
(e)	INSURANCE COMPANIES	0	0	0	0.00	0	0	0	0.00
(f)	FII'S	636542	0	636542	1.58	48813	0	48813	0.08
(g)	FOREIGN VENTURE CAPITAL INVESTORS	0	0	0	0.00	0	0	0	0.00
(h)	QUALIFIED FOREIGN INVESTOR	0	0	0	0.00	0	0	0	0.00
(i)	ANY OTHERS (Specify)	0	0	0	0.00	0	0	0	0.00
(j)	FOREIGN PORTFOLIO INVESTOR	0	0	0	0.00	385515	0	385515	0.64
(k)	ALTERNATE INVESTMENT FUND	0	0	0	0.00	50650	0	50650	0.08
SUB TOTAL (B) (1) :		651966	70500	722466	1.79	492167	102000	594167	0.98
2. NON-INSTITUTIONS									
(a)	BODIES CORPORATE	480961	11000	491961	1.22	733462	15750	749212	1.24
(i)	NBFC	0	0	0	0.00	25	0	25	0.00
(b)	INDIVIDUAL								
(i)	(CAPITAL UPTO TO ₹ 1 Lakh)	3315272	622835	3938107	9.76	6956818	644390	7601208	12.57
(ii)	(CAPITAL GREATER THAN ₹ 1 Lakh)	2421278	0	2421278	6.00	2169682	52500	2222182	3.67
(c)	ANY OTHERS (Specify)								
(i)	TRUSTS	0	0	0	0.00	19702	0	19702	0.03
(ii)	CLEARING MEMBER	78515	0	78515	0.19	203769	0	203769	0.34

(iii)	NON RESIDENT INDIANS (NRI)	302333	0	302333	0.75	351112	0	351112	0.58	(0.17)
(iv)	NON RESIDENT INDIANS (REPAT)	50	0	50	0.00	57595	0	57595	0.10	0.10
(v)	NON RESIDENT INDIANS (NON REPAT)	140675	0	140675	0.35	134396	0	134396	0.22	(0.13)
(vi)	DIRECTORS RELATIVES	0	0	0	0.00	0	0	0	0.00	0.00
(vii)	EMPLOYEE	0	0	0	0.00	0	0	0	0.00	0.00
(viii)	OVERSEAS BODIES CORPORATES	0	0	0	0.00	0	0	0	0.00	0.00
(ix)	UNCLAIMED SUSPENSE ACCOUNT	0	0	0	0.00	0	0	0	0.00	0.00
(d)	QUALIFIED FOREIGN INVESTOR	0	0	0	0.00	183192	0	183192	0.30	0.30
SUB TOTAL (B) (2) :		6739084	633835	7372919	18.28	10809753	712640	11522393	19.05	0.77
Total Public Shareholding										
(B)=(B)(1) + (B)(2)		7391050	704335	8095385	20.07	11301920	814640	12116560	20.03	(0.04)
C. Shares held by Custodians and against which Depository Receipts have been issued										
(a)	SHARES HELD BY CUSTODIANS									
(i)	PROMOTER & PROMOTER GROUP	0	0	0	0.00	0	0	0	0.00	0.00
(ii)	PUBLIC	12286725	0	12286725	30.47	18430087	0	18430087	30.47	(0.00)
SUB TOTAL (C) (1) :		12286725	0	12286725	30.47	18430087	0	18430087	30.47	(0.00)
(C)= (C) (1)		12286725	0	12286725	30.47	18430087	0	18430087	30.47	(0.00)
Grand Total (A)+(B)+(C)		39624730	704335	40329065	100.00	59678958	814640	60493598	100.00	0.00

(ii) Shareholding of Promoters

Shareholder's Name		Shareholding at the beginning of the year 01/04/2017			Shareholding at the end of the year 31/03/2018			
Sr. No	Name	Number of Shares	% Shares of the Company	% of Shares Pledged/encumbered to total shares	Number of Shares	% Shares of the Company	% of Shares Pledged/encumbered to total shares	% Change in shareholding during the year
1	AKBARALI ESSABHAI RAYANI	1002750	2.4864	0.0000	1504125	2.4864	0.0000	0.0000
2	AMIN AMIRALI RAYANI	955000	2.3680	0.0000	1432500	2.3680	0.0000	0.0000
3	AMIRALI ESSABHAI RAYANI	1024000	2.5391	0.0000	1536000	2.5391	0.0000	0.0000
4	ARIF AMIRALI RAYANI	28436	0.0705	0.0000	0	0.0000	0.0000	-0.0705
5	ARIF AMIRALI RAYANI	1158250	2.8720	0.0000	1780029	2.9425	0.0000	0.0705
6	BEGUMBANU AKBARALI RAYANI	1429750	3.5452	0.0000	2144625	3.5452	0.0000	0.0000
7	CHEMINE AMIN RAYANI	1189196	2.9487	0.0000	1783794	2.9487	0.0000	0.0000
8	GULSHAN SALIMALI RAYANI	95000	0.2356	0.0000	142500	0.2356	0.0000	0.0000
9	HUSSEIN VAZIRALI RAYANI	553700	1.3730	0.0000	830550	1.3730	0.0000	0.0000
10	IQBAL VAZIRALI RAYANI	1221985	3.0300	0.0000	1832977	3.0300	0.0000	0.0000
11	ITTEFAQ ICE & COLD STORAGE COMPANY PVT. LTD.	1441730	3.5749	0.0000	2162595	3.5749	0.0000	0.0000
12	MALIKA VAZIRALI RAYANI	143728	0.3564	0.0000	0	0.0000	0.0000	-0.3564
13	MALIKA VAZIRALI RAYANI	530500	1.3154	0.0000	1011342	1.6718	0.0000	0.3564
14	MUNIRA HUSSEIN RAYANI	592500	1.4692	0.0000	888750	1.4692	0.0000	0.0000
15	NABAT AMIRALI RAYANI	1479750	3.6692	0.0000	2219625	3.6692	0.0000	0.0000
16	NILIMA SHAHNAWAZ KHERAJ	2000	0.0050	0.0000	3000	0.0050	0.0000	0.0000
17	SALIMALI ESSABHAI RAYANI	0	0.0000		1884	0.0031	0.0000	0.0031
18	SALIMALI ESSABHAI RAYANI	1008100	2.4997	0.0000	1519703	2.5122	0.0000	0.0125
19	SAMIR AKBARALI RAYANI	1092500	2.7090	0.0000	1638750	2.7090	0.0000	0.0000
20	SAPNA SAMIR RAYANI	1014805	2.5163	0.0000	1522207	2.5163	0.0000	0.0000
21	SERENA IQBAL RAYANI	480000	1.1902	0.0000	720000	1.1902	0.0000	0.0000
22	SHELINA ARIFALI RAYANI	2788275	6.9138	0.0000	4182412	6.9138	0.0000	0.0000
23	VAZIRALI ESSABHAI RAYANI	0	0.0000		17083	0.0282	0.0000	0.0282
24	VAZIRALI ESSABHAI RAYANI	715000	1.7729	0.0000	1072500	1.7729	0.0000	0.0000
Total		19946955	49.4605	0.0000	29946951	49.5043	0.0000	0.0438

(iii) Change in Promoters' Shareholding

Sr. No	Name	Reason	Date	Share holding		Cumulative shareholding during the year.	
				Number of Shares	% of total shares of the company	Number of Shares	% of total shares of the company
	At the beginning of the year			19946955	49.46	19946955	49.46
1	INCREASE	Issue of Bonus shares	13-October-17	9973476	16.49	29920431	49.46
2	INCREASE	Acquisition from Secondary Market	16-February -18	55	0.00	29920486	49.48
3	INCREASE	Acquisition from Secondary Market	23-February -18	11788	0.02	29932274	49.49
4	INCREASE	Acquisition from Secondary Market	16-March -2018	7124	0.01	29939398	49.50
5	INCREASE	Acquisition from Secondary Market	23-March -2018	7533	0.01	29946951	49.50
	At the end of the year			258290		29946951	49.50

(iv) Shareholding Pattern of top ten Shareholders (other than Directors, Promoters and Holders of GDRs and ADRs)

Sr. No.	Name	No. of Shares at the beginning/ End of the Year	Date	Increase/ Decrease in share-holding	Reason	Number of Shares	Percentage of total shares of the company
1	CITIBANK N.A. NEW YORK, NYADR DEPARTMENT	12,286,725	31-Mar-17	0	Transfer	12,286,725	30.47
			13-Oct-17	6143362	Bonus	18,430,087	30.47
			01-Dec-17	487	Transfer	18,430,574	30.47
			08-Dec-17	-487	Transfer	18,430,087	30.47
			22-Dec-17	516	Transfer	18,430,603	30.47
			29-Dec-17	-516	Transfer	18,430,087	30.47
			02-Mar-18	437	Transfer	18,430,524	30.47
			09-Mar-18	-56	Transfer	18,430,468	30.47
			16-Mar-18	-109	Transfer	18,430,359	30.47
			23-Mar-18	-272	Transfer	18,430,087	30.47
		18,430,087	31-Mar-18	0	Transfer	18,430,087	30.47
2	MADHUKAR SHETH	1,110,914	31-Mar-17	0	Transfer	1,110,914	1.84
			09-Jun-17	5000	Transfer	1,115,914	1.84
			11-Aug-17	-148528	Transfer	967,386	1.60
			15-Sep-17	-5000	Transfer	962,386	1.59
			29-Sep-17	-6764	Transfer	955,622	1.58
			13-Oct-17	477811	Bonus	1,433,433	2.37
			10-Nov-17	2900	Transfer	1,436,333	2.37
			24-Nov-17	-16509	Transfer	1,419,824	2.35
			01-Dec-17	-10000	Transfer	1,409,824	2.33
			08-Dec-17	-18100	Transfer	1,391,724	2.30
			22-Dec-17	-413803	Transfer	977,921	1.62
			29-Dec-17	-10470	Transfer	967,451	1.60
			05-Jan-18	-12040	Transfer	955,411	1.58
			12-Jan-18	-5142	Transfer	950,269	1.57
			19-Jan-18	-83755	Transfer	866,514	1.43
			09-Feb-18	-33233	Transfer	833,281	1.38
			16-Feb-18	-80661	Transfer	752,620	1.24
			23-Feb-18	-235631	Transfer	516,989	0.85
			09-Mar-18	-12396	Transfer	504,593	0.83
			16-Mar-18	-7000	Transfer	497,593	0.82
			23-Mar-18	-1100	Transfer	496,493	0.82
		496,493	31-Mar-18	0	Transfer	496,493	0.82
3	ANIL KUMAR GOEL	590,000	31-Mar-17	0	Transfer	590,000	0.98
			22-Sep-17	-11000	Transfer	579,000	0.96
			13-Oct-17	289500	Bonus	868,500	1.44
		868,500	31-Mar-18	0	Transfer	868,500	1.44
4	ELARA INDIA OPPORTUNITIES FUND LIMITED	636,542	31-Mar-17	0	Transfer	636,542	1.05

Sr. No.	Name	No. of Shares at the beginning/ End of the Year	Date	Increase/ Decrease in share-holding	Reason	Number of Shares	Percentage of total shares of the company
			11-Aug-17	-50000	Transfer	586,542	0.97
			18-Aug-17	-100000	Transfer	486,542	0.80
			25-Aug-17	-150000	Transfer	336,542	0.56
			01-Sep-17	-50000	Transfer	286,542	0.47
			08-Sep-17	-200000	Transfer	86,542	0.14
			15-Sep-17	-1649	Transfer	84,893	0.14
			18-Sep-17	-8351	Transfer	76,542	0.13
			22-Sep-17	-10000	Transfer	66,542	0.11
			13-Oct-17	33271	Bonus	99,813	0.17
			03-Nov-17	-51000	Transfer	48,813	0.08
		48,813	31-Mar-18	0	Transfer	48,813	0.08
5	SEEMA GOEL	395,000	31-Mar-17	0	Transfer	395,000	0.65
			07-Apr-17	-5000	Transfer	390,000	0.64
			22-Sep-17	-30000	Transfer	540,000	0.60
			13-Oct-17	180000	Bonus		0.89
			08-Dec-17	-20000	Transfer	520,000	0.86
			22-Dec-17	-13355	Transfer	506,645	0.84
			29-Dec-17	-1930	Transfer	504,715	0.83
		504,715	31-Mar-18	0	Transfer	504,715	0.83
6	XITIJ MADHUKAR SHETH .	244,800	31-Mar-17	0	Transfer	244,800	0.40
			13-Oct-17	122400	Bonus	367,200	0.61
			03-Nov-17	-33000	Transfer	334,200	0.55
			08-Dec-17	-41693	Transfer	292,507	0.48
			15-Dec-17	-28240	Transfer	264,267	0.44
			22-Dec-17	-141867	Transfer	122,400	0.20
		122,400	31-Mar-18	0	Transfer	122,400	0.20
7	SHRIRAM INSIGHT SHARE BROKERS LTD.	180,001	31-Mar-17	0	Transfer	180,001	0.30
			07-Apr-17	664	Transfer	180,665	0.30
			14-Apr-17	-605	Transfer	180,060	0.30
			21-Apr-17	45114	Transfer	225,174	0.37
			28-Apr-17	-174	Transfer	225,000	0.37
			05-May-17	9796	Transfer	234,796	0.39
			12-May-17	-200	Transfer	234,596	0.39
			02-Jun-17	500	Transfer	235,096	0.39
			09-Jun-17	-500	Transfer	234,596	0.39
			16-Jun-17	195	Transfer	234,791	0.39
			23-Jun-17	805	Transfer	235,596	0.39
			30-Jun-17	-1000	Transfer	234,596	0.39
			07-Jul-17	100	Transfer	234,696	0.39
			14-Jul-17	905	Transfer	235,601	0.39
			21-Jul-17	-5	Transfer	235,596	0.39
			28-Jul-17	-37596	Transfer	198,000	0.33
			04-Aug-17	-17500	Transfer	180,500	0.30
			18-Aug-17	70	Transfer	180,570	0.30
			25-Aug-17	-570	Transfer	180,000	0.30
			28-Aug-17	3	Transfer	180,003	0.30
			01-Sep-17	-15503	Transfer	164,500	0.27
			08-Sep-17	-74500	Transfer	90,000	0.15
			11-Sep-17	100	Transfer	90,100	0.15
			15-Sep-17	-15093	Transfer	75,007	0.12
			18-Sep-17	71	Transfer	75,078	0.12
			22-Sep-17	-15894	Transfer	59,184	0.10
			29-Sep-17	-2045	Transfer	57,139	0.09
			04-Oct-17	796	Transfer	57,935	0.10
			06-Oct-17	-180	Transfer	57,755	0.10

Sr. No.	Name	No. of Shares at the beginning/ End of the Year	Date	Increase/ Decrease in share-holding	Reason	Number of Shares	Percentage of total shares of the company
			13-Oct-17	28962	Bonus	86,717	0.14
			20-Oct-17	-42	Transfer	86,675	0.14
			27-Oct-17	95	Transfer	86,770	0.14
			31-Oct-17	-116	Transfer	86,654	0.14
			03-Nov-17	358	Transfer	87,012	0.14
			10-Nov-17	-764	Transfer	86,248	0.14
			17-Nov-17	-46	Transfer	86,202	0.14
			24-Nov-17	1690	Transfer	87,892	0.15
			01-Dec-17	-409	Transfer	87,483	0.14
			08-Dec-17	-1	Transfer	87,482	0.14
			15-Dec-17	3508	Transfer	90,990	0.15
			22-Dec-17	-249	Transfer	90,741	0.15
			29-Dec-17	-34	Transfer	90,707	0.15
			30-Dec-17	-60	Transfer	90,647	0.15
			05-Jan-18	190	Transfer	90,837	0.15
			12-Jan-18	121	Transfer	90,958	0.15
			19-Jan-18	793	Transfer	91,751	0.15
			26-Jan-18	-956	Transfer	90,795	0.15
			02-Feb-18	-369	Transfer	90,426	0.15
			09-Feb-18	-15	Transfer	90,411	0.15
			16-Feb-18	262	Transfer	90,673	0.15
			23-Feb-18	105	Transfer	90,778	0.15
			02-Mar-18	7	Transfer	90,785	0.15
			09-Mar-18	718	Transfer	91,503	0.15
			16-Mar-18	-875	Transfer	90,628	0.15
			23-Mar-18	-175	Transfer	90,453	0.15
			30-Mar-18	93	Transfer	90,546	0.15
		90,546	31-Mar-18	0	Transfer	90,546	0.15
8	WORLD INVESTMENT OPPORTUNITIES FUNDS	0	31-Mar-17		Transfer	0	0.00
			24-Nov-17	43915	Transfer	43,915	0.07
			08-Dec-17	36320	Transfer	80,235	0.13
			16-Mar-18	34340	Transfer	114,575	0.19
			31-Mar-18	0	Transfer	114,575	0.19
9	STOCK HOLDING CORPN OF INDIA LTD	68,000	31-Mar-17	0	Transfer	68,000	0.11
			20-Oct-17	34000	Bonus	102,000	0.17
		102,000	31-Mar-18	0	Transfer	102,000	0.17
10	BHARTI AXA LIFE INSURANCE COMPANY LTD	0	31-Mar-17		Transfer	0	0.00
			22-Dec-17	100000	Transfer	100,000	0.17
		100,000	31-Mar-18	0	Transfer	100,000	0.17
11	THE EMERGING MARKETS SMALL CAP SERIES OF THE DFA INVESTMENT TRUST COMPANY	0	31-Mar-17		Transfer	0	0.00
			10-Nov-17	3864	Transfer	3,864	0.01
			17-Nov-17	10518	Transfer	14,382	0.02
			24-Nov-17	6979	Transfer	21,361	0.04
			15-Dec-17	11500	Transfer	32,861	0.05
			22-Dec-17	3552	Transfer	36,413	0.06
			29-Dec-17	24288	Transfer	60,701	0.10
			12-Jan-18	3092	Transfer	63,793	0.11
			16-Feb-18	5750	Transfer	69,543	0.12
			09-Mar-18	4239	Transfer	73,782	0.12
			16-Mar-18	3605	Transfer	77,387	0.13
			23-Mar-18	11517	Transfer	88,904	0.15
			30-Mar-18	8543	Transfer	97,447	0.16
		97,447	31-Mar-18	0	Transfer	97,447	0.16

Sr. No.	Name	No. of Shares at the beginning/ End of the Year	Date	Increase/ Decrease in share-holding	Reason	Number of Shares	Percentage of total shares of the company
12	VINEETH ADVAI	90,000	31-Mar-17	0	Transfer	90,000	0.15
			30-Sep-17	-58810	Transfer	31,190	0.05
			04-Oct-17	-30000	Transfer	1,190	0.00
			06-Oct-17	-1090	Transfer	100	0.00
			13-Oct-17	15595	Bonus	15,695	0.03
			27-Oct-17	10	Transfer	15,705	0.03
			29-Dec-17	-1100	Transfer	14,605	0.02
			30-Dec-17	-1300	Transfer	13,305	0.02
		13,305	31-Mar-18	0	Transfer	13,305	0.02
13	JEETAY INVESTMENTS PRIVATE LIMITED	77,207	31-Mar-17	0	Transfer	77,207	0.13
			08-Sep-17	-20515	Transfer	56,692	0.09
			11-Sep-17	-10897	Transfer	45,795	0.08
			15-Sep-17	-32861	Transfer	12,934	0.02
			18-Sep-17	-12934	Transfer	0	0.00
			31-Mar-18	0	Transfer	0	0.00
14	PRAVEEN KUMAR MEHTA	76,495	31-Mar-17	0	Transfer	76,495	0.13
			07-Jul-17	-2000	Transfer	74,495	0.12
			14-Jul-17	-8000	Transfer	66,495	0.11
			28-Jul-17	-3000	Transfer	63,495	0.11
			04-Aug-17	-13495	Transfer	50,000	0.08
			18-Aug-17	-15000	Transfer	35,000	0.06
			11-Sep-17	-1000	Transfer	34,000	0.06
			22-Sep-17	-1000	Transfer	33,000	0.05
			13-Oct-17	16500	Bonus	49,500	0.08
			17-Nov-17	-3000	Transfer	46,500	0.08
			24-Nov-17	-5000	Transfer	41,500	0.07
			19-Jan-18	-4500	Transfer	37,000	0.06
			26-Jan-18	-5428	Transfer	31,572	0.05
			02-Feb-18	-13572	Transfer	18,000	0.03
		18,000	31-Mar-18	0	Transfer	18,000	0.03

(v) Shareholding of Directors and Key Managerial Personnel:

Sr. No	Name	Shareholding at the beginning		Date	Reason	Increase / Decrease		Cumulative shares during end	
		Shares	% of total shares of company			Shares	% of Total Shares of the Company	Shares	% of total shares of company
1	AMIRALI ESSABHAI RAYANI	1024000	2.54	13-oct-18	Bonus allotment	512000		1536000	2.54
2	MS. NARGIS MIRZA KABANI	0	0.00					0	0.00
3	MR. MUKESH MEHTA	0	0.00					0	0.00
4	MR. MADAN MOHAN JAIN	0	0.00					0	0.00
5	MR. DILIP S PHATARPHEKAR	0	0.00					0	0.00
6	SAMIR A. RAYANI	1092500	2.71	13-oct-18	Bonus Allotment	546250		1638750	2.71
7	AMIN A. RAYANI	955000	2.37	13-oct-18	Bonus Allotment	477500		1432500	2.37
8	HUSSEIN V. RAYANI	553700	1.37	13-oct-18	Bonus Allotment	276850		830550	1.37
9	PRAMOD MAHESHWARI	0	0					0	0
10	GAYATRI SHARMA	0	0					0	0

V. INDEBTEDNESS

Indebtedness of the company including interest outstanding / accrued but not due for payment

(₹ In lakhs)

	Secured Loans Excluding Deposits	Unsecured Loans	Deposits	Total Indebtedness
Indebtedness at the beginning of the financial year				
i) Principal Amount	1,280.22	Nil	Nil	1280.22
ii) Interest due but not paid	Nil	Nil	Nil	Nil
iii) interest accrued but not due	Nil	Nil	Nil	Nil
Total (i+ii+iii)	1280.22	Nil	Nil	1280.22
Change in Indebtedness during the financial year				
• Addition	1,683.09	Nil	Nil	1,683.09
• Reduction	Nil	Nil	Nil	Nil
Net Change	1,683.09	Nil	Nil	1,683.09
Indebtedness at the end Of the financial year				
i) Principal Amount	2,963.31	Nil	Nil	2,963.31
ii) Interest due but not paid	Nil	Nil	Nil	Nil
iii) Interest accrued but not due	Nil	Nil	Nil	Nil
Total (i+ii+iii)	2,963.31	Nil	Nil	2,963.31

VI. REMUNERATION OF DIRECTORS AND KEY MANAGERIAL PERSONNEL

A. Remuneration to Managing Director, Whole-time directors and /or Manager

(₹ In lakhs)

Sr. No.	Particulars of Remuneration	Name of MD/WTD/Manager				Total Amount
		Amirali E. Rayani (Chairman)	Amin A. Rayani (Managing Director)	Samir A. Rayani (Whole time Director)	Hussein V. Rayani (Joint Managing Director)	
1.	Gross salary					
	(a) Salary as per provisions contained in section 17(1) of the Income-tax Act, 1961	27.00	24.30	21.75	21.75	94.80
	(b) Value of perquisites u/s 17(2) Income-tax Act, 1961	Nil	Nil	Nil	Nil	Nil
	(c) Profits in lieu of salary under section 17(3) Income-tax Act, 1961	Nil	Nil	Nil	Nil	Nil
2.	Stock Option	Nil	Nil	Nil	Nil	Nil
3.	Sweat Equity	Nil	Nil	Nil	Nil	Nil
4.	Commission - as % of profit - others, specify	Nil	Nil	Nil	Nil	Nil
5.	Others, please specify	Nil	Nil	Nil	Nil	Nil
	Total(A)	27.00	24.30	21.75	21.75	94.80
	Ceiling as per the Act	844.00 lakhs , being 10% of the net profits of the Company calculated as per Section 198 of the Companies Act, 2013)				

B. Remuneration to other Directors (Independent Directors):
(₹ In lakhs)

Sr. No.	Particulars of Remuneration	Name of Directors				Total Amount
		Madan Mohan Jain	Dilip S. Phatarphekar	Mukesh Mehta	Nargis Kabani	
1	Independent Directors :					
	• Fee for attending board committee meetings	1.90	2.00	2.60	1.25	7.75
	• Commission	Nil	Nil	Nil	Nil	Nil
	• Others, please specify	Nil	Nil	Nil	Nil	Nil
	Total (1)	1.90	2.00	2.60	1.25	7.75
2	Others Non-Executive Directors					
	• Fee for attending board committee meetings	None	None	None	Nonsse	None
	• Commission					
	• Other, please specify					
	Total (2)	Nil	Nil	Nil	Nil	Nil
	Total (B)=(1+2)	1.90	2.00	2.60	1.25	7.75
	Total Managerial Remuneration/ sitting fees					
	Overall Ceiling as per the Act	84.40 lakhs being 1% of the net profits of the Company calculated as per Section 198 of the Companies Act, 2013)				

C. Remuneration to Key Managerial Personnel Other Than MD/MANAGER/WTD
(₹ In lakhs)

Sr. No	Particular of Remuneration	Key Managerial Personnel		
		Pramod Maheshwari (CFO)	Gayatri Sharma (CS)	Total Amount
1.	Gross salary			
	(a) Salary as per provisions contained in section 17(1) of the Income-tax Act, 1961	35.07	24.70	59.77
	(b) Value of perquisites u/s 17(2) Income-tax Act, 1961	Nil	Nil	Nil
	(c) Profits in lieu of salary under section 17(3) Income-tax Act, 1961	Nil	Nil	Nil
2.	Stock Option	Nil	Nil	Nil
3.	Sweat Equity	Nil	Nil	Nil
4.	Commission - as % of profit -others, specify	Nil	Nil	Nil
5.	Others, please specify	Nil	Nil	Nil
	Total	35.07	24.70	59.77

VII. PENALTIES / PUNISHMENT / COMPOUNDING OF OFFENCES:

The Company, it's directors or other officers were not subject to Penalties / Punishment / Compounding of Offences during the year under review

By Order of the Board of Directors
For **Panama Petrochem Ltd.**

Date : May 25, 2018
Place : Mumbai

Amirali E. Rayani
Chairman
DIN:00002616

MANAGEMENT DISCUSSION AND ANALYSIS REPORT

The management of Panama Petrochem Ltd. presents the analysis of the Company for the year ended on March 31, 2018 and its outlook for the future. This outlook is based on assessment of the current business environment. It may vary due to future economic and other developments both in India and abroad.

This management discussion and analysis ("MD&A") of Panama Petrochem Ltd. for the year ended on March 31, 2018 contains financial highlights but does not contain the complete financial statements of the Company. It should be read in conjunction with the Company's audited financial statements for the year ended on March 31, 2018.

GLOBAL ECONOMY

The global cyclical recovery that started in late 2016 gathered pace in 2017. The global economy is estimated to have grown at 3.7% in 2017 as per International Monetary Fund ('IMF'), with more than 120 countries registering a pickup in growth in year-on-year terms.

A noticeable pickup in investment activity in advanced economies and the impressive performance of manufacturing sector in Asia accelerated the global trade. As against the growth of 2.5% in 2016, global trade volumes increased 4.7 % in 2017.

Although the world economy saw good growth, political discourse leaned towards trade protectionism. There has been rising speculation around rebalancing of trade surpluses. Significant announcements were made by major world economies in the last quarter of FY 2017-18, increasing trade barriers to protect their domestic industries.

INDIAN ECONOMY

FY 2017-18 marked a significant economic measure by the government: The Goods and Services Tax (GST) was implemented from July, 2017 as the nation moved to 'one nation-one tax'. The Indian economy continued to grow strongly, as the economy recovered in the 2nd half post stabilisation of the GST regime. Gross Domestic Product growth rate in FY 2017-18 was 6.7%, supported by consumption growth and government spending. With improving investments, there are signs that a recovery is underway. Industrial activity has rebounded with strong industrial production growth, led by a rise in consumption, manufacturing and electricity generation.

Moody's upgraded India's sovereign credit rating from 'Baa3' to 'Baa2' and also updated outlook from stable to positive. Government's efforts to create a unified nationwide market by implementing GST, improve monetary policy framework and transform Indian economy to a more formal economy through Aadhaar-linked biometric accounts and the Direct Benefit Transfer (DBT) system, yielded India its first rating upgrade after 14 years.

INDUSTRY OVERVIEW

Crude oil price increased during the year, with markets re-balancing amid declining inventories. Production restraint by OPEC and some Non-OPEC countries helped restrict supply growth in the firm demand environment, leading to a drawdown in crude and product inventory levels in the OECD countries.

Crude oil prices touched near 3-year high in January, 2018 with healthy demand growth projection, higher compliance to OPEC led production cut and geo-political concerns. Average naphtha prices in Asia gained, tracking strengthening of crude prices and healthy demand.

Higher crude oil production from North America as well as spare capacity available from OPEC/non-OPEC countries participating in the production curtailment agreement is expected to help meet demand growth and limit sharp increase in oil price.

BUSINESS OVERVIEW

Established in 1982, Panama Petrochem Ltd., today is one of the India's leading manufacturers and exporters for various kinds of Petroleum specialties. Company's diverse range of products includes Mineral Oils, Liquid Paraffins, Transformer Oils, Petroleum Jellies, Ink Oils, and other Petroleum Specialty Products.

MANUFACTURING FACILITIES

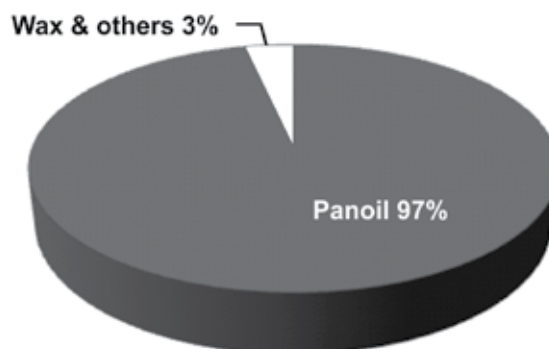
The Company has adequate manufacturing capacity to cater the domestic as well as International requirements. Its four manufacturing units, all located in western India, namely in Ankleshwar (Gujarat), Daman (Union Territory), Taloja (Raigadh, Maharashtra) and Dahej (Bharuch, Gujarat). The Company's products are exported to more than 40 countries globally. The Company has the certification of being a Star Export House. The Company has a fully equipped state-of-the-art Research and Development Center at its Ankleshwar unit where it formulates new and value-added products. The Company manufactures more than 80 product variants used across 6-7 broad industry segments. The Company is accredited as ISO 9001:2008 certification by Benchmark.

The Company develops customized products as per client specification in the field of petroleum and feeds to various industries like Printing Ink, Resin, Cosmetics, Rubber products, Pharmaceuticals, Engineering, and Chemicals including Petro Chemicals.

Over the years, the Company has formed strong relations with its clientele, comprising of leading names across sectors. Its ability to offer customized products complying with global quality standards has enabled to generate not only repeat business from existing clients, but also general referral business from new clients.

PRODUCT WISE SALES BREAK UP FOR THE FINANCIAL YEAR 2017-18

Sales Break up 2017-18



Panoil is the key product of the Company, it has various variants depending upon its end use application.

FUTURE OUTLOOK

The financial year 2018-19 could well be the period that witnesses a strong and sustained economic upsurge. Improvement in growth conditions in the second half of FY 2017-18 indicates normalisation of the supply chain, which was disrupted on account of demonetisation and GST implementation.

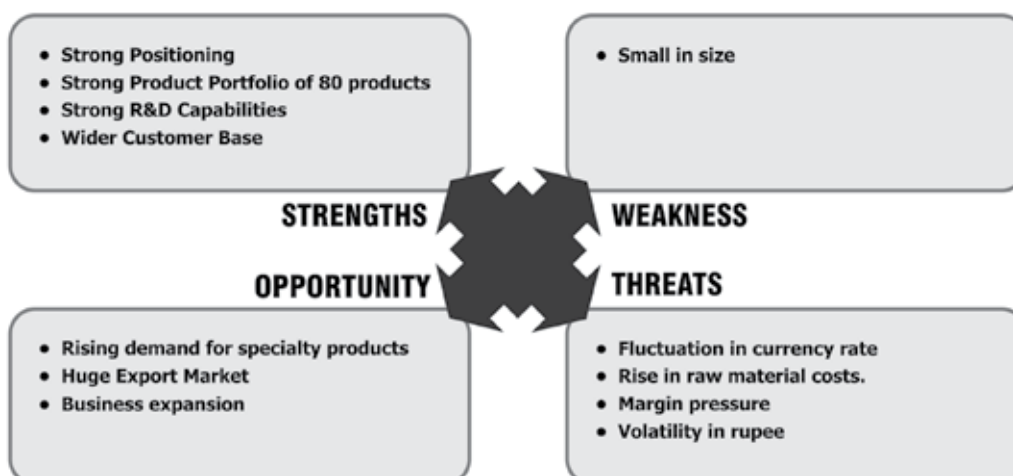
The massive bank recapitalisation programme coupled with the progress seen on resolving the initial set of insolvency cases is expected to augment the banking sector's capability to lend credit to the industry. This will boost the capex revival cycle in the industry as well.

The aggregate demand of all the key segments in the petrochemical industry is likely to regain a sharp positive trajectory, with key players aiming to ramp up scale.

The Company is planning to expand its operations to withstand against the negative market forces. The Company is hopeful to override the adverse effects of the price fluctuations in the petroleum industry by resorting to bulk purchases and cost control measures.

It is management's view that the Company will continue to strengthen its financial position with stable production volumes and positive improvements in Commodity prices.

SWOT PROFILE



OPPORTUNITIES:

The recent positive signs emerging from the western world, augur well for our international business more particularly for some of the specialized products strategically earmarked for export markets.

With increasing industrialization, focus on infrastructural development and outsourcing boom, the demand for the petroleum products manufactured by the Company is likely to further improve in the coming years. Demand for intermediates, specialty chemicals etc. will increase the demand for petroleum specialty products. This will result in a significant growth in this industry. Growing demand from the rubber industry, personal care industry, and power sector will lead to a strong demand in petroleum products. The relationship established by the company with the clientele would help in further growth in its business. Moreover, the company has been increasing its presence in the export markets like USA, Africa, Europe and Asia.

THREATS:

Changes in Government policies, especially regarding import of Base Oil will have an adverse impact on the performance of the Company. However, considering the multifarious purposes for which it is used and the domestic supplies are not adequate to meet the domestic demand, the possibilities for such adverse changes in Government policies appear to be remote.

RISKS AND CONCERNS

- **Strategic and Commercial Risks**

Company's financial performance is subject to the fluctuating prices of crude oil and downstream petroleum products. Prices of products are affected by supply and demand, both globally and regionally. Factors that influence fluctuations in crude prices and crude availability include operational issues, natural disasters, political instability, economic conditions and Government pricing policy of petroleum products among others.

- **Environmental Risks**

All phases of the oil business present environmental risks and hazards. As a result, they are subject to environmental regulation pursuant to a complex blend of federal, provincial, and municipal laws and regulations. The Company is in compliance with current applicable environmental rules and regulations.

- **Financial Risks**

Financial risks associated with the petroleum industry include fluctuation in commodity prices, interest rates, and currency exchange rates and profitability of the Company depends on the prices and availability of the base oils. Foreign exchange risk is tracked and managed within the risk management framework. The interest rate risk is managed by the Company through various financial instruments available to convert floating rate liabilities into fixed rate liabilities or vice-versa.

- **Operational Risks**

Operational risks include competitive environmental factors, reservoir performance uncertainties and dependence upon third parties for commodity transportation & processing and a complex regulatory environment. The Company closely follows the applicable government regulations. The Company carries insurance coverage to protect itself against those potential losses that could be economically insured.

- **Cyber Security Risks**

The use of information and telecommunication technologies is increasing, resulting in greater security threats to its digital infrastructure. A breach of its digital security or disruptions to its digital infrastructure, due to intentional actions, such as cyber-attacks or human error could lead to serious impacts to its businesses. These impacts may include injury to staff, loss of control, impact on continuity or damage to assets and services, harm to the environment, the loss of sensitive data or information, legal and regulatory breaches and reputational damage. But the Company continues to strengthen its responses to cyber security threats through proactive and reactive risk mitigations.

- **Safety Risks**

Safety is an ever-evolving journey. The company's manufacturing facilities have adopted Safety Management System. Regular audits are conducted to assess the on-ground implementation of various processes prescribed by Safety Management System. Critical safety incidents are studied by the senior leadership.

PERFORMANCE

The Company's performance improved significantly, Net Profit on a standalone basis increased by 32.73 % to ₹ 5,435.98 lakhs as compared to the previous year. Revenue from Operations on a standalone basis grew by 50.35% to ₹ 1,18,967.45 lakhs.

Earning per share on a standalone basis (EPS) increased to ₹ 8.99 as compared to ₹ 6.77 in the previous year.

Earnings before Interest, Depreciation, and Tax & Amortization on a standalone basis increased by 35.73% to ₹ 9,848.43 lakhs.

By a combination of a better product mix helped by specialty products and continual improvement in the efficiency of

operations at all locations, the Company has managed to keep its operating margins healthy for all the four quarters and has achieved an improvement in the EBITDA levels.

HUMAN RESOURCE / INDUSTRIAL RELATIONS

The Company recognizes the importance and contribution of its human resources for its growth & development and values their talent, integrity and dedication. The Company offers a highly entrepreneurial culture with a team based approach that we believe encourages growth and motivates its employees. The Company has been successful in attracting and retaining key professionals and intends to continue to seek fresh talent to further enhance and grow its business.

INTERNAL CONTROL SYSTEM AND THEIR ADEQUACY

The Company has in place, adequate internal control systems and procedures covering all the financial and operating functions. These have been designed to provide adequate assurance to the management regarding compliance with the accounting standards by maintenance of appropriate accounting records, monitoring the economy and efficiency of operations, protecting the assets of the Company from losses and ensuring the reliability of financial and operational information through proper compliance with the statutory enactments and its rules and regulations.

The Company has an effective and adequate internal audit and control system. The Internal audits are conducted by firm of Chartered Accountants, ably supported by an internal team staffed with qualified and experienced people. All operational activities are subject to internal audits at frequent intervals. The existing audit and inspection procedures are reviewed periodically to enhance their effectiveness, usefulness and timeliness.

The Audit Committee of the Board of Directors, regularly reviews the findings of the internal auditors, adequacy of internal controls, financial controls, compliance with the accounting standards, as well as recommends to the Board, the adoption of the quarterly and annual results of the Company and appointment of auditors. The Audit Committee also reviews the related party transactions, entered into by the Company during each quarter.

CAUTIONARY STATEMENT

Readers are cautioned that this Management Discussion and Analysis may contain certain forward looking statements based on various assumptions on the Company's present and future business strategies and the environment in which it operates. The Company's actual performance may differ materially from those expressed or implied in the statement as important factors could influence Company's operations such as effect of political conditions in India and abroad, economic development, new regulations and Government policies and such other factors beyond the control of the Company that may impact the businesses as well as its ability to implement the strategies.

By Order of the Board of Directors
For **Panama Petrochem Ltd.**

Date : May 25, 2018
Place : Mumbai

Amirali E. Rayani
Chairman
DIN:00002616

REPORT ON CORPORATE GOVERNANCE

1. COMPANY'S PHILOSOPHY ON CODE OF GOVERNANCE

The fundamental principle of Corporate Governance is achieving sustained growth legally and ethically and in the best interest of all stakeholders. It is not mere compliance of laws, rules and regulations, but a commitment to values, best management practices and adherence to the highest ethical principles in all its dealings, to achieve the objects of the Company, enhance stakeholder value and discharge its social responsibility.

Your Company's Corporate Governance philosophy is to continuously strive to attain higher levels of accountability, transparency, responsibility, and fairness in all aspects of its operations. Our business culture and practices are founded upon a common set of values that govern our relationships with customers, employees, shareholders, suppliers, bankers and the communities in which we operate.

Our Corporate Governance framework ensures that we make timely disclosures and share accurate information regarding our financials and performance, as well as the leadership and governance of the Company.

Your Company believes that Good Corporate Governance is essential ingredient of any business, a way of life rather than a mere legal compulsion.

The Company is conscious of its responsibility as a good corporate citizen. The Company values transparency, professionalism, and accountability.

Your Company is in compliance with the requirements of Corporate Governance stipulated in the Securities and Exchange Board of India (Listing Obligations and Disclosure Requirements) Regulations, 2015 ('Listing Regulations').

2. BOARD OF DIRECTORS

(a) Composition

The Board of Directors, along with its Committees, provides leadership and guidance to the management and directs and supervises the performance of the Company, thereby enhancing stakeholder value. Your Company has an engaged and well informed Board with qualifications and experience in diverse areas. The Board composition is in conformity with the Listing Regulations and the Companies Act, 2013 ('the Act').

Your Company's Board comprises of 8 Directors with considerable experience in their respective fields. Of these 4 are Executive Directors and 4 Non Executive (Independent) Directors. The Chairman of the Board is an Executive Director.

All Independent Directors of the Company have been appointed as per the provisions of the Companies Act, 2013. Formal letters of appointment have been issued to the Independent Directors. The terms and conditions of their appointment are disclosed on the Company's website.

All Directors possess relevant qualifications and experience which enable them to effectively contribute to the Company in their capacity as Directors.

None of the Directors on the Board is a Member of more than 10 Committees and Chairman of more than 5 Committees (Committees being Audit Committee and Stakeholders Relationship Committee), across all the Companies in which he/ she is a Director.

None of the Directors holds office in more than 20 companies and in more than 10 public companies. All Directors are also in compliance of the limit on Independent Directorships of listed companies as prescribed in Regulation 25 (1) of the Listing Regulations.

(b) Meetings and attendance during the year

Five Board Meetings were held during the financial year April 1, 2017 to March 31, 2018. The maximum gap between any two Board meetings was less than One Hundred and Twenty days.

The agenda was circulated well in advance to the Board members, along with comprehensive background information on the items in the agenda to enable the Board to arrive at appropriate decisions. The information as required under Part A of Schedule II to the Listing Regulations is made available to the Board. The Company Secretary, in consultation with the Chairman & Managing Director, drafts the agenda of the meetings.

At Board Meetings, the Chairman apprises the Board on the overall performance of the Company. The Board also, inter alia, reviews the quarterly, half-yearly and annual financial results, compliance reports on all laws applicable to the Company, minutes of Board Meetings of subsidiaries and minutes of meetings of Committees of the Board. In addition, the Board is kept informed of all major events. Based on the agenda, members of the senior leadership are invited to attend the Board Meetings, which brings in requisite accountability and provides developmental inputs.

Details of attendance of Directors in the Board Meetings during the financial year April 1, 2017 to March 31, 2018 are as under:

Name of the Director	Category of Directorship	Attendance details		
		Board Meetings Attended	% of total meetings attended during the tenure as a Director	Last AGM
Mr. Amirali E. Rayani	Executive Director	5	100	YES
Mr. Amin A. Rayani	Executive Director	5	100	YES
Mr. Hussein V. Rayani	Executive Director	5	100	YES
Mr. Samir A. Rayani	Executive Director	5	100	YES
Mr. Mukesh Mehta	Independent & Non-Executive	5	100	YES
Mr. Dilip S. Phatarphekar	Independent & Non-Executive	5	100	NO
Mr. Madan Mohan Jain	Independent & Non-Executive	5	100	YES
Ms. Nargis Mirza Kabani	Independent & Non-Executive	4	80	NO

Number of Board Meetings held and the dates of the Board Meeting

During the Financial Year April 1, 2017 to March 31, 2018, 5 (Five) meetings were held on the following dates:

May 30, 2017, August 14, 2017, November 14, 2017, January 16, 2018 and February 05, 2018

(c) Number of Other Companies or Committees the Director is a Director / Member / Chairman:

Name of the Director & Designation	Category	No. of positions held in other Public Companies		
		Board	Committee	
			Membership	Chairman-ship
Mr. Amirali E. Rayani	Executive Director (Chairman)	Nil	Nil	Nil
Mr. Amin A. Rayani	Executive Director (Managing Director & CEO)	Nil	Nil	Nil
Mr. Hussein V. Rayani	Executive Director (Joint Managing Director)	Nil	Nil	Nil
Mr. Samir A. Rayani	Executive Director	Nil	Nil	Nil
Mr. Dilip S. Phatarphekar	Independent & Non Executive Director	2	2	Nil
Mr. Madan Mohan Jain	Independent & Non Executive Director	1	2	1
Mr. Mukesh Mehta	Independent & Non Executive Director	Nil	Nil	Nil
Ms. Nargis Mirza Kabani	Independent & Non Executive Director	Nil	Nil	Nil

1. Excludes Directorships in Associations, Private Limited Companies, Foreign Companies, Government Bodies and Companies registered under Section 8 of the Companies Act, 2013.
2. Only Audit Committee and Stakeholders Relationship Committee of Indian Public Companies have been considered for committee positions.
3. Mr. Amirali E. Rayani & Mr. Amin A. Rayani are directly related to each other; Mr. Samir A. Rayani & Mr. Hussein V. Rayani are members of the extended family.

(d) Selection of Independent Directors

Considering the requirement of skill sets on the Board, eminent people having an independent standing in their respective field/profession, and who can effectively contribute to the Company's business and policy decisions are considered by the Nomination and Remuneration Committee, for appointment, as Independent Directors on the Board. The Committee, inter alia, considers qualification, positive attributes, area of expertise and number of Directorships and Memberships held in various committees of other companies by such persons in accordance with the Company's Policy for Selection of Directors and determining Directors' independence. The Board considers the Committee's recommendation, and takes appropriate decision.

(e) Board and Director Evaluation and criteria for evaluation

During the year, the Board has carried out an annual evaluation of its own performance, performance of the Directors (including independent directors), as well as the evaluation of the working of its Committees.

The Nomination and Remuneration Committee has defined the evaluation criteria, procedure and time schedule for the Performance Evaluation process for the Board, its Committees and Directors. The criteria for Board Evaluation include inter alia, degree of fulfillment of key responsibilities, Board structure and composition, establishment and delineation of responsibilities to various Committees, effectiveness of Board processes, information and functioning.

Criteria for evaluation of individual Directors include aspects such as attendance and contribution at Board/ Committee Meetings and guidance / support to the management outside Board / Committee Meetings. In addition, the Chairman was also evaluated on key aspects of his role, including setting the strategic agenda of the Board, encouraging active engagement by all Board members and motivating and providing guidance to the Managing Director & CEO.

(f) Familiarization Programme for Independent Directors

The Company has an orientation programme upon induction of new Directors, as well as other initiatives to update Directors on a continuous basis. The Company also has an ongoing familiarization programme for its Independent Directors, with the objective of familiarizing them with the Company, its operations and business model, nature of the industry Corporate Overview Statutory Reports Financial Statements and environment in which it operates, the regulatory environment applicable to it, the CSR projects undertaken by the Company and also the roles, rights and responsibilities of Independent Directors. During the year, the Company organized several familiarization programmes for Directors.

The familiarization programme for Independent Directors is disclosed on the Company's website at the following web link: <http://panamapetro.com/wp-content/uploads/2018/04/Microsoft-Word-familiarization-programme.pdf>

(g) Separate Meeting of Independent Directors

A separate meeting of Independent Directors of the Company, without the attendance of Non-Independent Directors and members of management, was held on November 14, 2017, as required under Schedule IV to the Companies Act, 2013 (Code for Independent Directors) and Regulation 25 (3) of the Listing Regulations.

At the Meeting, the Independent Directors:

- Reviewed the performance of Non-Independent Directors and the Board as a whole;
- Reviewed the performance of the Chairman of the Company, taking into account the views of Executive Director and Non-Executive Directors; and
- Assessed the quality, quantity and timeliness of flow of information between the Company management and the Board that is necessary for the Board to effectively and reasonably perform their duties.

All Independent Directors of the Company attended the Meeting of Independent Directors. Mr. Dilip Phatarphekar chaired the Meeting.

3. AUDIT COMMITTEE**(a) Terms of Reference of Audit Committee**

The Committee's composition meets with requirements of Section 177 of the Companies Act, 2013 and Regulation 18 of the Listing Regulations.

Role of Audit Committee inter alia, includes the following:

- Oversight of the Company's financial reporting process and the disclosure of its financial information to ensure that the financial statement is correct, sufficient and credible.
- Recommending to the Board, the appointment, reappointment and, if required, the replacement or removal of statutory auditors, including cost auditors, and fixation of audit fees and other terms of appointment.
- Approving payment to statutory auditors for any other services rendered by them.
- Reviewing with the management, the annual financial statements and auditors report thereon before submission to the Board for approval, with particular reference to:
- Matters required to be included in the Directors' Responsibility Statement to be included in the Directors' Report
- Changes, if any, in accounting policies and practices and reasons for the same.
- Major accounting entries involving estimates based on the exercise of judgment by the management.
- Significant adjustments made in financial statements arising out of audit findings.
- Compliance with listing and other legal requirements relating to financial statements.
- Disclosure of related party transactions.
- Qualifications in draft audit report.
- Reviewing with the management, the quarterly financial statements before submission to the Board for approval.

- Reviewing with the management, the statement of uses/ application of funds raised through an issue (public issue, rights issue, preferential issue, etc.), the statement of funds utilized for purposes other than those stated in the offer document/prospectus/notice, and the report submitted by the monitoring agency monitoring the utilization of proceeds of a public or rights issue, and making appropriate recommendations to the Board to take up steps in this matter.
- Reviewing and monitoring the auditors independence and performance and effectiveness of audit process.
- Approval or any subsequent modification of transactions of the Company with related parties.
- Scrutiny of inter-corporate loans and investments.
- Valuation of undertakings or assets of the Company, wherever it is necessary.
- Evaluation of internal financial controls and risk management systems.
- Reviewing with the management, performance of statutory auditors, including cost auditors and internal auditors, adequacy of internal control systems.
- Reviewing the adequacy of internal audit function, if any, including the structure of the internal audit department, staffing and seniority of the official heading the department, reporting structure, coverage and frequency of internal audit.
- Discussion with internal auditors, any significant findings and follow-up thereon.
- Reviewing the findings of any internal investigations by the internal auditors into matters where there is suspected fraud or irregularity or a failure of internal control systems of a material nature, and reporting the matter to the Board.
- Discussion with statutory auditors, before the audit commences, about the nature and scope of audit as well as post audit discussion to ascertain any area of concern.
- To look into the reasons for substantial defaults, if any, in the payment to depositors, debenture holders, shareholders (in case of non-payment of declared dividends) and creditors.
- To review the functioning of the Whistle Blower mechanism.
- Approval of appointment of the CFO (i.e. the whole-time Finance Director or any other person heading the finance function or discharging that function) after assessing qualifications, experience and background of the candidate.
- Carrying out such other functions as may be specifically referred to the Committee by the Company's Board of Directors and/or other Committees of Directors.
- Reviewing financial statements, in particular the investments made by the Company's unlisted subsidiaries.
- Reviewing the following information:
 - The Management Discussion and Analysis of financial condition and results of operations;
 - Statement of significant related party transactions (as defined by the Audit Committee), submitted by management;
 - Management letters/letters of internal control weaknesses issued by the statutory auditors;
 - Internal audit reports relating to internal control weaknesses; and
 - The appointment, removal and terms of remuneration of internal auditors / chief internal auditor.

(b) Composition, name of Members, Chairman and their attendance at meetings during the year

The Audit Committee of the Company is constituted in accordance with the provisions of Regulation 18 of the Listing Regulations and the provisions of Section 177 of the Companies Act, 2013. All members of the Committee are financially literate.

During the Financial Year April 1, 2017 to March 31, 2018, 4 (Four) meetings were held on the following dates:

May 30, 2017, August 14, 2017, November 14, 2017, and February 05, 2018

The gap between two meetings did not exceed 120 days.

The attendance of each member of the committee is given below.

Name of the Member	Attendance at the Audit Committee Meeting	% of total meetings attended during the tenure as a Director / Secretary
Mr. Madan Mohan Jain (Chairman)	4	100
Mr. Mukesh Mehta (Member)	4	100
Mr. Samir A. Rayani (Member)	4	100
Company Secretary		
Ms. Gayatri Sharma	4	100

During the year, the Audit Committee reviewed key audit findings covering operational, financial and compliance areas. Risk mitigation plans covering key risks affecting the Company were presented to the Committee.

The meetings of the Audit Committee are usually attended by the Chairman, the Chief Financial Officer, the

Head of Internal Audit, the Company Secretary and a representative of the Statutory Auditors. The Business and Operation Heads are invited to the Meetings, when required. The Company Secretary acts as the secretary to the Committee. Occasionally, the Audit Committee also meets without the presence of any Executives of the Company.

The Chairman of the Audit Committee, Mr. Madan Mohan Jain was present at the Annual General Meeting of the Company held on September 18, 2017.

4. NOMINATION AND REMUNERATION COMMITTEE

The Committee's constitution and terms of reference are in compliance with Provisions of the Companies Act, 2013 and Regulation 19 of the Listing Regulations.

(a) Terms of Reference of Nomination and Remuneration Committee, inter alia, includes the following:

- To identify persons who are qualified to become Directors and who may be appointed in senior management in accordance with the criteria laid down and to recommend to the Board their appointment and/ or removal.
- To carry out evaluation of every Director's performance.
- To formulate the criteria for determining qualifications, positive attributes and independence of a Director, and recommend to the Board a policy, relating to the remuneration for the Directors, key managerial personnel and other employees.
- To formulate the criteria for evaluation of Independent Directors and the Board.
- To devise a policy on Board diversity.
- To recommend/review remuneration of the Managing Director(s) and Whole-time Director(s) based on their performance and defined assessment criteria.
- To ensure relationship of remuneration to performance is clear and meets appropriate performance benchmarks.
- To carry out any other function as is mandated by the Board from time to time and / or enforced by any statutory notification, amendment or modification, as may be applicable.
- To perform such other functions as may be necessary or appropriate for the performance of its duties.

(b) Composition, name of Members, chairman and their attendance at meetings during the year

During the Financial Year April 1, 2017 to March 31, 2018, 1 (one) meetings was held on the November 14, 2017

Name of the Member	Attendance at the Nomination & Remuneration Meeting	% of total attended during the tenure as a Director / Secretary
Mr. Mukesh Mehta (Chairman)	1	100
Mr. Dilip S. Phatarphekar (Member)	1	100
Mr. Madan Mohan Jain (Member)	1	100
Ms. Gayatri Sharma (Secretary)	1	100

The Chairman of the Nomination and Remuneration Committee, Mr. Mukesh Mehta was present at the Annual General Meeting of the Company

(c) Remuneration Policy of the Company

The Company's philosophy for remuneration of Directors, key managerial personnel and senior management is based on the commitment of fostering a culture of leadership with trust.

The Company has adopted a Policy for remuneration of Directors, Key Managerial Personnel and other employees, which is aligned to this philosophy. The key factors considered in formulating the Policy are as under:

- (i) the level and composition of remuneration is reasonable and sufficient to attract, retain and motivate Directors of the quality required to run the Company successfully;
- (ii) relationship of remuneration to performance is clear and meets appropriate performance benchmarks; and
- (iii) remuneration to Directors, key managerial personnel and senior management involves a balance between fixed and incentive pay reflecting short and long-term performance objectives appropriate to the working of the Company and its goals.

The key principles governing the Company's Remuneration Policy are as follows:

Remuneration to Whole-time / Executive / Managing Director, KMP and Senior Management Personnel:

- Fixed pay:**

The Whole-time Director / KMP and Senior Management Personnel shall be eligible for a monthly remuneration as may be approved by the Board on the recommendation of the Committee. The break up of the pay scale and quantum of perquisites including, employer's contribution to P.F, pension scheme, medical expenses, club fees etc. shall be decided and approved by the Board on the recommendation of the Committee and approved by the shareholders and Central Government, wherever required.

- Minimum Remuneration:**

If, in any financial year, the Company has no profits or its profits are inadequate, the Company shall pay remuneration to its Whole-time Director in accordance with the provisions of Schedule V of the Companies Act, 2013 and if it is not able to comply with such provisions, with the previous approval of the Central Government.

- Provisions for excess remuneration:**

If any Whole-time Director draws or receives, directly or indirectly by way of remuneration any such sums in excess of the limits prescribed under the Companies Act, 2013 or without the prior sanction of the Central Government, where required, he / she shall refund such sums to the Company and until such sum is refunded, hold it in trust for the Company. The Company shall not waive recovery of such sum refundable to it unless permitted by the Central Government.

Remuneration to Non- Executive / Independent Director:

- Remuneration / Commission:**

The remuneration / commission shall be fixed as per the slabs and conditions mentioned in the Articles of Association of the Company and the Companies Act, 2013 and the rules made thereunder.

- Sitting Fees:**

The Non- Executive / Independent Director may receive remuneration by way of fees for attending meetings of Board or Committee thereof. Provided that the amount of such fees shall not exceed Rs. One lakh per meeting of the Board or Committee or such amount as may be prescribed by the Central Government from time to time.

- Commission:**

Commission may be paid within the monetary limit approved by shareholders, subject to the limit not exceeding 1% of the profits of the Company computed as per the applicable provisions of the Companies Act, 2013.

No remuneration is paid to any Non-Executive Directors during the financial year April 1, 2017 to March 31, 2018 except sitting fee for attending Board meetings and committee meetings.

(d) Details of the Executive Directors Remuneration for the financial year ended March 31, 2018

(₹ in lakhs)

REMUNERATION		DIRECTORS				
		Executive Directors				Non-Exe. Directors
		Mr. Amirali E. Rayani	Mr. Amin A. Rayani	Mr. Samir A. Rayani	Mr. Hussein V. Rayani	
(a)	Salary & Allowances (fixed)	27.00	24.30	21.75	21.75	Nil
(b)	Benefits & Perquisites	Nil	Nil	Nil	Nil	Nil
(c)	Bonus / Commission Additional Salary	Nil	Nil	Nil	Nil	Nil
(d)	Pension, Contribution to Provident fund & Superannuation Fund	Nil	Nil	Nil	Nil	Nil
(e)	Stock Option Details(if any)	The Company has not offered any Stock Options to its employees.				
(f)	Notice period	The Agreement may be terminated by either party giving the other party six months' notice			Reasonable (to be decided by the Board) written notice, to be served	
(g)	Severance fess	Nil			Nil	

Note:

- The agreement with each Executive Director is for a period of 5 years.
- There were no performance linked incentive paid to the directors for the year 2017-18

(e) Details of the Sitting Fees paid to Non-Executive Directors for the financial year ended March 31, 2018

(₹ in lakhs)

Name of the Non-Executive Director	Amount of Sitting Fees Paid
Mr. Madan Mohan Jain	1.90
Mr. Dilip S. Phatarphekar	2.00
Mr. Mukesh Mehta	2.60
Ms. Nargis Mirza Kabani	1.25

(f) Shareholdings of Non-Executive Directors

None of the Non-Executive Directors held shares in the Company as on March 31, 2018.

5. STAKEHOLDERS RELATIONSHIP COMMITTEE

The Board has constituted Stakeholders Relationship Committee in accordance with the Provisions of the Companies Act, 2013 and Regulation 19 of the Listing Regulations.

Terms of Reference of Stakeholders Relationship Committee

- To look into redressing shareholders and investors' complaints and to expedite the process of redressal of complaints like transfer of shares, non-receipt of annual report, non-receipt of declared dividends etc. and carry out any other function as is mandated by the Board from time to time and / or enforced by any statutory notification, amendment or modification, as may be applicable.

(a) Composition, name of Members, chairman and their attendance at meetings during the year

Name of the Member	Attendance at the Stakeholders Relationship Committee Meeting	% of total attended during the tenure as a Director / Secretary
Mr. Dilip S. Phatarphekar (Chairman)	5	100
Mr. Mukesh Mehta (Member)	5	100
Mr. Amin A. Rayani (Member)	5	100
Mr. Amirali E. Rayani (Member)	5	100
Company Secretary		
Ms. Gayatri Sharma	5	100

(b) Meetings of the Committee

During the Financial Year April 1, 2017 to March 31, 2018, 5 (Five) meetings were held on the following dates: May 30, 2017, August 14, 2017, September 12, 2017 October 05, 2017, and February 05, 2018

(c) Name & Designation of the Compliance Officer

Ms. Gayatri Sharma, Company Secretary is the Compliance Officer of the Company.

(d) Redressal of Complaints

Shareholders may send their complaint for redressal to the **email ID: cs@panamapetro.com**

(e) No. of Complaints received, resolved and pending during the financial year:

During the financial year, the company has received seven complaints from the shareholders, all of which have been resolved. There was no pending complaint from any shareholder as on March 31, 2018.

6. CORPORATE SOCIAL RESPONSIBILITY COMMITTEE

The Corporate Social Responsibility Committee's prime responsibility is to assist the Board in discharging its social responsibilities by way of formulating and monitoring implementation of the framework of 'corporate social responsibility policy' and 'observe practices of Corporate Governance at all levels

The Committee's constitution and terms of reference meet with the requirements of the Companies Act, 2013.

(a) Terms of Reference of the Committee, inter alia, includes the following:

- To formulate and recommend to the Board, a Corporate Social Responsibility (CSR) Policy indicating activities to be undertaken by the Company in compliance with provisions of the Companies Act, 2013 and rules made there under.
- To recommend the amount of expenditure to be incurred on the CSR activities.
- To monitor the implementation of the framework of the CSR Policy.
- To carry out any other function as is mandated by the Board from time to time and / or enforced by any statutory notification, amendment or modification, as may be applicable.

The Board has adopted the CSR Policy as formulated and recommended by the Committee. The same is displayed on the website of the Company. The Annual Report on CSR activities for the year 2017-18 forms a part of the Directors' Report.

(b) Composition of Corporate Social Responsibility Committee

During the Financial Year April 1, 2017 to March 31, 2018, 2 (Two) meetings were held on the following dates:
May 30, 2017 and February 05, 2018.

Name of the Member	Attendance at the Stakeholders Relationship Committee Meeting	% of total attended during the tenure as a Director / Secretary
Mr. Mukesh Mehta (Independent & Non Executive Director- Chairman)	2	100
Mr. Amin A. Rayani (Managing Director & CEO- Member)	2	100
Ms. Nargis Kabani (Member)	2	100
Company Secretary		
Ms. Gayatri Sharma	2	100

7. GENERAL BODY MEETINGS
(a) Particulars of past three Annual General Meetings of the Company

Year	Date	Venue	Time No.	No. of Special Resolution(s) passed
2015	September 14, 2015	Plot No. 3303, G.I.D.C. Estate, Ankleshwar - 393 002, Gujarat	11:00 A.M	2
2016	September 26, 2016	Plot No. 3303, G.I.D.C. Estate, Ankleshwar - 393 002, Gujarat	11:30 A.M	0
2017	September 18, 2017	Plot No. 3303, G.I.D.C. Estate, Ankleshwar - 393 002, Gujarat	11:30 A.M	0

(b) Postal Ballot

The Company had not conducted any postal ballot during the year.

(c) Disclosure Regarding Re-appointment of Director in the ensuing AGM

Mr. Samir A. Rayani, Director who shall be retiring in this AGM, being eligible to be offered himself for re-appointment. His brief particulars are provided in the notice convening this meeting.

8. CODE OF CONDUCT

The Company has adopted the Code of Conduct for all Board members and senior management which incorporates the duties of Independent Directors as laid down in the Companies Act, 2013. The Code is posted on the Company's website. All Board members and senior management personnel (as per Regulation 26 (3) of the Listing Regulations) have affirmed compliance with the applicable Code of Conduct.

A declaration to this effect, signed by the Managing Director & CEO forms part of this Report.

Apart from receiving sitting fees that they are entitled to under the Companies Act, 2013 as Non-Executive Directors and reimbursement of expenses incurred in the discharge of their duties, none of the Non-Executive Directors has any other material pecuniary relationship or transactions with the Company, its promoters, its Directors, its senior management or its subsidiaries and associates. None of the Non- Executive Directors are inter-se related to each other.

The Directors and senior management of the Company have made disclosures to the Board confirming that there are no material financial and/ or commercial transactions between them and the Company that could have potential conflict of interest with the Company at large.

9. SUBSIDIARIES

The Company does not have any material non-listed Indian subsidiary as defined under Regulation 16 (1) (c) of the Listing Regulations, viz. an unlisted subsidiary incorporated in India, whose income or net worth (i.e. paid-up capital and free reserves) exceeds 20% of the consolidated income or net worth respectively, of the listed holding company and its subsidiaries in the immediately preceding accounting year. It is, therefore, not required to have an Independent Director of the Company on the Board of such subsidiary.

The Company's Audit Committee reviews the consolidated financial statements of the Company as well as the financial statements of the subsidiaries, including the investments made by the subsidiaries. The minutes of the Board Meetings, along with a report of the significant transactions and arrangements of the unlisted subsidiary of the Company are periodically placed before the Board of Directors of the Company.

10. CODE OF CONDUCT FOR PREVENTION OF INSIDER TRADING

The Company has adopted a Code of Conduct for Prevention of Insider Trading, under the SEBI (Prohibition of Insider Trading) Regulations, 2015 with a view to regulate trading in securities by the Directors, KMPs and designated employees of the Company. The Code lays down guidelines for procedures to be followed and disclosures to be made by insiders while trading in the shares of the Company.

11. DISCLOSURES

(a) Related Party Transactions

There are no materially significant related party transactions with its Promoters, Directors or the Management, their Subsidiaries or Relatives etc., which may have potential conflict with the interest of the Company at large. The other related party transactions are given in Notes to Accounts annexed to and forming the part of Balance Sheet and Statement of Profit and Loss of the Company. The Company has formulated a Related Party Transactions Policy and the same is displayed on the Company's website at the web link <http://panamapetro.com/wp-content/uploads/2016/01/Related-Party-Transactions.pdf>

(b) Non-compliance by the Company, Penalties, Strictures

There were no instances of non-compliance by the Company, penalties, strictures imposed on the Company by the Stock Exchanges or SEBI or any statutory authority on any matter related to capital markets during the last three years.

(c) Disclosure of Risk management

The Company has a well defined risk management framework in place. The Company periodically places before the Audit Committee and the Board, the key risks and the risk assessment and mitigation procedures followed by the Company.

(d) Whistle Blower Policy

The Company has formulated a policy for employees to report to the management concerns about unethical behavior, actual or suspected fraud or violation of the Company's code of conduct. The policy also lays down the mechanism to prohibit managerial personnel from taking adverse action against employees, who are disclosing in good faith alleged wrongful conduct on matter of public concern involving violation of law, mismanagement, misappropriation of public funds etc.

The Policy provides for adequate safeguards against victimization of employees who avail of the mechanism and also provides for direct access to the Chairman of the Audit Committee. It is affirmed that no personnel of the Company has been denied access to the Audit Committee

(e) Material Subsidiary

The Company has formulated a policy for determining material subsidiaries and the Policy is disclosed on the Company's website at the web link. <http://panamapetro.com/wp-content/uploads/2015/12/Subsidiary-Policy.pdf>

(f) Disclosure of Accounting Treatment

The Financial Statements have been prepared in accordance with Indian Accounting Standards (Ind AS) as per the Companies (Indian Accounting Standards) Rules, 2015 notified under Section 133 and other relevant provisions of the Act.

(g) Details of compliance with mandatory requirements

The Company has complied with all the mandatory requirements of the Listing Regulations relating to Corporate Governance and also complied with Clauses (b) to (i) of Regulation 46 (2) relating to the dissemination of

information on the website of the Company. A certificate from the practicing Company Secretary to this effect has been included in this report.

(h) Managing Director & CEO and the Chief Financial Officer certification

The Managing Director & CEO and the Chief Financial Officer have certified to the Board in accordance with Part B of Schedule II to the Listing Regulations pertaining to CEO/ CFO certification for the Financial Year ended March 31, 2018.

(i) Adoption of non mandatory requirements

The status of compliance with the non- mandatory requirements listed in Part E of Schedule II of the Listing Regulations, is as under

- **Separate post of Chairman and CEO**
The position of Chairman is separate from that of the Managing Director & CEO.
- **Reporting of Internal Auditor**
The Internal Auditor reports to the Audit Committee.
- **Audit qualifications**
The financial statements of the Company are with unmodified audit opinion.

12 MEANS OF COMMUNICATION

(a) Quarterly Results / Annual Results

The quarterly and the annual results, published in the format prescribed by the Listing Regulations read with the Circular issued thereunder, are approved and taken on record by the Board of Directors of the Company. The approved results are forthwith uploaded on the designated portals of the Stock Exchanges where the Company's shares are listed viz., NSE Electronic Application Processing System (NEAPS) of the National Stock Exchange of India Ltd. (NSE) and BSE Online Portal of BSE Ltd. (BSE). The results are also published within 48 hours either in Economic Times or Financial Express (English & Gujarati editions) and also displayed on the Company's website, www.panamapetro.com

(b) Posting of Information on the website of the Company:

The Annual / Quarterly results of the Company, Share Holding Pattern, and other official news are regularly posted on its website www.panamapetro.com

(c) The Management Discussion and Analysis Report forms a part of the Annual Report.

13 GENERAL SHAREHOLDERS INFORMATION

(a) Annual General Meeting

Day & Date : Monday, August 20, 2018
Time : 11.30 A.M.
Venue : Rajmahal Conference hall of Hotel Lords Plaza at C4/6, GIDC, Old National Highway No. 8, Ankleshwar

(b) Financial Year : April 2018 to March 2019

Financial Calendar

Events	Tentative time frame
Financial Reporting for the second quarter ending September 30, 2018	2nd week of November, 2018
Financial Reporting for the third quarter ending December 31, 2018	2nd week of February, 2019
Financial Reporting for the fourth quarter ending March 31, 2019	Last Week of May, 2019

(c) Dates of Book Closure:

August 17, 2018 to August 20, 2018 (Both days inclusive)

(d) Dividend Payment Date:

Interim - N.A

Final - within to 2 weeks from the declaration of the dividend

(e) Listing on Stock Exchanges:

Equity Shares

The Shares of the Company are listed on the BSE Limited & National Stock Exchange of India Ltd.

Stock Code:

BSE Limited: 524820

National Stock Exchange of India Limited: PANAMAPET

Demat ISIN Number for NSDL & CDSL: INE305C01029

The Company has paid the listing fees to these Stock Exchanges for the year 2017-18.

Global Depository Receipts(GDRs)

The GDRs of the Company are listed on Luxembourg Stock Exchange.

Security codes of GDRs

COMMON CODE : 065195372

ISIN : US6982941055

CUSIP : 698294105

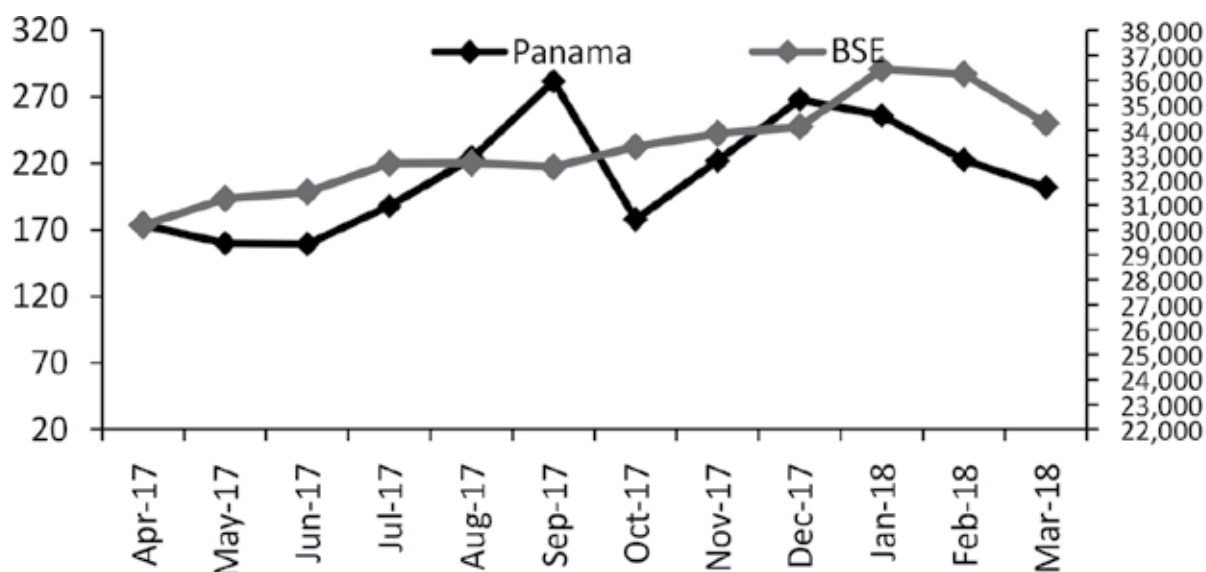
(f) Market Price Data:

High/ low of market price of the Company's equity shares traded on BSE during the last financial year April 1, 2017 to March 31, 2018 were as follows:

Month	High (₹) BSE	High (₹) NSE	Low (₹) BSE	Low (₹) NSE	Month	High (₹) BSE	High (₹) NSE	Low (₹) BSE	Low (₹) NSE
April	173.80	173.90	150.10	150.00	October	178.00	177.70	144.55	142.55
May	160.00	159.50	133.40	134.20	November	221.95	222.15	140.40	166.50
June	159.30	159.95	136.50	136.60	December	268.00	265.00	200.30	181.20
July	188.00	188.30	143.00	142.55	January	255.95	257.00	202.00	205.85
August	223.50	219.85	166.30	166.35	February	222.55	225.00	175.00	170.00
September	281.85	281.70	192.65	192.70	March	202.00	203.00	177.75	180.00

Source: www.bseindia.com & www.nseindia.com

(g) Performance in comparison to BSE SENSEX



(h) Registrar and Share Transfer Agent & Share Transfer System

The shares of the Company can be transferred by lodging Transfer Deeds and Share Certificates with the Registrars & Share Transfer Agents viz. M/s Bigshare Services Pvt. Ltd. (Address as mentioned below). The Shareholders have option of converting their holding in dematerialized form and effecting the transfer in dematerialized mode.

Name	Bigshare Services Pvt. Ltd.
Address	1st Floor, Bharat Tin Works Building, Opp.Vasant Oasis, Makwana Road, Marol, Andheri East, Mumbai-400059
Telephone No.	Ph. 91-22-62638200
E mail	info@bigshareonline.com

(i) Share Transfer System

The Company's shares are traded in the BSE Ltd. & National Stock Exchange of India Limited, compulsorily in Demat mode. Physical shares which are lodged with the Registrar & Transfer Agent or/ Company for transfer are processed and returned to the shareholders duly transferred within the time stipulated under the Listing Regulations subject to the documents being in order.

(j) Distribution of Shareholding as on March 31, 2018:

Shareholding of		Nominal Value of		Shareholders		Share Amount	
₹	₹	Number	% to Total	in ₹	% to Total		
(1)	(2)	(3)	(4)	(5)			
Up to 5,000		12886	95.39	8941716	7.39		
5,001	10,000	303	2.24	2102598	1.74		
10,001	20,000	170	1.26	2427512	2.00		
20,001	30,000	50	0.37	1264358	1.05		
30,001	40,000	24	0.18	841920	0.70		
40,001	50,000	14	0.10	617570	0.51		
50,001	100,000	24	0.18	1711306	1.41		
100,001 and Above		38	0.28	103080216	85.20		
Total		13509		120987196	100		

(k) Shareholding Pattern as on March 31, 2018

Category	Total Shares	Percentage
Alternate Investment Fund	50650	0.08
Clearing Member	203769	0.34
Corporate Bodies	749212	1.24
Corporate Bodies (Promoter Co)	2162595	3.58
Corporate Bodies NBFC	25	0.00
Directors	5437800	8.99
Directors Relatives	22346556	36.94
Financial Institution	1907	0.001
Foreign Inst. Investor	48813	0.08
Global Depository Receipts	18430087	30.47
Mutual Fund	102000	0.17
Trust	19702	0.03
Non Nationalised Banks	5282	0.01
Non Resident Indians	543103	0.90

Category	Total Shares	Percentage
Public	9823390	16.24
Government Companies	183192	0.30
Foreign Portfolio Investors	385515	0.64
Total	60493598	100.00

(I) Secretarial Audit

- M/s Milind Nirkhe & Associates, Practicing Company Secretaries have conducted a Secretarial Audit of the Company for the year 2017-18. Their Audit Report confirms that the Company has complied with the applicable provisions of the Companies Act, 2013 and the Rules made thereunder, Listing Regulations, applicable SEBI Regulations and other laws applicable to the Company. The Secretarial Audit Report forms part of the Directors' Report.
- Pursuant to Regulation 40 (9) of the Listing Regulations with the Stock Exchanges, certificates have been issued on a half-yearly basis, by a Company Secretary in practice.
- A Company Secretary in practice carries out a quarterly Reconciliation of Share Capital Audit, to reconcile the total admitted capital with National Securities Depository Ltd. (NSDL) and Central Depository Services (India) Ltd. (CDSL) and the total issued and listed capital. The audit confirms that the total issued/ paid-up capital is in agreement with the aggregate of the total number of shares in physical form and the total number of shares in dematerialized form (held with NSDL and CDSL).

(m) Dematerialization of shares and liquidity:

As on March 31, 2018 about 98.65% of the Company's equity paid-up capital had been dematerialized. Trading in equity shares of the Company at the Stock Exchange is permitted compulsorily in demat mode.

(n) Commodity price risk or foreign exchange risk and hedging activities:

During the year, the Company has managed foreign exchange risk and hedged to the extent considered necessary. Net open exposures are reviewed regularly and covered through forward contracts.

(o) Outstanding GDRs / ADRs / Warrants or any Convertible instruments, conversion date and likely impact on equity:

Outstanding GDRs as on March 31, 2018 are 4,91,469 representing 1,84,30,087 Equity shares constituting 30.47 % of the paid up share capital of the Company.

(p) Plant Locations:

The Company has the following units located at:

1. Plot No: 3303, GIDC Industrial Estate, Ankleshwar-393 002, Gujarat.
Tel: 91-2646-221 068 / 250 281 Email: ankl@panamapetro.com
2. Survey No: 78/2, Daman Industrial Estate, Unit III, Poly Cab Road, Village Kadaiya, Dist. Daman, Daman (UT)-396 210.
Tel: 91-260-329 1311 Email: daman@panamapetro.com
3. Plot No. H-12, M.I.D.C., Taloja, Navi Mumbai - 410208.
Tel: 91-22-27411456 Email: taloja@panamapetro.com
4. Plot No. 23 & 24 SEZ, Dahej, Bharuch District, Gujarat-392110.
Tel: 91-2641-320980 Email: dahej@panamapetro.com

(q) Address for Correspondence:

The shareholders may send their communication grievances / queries to the Registrar and Share Transfer Agents at their Address mentioned above or to the Company at:

Corporate Office:

Panama Petrochem Ltd.
401, Aza House, 24, Turner Road, Bandra (W), Mumbai - 400 050
Phone: 022- 42177777 Fax: 022- 42177788 Email: cs@panamapetro.com

By Order of the Board of Directors
For **Panama Petrochem Ltd.**

Date : May 25, 2018
Place : Mumbai

Amirali E. Rayani
Chairman
DIN:00002616

CEO Certificate on Corporate Governance

To,
The Members of
PANAMA PETROCHEM LIMITED

I, Amin A. Rayani, Managing Director & CEO of Panama Petrochem Limited hereby declare that all the members of the Board of Directors and senior management personnel have affirmed compliance with the Code of Conduct, as applicable to them, for the financial year ended March 31, 2018.

For **Panama Petrochem Ltd.**

Date : May 25, 2018
Place: Mumbai

Amin A. Rayani
Managing Director & CEO
DIN :00002652

Registered Office :
Plot No. 3303, GIDC Estate,
Ankleshwar - 393 002.

CEO & CFO Certification

To,
The Board of Directors,
PANAMA PETROCHEM LIMITED

We hereby certify that:

- (a) We have reviewed financial statements and the cash flow statement for the year ended March 31, 2018 and that to the best of our knowledge and belief:
 - i) these statements do not contain any materially untrue statement or omit any material fact or contain statements that might be misleading;
 - ii) these statements together present a true and fair view of the Company's affairs and are in compliance with existing accounting standards, applicable laws and regulations.
- (b) There are, to the best of our knowledge and belief, no transactions entered into by the company during the year which are fraudulent illegal or violative of the Company's code of conduct.
- (c) We accept responsibility for establishing and maintaining internal controls for financial reporting and that we have evaluated the effectiveness of internal control systems of the Company pertaining to financial reporting and we have disclosed to the Auditors and the Audit Committee, deficiencies in the design or operation of such internal controls, if any, of which we are aware and the steps we have taken or propose to take to rectify these deficiencies.
- (d) We have indicated to the Auditors and the Audit Committee:
 - i) significant changes in internal control over financial reporting during the year;
 - ii) significant changes in accounting policies during the year and that the same have been disclosed in the notes to the financial statements; and
 - iii) instances of significant fraud of which we have become aware and the involvement therein, if any, of the management or an employee having a significant role in the Company's internal control system over financial reporting.

For **Panama Petrochem Ltd.**

Amin A. Rayani
Managing Director & CEO
DIN :00002652

Date : May 25, 2018
Place: Mumbai

Pramod Maheshwari
CFO

Registered Office :
Plot No. 3303, GIDC Estate,
Ankleshwar - 393 002.

Practicing Company Secretary's Certificate on Corporate Governance

To
The Members of
PANAMA PETROCHEM LIMITED

We have examine the compliance of conditions of Corporate Governance by Panama Petrochem Limited ('the Company') for the year ended March 31, 2018 as stipulated on Securities and Exchange Board of India (Listing Obligations and disclosure Requirements) Regulation, 2015 ('Listing Regulations') as referred to in Regulation 15(2) of the Listing Regulations for the year ended March 31, 2018.

The compliance of conditions of Corporate Governance is the responsibility of the Management. Our examination was limited to procedures and implementation thereof, adopted by the Company for ensuring the compliance of the conditions of Corporate Governance. It is neither audit nor an expression of opinion on the financial statements of the Company.

In our opinion and to the best of our information and according to the explanations given to us, we certify that the Company has complied with the conditions of Corporate Governance as stipulated in the above - mentioned Listing Regulations.

We further state that such compliance is neither an assurance as to the future viability of the Company nor the efficiency or effectiveness with which the Management has conducted the affairs of the Company.

For MILIND NIRKHE & ASSOCIATES
Company Secretaries

MILIND NIRKHE
Membership No : 4156
CP NO : 2312

Date : May 25, 2018
Place: Mumbai

INDEPENDENT AUDITORS' REPORT

To the Members of Panama Petrochem Limited

Report on the Standalone Ind AS Financial Statements

We have audited the accompanying standalone Ind AS financial statements of Panama Petrochem Limited ("the Company"), which comprise the Balance Sheet as at 31 March, 2018, the statement of Profit and Loss (including other comprehensive income), the Statement of Changes in Equity and the Cash Flow Statement for the year then ended, and a summary of significant accounting policies and other explanatory information.

Management's Responsibility for the Standalone Ind AS Financial Statements

The Company's Board of Directors is responsible for the matters stated in Section 134(5) of the Companies Act, 2013 ("the Act") with respect to the preparation and presentation of these standalone Ind AS financial statements that give a true and fair view of the financial position, financial performance (including other comprehensive income), cash flows and changes in equity of the Company in accordance with the accounting principles generally accepted in India, including the Indian Accounting Standards (Ind AS) specified under section 133 of the Act, read with relevant rules issued thereunder. This responsibility also includes maintenance of adequate accounting records in accordance with the provisions of the Act for safeguarding the assets of the Company and for preventing and detecting frauds and other irregularities; selection and application of appropriate accounting policies; making judgments and estimates that are reasonable and prudent; and design, implementation and maintenance of adequate internal financial controls, that were operating effectively for ensuring the accuracy and completeness of the accounting records, relevant to the preparation and presentation of the standalone Ind AS financial statements that give a true and fair view and are free from material misstatement, whether due to fraud or error.

Auditor's Responsibility

Our responsibility is to express an opinion on these Standalone Ind AS financial statements based on our audit.

We have taken into account the provisions of the Act, the accounting and auditing standards and matters which are required to be included in the audit report under the provisions of the Act and the Rules made thereunder.

We conducted our audit in accordance with the Standards on Auditing specified under Section 143(10) of the Act. Those Standards require that we comply with ethical requirements and plan and perform the audit to obtain reasonable assurance about whether the standalone Ind AS financial statements are free from material misstatement.

An audit involves performing procedures to obtain audit evidence about the amounts and disclosures in the standalone Ind AS financial statements. The procedures selected depend on the auditor's judgment, including the assessment of the risks of material misstatement of the standalone Ind AS financial statements, whether due to fraud or error. In making those risk assessments, the auditor considers internal financial control relevant to the Company's preparation of the standalone Ind AS financial statements that give a true and fair view in order to design audit procedures that are appropriate in the circumstances. An audit also includes evaluating the appropriateness of accounting policies used and the reasonableness of the accounting estimates made by the Company's directors, as well as evaluating the overall presentation of the standalone Ind AS financial statements.

We believe that the audit evidence we have obtained is sufficient and appropriate to provide a basis for our audit opinion on the standalone Ind AS financial statements.

Opinion

In our opinion and to the best of our information and according to the explanations given to us, the aforesaid standalone Ind AS financial statements give the information required by the Act in the manner so required and give a true and fair view in conformity with the accounting principles generally accepted in India, of the state of affairs of the Company as at 31 March 2018 and its profit (including other comprehensive income), the changes in equity and its cash flows for the year ended on that date.

Report on Other Legal and Regulatory Requirements

1. As required by the Companies (Auditor's Report) Order, 2016 ("the Order") issued by the Central Government of India in terms of sub-section (11) of section 143 of the Act, we give in the "Annexure A" statement on the matters specified in paragraphs 3 and 4 of the Order, to the extent applicable.
2. As required by section 143(3) of the Act, we report that:
 - a. we have sought and obtained all the information and explanations which to the best of our knowledge and belief were necessary for the purposes of our audit;

- b. In our opinion, proper books of account as required by law have been kept by the Company so far as it appears from our examination of those books;
- c. The Balance Sheet, the Statement of Profit and Loss (including other comprehensive income), the Statement of changes in equity and the Cash Flow Statement dealt with by this Report are in agreement with the books of account;
- d. In our opinion, the aforesaid standalone Ind AS financial statements comply with the Indian Accounting Standards specified under Section 133 of the Act, read with relevant rules issued there under;
- e. On the basis of written representations received from the directors as on 31 March 2018 taken on record by the Board of Directors, none of the directors is disqualified as on 31 March 2018, from being appointed as a director in terms of Section 164(2) of the Act;
- f. With respect to the adequacy of the internal financial controls over financial reporting of the Company and the operating effectiveness of such controls, refer to our separate report in "Annexure B"; and
- g. With respect to the other matters to be included in the Auditor's Report in accordance with Rule 11 of the Companies (Audit and Auditors) Rules, 2014, in our opinion and to the best of our information and according to the explanations given to us:
 - i. The Company has disclosed the impact of pending litigations on its financial position in its financial statements – Refer Note 30 to the standalone Ind AS financial statements;
 - ii. The Company has made provision, as required under the applicable law or accounting standards, for material foreseeable losses, if any, on long-term contracts including derivative contracts – Refer Note 41 to the standalone Ind AS financial statements;
 - iii. There has been no delay in transferring amounts required to be transferred, to the Investor Education and Protection Fund by the Company.

For **Bhuta Shah & Co. LLP**
Chartered Accountants
Firm Reg. No.: W100100

Harsh Bhuta
Partner
Membership No.: 137888

Mumbai, May 25, 2018

"Annexure A"

referred to in paragraph 1 under "Report on Other Legal and Regulatory Requirements" of our report of even date

- (i) In respect of property, plant and equipments:
 - (a) The Company has maintained proper records showing full particulars, including quantitative details and situation of property, plant and equipments.
 - (b) As informed to us, the property, plant and equipments have been physically verified by the management during the period according to a phased programme. In our opinion, such programme is reasonable having regard to the size of the Company and the nature of its assets. No material discrepancies were noticed on such verification by the management as further informed to us.
 - (c) According to information & explanations given to us and on the basis of our examination of the records of the Company, the title deeds of immovable properties are held in the name of the Company.
- (ii) In respect of its inventories:

As informed to us, inventories have been physically verified during the year by the management and in our opinion, the frequency of verification is reasonable. In our opinion and on the basis of our examination of the records, the Company is generally maintaining proper records of its inventories. No material discrepancy was noticed on physical verification of stocks by the management as compared to book records.
- (iii) The Company has not granted loans, secured or unsecured, to companies, firms, limited liability partnerships or other parties covered in the register maintained under Section 189 of the Act and accordingly, the provisions of Clause (iii) (a) to (c) of Para 3 of the Order are not applicable to the Company.

- (iv) The Company has not granted any loan under section 185 of the Act. The Company has complied with the provisions of section 186 of the Act, with respect to the guarantees made. The Company has neither made any investment nor given any loans during the year.
- (v) According to the information and explanations given to us, the Company has not accepted any deposits from the public as per the provisions of section 73 to 76 of the Act and rules framed thereunder, and accordingly, the provisions of Clause (v) of Para 3 of the Order are not applicable to the Company.
- (vi) We have broadly reviewed accounts and records maintained by the Company pursuant to the rules made by the Central Government for the maintenance of cost records under section (1) of section 148 of the Act, related to manufacture of specialty petroleum products and are of the opinion that prima facie, the prescribed accounts and records have been made and maintained. We have, however, not made a detailed examination of records with a view to determine whether they are accurate.
- (viii) In respect of statutory dues:
- a) According to the information and explanations given to us and according to the records of the Company examined by us, in our opinion, the Company is generally regular in depositing with the appropriate authorities undisputed statutory dues including Provident Fund, Employees' State Insurance, Income-tax, Sales-tax, Wealth Tax, Service Tax, duty of Customs, duty of Excise, Value Added Tax, cess and any other statutory dues wherever applicable.
- According to the information and explanations given to us there were no outstanding statutory dues as on 31 March 2018 for a period of more than six months from the date they became payable.
- (b) According to the information and explanation given to us, there are no dues outstanding in respect of income tax, sales tax or wealth tax or value added tax which have not been deposited on account of any dispute.
- According to the information and explanations given to us, the following dues in respect of service tax, duty of customs and duty of excise, have not been deposited by the Company on account of disputes:

Name of the Statute	Nature of the Dues	Amount (INR in lakhs)	Period to which the amount relates	Forum where dispute is pending
Finance Act, 1994	Service Tax	2.42	F. Y. 2015-16	Addl. Commissioner Service Tax - I and II, Mumbai
Custom Act, 1962	Custom Duty, Fine and Penalty	109.96	F. Y. 2011-12	High Court, Mumbai
Central Excise Act, 1944	Central Excise Duty	66.51	April 2009 to November 2013	CESTAT, Ahmedabad
Central Excise Act, 1944	Central Excise Duty	23.17	December 2013 to October 2014	CESTAT, Ahmedabad
Central Excise Act, 1944	Central Excise Duty	0.27	October. 2015 to February 2016	Central Excise, Customs and Sales Tax, Bharuch.
Central Excise Act, 1944	Central Excise Duty	25.88	October 2015 to June 2017	The Commissioner Appeals CGST & Central Excise Commissionerate, Surat.
Central Excise Act, 1944	Central Excise Duty	37.44	November 2014 to September 2015	The Commissioner Appeals, Central Excise, Customs & Service Tax, Daman.

- (viii) In our opinion and according to the information and explanations given to us, the Company has not defaulted in the repayment of dues to banks. The Company did not have any borrowings from financial institutions, government or debenture holders.
- (ix) Based on our audit procedures and on the information and explanations given to us, the Company did not raise any money by way of initial public offer or further public offer (including debt instruments) during the year. According to the information and explanations given to us, the term loans raised have been applied by the Company during the year for the purposes for which they were raised.
- (x) Based upon the audit procedures performed and the information and explanations given by the management, no fraud by the Company and no material fraud on the Company by its officers or employees has been noticed or reported during the year.
- (xi) Based upon the audit procedures performed and the information and explanations given by the management, the managerial remuneration has been paid / provided in accordance with the requisite approvals mandated by the provisions of section 197 read with Schedule V to the Act.

- (xii) In our opinion and according to the information and explanations given to us, the Company is not a Nidhi company. Accordingly, the provisions of Clause (xii) of Para 3 of the Order are not applicable to the Company.
- (xiii) According to the information and explanations given to us and based on our examination of the records of the Company, transactions with the related parties are in compliance with sections 177 and 188 of the Act where applicable and details of such transactions have been disclosed in the financial statements as required by the applicable accounting standards.
- (xiv) According to the information and explanations given to us and based on our examination of the records of the Company, the Company has not made any preferential allotment or private placement of shares or fully or partly convertible debentures during the year.
- (xv) According to the information and explanations given to us and based on our examination of the records of the Company, the Company has not entered into non-cash transactions with directors or persons connected with the directors. Accordingly, the provisions of Clause (xv) of Para 3 of the Order are not applicable to the Company.
- (xvi) The Company is not required to be registered under section 45-IA of the Reserve Bank of India Act, 1934. Accordingly, clause 3 (xvi) of the Order is not applicable to the Company.

For **Bhuta Shah & Co. LLP**
Chartered Accountants
Firm Reg. No.: W100100

Harsh Bhuta
Partner
Membership No.: 137888

Mumbai, May 25, 2018

"Annexure B"

referred to in paragraph titled as "Report on the Internal Financial Controls under clause (i) of Sub- section 3 of Section 143 of the Companies Act, 2013" ("the Act")

We have audited the internal financial controls over financial reporting of Panama Petrochem Limited ("the Company") as of 31 March 2018 in conjunction with our audit of the standalone Ind AS financial statements of the Company for the year ended on that date.

Management's Responsibility for Internal Financial Controls

The Company's management is responsible for establishing and maintaining internal financial controls based on the internal control over financial reporting criteria established by the Company considering the essential components of internal control stated in the Guidance Note on Audit of Internal Financial Controls over Financial Reporting issued by the Institute of Chartered Accountants of India ('ICAI'). These responsibilities include the design, implementation and maintenance of adequate internal financial controls that were operating effectively for ensuring the orderly and efficient conduct of its business, including adherence to company's policies, the safeguarding of its assets, the prevention and detection of frauds and errors, the accuracy and completeness of the accounting records, and the timely preparation of reliable financial information, as required under the Act.

Auditors' Responsibility

Our responsibility is to express an opinion on the Company's internal financial controls over financial reporting based on our audit. We conducted our audit in accordance with the Guidance Note on Audit of Internal Financial Controls over Financial Reporting (the "Guidance Note") and the Standards on Auditing, issued by ICAI and deemed to be prescribed under section 143(10) of the Act, to the extent applicable to an audit of internal financial controls, both applicable to an audit of Internal Financial Controls and, both issued by the Institute of Chartered Accountants of India. Those Standards and the Guidance Note require that we comply with ethical requirements and plan and perform the audit to obtain reasonable assurance about whether adequate internal financial controls over financial reporting was established and maintained and if such controls operated effectively in all material respects.

Our audit involves performing procedures to obtain audit evidence about the adequacy of the internal financial controls system over financial reporting and their operating effectiveness. Our audit of internal financial controls over financial reporting included obtaining an understanding of internal financial controls over financial reporting, assessing the risk that a material weakness exists, and testing and evaluating the design and operating effectiveness of internal control based on the assessed

risk. The procedures selected depend on the auditor's judgment, including the assessment of the risks of material misstatement of the financial statements, whether due to fraud or error.

We believe that the audit evidence we have obtained is sufficient and appropriate to provide a basis for our audit opinion on the Company's internal financial controls system over financial reporting.

Meaning of Internal Financial Controls over Financial Reporting

A company's internal financial control over financial reporting is a process designed to provide reasonable assurance regarding the reliability of financial reporting and the preparation of financial statements for external purposes in accordance with generally accepted accounting principles. A company's internal financial control over financial reporting includes those policies and procedures that (1) pertain to the maintenance of records that, in reasonable detail, accurately and fairly reflect the transactions and dispositions of the assets of the company; (2) provide reasonable assurance that transactions are recorded as necessary to permit preparation of financial statements in accordance with generally accepted accounting principles, and that receipts and expenditures of the company are being made only in accordance with authorisations of management and directors of the company; and (3) provide reasonable assurance regarding prevention or timely detection of unauthorised acquisition, use, or disposition of the company's assets that could have a material effect on the financial statements.

Inherent Limitations of Internal Financial Controls Over Financial Reporting

Because of the inherent limitations of internal financial controls over financial reporting, including the possibility of collusion or improper management override of controls, material misstatements due to error or fraud may occur and not be detected. Also, projections of any evaluation of the internal financial controls over financial reporting to future periods are subject to the risk that the internal financial control over financial reporting may become inadequate because of changes in conditions, or that the degree of compliance with the policies or procedures may deteriorate.

Opinion

In our opinion, the Company has, in all material respects, an adequate internal financial controls system over financial reporting and such internal financial controls over financial reporting were operating effectively as at 31 March 2018, based on the internal control over financial reporting criteria established by the Company considering the essential components of internal control stated in the Guidance Note on Audit of Internal Financial Controls Over Financial Reporting issued by the Institute of Chartered Accountants of India.

For **Bhuta Shah & Co. LLP**
Chartered Accountants
Firm Reg. No. W100100

Harsh Bhuta
Partner
Membership No.: 137888

Mumbai, May 25, 2018

BALANCE SHEET AS AT 31 MARCH 2018

Particulars	Notes	As at 31 March 2018 ₹ In lakhs	As at 31 March 2017 ₹ In lakhs	As at 01 April 2016 ₹ In lakhs
Assets				
1. Non-current assets				
(a) Property, Plant and Equipment	3	8,607.20	8,169.10	7,946.16
(b) Capital work-in-progress	3	1,227.79	428.92	19.55
(c) Investment property	4	527.89	-	-
(d) Intangible Assets	5	-	-	-
(e) Financial Assets				
(i) Investments	6.1	5,196.81	5,287.87	5,426.17
(ii) Loans	6.3	-	-	-
(iii) Others	6.4	42.15	20.88	14.54
(f) Other non-current assets	8	120.37	29.00	56.30
Total Non Current Assets		15,722.21	13,935.77	13,462.72
2. Current assets				
(a) Inventories	7	39,462.10	22,980.12	13,549.01
(b) Financial Assets				
(i) Investments	6.1	-	-	-
(ii) Trade Receivables	6.2	27,855.69	17,619.37	13,454.21
(iii) Cash and cash equivalents	6.5	2,453.22	1,005.42	818.71
(iv) Bank Balances other than (iii) above	6.6	148.42	632.67	245.61
(v) Loans	6.3	56.44	115.92	87.22
(vi) Others	6.4	199.01	162.41	193.61
(c) Current Tax Assets (Net)	15	-	-	-
(d) Other Current Assets	8	3,827.58	1,121.04	2,102.29
(e) Assets classified as held for sale		-	-	-
Total Current Assets		74,002.46	43,636.95	30,450.67
Total Assets		89,724.67	57,572.72	43,913.39
Equity and Liabilities				
Equity				
(a) Equity Share Capital	9	1,209.87	806.58	806.58
(b) Other Equity	10	33,174.20	28,624.99	24,763.46
Total Equity		34,384.07	29,431.57	25,570.04
Liabilities				
1. Non-current Liabilities				
(a) Financial Liabilities				
(i) Borrowings		-	-	-
(b) Provisions	12	56.82	16.47	18.78
(c) Deferred Tax Liabilities (Net)	13	747.34	662.26	561.24
(d) Other Non-current Liabilities		-	-	-
Total Non -current Liabilities		804.16	678.73	580.02
2. Current Liabilities				
(a) Financial Liabilities				
(i) Borrowings	11.1	2,963.31	1,280.22	2,877.35
(ii) Trade Payables	11.2	49,697.86	25,289.26	14,446.87
(iii) Other Financial Liabilities	11.3	1,687.92	590.02	247.62
(b) Other Current Liabilities	14	102.42	48.68	69.80
(c) Provisions	12	13.66	12.44	26.13
(d) Current Tax Liabilities (Net)	15	71.27	241.80	95.56
Total Current Liabilities		54,536.44	27,462.42	17,763.33
Total Equity and Liabilities		89,724.67	57,572.72	43,913.39
Significant Accounting Policies	2			
The accompanying notes are an integral part of the financial statements				

As per our report of even date attached
For Bhuta Shah & Co. LLP
Chartered Accountants
Firm Registration No. W100100

CA. Harsh Bhuta
Partner
Membership No: 137888
Place : Mumbai
Date : 25 May, 2018

For and on behalf of the Board of Directors of Panama Petrochem Ltd.
Amirali E. Rayani
Chairman
DIN:00002616

Pramod Maheshwari
CFO
Place : Mumbai
Date : 25 May, 2018

Amin A. Rayani
Managing Director & CEO
DIN:00002652
Gayatri Sharma
Company Secretary & Compliance Officer

STATEMENT OF PROFIT AND LOSS FOR THE YEAR ENDED 31 MARCH 2018

Particulars	Notes	Year Ended 31 March 2018 ₹ In lakhs	Year Ended 31 March 2017 ₹ In lakhs
Income			
Revenue from operations	16	118,967.45	79,124.53
Other income	17	134.85	414.82
Total Income		119,102.30	79,539.35
Expenditure			
Cost of material consumed	18	92,106.75	58,999.82
Purchase of traded goods	19	8,403.85	2,408.97
Change in inventories of traded goods and finished goods	20	(355.60)	(750.67)
Excise duty	16	1,952.70	6,586.66
Employee benefits expense	21	718.91	597.81
Finance costs	22	1,150.95	659.00
Depreciation and Amortisation expense	23	343.39	316.04
Other expenses	24	6,427.26	4,440.61
Total Expenses		110,748.20	73,258.24
Profit for the year before tax		8,354.09	6,281.11
Tax expenses			
Current tax	39	2,832.00	2,075.00
Deferred tax	39	86.11	101.01
Short/(excess) provision of tax relating to earlier years		-	9.57
Total tax expenses		2,918.11	2,185.58
Profit for the year from continuing operations		5,435.98	4,095.53
Other Comprehensive Income			
A) Items that will not be reclassified subsequently to profit or loss			
(i) Re-measurement gains/(losses) on defined benefit plans		(2.93)	-
(ii) Equity instruments through other comprehensive income		3.82	8.70
(iii) Income tax related to above		1.01	-
Other Comprehensive Income		1.91	8.70
Total Comprehensive Income		5,437.89	4,104.23
Basic and Diluted earnings per share in ₹ (face value of ₹ 2 each) (Refer Note 38)		8.99	6.77
Significant Accounting Policies			
The accompanying notes are an integral part of the financial statements.			

As per our report of even date
For Bhuta Shah & Co. LLP

Chartered Accountants
Firm Registration No. W100100

CA. Harsh Bhuta

Partner
Membership No: 137888

Place : Mumbai
Date : 25 May, 2018

For and on behalf of the Board of Directors of Panama Petrochem Ltd.
Amirali E. Rayani

Chairman
DIN:00002616

Pramod Maheshwari

CFO

Place : Mumbai
Date : 25 May, 2018

Amin A. Rayani

Managing Director & CEO
DIN:00002652

Gayatri Sharma

Company Secretary & Compliance Officer

CASH FLOW STATEMENT FOR THE YEAR ENDED 31 MARCH 2018

Particulars	31 March 2018 ₹ In lakhs	31 March 2017 ₹ In lakhs
A. Cash Flows from operating activities		
Profit before tax from continuing operation	8,354.09	6,281.11
<u>Adjustments for -</u>		
Depreciation on property, plant and equipment and investment property	343.39	316.04
Finance costs	1,150.95	659.00
(Profit)/ loss on sale of property, plant and equipment (net)	(1.57)	(59.00)
Profit on sale of current investments (net)	(7.33)	(37.16)
Unrealized foreign exchange loss/(gain)	1,045.70	(538.37)
Interest income	(34.70)	(110.68)
Dividend income	(1.87)	(2.07)
Lease rental	(58.89)	(2.47)
Bad debts, provision for doubtful debts	23.74	(6.59)
Operating profit before working capital changes	10,813.51	6,499.82
(Increase)/ decrease in trade receivables	(10,063.23)	(4,194.39)
(Increase)/ decrease in inventories	(16,481.98)	(9,431.11)
(Increase)/ decrease in loans and advances	31.81	(41.85)
(Increase)/ decrease in other current assets	(2,701.33)	992.82
Increase/ (decrease) in trade Payables	23,155.07	11,403.46
Increase/ (decrease) in other financial liabilities and provisions	1,122.75	307.47
Increase/ (decrease) in other liabilities	-	-
Cash generated from operations	5,876.60	5,536.22
Income tax paid	(3,002.53)	(1,938.33)
Net cash flow from operating activity (A)	2,874.07	3,597.89
B. Cash flows from investing activities		
Additions to property, plant and equipment and investment property	(2,137.82)	(928.44)
Sales of property, plant and equipment	4.46	65.44
Sale of current investments	102.21	184.16
Redemption/ maturity of bank deposits (having original maturity of more than three months)	471.55	(388.31)
Advances given to subsidiary	(26.20)	(11.53)
Repayment of Advance given to subsidiary received	11.53	49.54
Interest received	39.44	115.86
Rent received	58.89	2.47
Dividend received	1.87	2.07
Net cash flow from/(used in) investing activities (B)	(1,474.07)	(908.75)
C. Cash flows from financing activities		
Proceeds/ (Repayment) from/ of short-term borrowing (net)	1,683.09	(1,597.13)
Interest paid	(1,160.90)	(675.75)
Dividend paid	(400.45)	(202.90)
Dividend tax paid	(82.10)	(41.05)
Net cash flow from/(used in) financing activities (C)	39.64	(2,516.83)
Net increase/ (decrease) in cash and cash equivalents (A+B+C)	1,439.64	172.30
Effect of exchange differences on cash & cash equivalents held in foreign currency	11.00	13.16
Cash and cash equivalents at the beginning of the year	1,026.28	840.82
Cash and cash equivalents at the end of the year	2,476.92	1,026.28

CASH FLOW STATEMENT (CONT.....)

Particulars	31 March 2018 ₹ In lakhs	31 March 2017 ₹ In lakhs
Components of Cash and Cash Equivalents		
Cash on hand	2.61	6.34
With banks		
- on current accounts	2,450.61	999.08
- on deposit accounts	-	-
- on unpaid dividend accounts *	23.70	20.86
Total Cash and Cash Equivalents (refer note 6.5)	2,476.92	1,026.28

* The company can utilize these balances only towards the settlement of the respective unpaid dividend.

Note :

The Cash Flow Statement has been prepared under the "Indirect Method" as set out in Ind AS 7 specified under section 133 of the Companies Act, 2013.

Previous year's figures have been regrouped/rearranged wherever necessary to make them comparable with those of current year.

As per our report of even date attached
For Bhuta Shah & Co. LLP

Chartered Accountants
Firm Registration No. W100100

CA. Harsh Bhuta

Partner
Membership No: 137888

Place : Mumbai
Date : 25 May, 2018

For and on behalf of the Board of Directors of Panama Petrochem Ltd.
Amirali E. Rayani

Chairman
DIN:00002616

Pramod Maheshwari

CFO

Place : Mumbai
Date : 25 May, 2018

Amin A. Rayani

Managing Director & CEO
DIN:00002652

Gayatri Sharma

Company Secretary & Compliance Officer

STATEMENT OF CHANGES IN EQUITY FOR THE YEAR ENDED 31 MARCH 2018
Equity Share Capital
₹ In lakhs

Balance as at 1 April 2016	806.58
Changes in equity share capital during the year	-
Balance as at 31 March 2017	806.58
Changes in equity share capital during the year (Bonus Issue)	403.29
Balance as at 31 March 2018	1,209.87

Other Equity

	Reserves and Surplus				
	Investment Allowance Reserve	Capital Redemption Reserves	Securities Premium Account	General reserve	Retained earnings
Balance as at 1 April 2016	0.24	55.35	9,366.42	1,157.99	14,183.46
Profit for the year	-	-	-	-	4,095.53
Other comprehensive income	-	-	-	-	8.70
Restated balance at the beginning of the reporting Period	-	-	-	-	-
Total Comprehensive income for the year	0.24	55.35	9,366.42	1,157.99	18,287.69
Dividend for 2015-2016	-	-	-	-	201.65
Dividend tax on Dividend for Previous Years	-	-	-	-	(1.14)
Dividend tax on Dividend for 2015-2016	-	-	-	-	42.19
Transfer from retained earnings/General Reserve	-	-	-	-	-
					242.70
Balance as at 31 March 2017	0.24	55.35	9,366.42	1,157.99	18,044.99
Profit for the year	-	-	-	-	5,435.98
Other comprehensive income	-	-	-	-	1.91
Bonus shares issued	-	(55.35)	(347.94)	-	-
		(55.35)	(347.94)	-	5,437.89
Dividend for 2016-2017	-	-	-	-	403.29
Dividend tax on Dividend for 2016-2017	-	-	-	-	82.10
Balance as at 31 March 2018	0.24	-	9,018.48	1,157.99	22,997.49

Notes :

- Investment Allowance Reserve : This reserve represents Govt grants received against investments.
- Capital Redemption Reserves : This reserve represents buy back of equity shares in previous years.
- Securities Premium : Premium collected on issue of securities are accumulated as part of securities premium.
- General Reserve : General reserve froms part of the retained earnings and is permitted to be distributed to shareholders as dividned.
- Retained Earning : This represents profits remaning after all appropriations. This is free reserve and can be used for distribution of profits.

As per our report of even date attached
For Bhuta Shah & Co. LLP

Chartered Accountants
Firm Registration No. W100100

CA. Harsh Bhuta

Partner
Membership No: 137888

Place : Mumbai
Date : 25 May, 2018

For and on behalf of the Board of Directors of Panama Petrochem Ltd.
Amirali E. Rayani

Chairman
DIN:00002616

Pramod Maheshwari

CFO

Place : Mumbai
Date : 25 May, 2018

Amin A. Rayani

Managing Director & CEO
DIN:00002652

Gayatri Sharma

Company Secretary & Compliance Officer

NOTES TO FINANCIAL STATEMENTS FOR THE YEAR ENDED 31 MARCH 2018

1. Company Information

Panama Petrochem Limited ("the Company") is a public limited Company domiciled in India. The registered office of the Company is at Plot No. 3303, GIDC Estate, Ankleshwar 393002, Gujarat, India and corporate office at 401, Aza House, Turner Road, Bandra West, Mumbai 400050. The Company was incorporated on 9 March 1982.

The Company is engaged in the manufacture of specialty petroleum products for diverse user industries like printing, textiles, rubber, pharmaceuticals, cosmetics, power and other industrial oil.

The equity shares of the Company are listed on the National Stock Exchange (NSE) and Bombay Stock Exchange (BSE) in India. The Global Depository Receipts (GDRs) of the Company are listed on the Luxembourg stock exchange.

Authorisation of financial statements

The standalone financial statements were authorised for issue in accordance with a resolution of the Board of Directors passed on 25 May 2018.

2. Significant Accounting Policies:**(A) Basis of Preparation of Financial Statements**

- (i) **Compliance with Ind AS:** The standalone financial statements have been prepared to comply, in all material aspects, with the Indian Accounting Standards (Ind AS) notified under Section 133 of the Companies Act, 2013, read with Companies (Indian Accounting Standards) Rules, 2015 and the relevant provisions of the Companies Act, 2013.

These Financial Statements are the first financial statements of the Company under Ind AS refer note 42 for an explanation of how the transition from previous Generally Accepted Accounting Principles (IGAAP) to Ind AS has affected the Company's financial position, financial performance and cash flows.

- (ii) **Classification of assets and liabilities:** All assets and liabilities have been classified as current or non-current based on the Company's normal operating cycle and other criteria set out in the Schedule III to the Companies Act, 2013. Deferred tax assets and liabilities are classified as non-current on net basis.

- (iii) **Historical cost convention:** The financial statements have been prepared on going concern basis under the historical cost convention except:

- (a) certain financial instruments (including derivative instruments) and
- (b) defined benefit plans

Which are measured at fair value at the end of each reporting period, as explained in the accounting policies below.

- (iv) **Functional and presentation currency :** The Company's functional and presentation currency is Indian Rupee (INR). All amounts disclosed in the financial statements and notes have been rounded off to the nearest lakhs (₹ lakhs), except otherwise indicated.

- (v) **Fair value measurement:** The Company measures certain financial assets and financial liabilities including derivatives and defined benefit plans at fair value.

Fair value is the price that would be received to sell an asset or paid to transfer a liability in an orderly transaction between market participants at the measurement date. The fair value measurement is based on the presumption that the transaction to sell the asset or transfer the liability take place either

- (a) in the principal market for the asset or liability or
- (b) in the absence of a principal market, in the most advantageous market for the asset or liability.

The fair value of an asset or a liability is measured using the assumptions that market participants would use when pricing the asset or liability, assuming that market participants act in their economic best interest.

All assets and liabilities for which fair value is measured or disclosed in the financial statements are categorised within the fair value hierarchy, described as follows, based on the lowest level input that is significant to the fair value measurement as a whole:

NOTES TO FINANCIAL STATEMENTS FOR THE YEAR ENDED 31 MARCH 2018

Level 1 - Quoted (unadjusted) market prices in active markets for identical assets or liabilities.

Level 2 - Valuation techniques for which the lowest level input that is significant to the fair value measurement is directly or indirectly observable.

Level 3 - Valuation techniques for which the lowest level input that is significant to the fair value measurement is unobservable.

For assets and liabilities that are recognised in the financial statements on a recurring basis, the Company determines whether transfers have occurred between levels in the hierarchy by re-assessing categorisation (based on the lowest level input that is significant to the fair value measurement as a whole) at the end of each reporting period.

(B) Property, Plant and Equipment

- (i) Freehold land is carried at historical cost and all other property, plant and equipment are shown at cost (net of adjustable taxes) less accumulated depreciation and accumulated impairment losses. The cost of an asset comprises of its purchase price, non refundable / adjustable purchase taxes and any cost directly attributable to bringing the asset into the location and condition necessary for it to be capable of operating in the manner intended by the management, the initial estimate of any decommissioning obligation, if any and for assets that necessarily take a substantial period of time to get ready for their intended use, finance costs. The purchase price is the aggregate amount paid and the fair value of any other consideration given to acquire the asset. The cost also includes trial run cost and other operating expenses such as freight, installation charges etc. The projects under construction are carried at costs comprising of costs directly attributable to bringing the asset to the location and condition necessary for it to be capable of operating in the manner intended by management and attributable borrowing costs.
- (ii) Lease arrangements for land are identified as finance lease, in case such arrangements result in transfer of the related risks and rewards to the Company classifies land lease arrangement with a term in excess of 99 years as a finance lease.
- (iii) Stores and spares which meet the definition of property, plant and equipment and satisfy the recognition criteria of Ind AS 16 are capitalised as property, plant and equipment.
- (iv) When significant parts of plant and equipment are required to be replaced at intervals, the Company depreciates them separately based on their specific useful lives.
- (v) An item of property, plant and equipment and any significant part initially recognised is derecognised upon disposal or when no future economic benefits are expected from its use or disposal. Any gain or loss arising on derecognition of the asset (calculated as the difference between the net disposal proceeds and the carrying amount of the asset or significant part) is included in the Statement of Profit and Loss when the asset is derecognised.
- (vi) In line with the provisions of Schedule II to the Companies Act, 2013, the Company depreciates significant components of the main asset (which have different useful lives as compared to the main asset) based on the individual useful life of those components. Useful life for such components of property, plant and equipment has been assessed based on the historical experience and internal technical inputs.
- (vii) Depreciation on property, plant and equipment is provided as per written down value method based on useful life prescribed under Schedule II to the Companies Act, 2013. The Company has assessed the estimated useful lives of its property, plant and equipment and has adopted the useful lives and residual value as prescribed in Schedule II.

The property, plant and equipment acquired under finance lease are depreciated over the period of lease. Depreciation on stores and spares specific to an item or property, plant and equipment is based on life of the related property, plant and equipment. In other cases, the stores and spares are depreciated over their estimated useful life based on the technical assessment.

- (viii) The residual values and useful lives of property, plant and equipment are reviewed at each financial year end, and changes, if any, are accounted prospectively.

(C) Investment Property

Investment properties are properties held to earn rentals and / or for capital appreciation (including property under construction for such purpose). Investment properties are measured initially at cost, including transaction costs. Subsequent to initial recognition, investment properties are measured in accordance with the requirements of Ind AS 16 for cost model.

NOTES TO FINANCIAL STATEMENTS FOR THE YEAR ENDED 31 MARCH 2018

An investment property is derecognised upon disposal or when the investment property is permanently withdrawn from use and no future economic benefits are expected from the disposal. Any gain or loss arising on derecognition of the property is included in the Statement of Profit and Loss in the period in which the property is derecognised.

Depreciation on investment property is provided as per written down value method based on estimated useful life which is considered at 60 years based on internal assessment.

(D) Intangible Assets

Intangible assets acquired separately are measured on initial recognition at cost. Following initial recognition, intangible assets are carried at cost less accumulated amortization and accumulated impairment losses, if any.

Intangible assets namely computer software is amortized at the rate of 33.33 % on a straight line basis over the estimated useful economic life.

Gains or losses arising from derecognition of an intangible asset are measured as the difference between the net disposal proceeds and the carrying amount of the asset and are recognized in the Profit and Loss Statement when the asset is derecognized.

(E) Borrowing Costs

Borrowing costs are charged to Statement of Profit and Loss except to the extent attributable to acquisition / construction of an asset that necessarily takes a substantial period of time to get ready for its intended use or sale.

Borrowing costs consist of interest and other costs that an entity incurs in connection with the borrowing of funds. Borrowing cost also includes exchange differences to the extent regarded as an adjustment to the borrowing costs.

(F) Impairment of Non-financial Assets

At each balance sheet date, an assessment is made of whether there is any indication of impairment.

If any indication exists, or when annual impairment testing for an asset is required, the Company estimates the asset's recoverable amount. An asset's recoverable amount is the higher of an asset's or cash-generating unit's (CGU) fair value less costs of disposal and its value in use. Recoverable amount is determined for an individual asset, unless the asset does not generate cash inflows that are largely independent of those from other assets or groups of assets.

When the carrying amount of an asset or CGU exceeds its recoverable amount, the asset is considered impaired and is written down to its recoverable amount.

In assessing value in use, the estimated future cash flows are discounted to their present value using a pre-tax discount rate that reflects current market assessments of the time value of money and the risks specific to the asset. In determining fair value less costs of disposal, recent market transactions are taken into account. If no such transactions can be identified, an appropriate valuation model is used.

The Company bases its impairment calculation on detailed budgets and forecast calculations, which are prepared separately for each of the Company's CGUs to which the individual assets are allocated.

(G) Non-current Assets held for sale

Non-current assets classified as held for sale are measured at the lower of carrying amount and fair value less costs to sell.

Non-current assets are classified as held for sale if their carrying amounts will be recovered through a sale transaction rather than through continuing use. This condition is regarded as met only when the sale is highly probable and the assets are available for immediate sale in their present condition subject only to terms that are usual and customary for sale of such assets.

Property, plant and equipment and intangible assets are not depreciated or amortised once classified as held for sale.

NOTES TO FINANCIAL STATEMENTS FOR THE YEAR ENDED 31 MARCH 2018

(H) Inventories

Inventories are valued as follows:

Raw materials	Lower of cost or net realizable value. However, materials and other items held for use in the production of inventories are not written down below cost if the finished products in which they will be incorporated are expected to be sold at or above cost. Cost is determined on a First In First Out (FIFO) basis. Cost of raw materials comprises of cost of purchase (net of discount) and other cost in bringing the inventory to their present location and condition excluding Cenvat credit / Countervailing duty. Customs duty on stock lying in bonded warehouse is included in cost.
Work-in-progress and Finished goods	Lower of cost and net realizable value. Cost includes direct materials and labour and a proportion of manufacturing overheads based on normal operating capacity. Cost of finished goods includes excise duty. Cost is determined on a First In First Out (FIFO) basis.

Net realizable value is the estimated selling price in the ordinary course of business, less estimated costs of completion and estimated costs necessary to make the sale.

(I) Revenue Recognition

Revenue is recognised to the extent that it is probable that the economic benefits will flow to the Company and the revenue can be reliably measured. The following specific recognition criteria must also be met before revenue is recognized:

(i) Sale of Goods:

Revenue is recognised when the significant risks and rewards of ownership of the goods have passed to the buyer. The Company collects sales taxes and value added taxes/goods & service tax (VAT/GST) on behalf of the government and, therefore, these are not economic benefits flowing to the Company. Hence, they are excluded from revenue. Excise duty deducted from revenue (gross) is the amount that is included in the revenue (gross) and not the entire amount of liability arising during the year.

(ii) Interest income:

Revenue is recognised on a time proportion basis taking into account the amount outstanding and the rate applicable. Interest income is included under the head "other income" in the Statement of Profit and Loss.

(iii) Dividend income:

Revenue is recognized when the shareholders' right to receive payment is established by the reporting date. Dividend income is included under the head "other income" in the Statement of Profit and Loss.

(iv) Rental Income:

Revenue is recognised on the basis of income arising from operating lease of investment properties is accounted for on a straight-line basis over the lease unless the payments are structured to increase in line with the expected general inflation to compensate for the lessor's expected inflationary cost increases and is included in the head "other income" in the Statement of Profit and Loss.

(v) Others:

Revenue is recognised in respect of export incentives, insurance / other claims etc., when it is reasonably certain that the ultimate collection will be made.

(J) Expenditure on Research and Development

Revenue expenditure on Research and Development is charged to Statement of Profit and Loss under the appropriate heads of expenses. Expenditure relating to property, plant and equipment are capitalised under respective heads.

(K) Foreign Currency Transactions

(i) Initial Recognition

Foreign currency transactions are recorded in the reporting currency, by applying to the foreign currency amount the exchange rate between the reporting currency and the foreign currency at the date of the transaction.

(ii) Conversion

Foreign currency monetary items are retranslated using the exchange rate prevailing at the reporting date. Non-monetary items, which are measured in terms of historical cost denominated in a foreign currency, are reported using the exchange rate at the date of the transaction. Non-monetary items, which are measured at fair value

NOTES TO FINANCIAL STATEMENTS FOR THE YEAR ENDED 31 MARCH 2018

or other similar valuation denominated in a foreign currency, are translated using the exchange rate at the date when such value was determined.

(iii) Exchange Differences

Exchange differences arising on the settlement of monetary items or on reporting such monetary items of Company at rates different from those at which they were initially recorded during the year, or reported in financial statements, are recognized as income or as expenses in the year in which they arise.

(iv) Forward Contracts

The premium or discount arising at the inception of forward exchange contracts is amortized as expense or income over the life of the contract. Exchange differences on such contracts are recognised in the Statement of Profit and Loss in the year in which the exchange rates change. Any profit or loss arising on cancellation or renewal of forward exchange contract is recognised as income or as expense for the year.

(L) Employee Benefits**Post Retirement Benefits**

The Company operates the following post-employment schemes:

- (a) defined benefit plan - gratuity
- (b) defined contribution plan - provident fund

Defined benefit plan - Gratuity obligation

Post-employment benefits (benefits which are payable on completion of employment) are measured on a discounted basis by the Projected Unit Credit Method on the basis of actuarial valuation annually.

The liability or asset recognised in the Balance Sheet in respect of defined benefit gratuity plan is the present value of the defined benefit obligation at the end of the reporting period less fair value of plan assets.

Re-measurement gains and losses arising from experience adjustments and changes in actuarial assumptions are recognised in the period in which they occur, directly in Other Comprehensive Income. They are included in retained earnings in the Statement of Changes in Equity and in the Balance Sheet.

Defined contribution plan

Retirement benefits in the form of Provident Fund is a defined contribution scheme and the contributions are charged to the Profit and Loss Account of the year when the contributions to the respective fund are due. There are no other obligations other than the contribution payable to the respective fund.

(M) Leases

The determination of whether an arrangement is, or contains, a lease is based on the substance of the arrangement at the inception date, whether fulfillment of the arrangement is dependent on the use of a specific asset(s) or the arrangement conveys a right to use the asset, even if the right is not explicitly specified in an arrangement.

(a) As Company is the lessee

Leases in which the Company does not transfer substantially all the risks and benefits of ownership of the asset are classified as operating leases. Assets subject to operating leases are included in fixed assets. Lease income on an operating lease is recognized in the Profit and Loss Statement on a straight-line basis over the lease term. Costs, including depreciation, are recognized as an expense in the Profit and Loss Statement. Initial direct costs such as legal costs, brokerage costs, etc. are recognized immediately in the Profit and Loss Statement.

(b) Company is the lessor

Leases in which the Company does not transfer substantially all the risks and benefits of ownership of the asset are classified as operating leases. Assets subject to operating leases are included in fixed assets. Lease income on an operating lease is recognized in the Profit and Loss Statement on a straight-line basis over the lease term. Costs, including depreciation, are recognized as an expense in the Profit and Loss Statement. Initial direct costs such as legal costs, brokerage costs, etc. are recognized immediately in the Profit and Loss Statement.

(N) Taxation

Income tax expense comprises of current tax expense and the net change in the deferred tax asset or liability during the year.

NOTES TO FINANCIAL STATEMENTS FOR THE YEAR ENDED 31 MARCH 2018

- (a) Current income tax is measured at the amount expected to be paid to the tax authorities in accordance with the Income-tax Act, 1961 enacted in India.
- (b) Deferred Tax: Deferred income tax is recognised using the balance sheet approach. Deferred income tax assets and liabilities are recognised for deductible and taxable temporary differences arising between the tax base of assets and liabilities and their carrying amount.

Deferred tax liabilities are recognised for all taxable temporary differences. Deferred tax assets are recognised for all deductible temporary differences, the carry forward of unused tax credits and any unused tax losses. Deferred tax assets are recognised to the extent that it is probable that taxable profit will be available against which the deductible temporary differences, and the carry forward of unused tax credits and unused tax losses can be utilised.

The carrying amount of deferred tax assets is reviewed at each reporting date and reduced to the extent that it is no longer probable that sufficient taxable profit will be available to allow all or part of the deferred tax asset to be utilised. Unrecognised deferred tax assets are re-assessed at each reporting date and are recognised to the extent that it has become probable that future taxable profits will allow the deferred tax asset to be recovered.

Deferred tax assets and liabilities are measured at the tax rates that are expected to apply in the year when the asset is realised or the liability is settled, based on tax rates (and tax laws) that have been enacted or substantively enacted at the reporting date. Deferred tax assets and deferred tax liabilities are off set if a legally enforceable right exists to set off current tax assets against current tax liabilities and the deferred taxes relate to the same taxable entity and the same taxation authority.

- (c) Minimum Alternate Tax (MAT) paid in a year is charged to the Statement of Profit and Loss as current tax. The Company recognizes MAT credit available as an asset only to the extent there is convincing evidence that the Company will pay normal income tax during the specified period, i.e., the period for which MAT Credit is allowed to be carried forward. In the year in which the Company recognizes MAT Credit as an asset in accordance with the Guidance Note on Accounting for Credit Available in respect of Minimum Alternate Tax under the Income Tax Act, 1961, the said asset is created by way of credit to the Profit and Loss Statement and shown as "MAT Credit Entitlement." The Company reviews the "MAT Credit Entitlement" asset at each reporting date and writes down the asset to the extent the Company does not have convincing evidence that it will pay normal tax during the sufficient period.

(O) Segment Reporting

The Company prepares its segment information in conformity with the accounting policies adopted for preparing and presenting the financial statements of the Company as a whole.

(P) Earning per share

Basic earnings per share are calculated by dividing the net profit or loss for the period attributable to equity shareholders (after deducting attributable taxes) by the weighted average number of equity shares outstanding during the year. The weighted average number of equity shares outstanding during the year is adjusted for events, if any, such as bonus issue, bonus elements in a rights issue to existing shareholders, shares split and reverse share split (consolidation of shares).

For the purpose of calculating diluted earnings per share, the net profit or loss for the period attributable to equity shareholders and the weighted average number of shares outstanding during the period are adjusted for the effects of all dilutive potential equity shares.

(Q) Provisions

Provisions are recognised when the Company has a present obligation (legal or constructive) as a result of past events, for which it is probable that an outflow of resources will be required to settle the obligation and a reliable estimate of the amount can be made.

A provision is recognized when an enterprise has a present obligation as a result of past event; it is probable that an outflow of resources will be required to settle the obligation, in respect of which a reliable estimate can be made. Provisions are not discounted to its present value and are determined based on best estimate required to settle the obligation at the balance sheet date. These are reviewed at each balance sheet date and adjusted to reflect the current best estimates

NOTES TO FINANCIAL STATEMENTS FOR THE YEAR ENDED 31 MARCH 2018

Contingent liabilities are disclosed in the case of:

- a) a present obligation arising from the past events, when it is not probable that an outflow of resources will be required to settle the obligation;
- b) a present obligation arising from the past events, when no reliable estimate is possible;
- c) a possible obligation arising from past events, unless the probability of outflow of resources is remote.

Contingent assets are not recognised but disclosed in the financial statements when an inflow of economic benefits is probable.

(R) Financial Instruments

"Financial assets and financial liabilities are recognised when the Company becomes a party to the contractual provisions of the instruments."

I. Financial Assets

A. Initial recognition and measurement :

Financial assets are initially measured at fair value. Transaction costs that are directly attributable to the acquisition of the financial asset [other than financial assets at fair value through profit or loss (FVTPL)] are added to the fair value of the financial assets. Purchases or sales of financial assets that require delivery of assets within a time frame established by regulation or convention in the market place (regular way trades) are recognised on the trade date, i.e., the date that the Company commits to purchase or sell the asset. Transaction costs of financial assets carried at FVTPL are expensed in the Statement of Profit and Loss.

B. Subsequent measurement:

For purposes of subsequent measurement, financial assets are classified in the following categories:

- (i) Debt instruments at amortised cost

A 'debt instrument' is measured at the amortised cost if both the following conditions are met:

- a) The asset is held within a business model whose objective is to hold assets for collecting contractual cash flows, and
- b) Contractual terms of the asset give rise on specified dates to cash flows that are Solely Payments of Principal and Interest (SPPI) on the principal amount outstanding.

After initial measurement, such financial assets are subsequently measured at amortised cost using the Effective Interest Rate (EIR) method. Amortised cost is calculated by taking into account any discount or premium and fees or costs that are an integral part of the EIR. The EIR amortisation is included in finance income in the Statement of Profit and Loss. The losses arising from impairment are recognised in the Statement of Profit and Loss. This category generally applies to trade and other receivables.

- (ii) Debt instruments included within the Fair Value Through Profit or Loss (FVTPL) category are measured at fair value with all changes recognised in the Statement of Profit and Loss.
- (iii) Equity instruments: All equity instruments within the scope of Ind-AS 109 are measured at fair value. Equity instruments which are classified as held for trading are measured at FVTPL. For all other equity instruments, the Company decides to measure the same either at Fair Value Through Other Comprehensive Income (FVTOCI) or FVTPL. The Company makes such selection on an instrument-by-instrument basis. The classification is made on initial recognition and is irrevocable.

For equity instruments measured at FVTOCI, all fair value changes on the instrument, excluding dividends, are recognised in Other Comprehensive Income (OCI). There is no recycling of the amounts from OCI to Statement of Profit and Loss, even on sale of such instruments.

- iv) Equity instruments included within the FVTPL category are measured at fair value with all changes recognised in the Statement of Profit and Loss.

C. De-recognition:

A financial asset (or, where applicable, a part of a financial asset or part of a group of similar financial assets) is primarily de-recognised (i.e. removed from the Company's balance sheet) when:

NOTES TO FINANCIAL STATEMENTS FOR THE YEAR ENDED 31 MARCH 2018

- the rights to receive cash flows from the asset have expired, or
- the Company has transferred its rights to receive cash flows from the asset or has assumed an obligation to pay the received cash flows in full without material delay to a third party under a 'pass-through' arrangement, and either:
 - (i) the Company has transferred substantially all the risks and rewards of the asset, or
 - (ii) the Company has neither transferred nor retained substantially all the risks and rewards of the asset, but has transferred control of the asset.

D. Impairment of financial assets:

In accordance with Ind-AS 109, the Company applies Expected Credit Loss (ECL) model for measurement and recognition of impairment loss on trade receivables and other advances. The Company follows 'simplified approach' for recognition of impairment loss on these financial assets. The application of simplified approach does not require the Company to track changes in credit risk. Rather, it recognises impairment loss allowance based on lifetime ECLs at each reporting date, right from its initial recognition.

II. Financial Liabilities

A. Initial recognition and measurement:

Financial liabilities are classified at initial recognition as :

- (i) financial liabilities at fair value through profit or loss,
- (ii) loans and borrowings, payables, net of directly attributable transaction costs or
- (iii) derivatives designated as hedging instruments in an effective hedge, as appropriate.

The Company's financial liabilities include trade and other payables, loans and borrowings including derivative financial instruments.

B. Subsequent Measurement :

The measurement of financial liabilities depends on their classification, as described below:

- (i) **Borrowings:** Borrowings are initially recognised at fair value, net of transaction costs incurred. Borrowings are subsequently measured at amortised cost. Any difference between the proceeds (net of transaction costs) and the redemption amount is recognised in the Statement of Profit and Loss over the period of the borrowings using the effective interest method. Fees paid on the establishment of loan facilities are recognised as transaction costs of the loan to the extent that it is probable that some or all of the facility will be drawn down. In this case, the fee is deferred until the draw down occurs.

Borrowings are removed from the Balance Sheet when the obligation specified in the contract is discharged, cancelled or expired. The difference between the carrying amount of a financial liability that has been extinguished and the consideration paid is recognised in the Statement of Profit and Loss as other gains / (losses).

Borrowings are classified as current liabilities unless the Company has an unconditional right to defer settlement of the liability for at least twelve months after the reporting period. Where there is a breach of a material provision of a long-term loan arrangement on or before the end of the reporting period with the effect that the liability becomes payable on demand on the reporting date, the entity does not classify the liability as current, if the lender has agreed, after the reporting period and before the approval of the financial statements for issue, not to demand payment as a consequence of the breach.

- (ii) **Trade and other payables:** These amounts represent liabilities for goods and services provided to the Company prior to the end of financial period which are unpaid. The amounts are unsecured and are usually paid within twelve months of recognition. Trade and other payables are presented as current liabilities unless payment is not due within twelve months after the reporting period. They are recognised initially at their fair value and subsequently measured at amortised cost using the effective interest method.
- (iii) **Derivative financial instruments:** The Company uses derivative financial instruments, such as foreign exchange forward contracts to hedge its foreign currency risks. Such derivative financial instruments are initially recognised at fair value on the date on which a derivative contract is entered into and are subsequently re-measured at fair value at the end of each reporting period. Derivatives are carried as financial assets when the fair value is positive and as financial liabilities when the fair value is negative.

NOTES TO FINANCIAL STATEMENTS FOR THE YEAR ENDED 31 MARCH 2018**Hedge Accounting:**

The Company designates certain hedging instruments which include derivatives, embedded derivatives and non derivatives in respect of foreign currency risk, as either fair value hedges, cash flow hedges or hedges of net investments in foreign operations. At the inception of the hedge relationship, the Company documents the relationship between the hedging instruments and the hedged item, along with its risk management objectives and its strategy for undertaking various hedge transactions. Furthermore, at the inception of the hedge and on an ongoing basis, the Company documents whether the hedging instrument is highly effective in offsetting changes in fair values or cash flows of the hedged item attributable to the hedged risk.

C. De-recognition

A financial liability is derecognised when the obligation under the liability is discharged or cancelled or expires. When an existing financial liability is replaced by another, from the same lender, on substantially different terms, or the terms of an existing liability are substantially modified, such an exchange or modification is treated as the derecognition of the original liability and the recognition of a new liability. The difference in the respective carrying amounts is recognised in the Statement of Profit and Loss.

D. Offsetting of financial instruments

Financial assets and financial liabilities are offset and the net amount is reported in the balance sheet if there is a currently enforceable legal right to offset the recognised amounts and there is an intention to settle on a net basis, to realise the assets and settle the liabilities simultaneously.

(S) First-time adoption-mandatory exceptions, optional exemptions**Overall Principle**

The Company has prepared the opening Balance Sheet as per Ind AS as of the transition date which is 1st April, 2016, by

- (a) recognising all assets and liabilities whose recognition is required by Ind AS;
- (b) not recognising items of assets or liabilities which are not permitted by Ind AS;
- (c) reclassifying items from previous GAAP to Ind AS as required under Ind AS; and
- (d) applying Ind AS in measurement of recognised assets and liabilities.

However, this principle is subject to certain exceptions and certain optional exemptions availed by the Company as detailed below:

1. De-recognition of financial assets and liabilities

The Company has applied the de-recognition requirements of financial assets and liabilities prospectively for transactions occurring on or after 1st April, 2016 (date of transition).

2. Classification of debt instruments

The Company has determined the classification of debt instruments in terms of whether they meet the amortised cost criteria or the FVTPL criteria based on the facts and circumstances that existed as of the transaction date.

3. Impairment of financial assets

The Company has applied the impairment requirements of Ind AS 109 retrospectively; however, as permitted by Ind AS 101, it has used reasonable and supportable information that is available without undue cost or effort to determine the credit risk at the date that financial instruments were initially recognised in order to compare it with the credit risk at the transition date. Further, the company has not undertaken an exhaustive search for information when determining, at the date of transition to Ind AS, whether there have been significant increases in credit risk since initial recognition, as permitted by Ind AS 101.

4. Deemed cost for property, plant and equipment, investment property and intangible assets

The Company has elected to continue with the carrying value of all of its property, plant and equipment, investment property and intangible assets recognised as of 1st April, 2016 measured as per the previous GAAP and use that carrying value as its deemed cost as of the transition date.

NOTES TO FINANCIAL STATEMENTS FOR THE YEAR ENDED 31 MARCH 2018

5. Equity investments at FVTOCI

The Company has designated investment in equity shares as at FVTOCI on the basis of facts and circumstances that existed at the transition date.

The Company has elected to measure investment in subsidiary at cost.

6. Determining whether an arrangement contains a lease

The Company has applied Appendix C of Ind AS 17 determining whether an arrangement contains a lease to determine whether an arrangement existing at the transition date contains a lease on the basis of facts and circumstances existing at that date.

Significant accounting judgements, estimates and assumptions

The preparation of the Company's financial statements requires management to make judgements, estimates and assumptions that affect the reported amounts of revenues, expenses, assets and liabilities and the accompanying disclosures, and the disclosure of contingent liabilities. Uncertainty about these assumptions and estimates could result in outcomes that require a material adjustment to the carrying amount of assets or liabilities affected in future periods.

Judgements

In the process of applying the Company's accounting policies, management has made the following judgements, which have the most significant effect on the amounts recognised in the financial statements:

- (a) Operating lease commitments – Company as lessor;
- (b) Assessment of functional currency;
- (c) Evaluation of recoverability of deferred tax assets

Estimates and assumptions

The following are the key assumptions concerning the future and other key sources of estimation uncertainty at the end of the reporting period that may have a significant risk of causing a material adjustment to the carrying amounts of assets and liabilities within the next financial year :

- a) Useful lives of property, plant and equipment, investment property and intangible assets;
- b) Fair value measurements of financial instruments ;
- c) Impairment of non-financial assets;
- d) Taxes;
- e) Defined benefit plans (gratuity benefits);
- f) Provisions;
- g) Valuation of inventories;
- h) Contingencies

NOTES TO FINANCIAL STATEMENTS FOR THE YEAR ENDED 31 MARCH 2018
03. Tangible assets
₹ In lakhs

	Freehold land	Leasehold Land	Factory Building	Non Factory Building	Plant & Equipment	Office Equipment	Computers	Furniture and fixtures	Vehicles	Total
Cost or valuation At 1 April 2016	6.19	2,857.53	1,412.61	2,485.30	2,237.16	106.10	76.17	273.89	447.08	9,902.03
Additions	-	-	77.82	45.15	257.02	10.37	5.88	68.66	80.53	545.43
Other adjustments	-	-	-	(5.86)	-	-	-	-	(31.77)	-37.63
At 31 March 2017	6.19	2,857.53	1,490.43	2,524.59	2,494.18	116.47	82.05	342.55	495.84	10,409.83
Additions	-	4.04	146.16	-	998.22	10.20	5.97	61.78	85.90	1,312.27
Other adjustments	-	-	-	-	-	-	-	-	(36.07)	(36.07)
Re-classification to Investment Property	-	-	-	(578.63)	-	-	-	-	-	(578.63)
At 31 March 2018	6.19	2,861.57	1,636.59	1,945.96	3,492.40	126.67	88.02	404.33	545.67	11,107.40
Depreciation										
At 1 April 2016	-	326.10	299.55	186.52	645.06	72.18	65.27	119.89	241.30	1,955.87
Charge for the year	-	36.17	44.59	39.65	94.88	11.70	6.13	32.67	50.26	316.05
Other adjustments	-	-	-	(1.01)	-	-	-	-	(30.18)	(31.19)
At 31 March 2017	-	362.27	344.14	225.16	739.94	83.88	71.40	152.56	261.38	2,240.73
Re-classification to Investment Property	-	-	-	(41.60)	-	-	-	-	-	(41.60)
Charge for the year	-	36.23	46.30	31.48	103.02	11.42	8.22	38.68	58.90	334.25
Other adjustments	-	-	-	-	-	-	-	-	(33.18)	(33.18)
At 31 March 2018	-	398.50	390.44	215.04	842.96	95.30	79.62	191.24	287.10	2,500.20
Net Block										
At 31 March 2017	6.19	2,495.26	1,146.29	2,299.43	1,754.24	32.59	10.65	189.99	234.46	8,169.10
At 31 March 2018	6.19	2,463.07	1,246.15	1,730.92	2,649.44	31.37	8.40	213.09	258.57	8,607.20
Capital work-in-progress										
At 31 March 2017	-	-	7.22	214.78	142.05	-	-	3.23	61.64	428.92
At 31 March 2018	-	-	-	1,227.79	-	-	-	-	-	1,227.79

Notes:-
3.1 Factory Building includes those constructed on leasehold land:

 At 31 March 2017
 At 31 March 2018

3.2 Non Factory Building includes those constructed on leasehold land:

 At 31 March 2017
 At 31 March 2018

3.3 Non Factory Building Re-classified as investment properties as per Ind AS 40

At 31 March 2018

3.4 Capital expenditure on research & development

a) Addition to fixed assets includes capital assets of ₹ 13.14 lakhs (31 March 2017 : ₹ 25.52 lakhs)

b) Gross block includes fixed assets in research & development (R&D) unit

Furniture ₹ 4.08 lakhs (31 March 2017 : ₹ 4.08 lakhs)

Lab Equipments ₹ 93.24 lakhs (31 March 2017 : ₹ 80.10 lakhs)

Computer ₹ 00.55 lakh (31 March 2017 : ₹ 00.55 lakh)

Air Conditioner ₹ 1.13 lakhs (31 March 2017 : ₹ 1.13 lakhs)

3.5 The Board currently estimates that there are no components which have significantly different lives from the underlying primary assets

NOTES TO FINANCIAL STATEMENTS FOR THE YEAR ENDED 31 MARCH 2018

4. Investment Property

₹ in lakhs

I. Gross Carrying Amount

Deemed Cost as at 1st April, 2016	578.63
Additions	-
Deletions	-
Balance as at 31st March, 2017	578.63

II. Accumulated Depreciation and Impairment

Balance as at 1st April, 2016	32.45
Depreciation for the year	9.15
Accumulated depreciation on deletions	-
Balance as at 31st March, 2017	41.60

III. Net Carrying Amount as at 31st March, 2017

537.04

IV. Balance as at 1st April, 2017

578.63

Additions	-
Deletions	-
Balance as at 31st March, 2018	578.63

V. Accumulated Depreciation and Impairment

Balance as at 1st April, 2017	41.60
Depreciation for the year	9.15
Accumulated depreciation on deletions	-
Balance as at 31st March, 2018	50.75

VI. Net Carrying Amount as at 31st March, 2018

527.89

VII. Fair value of investment property as at 31st March, 2018

960.23

4.1 For investment property existing as on 1st April, 2016 i.e. date of transition to Ind AS, the Company has used Indian GAAP carrying value as deemed cost.

4.2 Information regarding income and expenditure of Investment Property

	2017-2018	2016-2017
	₹ in lakhs	₹ in lakhs
Rental income derived from investment properties	55.66	-
Direct operating expenses (including repairs and maintenance) generating rental income	6.24	-
Direct operating expenses (including repairs and maintenance) that did not generate rental income	-	-
Profit arising from investment properties before depreciation and indirect expenses	49.42	-
Less – Depreciation	9.15	-
Profit arising from investment properties before indirect expenses	40.27	-

5. Other Intangible Assets

I. Gross Carrying Amount

Deemed Cost as at 1st April, 2016	7.11
Additions	-
Deletions	-
Balance as at 31st March, 2017	7.11

II. Accumulated Depreciation and Impairment

Balance as at 1st April, 2016	7.11
Depreciation for the year	-
Accumulated depreciation on deletions	-
Balance as at 31st March, 2017	7.11

NOTES TO FINANCIAL STATEMENTS FOR THE YEAR ENDED 31 MARCH 2018

	₹ in lakhs
III. Net Carrying Amount as at 31st March, 2017	-
IV. Balance as at 1st April, 2017	-
Additions	-
Deletions	-
Balance as at 31st March, 2018	-
V. Accumulated Depreciation and Impairment	
Balance as at 1st April, 2017	7.11
Depreciation for the year	-
Accumulated depreciation on deletions	-
Balance as at 31st March, 2018	7.11
VI. Net Carrying Amount as at 31st March, 2018	-

6 Financial Assets

6.1 Non-current Investments (fully paid up)

	As at 31.03.2018 ₹ in lakhs	As at 31.03.2017 ₹ in lakhs	As at 01.04.2016 ₹ in lakhs
Investments in equity instruments (at FVTPL) Unquoted			
1,850 (31 March 2017 & 2016 : 1,850) fully paid equity shares of ₹ 10 each of Bharuch Enviro Infrastructure Limited	0.19	0.19	0.19
975 (31 March 2017 & 2016 : 975) Fully paid equity shares of ₹ 100 each of The Marol Co operative Industrial Estate Limited	0.98	0.98	0.98
33,018 (31 March 2017 & 2016 : 33,018) Fully Paid Equity Shares of AED 1,000 each of Panol Industries RMC FZE, UAE	5,185.62	5,185.62	5,185.62
	5,186.79	5,186.79	5,186.79
Aggregate amount of Unquoted Investments - gross	5,186.79	5,186.79	5,186.79
Aggregate amount of impairment in value of investments	-	-	-
Aggregate amount of Unquoted Investments - net	5,186.79	5,186.79	5,186.79
Quoted			
6,200 (31 March 2016 & 2015 : 6,200) fully paid equity shares of face value of ₹ 10 each of DCB Bank Limited	10.02	10.55	4.91
Nil (31 March 2017 : Nil 31 March 2016 29,500) fully paid equity shares of face value of ₹ 10 each of Apar Industries Ltd.	-	-	135.98
Nil (31 March 2017 : 1504 31 March 2016 1504) fully paid equity shares of face value of ₹ 10 each of Tide Water Oil (India) Ltd.	-	90.53	98.49
	10.02	101.08	239.38
Aggregate amount of Quoted Investments - gross	10.02	101.08	239.38
Aggregate amount of impairment in value of investments	-	-	-
Aggregate amount of Quoted Investments - net	10.02	101.08	239.38

NOTES TO FINANCIAL STATEMENTS FOR THE YEAR ENDED 31 MARCH 2018

	As at 31.03.2018 ₹ in lakhs	As at 31.03.2017 ₹ in lakhs	As at 01.04.2016 ₹ in lakhs
6.2 Trade Receivables			
Current			
Unsecured, Considered good	27,908.50	17,648.44	13,489.88
Considered doubtful	13.89	13.89	13.89
	27,922.39	17,662.33	13,503.77
Less: Allowance for doubtful debts	13.89	13.89	13.89
	27,908.50	17,648.44	13,489.88
Less: Impairment under expected credit loss	52.81	29.07	35.67
	27,855.69	17,619.37	13,454.21

The entity has used a practical expedient by computing the expected credit loss allowance for trade receivables based on a provision matrix. The provision matrix takes into account historical credit loss experience and adjusted for forward-looking information. The expected credit loss allowance is based on the ageing of the days the receivables are due and the rates as given in the provision matrix. The provision matrix at the end of the reporting period is as follow

Ageing	Expected credit loss (%)
0-180 days past due	5.09%
180-365 days past due	10.31%
More than 365 days past due	12.89%

Age of receivables	As at 31.03.2018 ₹ in lakhs	As at 31.03.2017 ₹ in lakhs	As at 31.03.2016 ₹ in lakhs
0-180 days past due	339.42	216.33	271.94
180-365 days past due	115.45	58.64	65.07
More than 365 days past due	183.44	93.29	117.34

Movement in the expected credit loss allowance

	Year ended 31.3.2018 ₹ in lakhs	Year ended 31.3.2017 ₹ in lakhs
Balance at the beginning of the year	29.07	35.67
Movement in expected credit loss allowance on trade receivables calculated at lifetime expected credit losses	23.74	(6.59)
Balance at the end of the year	52.81	29.07

6.3 Loans and advances

	As at 31.03.2018 ₹ in lakhs	As at 31.03.2017 ₹ in lakhs	As at 31.03.2016 ₹ in lakhs
Non-current			
Other Loans			
Unsecured, considered good	-	-	-
Current			
Other Loans			
Unsecured, considered good	56.44	115.92	87.22
	56.44	115.92	87.22

NOTES TO FINANCIAL STATEMENTS FOR THE YEAR ENDED 31 MARCH 2018

	As at 31.03.2018 ₹ in lakhs	As at 31.03.2017 ₹ in lakhs	As at 31.03.2016 ₹ in lakhs
6.4 Other Financial Assets			
Non-current			
Bank deposits with more than 12 months maturity	15.63	0.10	0.10
Security Deposits	26.52	20.78	14.44
	<u>42.15</u>	<u>20.88</u>	<u>14.54</u>
Current			
Security Deposits	145.18	139.89	127.90
Derivative Asset	21.38	-	-
Receivable against expenses incurred on behalf of subsidiary (Refer note)	26.20	11.53	49.54
Other Financial Assets	6.25	10.99	16.17
	<u>199.01</u>	<u>162.41</u>	<u>193.61</u>
	<u>241.16</u>	<u>183.29</u>	<u>208.15</u>
6.5 Cash and Cash Equivalents			
Balances with banks			
On Current accounts	2,116.58	937.55	813.19
Cheques in hand	334.03	61.53	-
Cash on hand	2.61	6.34	5.52
	<u>2,453.22</u>	<u>1,005.42</u>	<u>818.71</u>
6.6 Other bank balances			
Deposit accounts with more than 3 months but less than 12 months maturity	124.73	611.81	223.50
Security against guarantee / margin money deposits	-	-	-
Unpaid dividend accounts	23.70	20.86	22.11
	<u>148.42</u>	<u>632.67</u>	<u>245.61</u>
7 Inventories			
Raw Material	37,144.85	21,077.30	12,394.31
Finished Goods	624.17	401.64	630.63
Traded Goods	1,550.05	1,416.98	437.32
Packing Material	143.03	84.20	86.75
	<u>39,462.10</u>	<u>22,980.12</u>	<u>13,549.01</u>
8 Other Assets			
Non-current			
Capital Advances	120.37	29.00	56.30
Others including duties and taxes receivable (other than Cenvat & GST Balance)	-	-	-
	<u>120.37</u>	<u>29.00</u>	<u>56.30</u>
Current			
Cenvat / GST balances	3,210.57	588.86	736.57
Advances to vendors	444.56	434.60	1,196.75
Others including duties and taxes receivable (other than Cenvat balances)	172.45	97.58	168.97
	<u>3,827.58</u>	<u>1,121.04</u>	<u>2,102.29</u>

NOTES TO FINANCIAL STATEMENTS FOR THE YEAR ENDED 31 MARCH 2018

9 Equity Share Capital

Authorised shares

12,77,50,000 (31 March 2017 : 12,77,50,000, 31 March 2016 : 12,77,50,000 equity shares of ₹ 2 each)

As at 31.03.2018 ₹ in lakhs	As at 31.03.2017 ₹ in lakhs	As at 31.03.2016 ₹ in lakhs
2,555.00	2,555.00	2,555.00

Issued shares

6,04,93,598 (31 March 2017 : 4,03,29,065, 31 March 2016 : 4,03,29,065 equity shares of ₹ 2 each)

1,209.87	806.58	806.58
----------	--------	--------

Subscribed and fully paid-up shares

6,04,93,598 (31 March 2017 : 4,03,29,065, 31 March 2016 : 4,03,29,065 equity shares of ₹ 2 each)

1,209.87	806.58	806.58
----------	--------	--------

a) Reconciliation of number of shares

	Nos.	₹ in lakhs
As at 1.4.2016	40,329,065	806.58
Issued during the year	-	-
As at 31.3.2017	40,329,065	806.58
Issued during the year (Bonus)	20,164,533	403.29
As at 31.3.2018	60,493,598	1,209.87

b) Rights, preferences and restrictions attached to equity shares

The Company has only one class of equity shares having a par value of ₹ 2 per share. Each holder of equity shares is entitled to one vote per share, however the holders of global depository receipts (GDR's) do not have any voting rights in respect of shares represented by the GDR's till the shares are held by the custodian bank. The company declares and pays dividends in Indian rupees. The dividend proposed by the Board of Directors is subject to the approval of the shareholders in the ensuing Annual General Meeting.

In the event of liquidation of the company, the holders of equity shares will be entitled to receive assets in proportion to the number of equity shares held by the shareholders.

c) Details of shareholders holding more than 5% of equity shares

	As at 31.03.2018		As at 31.03.2017		As at 31.03.2016	
	No of Shares	% holding in the class	No of Shares	% holding in the class	No of Shares	% holding in the class
Equity Shares of ₹ 2 each fully paid up Ms. Shelina Arif Rayani	4,182,412	6.91%	2,788,275	6.91%	2,788,275	6.91%
Shares held by Custodian as against which global depository receipts have been issued (Citi Bank N.A.)	18,430,087	30.47%	12,286,725	30.47%	12,286,725	30.47%

10. Other Equity

Investment Allowance Reserve

Balance at the beginning & at the end of the year

As at 31.03.2018 ₹ in lakhs	As at 31.03.2017 ₹ in lakhs	As at 31.03.2016 ₹ in lakhs
0.24	0.24	0.24
0.24	0.24	0.24

Capital Redemption Reserves

Balance at the beginning of the year

Less:- Utilized for Bonus Issue

Balance at the end of the year

55.35	55.35	55.35
55.35	-	-
-	55.35	55.35

NOTES TO FINANCIAL STATEMENTS FOR THE YEAR ENDED 31 MARCH 2018

	As at 31.03.2018 ₹ in lakhs	As at 31.03.2017 ₹ in lakhs	As at 31.03.2016 ₹ in lakhs
Securities Premium Account			
Balance at the beginning of the year	9,366.42	9,366.42	9,366.42
Less:- Utilized for Bonus Issue	347.94	-	-
Balance at the end of the year	9,018.48	9,366.42	9,366.42
General reserve			
Balance at the beginning of the year	1,157.99	1,157.99	1,157.99
Add: Transfer from surplus in the Statement of Profit and Loss	-	-	-
Balance at the end of the year	1,157.99	1,157.99	1,157.99
Surplus in the Statement of Profit and Loss			
Balance at the beginning of the year	18,044.99	14,183.46	12,383.05
Add: Profit / (Loss) for the year	5,435.98	4,095.53	2,019.66
Add/Less: Re-measurement of deferred tax on assets	-	-	(188.63)
Add/Less: Other comprehensive income arising from re-measurement of defined benefit obligation net of income tax	1.91	8.70	(28.01)
	23,482.88	18,287.69	14,186.07
Less: Appropriations			
Dividend Paid 2015-2016 (Amount Per share 50 paise)	-	201.65	-
Dividend Paid 2016-2017 (Amount Per share Re. 1/-)	403.29	-	-
Tax on Dividend Paid	82.10	42.19	-
Tax on Dividend of previous years	-	(1.14)	2.61
Total Appropriations	485.39	242.70	2.61
Net Retained earning	22,997.49	18,044.99	14,183.46
Total other equity	33,174.20	28,624.99	24,763.46

Notes

Investment Allowance Reserve	: Investment Allowance Reserve is a statutory reserve and can be utilise for further issue of capital.
Capital Redemption Reserves	: CRR is a statutory reserve created at the time of buy back of shares and can be utilise for further issue of capital.
Securities Premium	: Premium collected on issue of securities are accumulated as part of securities premium. Utilisation of such reserve is restricted by The Companies Act, 2013.
General Reserve	: General reserve forms part of the retained earnings and is permitted to be distributed to shareholders as dividend.
Retained Earning	: This represents profits remaining after all appropriations. This is free reserve and can be used for distribution of profits.

11 Financial Liabilities
11.1 Short-term Borrowings (Secured)

Cash Credits from banks	2,963.31	1,280.22	2,877.35
Secured by ;			
i) hypothecation of inventories, receivables and other current assets and			
ii) first pari-passu charge by way of equitable mortgage by deposit of title deeds of the Company's certain immovable properties at Ankleshwar, Daman, Marol industrial estate.			
The cash credit is repayable on demand and carried an interest rate of 9.75% to 13.75% p.a.			
	2,963.31	1,280.22	2,877.35

NOTES TO FINANCIAL STATEMENTS FOR THE YEAR ENDED 31 MARCH 2018

	As at 31.03.2018 ₹ in lakhs	As at 31.03.2017 ₹ in lakhs	As at 31.03.2016 ₹ in lakhs
11.2 Trade payables			
Current			
Trade payables			
Micro and Small Enterprises	-	-	-
Other than Micro and Small Enterprises	49,697.86	25,289.26	14,446.87
(Refer Note 32 for details of dues to micro and small enterprises)	49,697.86	25,289.26	14,446.87
11.3 Other Financial Liabilities			
Current			
Financial liabilities at fair value through profit or loss (FVTPL)			
Derivatives liabilities carried at fair value	-	280.46	3.16
Other Financial liabilities at amortised cost			
Unpaid dividends	23.70	20.86	22.11
Security deposit	43.22	15.00	1.00
Income tax deducted at source	57.38	44.05	24.89
Duties and taxes	1,477.68	208.39	174.26
Creditors for capital goods	85.94	21.26	22.20
	1,687.92	590.02	247.62
12 Provisions			
Non Current			
Provision for gratuity (Refer Note 34)	56.82	16.47	18.78
	56.82	16.47	18.78
Current			
Provision for gratuity (Refer Note 34)	13.66	12.44	9.63
Provision for CSR	-	-	16.50
	13.66	12.44	26.13
	70.48	28.91	44.91
13 Deferred Tax Liability (Net)			
Deferred Tax Liability	792.00	694.92	594.79
Deferred Tax Assets	44.66	32.66	33.55
Net Deferred Tax Liability	747.34	662.26	561.24
Deferred Tax Assets			
Deductible temporary differences			
Provision for doubtful debts and advances	4.81	4.81	4.81
Provision for ECL	18.28	10.06	12.34
Defined benefit obligation	21.38	17.78	16.40
Others	0.19	0.01	-
	44.66	32.66	33.55
Deferred Tax Liability			
Taxable temporary differences			
Property, plant and equipment and investment property	792.00	694.92	594.79
Investments	-	-	-
Provision for ECL	-	-	-
Other financial liabilities	-	-	-
	792.00	694.92	594.79

NOTES TO FINANCIAL STATEMENTS FOR THE YEAR ENDED 31 MARCH 2018

	As at 31.03.2018 ₹ in lakhs	As at 31.03.2017 ₹ in lakhs	As at 31.03.2016 ₹ in lakhs
14 Other Liabilities			
Current			
Advances from customers	85.58	48.68	69.80
Other payables	16.84	-	-
	102.42	48.68	69.80
15 Current tax assets and liabilities			
Current tax assets	-	-	-
	-	-	-
Current tax liabilities			
Income tax payable (Gross)	6,246.18	3,414.18	1,784.50
Less: Advance Tax Paid	6,174.91	3,172.37	1,688.94
	71.27	241.80	95.56
16 Revenue from Operations			
	2017-2018 ₹ in lakhs	2016-2017 ₹ in lakhs	
Sale of products			
Finished products	1,14,851.19	77,469.43	
Traded products	4,116.26	1,655.10	
	1,18,967.45	79,124.53	
Sale of goods includes excise duty collected from customers of ₹ 1,952.70 lakhs (Previous year ₹ 6,586.66 lakhs).			
17 Other Income			
Interest income	34.70	110.68	
Dividend income - Long-term investments	1.87	2.07	
Net gain on sale of investments	7.33	37.16	
Gain on fair valuation of unquoted shares	-	-	
Gain on Foreign Currency Transactions and Translation (net)	7.36	174.10	
Profit on sale of property, plant and equipments (net)	1.57	59.00	
Miscellaneous income	82.02	31.81	
	134.85	414.82	
18 Cost of Materials Consumed			
Raw material consumed			
Inventory at the beginning of the year	21,077.30	12,394.31	
Add : Purchases	1,06,088.45	65,912.61	
	1,27,165.75	78,306.92	
Less : Inventory at the end of the year	37,144.85	21,077.30	
Cost of raw material consumed	90,020.90	57,229.62	

NOTES TO FINANCIAL STATEMENTS FOR THE YEAR ENDED 31 MARCH 2018

	2017-2018 ₹ in lakhs	2016-2017 ₹ in lakhs
Packing material consumed		
Inventory at the beginning of the year	84.20	86.75
Add : Purchases	2,144.68	1,767.65
	2,228.88	1,854.40
Less : Inventory at the end of the year	143.03	84.20
Cost of packing material consumed	2,085.85	1,770.20
Total material consumed	92,106.75	58,999.82
Details of raw material consumed		
Base Oil	71,071.37	42,198.84
Others	18,949.53	15,030.78
	90,020.90	57,229.62
Details of inventory		
Base oil & Wax	37,144.85	21,077.30
Packing material	143.03	84.20
	37,287.88	21,161.50

Imported and indigenous raw materials consumed

	% of total consumption 31 March 2018	₹ In lakhs 31 March 2018	% of total consumption 31 March 2017	₹ In lakhs 31 March 2017
Imported	76%	68,165.20	76%	43,717.84
Indigenous	24%	21,855.70	24%	13,511.78
	100%	90,020.90	100%	57,229.62

	2017-2018 ₹ in lakhs	2016-2017 ₹ in lakhs
19 Purchase of Traded Goods		
Base oils	6,125.08	10.95
Waxes	2,278.77	2,398.02
	8,403.85	2,408.97
20 (Increase) / Decrease in Inventories		
Inventories at the end of the year		
Finished Goods	624.17	401.64
Traded Goods	1,550.05	1,416.98
	2,174.22	1,818.62
Inventories at the beginning of the year		
Finished Goods	401.64	437.32
Traded Goods	1,416.98	630.63
	1,818.62	1,067.95
	(355.60)	(750.67)
21 Employee Benefits Expense		
Salaries, Wages and Bonus	640.82	550.81
Contribution to employees' provident and other funds	26.59	23.87
Gratuity expense	39.51	10.89
Staff Welfare Expenses	11.98	12.24
	718.91	597.81

NOTES TO FINANCIAL STATEMENTS FOR THE YEAR ENDED 31 MARCH 2018

	2017-2018 ₹ in lakhs	2016-2017 ₹ in lakhs
22 Finance costs		
Interest	843.26	350.99
Bank charges	307.69	308.01
	1,150.95	659.00
23 Depreciation / Amortisation (Refer Note 3 and 4)		
Depreciation on property, plant and equipment	334.24	306.89
Depreciation on investment property	9.15	9.15
Amortisation of intangible assets	-	-
	343.39	316.04
24 Other Expenses		
Power and fuel	82.12	56.20
Water charges	7.18	3.90
Increase/(decrease) of excise duty on inventory	(32.53)	(8.97)
Repairs and maintenance		
Buildings	60.90	22.89
Machinery	101.67	50.85
Others	48.35	46.70
Insurance	198.05	120.21
Rent	97.48	54.20
Rates and taxes	22.55	21.69
Communication costs	46.29	40.55
Legal and professional fees	109.94	83.72
Payment to auditor (Refer details below)	15.75	15.25
Director sitting fees	7.75	5.90
Clearing and forwarding expenses	2,385.92	1,336.06
Freight outwards	1,880.53	1,105.84
Travelling and conveyance	228.17	172.02
Advertising and sales promotion	194.37	152.10
Brokerage and commission	268.62	278.41
Security charges	36.12	28.37
Bad debts and sundry balances written off	84.26	359.74
CSR expense and donation (Refer note 25)	119.39	65.62
Premium on forward exchange contract amortized	105.41	106.94
Exchange loss (net)	-	-
Miscellaneous expenses	358.97	322.42
	6,427.26	4,440.61
Payment to auditor (excluding service tax & GST)		
As auditor:		
Statutory audit and limited review fees	14.00	13.50
Tax audit fees	1.75	1.75
	15.75	15.25
25. The Company has spent Rs. 114.13 lakhs (Previous year Rs. 76.85 lakhs) towards Corporate Social Responsibility expenditure (including capital expenditure ₹ Nil, Previous year ₹ Nil) and debited the same to the Statement of Profit and Loss as against Rs. 74.08 lakhs computed as per the provisions of section 135(5) of the Companies Act, 2013.		
	31 March 2018	31 March 2017
	₹ in lakhs	₹ in lakhs
Amount to be spent during the year	74.08	63.00
Amount spent during the year	114.13	76.85

NOTES TO FINANCIAL STATEMENTS FOR THE YEAR ENDED 31 MARCH 2018

	2017-2018 ₹ in lakhs	2016-2017 ₹ in lakhs
26. Expenses on Scientific Research		
The Company has incurred total expenditure of Rs. 44.80 lakhs (previous year Rs. 74.91 lakhs) on account of Research & Development expenses the break up of which is as follows :		
(a) <u>Revenue Expenditure</u>		
Employment Cost	30.68	47.13
Laboratory Charges	0.98	2.26
TOTAL	31.66	49.39
(b) The Gross Block of Property, Plant and Equipment in Note 3 includes the following assets purchased for Research & Development:		
Furniture & Fixture	4.08	4.08
Laboratory Equipment	93.24	80.10
Computer & Accessories	0.55	0.55
Air Conditioner	1.13	1.13
	99.00	85.86
27. Value of imports calculated on CIF basis (accrual)		
Raw materials (Includes Goods in transit)	82,973.16	49,938.85
Traded goods	1,420.04	1,063.87
	84,393.19	51,002.72
28. Expenditure in foreign currency		
Brokerage & Commission	5.97	39.53
Bank Interest	435.98	205.83
Bank Charges	23.30	16.13
Travelling Expenses	13.16	2.82
Others	6.08	15.15
	484.49	279.46
29. Earnings in foreign exchange		
Exports at F.O.B Value	50,066.20	21,589.91
	50,066.20	21,589.91
30. Contingent Liabilities		
i) Service tax Matter disputed with the Deputy Commissioner of Service Tax (Dispute regarding demand raised on service tax payable on interest on usance charges for the period April 2012 to March 2016)	2.42	83.13
ii) Custom Matter disputed The Hon'ble High Court of Judicature, Mumbai	126.70	126.70
iii) Excise Matter disputed Central Excise, Customs and Sales Tax and Commissioner (Appeals) Daman & Surat.	168.35	89.95
iv) Bank Guarantees	1,981.75	3,429.14
v) Corporate Guarantees	5,853.97	3,241.93
	8,133.20	6,970.85

(The contingent liabilities, if materialized, shall entirely be borne by the company, as there is no likely reimbursement from any other party.)

NOTES TO FINANCIAL STATEMENTS FOR THE YEAR ENDED 31 MARCH 2018

	2017-2018 ₹ in lakhs	2016-2017 ₹ in lakhs
31. Capital and other commitments		
Estimated amount of contracts remaining to be executed on capital account and not provided for (net of advances)	1,134.97	-

32. Details of dues to micro and small enterprises as defined under the MSMED Act 2006 *	₹ in lakhs 31 March 2018	₹ in lakhs 31 March 2017	₹ in lakhs 31 March 2016
a. The principal amount and the interest due thereon remaining unpaid to any supplier as at the end of each accounting year			
- Principal amount due to micro and small enterprises	-	-	-
- Interest due on above	-	-	-
b. The amount of interest paid by the buyer in terms of section 16 of the Micro and Small enterprise Development Act, 2006, along with the amounts of the payment made to the supplier beyond the appointed day during each accounting year.	-	-	-
c. The amount of interest due and payable for the period of delay in making payment (which have been paid but beyond the appointed day during the year) but without adding the interest specified under Micro and Small Enterprise Development Act, 2006.	-	-	-
d. The amount of interest accrued and remaining unpaid at the end of each accounting year;	-	-	-
e. The amount of further interest remaining due and payable even in the succeeding years, until such date when the interest dues as above are actually paid to the small enterprise for the purpose of disallowance as a deductible expenditure under section 23 of the Micro and Small Enterprises Development Act, 2006.	-	-	-

*The company has initiated the process of identification of suppliers registered under Micro and Small Enterprise Development Act, 2006, by obtaining confirmations from all suppliers. Information has been collated only to the extent of information received as at the balance sheet date.

33. Details of loans given, investments made and guarantee given covered u/s 186 (4) of the Companies Act, 2013

Name of the company	Balance as at	
	31-Mar-18 ₹ in lakhs	31-Mar-17 ₹ in lakhs
Panol Industries RMC FZE, UAE (Bank Guarantee US \$ 25 lakhs PY US \$ 45 lakhs)	1,626.10	2,917.74
Panol Industries RMC FZE, UAE (Corporate Guarantee US \$ 90 lakhs PY US \$ 50 lakhs)	5,853.97	3,241.93

NOTES TO FINANCIAL STATEMENTS FOR THE YEAR ENDED 31 MARCH 2018
34. Employee Benefits:

i) Defined Contribution Plan:

Company's contribution to Provident Fund Rs. 22.85 lakhs (Previous year Rs. 21.21 lakhs)

The company also contributes to the following:

Employee State Insurance Contribution Fund : Rs. 3.75 lakhs (Previous year Rs. 2.67 lakhs)

ii) Defined Benefit Plan:

The following table sets out the funded status of the Gratuity Plan and the amounts recognised in the Company's financial statements:

	₹ In lakhs		
	As at 31 Mar 2018	As at 31 Mar 2017	As at 31 Mar 2016
(a) Change in the obligation benefits:			
Projected benefit obligation at the beginning of the year	99.71	82.33	73.90
Service Cost	12.44	9.63	8.68
Interest cost	6.07	5.55	4.87
Actuarial (Gains) / Losses on Obligations - Due to Change in Financial Assumptions	(4.87)	4.52	0.25
Actuarial (Gains) / Losses on Obligations - Due to Change in Demographic Assumptions	-	-	1.58
Actuarial (Gains) / Losses on Obligations - Due to Experience	7.82	(1.94)	0.63
Past Service Cost	25.49	-	-
Benefits paid	(0.87)	(0.39)	(7.58)
Projected benefit obligation at the end of the year	145.78	99.71	82.33
(b) Change in the plan assets:			
Fair value of the plan assets at the beginning of the year	70.79	53.92	42.50
Expected return on plan assets	4.50	6.88	1.42
Employer's contribution	-	10.00	10.00
Benefits paid	-	-	-
Return on plan assets, excluding interest income	-	-	-
Fair value of the plan assets at the end of the year	75.30	70.79	53.92
Funded status [Surplus / (Deficit)]	(70.48)	(28.91)	(28.41)
(c) Net Gratuity and other cost:			
Service cost	12.44	9.63	8.68
Past service cost and loss/(gain) on curtailments	25.49	-	-
Interest on defined benefit obligation	1.59	1.83	1.68
Interest income	-	-	-
Net gratuity cost	39.51	11.46	10.36
(d) Amounts recognised in the statement of other comprehensive income:			
Actuarial gain/(loss)	2.95	2.58	2.46
Return on plan assets, excluding interest income	(0.02)	(3.15)	1.77
Net income / (expense) for the period recognised in other comprehensive income	-	-	-
	2.93	(0.57)	4.23
(e) Category of Assets:			
Policy of Insurance	100%	100%	100%
	100%	100%	100%
(f) Assumptions used in accounting for the Gratuity Plan:			
	%	%	%
Discount rate	7.55%	7%	7.75%
Expected rate of return on plan assets	7.55%	7%	7.75%
Age of Retirement	58	58	58
Annual increase in salary cost	6%	6%	6%

NOTES TO FINANCIAL STATEMENTS FOR THE YEAR ENDED 31 MARCH 2018

35. Segment Information

A. Factors used to identify the entity's reportable segments, including the basis of organisation

For management purposes, as the Company is in the business of manufacturing and trading of specialty petroleum products, the Company has considered petroleum products as the only business segment for disclosure in this context of Indian Accounting Standard 108.

The Managing Director (MD) evaluates the Company's performance and allocates resources based on an analysis of various performance indicators by operating segment. The MD reviews revenue and gross profit as the performance indicator for the operating segment. However, the Company's finance (including finance cost and finance income) and income taxes are managed on a company as a whole basis and are not allocated to any segment.

Geographical segment of the organisation

For the purpose of geographical segment the sales are divided into two segments - within India and outside India. The accounting policies of the segments are the same as those described in Note 2 (O).

B. Information about reportable segment

The following table shows the distribution of the Company's reportable segment by geographical market, regardless of where the goods were produced:

Particulars	2017-2018			2016-2017		
	₹ in lakhs					
	Within India	Outside India	Total	Within India	Outside India	Total
Revenue						
Sales to external customers	67,653.44	51,314.01	118,967.45	56,846.15	22,278.38	79,124.53
Other segment information						
Segment Assets	82,406.37	7,292.30	89,698.67	54,649.34	2,911.85	57,561.19
Capital Expenditure:						
Additions to tangible & intangible fixed assets (Including CWIP)	1,312.27	-	1,312.27	545.43	-	545.43

36. Details of related party transactions in accordance with Ind AS 24 'Related Party Disclosures'

(a) Names of related parties with whom transactions have taken place during the year

Key Management Personnel

Amirali E Rayani
Amin A Rayani
Samir Rayani
Hussein Rayani

Relatives of key management personnel

Akbarali Rayani (Brother of Mr. Amirali E Rayani)
Vazirali Rayani (Brother of Mr. Amirali E Rayani)
Salimali Rayani (Brother of Mr. Amirali E Rayani)
Arif Rayani (Brother of Mr. Amin Rayani)
Nilima Kheraj (Sister of Mr. Samir Rayani)
Munira Rayani (Wife of Mr. Hussein Rayani)
Iqbal Rayani (Brother of Mr. Hussein Rayani)

Subsidiary (Wholly owned)

Panol Industries RMC FZE, UAE

NOTES TO FINANCIAL STATEMENTS FOR THE YEAR ENDED 31 MARCH 2018

(b) Transactions with Related Parties

Transaction with Key Managerial Personnel and relatives of Key Managerial Personnel

	2017-2018 ₹ In lakhs	2016-2017 ₹ In lakhs
--	-------------------------	-------------------------

Remuneration paid to Key Managerial Personnel

Amirali E Rayani	27.00	24.00
Amin A Rayani	24.30	21.00
Samir Rayani	21.75	18.00
Hussein Rayani	21.75	18.00

Remuneration paid to Relative of Key Managerial Personnel

Akbarali Rayani	5.40	5.40
Vazirali Rayani	5.40	5.40
Salimali Rayani	5.40	5.40
Arif Rayani	12.00	12.00
Nilima Kheraj	5.40	5.40
Munira Rayani	5.40	5.40
Iqbal Rayani	12.00	12.00

Payment of Rent

Rent paid to Key Managerial Personnel

Amin A Rayani	5.46	5.46
Samir Rayani	6.66	5.00

Rent paid to Relative of Key Managerial Personnel

Arif Rayani	3.10	3.10
-------------	------	------

Transaction with Subsidiary

Bank Guarantee Given (US \$ 25 Lakhs PY US \$ 45 Lakhs)	1,626.10	2,917.74
Corporate Guarantee Given (US \$ 90 Lakhs PY US \$ 50 Lakhs)	5,853.97	3,241.93
Reimbursement of expenses incurred on behalf of subsidiary	26.00	11.53
Purchases of Raw Material from subsidiary	16.30	-

Balances at the end of the year with wholly owned subsidiary

Receivable against expenses incurred on behalf	26.00	11.53
Payable against purchases	16.30	-

37. Leases

Operating Lease: company as lessee

The Company has entered into arrangements for taking on leave and license basis certain office premises and warehouses. The specified disclosure in respect of these agreements is given below :

Lease payments recognized in the profit and loss statement for the year	52.99	31.57
---	-------	-------

Notes:

- (i) There is no escalation clause in the lease agreement
- (ii) There are no restrictions imposed by lease arrangements
- (iii) There are no subleases

NOTES TO FINANCIAL STATEMENTS FOR THE YEAR ENDED 31 MARCH 2018

	2017-2018 ₹ In lakhs	2016-2017 ₹ In lakhs
38. Earnings per share (EPS)		
The following reflects the profit and share data used in the basic and diluted EPS computations :		
Profit after tax attributable to equity shareholders	5,435.98	4,095.53
Net profit for calculation of basic and diluted EPS	5,435.98	4,095.53
	No. of shares	No. of shares
Weighted average number of equity shares in calculating basic EPS	60,493,598	60,493,598
Basic Earnings per share	8.99	6.77
Diluted Earnings per share	8.99	6.77

The shareholders in the 35th Annual General Meeting held on 18 Sept 2017 approved the issue of bonus shares in the ratio of one equity share of Rs. 2/- each for two existing share of Rs. 2/- each held and accordingly the Company has allotted 2,01,64,533 number of equity shares on 5th October 2017. Pursuant to above, earnings per share (both basic and diluted) for the year ended and comparative period has been calculated after adjustment of number of bonus share issued in compliance with para 64 of Indian Accounting Standard (Ind AS)-33.

39. Tax expense
(a) Amounts recognised in the statement of profit and loss

Current tax expense		
Current year	2,832.00	2,075.00
Changes in estimates relating to prior years	-	9.57
	2,832.00	2,084.57
Deferred tax expense		
Origination and reversal of temporary differences	86.11	101.01
Change in tax rate	-	-
	86.11	101.01
Tax expense recognised in the statement of profit and loss	2,918.11	2,185.58

	2017-2018			2016-2017		
	Before Tax	Tax (expense) / benefit	Net of Tax	Before Tax	Tax (expense) / benefit	Net of Tax
(b) Amounts recognised in other comprehensive income						
Items that will not be reclassified to profit or loss:						
a) Re-measurements of the defined benefit plans	(2.93)	1.01	(1.91)	-	-	-
b) Equity instruments through other Comprehensive Income	3.82	-	3.82	8.70	-	8.70
Total	0.90	1.01	1.91	8.70	-	8.70

NOTES TO FINANCIAL STATEMENTS FOR THE YEAR ENDED 31 MARCH 2018

	2017-2018 ₹ In lakhs	2016-2017 ₹ In lakhs
(c) Reconciliation of effective tax rate		
Profit before tax	8,354.09	6,281.11
Statutory income tax rate	34.608	34.608
Tax using the Company's domestic tax rate	2,891.18	2,173.77
Increase due to change in tax rate	-	-
Tax effect of:		
Non-deductible tax expenses / disallowances under Income Tax Act	41.32	22.71
Tax-exempt income and deductions under Chapter VI A of Income Tax Act	(14.55)	(12.08)
Tax benefit u/s 35 (2AB) of Income Tax Act	(20.06)	(34.76)
Temporary difference recognised in deferred taxes	(66.33)	(62.96)
Tax payable at special rates		(10.65)
Others	0.56	(1.04)
Amounts recognised in other comprehensive income	(0.00)	(0.00)
	2,832.13	2,075.00

(d) Movement in deferred tax balances

	₹ In lakhs					
Particulars	Net balance 1.4.2017	Recognised in profit or loss	Recognised in OCI	Net balance 31.3.2018	Deferred tax asset	Deferred tax liability
Property, plant and equipment and intangible assets	694.92	97.08	-	792.00	-	792.00
Employee Retirement Benefits	17.78	3.60	-	21.38	21.38	-
Provision for doubtful debts and advances	4.81	-	-	4.81	4.81	-
Provision for ECL	10.06	8.22	-	18.28	18.28	-
Prepaid expenses	0.01	0.18	-	0.19	0.19	-
Tax assets / (liabilities)	727.58	109.08	-	836.66	44.66	792.00

	₹ In lakhs					
Particulars	Net balance 1.4.2016	Recognised in profit or loss	Recognised in OCI	Net balance 31.3.2017	Deferred tax asset	Deferred tax liability
Property, plant and equipment and intangible assets	594.79	100.13	-	694.92	-	694.92
Employee Retirement Benefits	16.40	1.38	-	17.78	17.78	-
Provision for doubtful debts and advances	4.81	-	-	4.81	4.81	-
Provision for ECL	12.34	(2.28)	-	10.06	10.06	-
Prepaid expenses	-	0.01	-	0.01	0.01	-
Tax assets / (liabilities)	561.24	101.02	-	727.58	32.66	694.92

NOTES TO FINANCIAL STATEMENTS FOR THE YEAR ENDED 31 MARCH 2018

40. Financial Instruments : Accounting classifications and fair value measurements

(i) Accounting classifications

The fair values of the financial assets and liabilities are determined at the amount at which the instrument could be exchanged in a current transaction between willing parties, other than in a forced or liquidation sale.

The following methods and assumptions were used to estimate the fair values:

The carrying amounts of trade receivables, cash and cash equivalents, bank balances, short term deposits, trade payables, payables for acquisition of property, plant and equipment, short term loans from banks, financial institutions and other current financial assets and liabilities are considered to be the same as their fair values, due to their short-term nature.

(ii) Fair value measurements

The Company uses the following hierarchy for determining and disclosing the fair value of financial instruments by valuation technique:

Level 1 — Quoted (unadjusted) market prices in active markets for identical assets or liabilities.

Level 2 — Valuation techniques for which the lowest level input that is significant to the fair value measurement is directly or indirectly observable.

Level 3 — Valuation techniques for which the lowest level input that is significant to the fair value measurement is unobservable.

The following table presents carrying value and fair value of financial instruments by categories and also fair value hierarchy of assets and liabilities measured at fair value :

As at 31st March, 2018	Classification			₹ In lakhs
	Carrying Value	FVTPL	FVTOCI	Amortised Cost
Financial assets				
Investments				
Investment in equity shares (unquoted)	5,186.79	5,186.79	-	-
Investment in equity shares (quoted)	10.02	-	10.02	-
Others non current	42.15	-	-	42.15
Trade receivables	27,855.69	-	-	27,855.69
Loans and advances				
Loans to employees	18.68	18.68	-	-
Others	37.75	-	-	37.75
Other financial assets				
Derivative instruments	21.38	21.38	-	-
Others	177.63	-	-	177.63
Cash and cash equivalents	2,453.22	-	-	2,453.22
Bank balances	148.42	-	-	148.42
	35,951.74	5,226.85	10.02	30,714.87
Financial liabilities				
Borrowings				
Short term loans from banks	2,963.31	-	-	2,963.31
Trade payables and acceptances	49,697.86	-	-	49,697.86
Other financial liabilities	1,687.92	-	-	1,687.92
Derivative instruments	-	-	-	-
	54,349.09	-	-	54,349.09

NOTES TO FINANCIAL STATEMENTS FOR THE YEAR ENDED 31 MARCH 2018

As at 31st March, 2017	₹ In lakhs			
	Classification		FVTPL	FVTOCI
	Carrying Value	Amortised Cost		
Financial assets				
Investments				
Investment in equity shares (unquoted)	5,186.79	5,186.79	-	-
Investment in equity shares (quoted)	101.08	-	101.08	-
Others non current	20.88	-	-	20.88
Trade receivables	17,619.37	-	-	17,619.37
Loans and advances				
Loans to employees	15.57	15.57	-	-
Others	100.35	-	-	100.35
Other financial assets				
Derivative instruments	-	-	-	-
Others	162.41	-	-	162.41
Cash and cash equivalents	1,005.42	-	-	1,005.42
Bank balances	632.67	-	-	632.67
	24,844.54	5,202.36	101.08	19,541.10
Financial liabilities				
Borrowings				
Short term loans from banks	1,280.22	-	-	1,280.22
Trade payables and acceptances	25,289.26	-	-	25,289.26
Other financial liabilities	309.56	-	-	309.56
Derivative instruments	280.46	280.46	-	-
	27,159.50	280.46	-	26,879.04

	As at 31st March, 2018			As at 31st March, 2017		
	Fair Value			Fair Value		
	Level 1	Level 2	Level 3	Level 1	Level 2	Level 3
Financial assets						
Investments						
Investment in equity shares (unquoted)	-	-	5,186.79	-	-	5,186.79
Investment in equity shares (quoted)	10.02	-	-	-	101.08	-
Loans and advances						
Loans to employees	-	-	18.68	-	-	15.57
Other financial assets						
Derivative instruments	-	21.38	-	-	-	-
	10.02	21.38	5,205.47	-	101.08	5,202.36
Financial liabilities						
Borrowings						
Short term loans from banks	-	-	-	-	-	-
Trade payables and acceptances	-	-	-	-	-	-
Other financial liabilities	-	-	-	-	-	-
Derivative instruments	-	-	-	-	280.46	-
Others	-	-	-	-	280.46	-
	-	-	-	-	280.46	-

During the reporting period ending 31st March, 2017 and 31st March, 2016, there were no transfers between Level 1 and Level 2 fair value measurements and no transfer into and out of Level 3 fair value measurements.

NOTES TO FINANCIAL STATEMENTS FOR THE YEAR ENDED 31 MARCH 2018

(iii) Description of significant observable inputs to valuation:

The following table shows the valuation techniques used to determine fair value :

Type	Valuation technique
Investments in equity shares (unquoted)	Book value
Investments in equity shares (quoted)	Fair Value
Loan to employees	Based on prevailing market interest rate
Derivative instruments	Fair valued based on prevailing market rate at each closing date
Short term loans from banks	Based on quotes from banks and financial institutions

41. Financial risk management

Risk management framework

The Company has identified financial risks and categorised them in three parts viz. (i) Credit Risk, (ii) Liquidity Risk and (iii) Market Risk. Details regarding sources of risk in each such category and how Company manages the risk is explained in following notes:

(i) Credit risk

Credit risk refers to the possibility of a customer and other counter parties not meeting their obligations and terms and conditions which would result into financial losses. Such risk arises mainly from trade receivables and investments. Credit risk is managed through internal credit control mechanism such as credit approvals, establishing credit limits and continuously monitoring the credit worthiness of customers to which the Company grants credit terms in the normal course of business. The Company establishes an allowance for doubtful debts and impairment that represents its estimate of incurred losses in respect of trade and other receivables and investments. The maximum exposure to credit risk in case of all the financial instruments covered below is restricted to their respective carrying amount.

Trade receivables

As per the credit policy of the Company, generally no credit are given exceeding the accepted credit norms. The Company deals with large corporate houses and State Electricity Boards after considering their credit standing. The credit policy with respect to other customers is strictly monitored by the Company at periodic intervals. Credit risk is managed through credit approvals, establishing credit limits and continuously monitoring the credit worthiness of customers. In addition, for amounts recoverable on exports, the Company has adequate insurance to mitigate overseas customer and country risk.

The Company uses an allowance matrix to measure the expected credit losses of trade receivables (which are considered good). The following table provides information about the exposure to credit risk and loss allowance (including expected credit loss provision) for trade receivables:

Ageing	Gross Carrying Amount	Expected Credit Loss Rate	Credit Loss	₹ In lakhs Net Carrying Amount
0-180 days past due	339.42	5.09%	17.26	322.16
180-365 days past due	115.45	10.31%	11.91	103.55
More than 365 days past due	183.44	12.89%	23.65	159.79
	638.31	28.29%	52.81	585.50

Note - Expected credit loss is worked out on the trade receivable for which no specific provision is made.

Cash and cash equivalents

The Company held cash and cash equivalents of ₹ 2453.22 lakhs at 31.3.2018 (31.3.2017: ₹ 1005.42 lakhs, 1.4.2016 : ₹ 818.71 lakhs). The cash and cash equivalents are held with banks with good credit ratings. Also, the Company invests its surplus funds in bank fixed deposits, which carry no / low mark to market risks for short duration and therefore, does not expose the Company to credit risk.

NOTES TO FINANCIAL STATEMENTS FOR THE YEAR ENDED 31 MARCH 2018

Investments

The Company limits its exposure to credit risk by generally investing in liquid securities and only with counterparties that have a good credit rating. The Company does not expect any losses from non-performance by these counterparties, and does not have any significant concentration of exposures to specific industry sectors or specific country risks.

Derivatives

The forward contracts were entered into with banks having an investment grade rating and exposure to counterparties is closely monitored and kept within the approved limits.

(ii) Liquidity risk

Liquidity risk is the risk that the Company will not be able to meet its financial obligations on due date. The Company has a strong focus on effective management of its liquidity to ensure that all business and financial commitments are met on time. This is ensured through proper financial planning with detailed annual business plans, discussed at appropriate levels within the organisation. Annual business plans are divided into quarterly plans and put up to management for detailed discussion and an analysis of the nature and quality of the assumptions, parameters etc. Daily and monthly cash flows are prepared, followed and monitored at senior levels to prevent undue loss of interest and utilise cash in an effective manner. Cash management services are availed to avoid any loss of interest on collections. In addition, the Company has adequate borrowing limits with reputed banks in place duly approved.

a) Financing arrangements

The Company has an adequate fund and non-fund based limits lines with various banks. The Company's diversified source of funds and strong operating cash flow enables it to maintain requisite capital structure discipline. The financing products include working capital loans, buyer's credit loan, supplier's credit loan etc.

b) Maturities of financial liabilities

The amounts disclosed in the table are the contractual undiscounted cash flows within one year

	As at 31.3.2018	As at 31.3.2017	₹ In lakhs As at 31.3.2016
Short term loans from banks	2,963.31	1,280.22	2,877.35
Trade payables	49,697.86	25,289.26	14,446.87
Other financial liabilities (other than derivative liabilities)	1,687.92	309.56	244.46
Derivative liabilities	(21.38)	280.46	3.16
	54,327.71	27,159.50	17,571.84

(iii) Market Risk

The risk that the fair value or future cash flows of financial instruments will fluctuate because of changes in market price. Market risk further comprises of (a) Currency risk, (b) Interest rate risk and (c) Commodity risk.

a) Currency Risk

The Company is exposed to currency risk mainly on account of its import payables and export receivables in foreign currency. The major exposures of the Company are in U.S. dollars. The Company hedges its import foreign exchange exposure partly through exports and depending upon the market situations partly through forward foreign currency covers. The Company has a policy in place for hedging its foreign currency exposure. The Company does not use derivative financial instruments for trading or speculative purposes.

	31-Mar-18 \$ In lakhs	31-Mar-18 ₹ In lakhs	31-Mar-17 \$ In lakhs	31-Mar-17 ₹ In lakhs	31-Mar-16 \$ In lakhs	31-Mar-16 ₹ In lakhs
Financial assets						
Trade Receivables	112.11	7,292.30	44.83	2,911.85	43.01	2,852.93
Cash and cash equivalents	26.82	1,744.17	6.03	391.17	5.80	384.83
Other financial assets	1.60	104.27	3.51	229.02	1.86	123.11
Net exposure for assets - A	140.53	9,140.74	54.37	3,532.04	50.67	3,360.87
Financial liabilities						
Trade Payables	729.08	47,421.01	371.17	24,070.43	200.92	13,333.18
Other financial liabilities	0.95	62.02	0.65	42.03	0.64	42.68
Less: Foreign currency forward exchange contracts	94.99	6,178.15	142.63	9,248.13	5.00	331.65
Net exposure for liabilities - B	635.04	41,304.88	229.19	14,864.33	196.56	13,044.21
Net exposure (A-B)	(494.51)	(32,164.15)	(174.82)	(11,332.29)	(145.89)	(9,683.34)

NOTES TO FINANCIAL STATEMENTS FOR THE YEAR ENDED 31 MARCH 2018

The following exchange rates have been applied at the end of the respective years

	31-03-2018	31-03-2017	31-03-2016
USD Rate	65.04	64.84	66.33

Sensitivity analysis

The table below shows sensitivity of open forex exposure to USD / INR movement. We have considered 1% (+/-) change in USD / INR movement, increase indicates appreciation in USD / INR whereas decrease indicates depreciation in USD / INR. The indicative 1% movement is directional and does not reflect management forecast on currency movement.

Impact on profit or loss due to % increase / (decrease) in currency

Particulars	2017-2018		2016-2017	
	Increase	(Decrease)	Increase	(Decrease)
Movement (%)	1%	1%	1%	1%
USD	(320.12)	320.12	(116.19)	116.19

b) Interest rate risk

The Company is not exposed to significant interest rate risk during the respective reporting periods. Short term loans are taken on fixed interest rates.

c) Commodity Risk

Raw Material Risk

"Timely availability and also non-availability of good quality base oils from across the globe could negate the qualitative and quantitative production of the various products of the Company. Volatility in prices of crude oil and base oil is another major risk for this segment. The Company procures base oils from various suppliers scattered in different parts of the world. The Company tries to enter into long term supply contracts with regular suppliers and at times buys the base oils on spot basis."

Capital management

The Company's policy is to maintain a strong capital base so as to maintain investor, creditor and market confidence and to sustain future development of the business. Management monitors the return on capital as well as the level of dividends to ordinary shareholders.

i) Debt Equity Ratio

The Company monitors capital using debt equity ratio. The Company's debt to equity ratios are as follows:

	Year ended 31.3.2018 ₹ In lakhs	Year ended 31.3.2017 ₹ In lakhs	Year ended 31.3.2016 ₹ In lakhs
Total borrowings (Refer note 11)	2,963.31	1,280.22	2,877.35
Total equity (Refer note 9 and 10)	34,384.07	29,431.57	25,570.04
Debt to Equity ratio	0.09	0.04	0.11

ii) Dividends

	Year ended 31.3.2018		Year ended 31.3.2017		Year ended 31.3.2016	
	Rate Per Share	₹ In lakhs	Rate Per Share	₹ In lakhs	Rate Per Share	₹ In lakhs
Dividends paid during the year	1.00	403.29	0.50	201.65	2.00	806.58

NOTES TO FINANCIAL STATEMENTS FOR THE YEAR ENDED 31 MARCH 2018

42. First time adoption of Ind AS**42.1 Mandatory exceptions, optional exemptions****Transition to Ind AS**

These are the Company's first financial statements prepared in accordance with Ind AS. For the year ended 31st March, 2017, the Company had prepared its financial statements in accordance with Companies (Accounting Standards) Rules, 2014, notified under Section 133 of the Companies Act, 2013 and other relevant provisions of the Act ('IGAAP'). The accounting policies set out in Note 2 have been applied in preparing these Financial Statements for the year ended 31st March, 2017 and the opening Ind AS Balance Sheet on the date of transition (i.e. 1st April, 2016). In preparing its Ind AS Balance Sheet as at 1st April, 2016 and in presenting the comparative information for the year ended 31st March, 2017, the Company has adjusted amounts previously reported in the Financial Statements prepared in accordance with IGAAP. This note explains the principal adjustments made by the Company in restating its Financial Statements prepared in accordance with IGAAP, and how the transition from IGAAP to Ind AS has impacted the Company financial position, financial performance and cash flows.

Exemptions and exceptions availed

In preparing the Financial Statement, the Company has availed the below mentioned optional exemptions and mandatory exceptions.

A. Exceptions :**1. Classification and measurement of financial assets**

As permitted under Ind AS 101, the Company has determined the classification of financial assets based on facts and circumstances that exist on the date of transition. In line with Ind AS 101, measurement of financial assets accounted at amortised cost has been done retrospectively except where the same is impracticable.

2. Estimates

Ind AS estimates as at 1st April, 2016 are consistent with the estimates as at the same date made in conformity with IGAAP. Company has made estimates for following items in accordance with Ind AS at the date of transition as these were not required under IGAAP:

- investment in equity instruments carried at FVTOCI;
- impairment of financial assets based on expected credit loss model;
- determination of the discounted value for financial instruments carried at amortised cost.

B. Optional exemptions :**Property, plant and equipment and intangible assets**

The Company has availed the exemption available under Ind AS 101 to continue the carrying value for all of its property, plant and equipment and intangible assets as recognised in the Financial Statements as at the date of transition to Ind AS, measured as per the IGAAP and use that as its deemed cost as at the date of transition (1st April, 2016).

NOTES TO FINANCIAL STATEMENTS FOR THE YEAR ENDED 31 MARCH 2018

42.2 First time adoption reconciliations

Effect of Ind AS adoption on the balance sheet as at 31st March, 2017 and 1st April, 2016

	As at 31.3.2017			As at 1.4.2016		
	End of last period presented under previous GAAP			Date of Transition		
	Previous GAAP	Effect of transition to Ind AS	Ind AS	Previous GAAP	Effect of transition to Ind AS	Ind AS
Non-current Assets						
a. Property, Plant and Equipment	8,169.10	-	8,169.10	7,946.16	-	7,946.16
b. Capital Work-in-Progress	428.92	-	428.92	19.55	-	19.55
c. Investment Property	-	-	-	-	-	-
d. Intangible Assets	-	-	-	-	-	-
e. Financial Assets						
(i) Investments	5,283.86	4.01	5,287.87	5,430.86	(4.69)	5,426.17
(ii) Loans	-	-	-	-	-	-
(iii) Others	0.10	20.78	20.88	0.10	14.44	14.54
f. Other Non-current Assets	55.36	(26.36)	29.00	76.11	(19.81)	56.30
Total Non-current Assets (A)	13,937.34	(1.57)	13,935.77	13,472.78	(10.06)	13,462.72
Current Assets						
a. Inventories	22,980.12	-	22,980.12	13,549.01	-	13,549.01
b. Financial Assets						
(i) Investments	-	-	-	-	-	-
(ii) Trade Receivables	17,648.44	(29.07)	17,619.37	13,489.88	(35.67)	13,454.21
(iii) Cash and Cash Equivalents	1,005.42	-	1,005.42	818.71	-	818.71
(iv) Bank balances other than above	632.67	-	632.67	373.51	(127.90)	245.61
(v) Loans	110.34	5.58	115.92	81.85	5.37	87.22
(vi) Others	150.88	11.53	162.41	16.17	177.44	193.61
c. Current Tax Assets (Net)	-	-	-	-	-	-
d. Other Current Assets	1,132.57	(11.53)	1,121.04	2,151.83	(49.54)	2,102.29
Total Current Assets (B)	43,660.44	(23.49)	43,636.95	30,480.96	(30.30)	30,450.67
Total Assets (A+B)	57,597.78	(25.06)	57,572.72	43,953.74	(40.36)	43,913.39

NOTES TO FINANCIAL STATEMENTS FOR THE YEAR ENDED 31 MARCH 2018

	As at 31.3.2017			As at 1.4.2016		
	End of last period presented under previous GAAP			Date of Transition		
	Previous GAAP	Effect of transition to Ind AS	Ind AS	Previous GAAP	Effect of transition to Ind AS	Ind AS
Equity						
a. Equity share capital	806.58	-	806.58	806.58	-	806.58
b. Other equity	28,285.85	339.14	28,624.99	24,736.26	27.20	24,763.46
Total equity (shareholders' funds as per previous GAAP) (A)	29,092.43	339.14	29,431.57	25,542.84	27.20	25,570.04
Liabilities						
1. Non-current Liabilities						
a. Financial liabilities						
(i) Borrowings	-	-	-	-	-	-
b. Provisions	-	16.47	16.47	-	18.78	18.78
c. Deferred tax liability (net)	541.07	121.19	662.26	384.95	176.29	561.24
d. Other non-current liabilities	-	-	-	-	-	-
Total Non-current Liabilities (i)	541.07	137.66	678.73	384.95	195.07	580.02
2. Current Liabilities						
a. Financial liabilities						
(i) Borrowings	1,280.22	-	1,280.22	2,877.35	-	2,877.35
(ii) Trade payables	25,289.26	-	25,289.26	14,446.87	-	14,446.87
(iii) Other financial liabilities	337.58	252.44	590.02	48.47	199.15	247.62
b. Other current liabilities	301.12	(252.44)	48.68	268.95	(199.15)	69.80
c. Provisions	514.30	(501.86)	12.44	384.31	(358.18)	26.13
d. Current tax liabilities (net)	241.80	-	241.80	-	95.56	95.56
Total Current Liabilities (ii)	27,964.28	(501.86)	27,462.42	18,025.95	(262.62)	17,763.33
Total Liabilities (i+ii) (B)	28,505.35	(364.20)	28,141.15	18,410.90	(67.55)	18,343.35
Total Equity and Liabilities (A+B)	57,597.78	(25.06)	57,572.72	43,953.74	(40.36)	43,913.38

Reconciliation of total equity as at 31st March, 2017 and 1st April, 2016

	As at 31.3.2017 ₹ In lakhs	As at 1.4.2016 ₹ In lakhs
Total equity (shareholders' funds) under previous GAAP	29,092.43	25,542.84
Reversal of proposed dividend and tax on dividend	485.39	243.84
Fair valuation of quoted investments	4.01	(4.69)
(Provision) / Write back for expected credit loss	(29.07)	(35.67)
Deferred tax	(121.19)	(176.29)
Total adjustment to equity	339.14	27.20
Total equity as per Ind AS	29,431.57	25,570.04

NOTES TO FINANCIAL STATEMENTS FOR THE YEAR ENDED 31 MARCH 2018**42.3 Notes to the reconciliations****1 Property, plant and equipment:**

Under previous GAAP, there was no requirement to present investment property separately and the same was included under tangible fixed assets (buildings) and measured at cost less accumulated depreciation. Under Ind AS, investment property is required to be presented separately in the balance sheet and depreciation is charged on it. Accordingly, the carrying amount of investment property as at 1st April, 2016 of ₹ 578.63 lakhs and as at 31st March, 2017 of ₹ 578.63 lakhs (before considering depreciation) under previous GAAP has been reclassified to a separate line item on the face of the balance sheet. There is no impact on the statement of profit and loss.

2 Fair valuation of investments:

Under previous GAAP, long term investments were measured at cost less diminution in the value which is other than temporary. Under Ind AS, these assets are classified as financial assets measured at fair value through profit or loss (FVOCI). On the date of transition to Ind AS, these financial assets have been measured at their fair value which is lower/higher than the cost as per previous GAAP, resulting in an decrease in the carrying amount by ₹ (4.69) lakhs as at 1st April, 2016 and increase by ₹ 4.01 lakhs as at 31st March, 2017.

3. Trade receivables:

Under Indian GAAP, the Company has created provision for impairment of receivables only in respect of specific amount for incurred losses. Under Ind AS, impairment allowance has been determined based on Expected Credit Loss (ECL) model. Due to ECL model, the Company impaired its trade receivable by ₹ 35.67 lakhs on 1st April, 2016 which has been eliminated against retained earnings. The impact of ₹ (6.59) lakhs for year ended on 31st March, 2017 has been recognised in the statement of profit and loss. Moreover, all trade receivables are now classified as current financial assets as per Ind AS.

4. Other Comprehensive income:

Under previous GAAP, there was no concept of other comprehensive income. Under Ind AS, specified items of income, expense, gains or losses are required to be presented in other comprehensive income.

5. Dividend (including dividend tax):

Under previous GAAP, proposed dividends including Dividend Distribution Tax (DDT) are recognised as a liability in the period to which they relate, irrespective of when they are declared. Under Ind AS, a proposed dividend is recognised as a liability in the period in which it is declared by the company (usually when approved by shareholders in a general meeting) or paid. In the case of the company, the declaration of dividend occurs after period end. Therefore, the short term provision of ₹ 243.84 lakhs (including DDT) for the year ended on 31st March, 2016 recorded for dividend has been derecognised against retained earnings on 1st April, 2016.

6. Employee benefits:

"Both under Indian GAAP and Ind AS, the Company recognised costs related to its post-employment defined benefit plan on an actuarial basis. Under Indian GAAP, the entire cost, including actuarial gains and losses, are charged to profit or loss. Under Ind AS, remeasurements are to be recognised under other comprehensive income. Consequently, the tax effect of the same has also been recognised in other comprehensive income under Ind AS instead of profit or loss. On the date of transition, this change does not affect total equity."

7. Deferred tax:

Indian GAAP requires deferred tax accounting using the income statement approach, which focuses on differences between taxable profits and accounting profits for the period. Ind AS 12 requires entities to account for deferred taxes using the balance sheet approach, which focuses on temporary differences between the carrying amount of an asset or liability in the balance sheet and its tax base. The application of Ind AS 12 approach has resulted in recognition of deferred tax on new temporary differences which was not required under Indian GAAP. In addition, the various transitional adjustments lead to temporary differences. According to the accounting policies, the Company has to account for such differences. Deferred tax adjustments are recognised in co-relation to the underlying transaction either in retained earnings or a separate component of equity. On the date of transition, the net impact on deferred tax assets is of ₹ 176.29 lakhs with corresponding impact on retained earnings. For the year ended 31st March, 2017, deferred tax expenses are reduced by ₹ (57.38) lakhs.

NOTES TO FINANCIAL STATEMENTS FOR THE YEAR ENDED 31 MARCH 2018**8. Revenue:**

Under previous GAAP, revenue from sale of products was presented net of excise duty under revenue from operations. Whereas, under Ind AS, revenue from sale of products includes excise duty. The corresponding excise duty expense is presented on the face of the statement of profit and loss. The change does not affect total equity as at 1st April, 2016 and 31st March, 2017, profit before tax or total profit for the year ended 31st March, 2018.

9. As per Ind AS, cash and cash equivalents are shown as a separate item and other bank balances are shown separately.

10. As per Ind AS, certain assets and liabilities are reclassified as financial assets or liabilities based on the recognition criteria for financial asset or financial liability.

43. Previous year figures

The company has reclassified previous year figures to conform to this year's classification.

Signature to Notes 1 to 43 of the financial statements

As per our report of even date attached

For Bhuta Shah & Co. LLP

Chartered Accountants
Firm Registration No. W100100

CA. Harsh Bhuta

Partner
Membership No: 137888

Place : Mumbai
Date : 25 May, 2018

For and on behalf of the Board of Directors of Panama Petrochem Ltd.**Amirali E. Rayani**

Chairman
DIN:00002616

Pramod Maheshwari

CFO

Place : Mumbai
Date : 25 May, 2018

Amin A. Rayani

Managing Director & CEO
DIN:00002652

Gayatri Sharma

Company Secretary & Compliance Officer

INDEPENDENT AUDITORS' REPORT

**To the Members of
Panama Petrochem Limited**

Report on the Consolidated Ind AS Financial Statements

We have audited the accompanying consolidated Ind AS financial statements of Panama Petrochem Limited ("the Holding Company") and its subsidiary (the Holding Company and its subsidiary together referred to as "the Group"), comprising of the Consolidated Balance Sheet as at 31 March, 2018, the Consolidated Statement of Profit and Loss Statement (including Other Comprehensive Income), the Consolidated Cash Flow Statement for the year then ended and the Statement of Changes in Equity for the year then ended and a summary of significant accounting policies and other explanatory information prepared based on the relevant records (hereinafter referred to as "the consolidated Ind AS Financial Statements").

Management's Responsibility for the Consolidated Ind AS Financial Statements

The Holding Company's Board of Directors is responsible for the preparation of these consolidated Ind AS financial statements in terms of the requirements of the Companies Act, 2013 ("the Act") that give a true and fair view of the consolidated financial position, consolidated financial performance and consolidated cash flows and changes in equity of the Group in accordance with the accounting principles generally accepted in India, including the Indian Accounting Standards specified under section 133 of the Act, read with relevant rules issued there under. The Holding Company's Board of Directors is also responsible for ensuring accuracy of records including financial information considered necessary for the preparation of consolidated Ind AS financial statements. The respective Board of Directors of the companies included in the Group are responsible for maintenance of adequate accounting records in accordance with provisions of the Act for safeguarding assets of the Group and for preventing and detecting frauds and other irregularities; selection and application of appropriate accounting policies; making judgments and estimates that are reasonable and prudent; and the design, implementation and maintenance of internal financial controls, that were operating effectively for ensuring the accuracy and completeness of the accounting records, relevant to the preparation and presentation of the financial statements that give a true and fair view and are free from material misstatement, whether due to fraud or error, which have been used for the purpose of preparation of the consolidated Ind AS financial statements by the Directors of the Holding Company, as aforesaid.

Auditor's Responsibility

Our responsibility is to express an opinion on these consolidated Ind AS financial statements based on our audit. While conducting the audit, we have taken into account the provisions of the Act, the accounting and auditing standards and matters which are required to be included in the audit report.

We conducted our audit of the consolidated Ind AS financial statements in accordance with the Standards on Auditing specified under Section 143(10) of the Act. Those Standards require that we comply with ethical requirements and plan and perform the audit to obtain reasonable assurance about whether the consolidated Ind AS financial statements are free from material misstatement.

An audit involves performing procedures to obtain audit evidence about the amounts and disclosures in the consolidated Ind AS financial statements. The procedures selected depend on the auditor's judgment, including the assessment of the risks of material misstatement of the consolidated Ind AS financial statements, whether due to fraud or error. In making those risk assessments, the auditor considers internal control relevant to the Holding Company's preparation of the consolidated Ind AS financial statements that give a true and fair view in order to design audit procedures that are appropriate in the circumstances. An audit also includes evaluating the appropriateness of accounting policies used and the reasonableness of the accounting estimates made by the Holding Company's Board of Directors, as well as evaluating the overall presentation of the consolidated Ind AS financial statements.

We believe that the audit evidence obtained by us and the audit evidence obtained by other auditors in terms of their reports referred to in sub-paragraph (a) of the Others Matters paragraph below, is sufficient and appropriate to provide a basis for our audit opinion on the consolidated Ind AS financial statements.

Opinion

In our opinion and to the best of our information and according to the explanations given to us, and based on consideration of the reports of other auditors, on the financial statements of the subsidiary, the aforesaid consolidated Ind AS financial statements give the information required by the Act in the manner so required and give a true and fair view in conformity with the accounting principles generally accepted in India, of the consolidated state of affairs of the Group as at 31 March 2018, and its consolidated total comprehensive income (comprising of consolidated profit and consolidated other comprehensive income), its consolidated cash flows and consolidated changes in equity for the year ended on that date.

Other Matters

- a. We did not audit the financial statements of a subsidiary company located outside India, whose financial statements reflect total assets of Rs. 13,099.52 lakhs as at 31 March 2018, total revenue of Rs. 15,658.72 lakhs and net cash flows amounting to Rs. 661.32 lakhs for the year ended on that date, as considered in the consolidated financial statements. The financial statements of the subsidiary have been audited by other auditors whose report have been furnished to us by the management and our opinion on the consolidated Ind AS financial statements in so far as it relates to the amounts and disclosures included in respect of this subsidiary, and our report in terms of section 143 (3) of the Act, in so far as it relates to the aforesaid subsidiary is based solely on the reports of the other auditor.
- b. Subsidiary is located outside India whose financial statements have been prepared in accordance with accounting principles generally accepted in its respective country and which have been reviewed and audited by the other auditor as applicable, under generally accepted auditing standards applicable in its respective country. The Company's Management has converted the financial statements of such subsidiary located outside India from accounting principles generally accepted in its country to the accounting principles generally accepted in India. We have audited these conversion adjustments made by the Company's Management. Our opinion in so far as it relates to the balances and affairs of such subsidiary located outside India is based on the report of other auditor and the conversion adjustments prepared by the Management of the Company and audited by us.

Our opinion is not qualified in respect of these matters.

Report on Other Legal and Regulatory Requirements

1. As required by section 143 (3) of the Act, we report, to the extent applicable, that:
 - a. we have sought and obtained all the information and explanations which to the best of our knowledge and belief were necessary for the purposes of our audit of the aforesaid consolidated Ind AS financial statements;
 - b. in our opinion, proper books of account as required by law maintained by the Holding Company and its Subsidiary included in the Group, including relevant records relating to preparation of the aforesaid consolidated Ind AS financial statements have been kept so far as it appears from our examination of those books and records of the Holding Company and the report of the other auditor;
 - c. the Consolidated Balance Sheet, the Consolidated Statement of Profit and Loss (including other comprehensive income), Consolidated Cash Flow Statement and the consolidated Statement of Changes in Equity dealt with by this Report are in agreement with the relevant books of account maintained by the Holding Company and its subsidiary including relevant records relating to the preparation of the consolidated Ind AS financial statements;
 - d. in our opinion, the aforesaid consolidated Ind AS financial statements comply with the Indian Accounting Standards specified under Section 133 of the Act.;
 - e. on the basis of written representations received from the directors of the Holding Company as on 31 March 2018 taken on record by the Board of Directors of the Holding Company, none of the directors of the Holding Company is disqualified as on 31 March 2018, from being appointed as a director in terms of Section 164(2) of the Act;
 - f. with respect to the adequacy of the internal financial controls over financial reporting of the Holding Company and the operating effectiveness of such controls, refer to our separate report in "Annexure A"; and
 - g. with respect to the other matters to be included in the Auditor's Report in accordance with Rule 11 of the Companies (Audit and Auditors) Rules, 2014, in our opinion and to the best of our information and according to the explanations given to us:
 - i. the consolidated Ind AS financial statements disclose the impact of pending litigations as at 31 March 2018 on the consolidated financial position of the Group - Refer Note 30 to the consolidated Ind AS financial statements;
 - ii. The Holding Company has made provision in the consolidated Ind AS financial statements, as required under the applicable law or accounting standards, for material foreseeable losses, if any, on long-term contracts including derivative contracts - Refer Note 41 to the consolidated Ind AS financial statements;
 - iii. There has been no delay in transferring amounts, required to be transferred, to the Investor Education and Protection Fund by the Holding Company during the year ended 31 March 2018.

For **Bhuta Shah & Co. LLP**
Chartered Accountants
Firm Reg. No.: W100100

CA. Harsh Bhuta
Partner
Membership No.: 137888
Mumbai, 25, May 2018

"Annexure A"

referred to in paragraph titled as "Report on the Internal Financial Controls under clause (i) of Sub-section 3 of Section 143 of the Companies Act, 2013" ("the Act")

We have audited the internal financial controls over financial reporting of Panama Petrochem Limited ("the Holding Company") as of 31 March 2018 in conjunction with our audit of the consolidated financial statements of the Company for the year ended on that date.

Management's Responsibility for Internal Financial Controls

The Holding Company's Management is responsible for establishing and maintaining internal financial controls based on the internal control over financial reporting criteria established by the Group considering the essential components of internal control stated in the Guidance Note on Audit of Internal Financial Controls over Financial Reporting issued by the Institute of Chartered Accountants of India ('ICAI'). These responsibilities include the design, implementation and maintenance of adequate internal financial controls that were operating effectively for ensuring the orderly and efficient conduct of its business, including adherence to company's policies, the safeguarding of its assets, the prevention and detection of frauds and errors, the accuracy and completeness of the accounting records, and the timely preparation of reliable financial information, as required under the Act.

Auditors' Responsibility

Our responsibility is to express an opinion on the Holding Company's internal financial controls over financial reporting based on our audit. We conducted our audit in accordance with the Guidance Note on Audit of Internal Financial Controls over Financial Reporting (the "Guidance Note") and the Standards on Auditing, issued by ICAI and deemed to be prescribed under section 143(10) of the Act to the extent applicable to an audit of internal financial controls, both applicable to an audit of Internal Financial Controls and, both issued by the Institute of Chartered Accountants of India. Those Standards and the Guidance Note require that we comply with ethical requirements and plan and perform the audit to obtain reasonable assurance about whether adequate internal financial controls over financial reporting was established and maintained and if such controls operated effectively in all material respects.

Our audit involves performing procedures to obtain audit evidence about the adequacy of the internal financial controls system over financial reporting and their operating effectiveness. Our audit of internal financial controls over financial reporting included obtaining an understanding of internal financial controls over financial reporting, assessing the risk that a material weakness exists, and testing and evaluating the design and operating effectiveness of internal control based on the assessed risk. The procedures selected depend on the auditor's judgment, including the assessment of the risks of material misstatement of the financial statements, whether due to fraud or error.

We believe that the audit evidence we have obtained is sufficient and appropriate to provide a basis for our audit opinion on the Holding Company's internal financial controls system over financial reporting.

Meaning of Internal Financial Controls over Financial Reporting

A company's internal financial control over financial reporting is a process designed to provide reasonable assurance regarding the reliability of financial reporting and the preparation of financial statements for external purposes in accordance with generally accepted accounting principles. A company's internal financial control over financial reporting includes those policies and procedures that (1) pertain to the maintenance of records that, in reasonable detail, accurately and fairly reflect the transactions and dispositions of the assets of the company; (2) provide reasonable assurance that transactions are recorded as necessary to permit preparation of financial statements in accordance with generally accepted accounting principles, and that receipts and expenditures of the company are being made only in accordance with authorisations of management and directors of the company; and (3) provide reasonable assurance regarding prevention or timely detection of unauthorised acquisition, use, or disposition of the company's assets that could have a material effect on the financial statements.

Inherent Limitations of Internal Financial Controls Over Financial Reporting

Because of the inherent limitations of internal financial controls over financial reporting, including the possibility of collusion or improper management override of controls, material misstatements due to error or fraud may occur and not be detected. Also, projections of any evaluation of the internal financial controls over financial reporting to future periods are subject to the risk that the internal financial control over financial reporting may become inadequate because of changes in conditions, or that the degree of compliance with the policies or procedures may deteriorate.

Opinion

In our opinion, the Holding Company has, in all material respects, an adequate internal financial controls system over financial reporting and such internal financial controls over financial reporting were operating effectively as at 31 March 2018, based on the internal control over financial reporting criteria established by the Company considering the essential components of internal control stated in the Guidance Note on Audit of Internal Financial Controls Over Financial Reporting issued by the Institute of Chartered Accountants of India.

For **Bhuta Shah & Co. LLP**
Chartered Accountants
Firm Reg. No.: W100100

CA. Harsh Bhuta
Partner
Membership No.: 137888
Mumbai, 25, May 2018

CONSOLIDATED BALANCE SHEET AS AT 31 MARCH 2018

Particulars	Notes	As at 31 March 2018 ₹ In lakhs	As at 31 March 2017 ₹ In lakhs	As at 01 April 2016 ₹ In lakhs
Assets				
1. Non-current assets				
(a) Property, Plant and Equipment	3	12,829.15	12,531.61	12,259.71
(b) Capital work-in-progress	3	1,439.87	428.92	19.55
(c) Investment property	4	527.89	-	-
(d) Intangible Assets	5	-	-	-
(e) Financial Assets				
(i) Investments	6.1	11.19	102.25	240.55
(ii) Loans	6.3	-	-	-
(iii) Others	6.4	42.15	20.88	14.54
(f) Other non-current assets	8	1,149.03	1,602.55	908.20
Total Non Current Assets		15,999.28	14,686.21	13,442.55
2. Current assets				
(a) Inventories	7	44,502.91	30,219.30	16,477.03
(b) Financial Assets				
(i) Investments	6.1	-	-	-
(ii) Trade Receivables	6.2	28,023.77	18,266.67	15,314.40
(iii) Cash and cash equivalents	6.5	2,670.88	1,313.61	1,145.56
(iv) Bank Balances other than (iii) above	6.6	753.63	966.76	380.94
(v) Loans	6.3	56.44	115.92	87.22
(vi) Others	6.4	178.13	153.64	145.06
(c) Current Tax Assets (Net)	15	-	-	-
(d) Other Current Assets	8	5,411.20	1,156.96	2,128.39
(e) Assets classified as held for sale		-	-	-
Total Current Assets		81,596.96	52,192.85	35,678.60
Total Assets		97,596.24	66,879.06	49,121.15
Equity and Liabilities				
Equity				
(a) Equity Share Capital	9	1,209.87	806.58	806.58
(b) Other Equity	10	35,942.46	30,471.84	26,460.09
Total Equity		37,152.33	31,278.42	27,266.67
Liabilities				
1. Non-current Liabilities				
(a) Financial Liabilities				
(i) Borrowings		-	-	-
(b) Provisions	12	56.82	16.47	18.78
(c) Deferred Tax Liabilities (Net)	13	747.34	662.26	561.24
(d) Other Non-current Liabilities		-	-	-
Total Non -current Liabilities		804.16	678.73	580.02
2. Current Liabilities				
(a) Financial Liabilities				
(i) Borrowings	11.1	4,512.68	3,258.15	5,742.59
(ii) Trade Payables	11.2	53,251.80	30,765.43	15,092.77
(iii) Other Financial Liabilities	11.3	1,687.92	590.02	247.62
(b) Other Current Liabilities	14	102.42	54.07	69.80
(c) Provisions	12	13.66	12.44	26.13
(d) Current Tax Liabilities (Net)	15	71.27	241.80	95.56
Total Current Liabilities		59,639.75	34,921.91	21,274.47
Total Equity and Liabilities		97,596.24	66,879.06	49,121.15
Significant Accounting Policies	2			

The accompanying notes are an integral part of the consolidated financial statements

As per our report of even date

For Bhuta Shah & Co. LLP
Chartered Accountants
Firm Registration No. W100100
CA. Harsh Bhuta
Partner
Membership No: 137888
Place : Mumbai
Date : 25 May, 2018

For and on behalf of the Board of Directors of Panama Petrochem Ltd.

Amirali E. Rayani
Chairman
DIN:00002616
Pramod Maheshwari
CFO
Place : Mumbai
Date : 25 May, 2018

Amin A. Rayani
Managing Director & CEO
DIN:00002652
Gayatri Sharma
Company Secretary & Compliance Officer

CONSOLIDATED STATEMENT OF PROFIT AND LOSS FOR THE YEAR ENDED 31 MARCH 2018

Particulars	Notes	Year Ended 31 March 2018 ₹ In lakhs	Year Ended 31 March 2017 ₹ In lakhs
Income			
Revenue from operations	16	134,581.26	89,936.77
Other income	17	156.27	413.32
Total Income		134,737.53	90,350.09
Expenditure			
Cost of material consumed	18	93,413.34	60,356.43
Purchase of traded goods	19	18,868.40	15,401.29
Change in inventories of traded goods and finished goods	20	2,089.87	(5,336.65)
Excise duty	16	1,952.70	6,586.66
Employee benefits expense	21	772.76	706.07
Finance costs	22	1,375.66	858.39
Depreciation and Amortisation expense	23	529.06	486.90
Other expenses	24	6,720.33	4,725.37
Total Expenses		125,722.11	83,784.46
Profit for the year before tax		9,015.41	6,565.64
Tax expenses			
Current tax	39	2,832.00	2,075.00
Deferred tax	39	86.11	101.01
Short/ (excess) provision of tax relating to earlier years		-	9.57
Total tax expenses		2,918.11	2,185.58
Profit for the year from continuing operations		6,097.30	4,380.05
Other Comprehensive Income			
A) Items that will not be reclassified subsequently to profit or loss			
(i) Re-measurement gains/(losses) on defined benefit plans		(2.93)	-
(ii) Equity instruments through other comprehensive income		3.82	8.70
(iii) Income tax related to above		1.01	-
Other Comprehensive Income		1.91	8.70
Total Comprehensive Income		6,099.21	4,388.75
Basic and Diluted earnings per share in ₹ (face value of ₹ 2 each) (Refer Note 38)		10.08	7.24

Significant Accounting Policies

The accompanying notes are an integral part of the consolidated financial statements.

As per our report of even date
For Bhuta Shah & Co. LLP

Chartered Accountants
Firm Registration No. W100100

CA. Harsh Bhuta

Partner
Membership No: 137888

Place : Mumbai
Date : 25 May, 2018

For and on behalf of the Board of Directors of Panama Petrochem Ltd.
Amirali E. Rayani

Chairman
DIN:00002616

Pramod Maheshwari

CFO

Place : Mumbai
Date : 25 May, 2018

Amin A. Rayani

Managing Director & CEO
DIN:00002652

Gayatri Sharma

Company Secretary & Compliance Officer

CONSOLIDATED CASH FLOW STATEMENT FOR THE YEAR ENDED 31 MARCH 2018

Particulars	31 March 2018 ₹ In lakhs	31 March 2017 ₹ In lakhs
Cash Flows from operating activities		
Profit before tax	9,015.41	6,565.64
<u>Adjustments for -</u>		
Depreciation on property, plant and equipment and investment property	529.06	486.90
Finance costs	1,375.66	858.39
(Profit)/ loss on sale of property, plant and equipment (net)	(1.57)	(59.00)
Profit on sale of current investments (net)	(7.33)	(37.16)
Foreign currency translation reserve	260.08	(134.30)
Unrealized foreign exchange loss/(gain)	507.30	-
Interest income	(42.27)	(113.93)
Dividend income	(1.87)	(2.07)
Lease rental	(58.89)	(2.47)
Bad debts, provision for doubtful debts	23.74	(6.59)
Operating profit before working capital changes	11,599.32	7,555.41
(Increase)/ decrease in Trade Receivables	(9,619.84)	(2,945.67)
(Increase)/ decrease in Inventories	(14,283.61)	(13,742.27)
(Increase)/ decrease in Loans and advances and other assets	29.25	(43.62)
(Increase)/ decrease in other current assets	(4,246.48)	984.78
Increase/ (decrease) in Trade Payables	21,793.91	15,672.66
Increase/ (decrease) in other financial liabilities and provisions	1,117.37	312.86
Cash generated from/ (used in) operations	6,389.92	7,794.16
Direct taxes paid (Net of refunds)	(3,002.53)	(1,938.33)
Net cash flow from/(used in) operating activity (A)	3,387.39	5,855.83
Cash flows from investing activities		
Additions to property, plant and equipment and investment property	(1,850.13)	(1,869.92)
Sales of property, plant and equipment	4.46	65.44
Sale of current investments	102.21	184.16
Redemption / maturity of bank deposits (having original maturity of more than three months)	200.43	(587.07)
Interest received	44.45	117.35
Rent received	58.89	2.47
Dividend received	1.87	2.07
Net cash flow from/(used in) investing activities (B)	(1,437.82)	(2,085.49)
Cash flows from financing activities		
Proceeds/ (Repayment) from/ of short-term borrowing (net)	1,254.53	(2,484.44)
Interest paid	(1,385.61)	(875.14)
Dividend paid	(400.45)	(202.90)
Dividend tax paid	(82.10)	(41.05)
Net cash flow from/(used in) financing activities (C)	(613.63)	(3,603.53)
Net increase/ (decrease) in cash and cash equivalents (A+B+C)	1,335.95	166.80
Effect of exchange differences on cash & cash equivalents held in foreign currency	24.16	-
Cash and cash equivalents at the beginning of the year	1,334.47	1167.67
Cash and cash equivalents at the end of the year	2,694.58	1,334.47

CONSOLIDATED CASH FLOW STATEMENT (CONT.....)

Particulars	31 March 2018 ₹ In lakhs	31 March 2017 ₹ In lakhs
Components of Cash and Cash Equivalents		
Cash on hand	2.96	25.62
With banks		
- on current accounts	2,667.92	1,287.99
- on deposit accounts	-	-
- on unpaid dividend accounts *	23.70	20.86
Total Cash and Cash Equivalents (refer note 6)	2,694.58	1,334.47

* The company can utilize these balances only towards the settlement of the respective unpaid dividend.

Note :

The Consolidated Cash Flow Statement has been prepared under the "Indirect Method" as set out in Ind As 7 specified under section 133 of the Companies Act, 2013.

Previous year's figures have been regrouped / rearranged wherever necessary to make them comparable with those of current year.

As per our report of even date attached
For Bhuta Shah & Co. LLP

Chartered Accountants
Firm Registration No. W100100

CA. Harsh Bhuta

Partner
Membership No: 137888

Place : Mumbai
Date : 25 May, 2018

For and on behalf of the Board of Directors of Panama Petrochem Ltd.
Amirali E. Rayani

Chairman
DIN:00002616

Pramod Maheshwari

CFO

Place : Mumbai
Date : 25 May, 2018

Amin A. Rayani

Managing Director & CEO
DIN:00002652

Gayatri Sharma

Company Secretary & Compliance Officer

CONSOLIDATED STATEMENT OF CHANGES IN EQUITY FOR THE YEAR ENDED 31 MAR 18
Equity Share Capital

	₹ In lakhs
Balance as at 1 April 2016	806.58
Changes in equity share capital during the year	-
Balance as at 31 March 2017	806.58
Changes in equity share capital during the year (Bonus Issue)	403.29
Balance as at 31 March 2018	1,209.87

Other Equity

	Reserves and Surplus					
	Investment Allowance Reserve	Capital Redemption Reserves	Securities Premium Account	General reserve	Foreign currency translation reserve	Retained earnings
Balance as at 1 April 2016	0.24	55.35	9,366.42	1,157.99	506.28	15,373.81
Profit for the year	-	-	-	-	-	4,380.05
Other comprehensive income	-	-	-	-	-	8.70
Restated balance at the beginning of the reporting Period	-	-	-	-	-	-
Foreign Currency Translation during the year	-	-	-	-	(134.30)	-
Total Comprehensive income for the year	0.24	55.35	9,366.42	1,157.99	371.98	19,762.56
Dividend for 2015-2016	-	-	-	-	-	201.65
Dividend tax on Dividend for Previous Years	-	-	-	-	-	(1.14)
Dividend tax on Dividend for 2015-2016	-	-	-	-	-	42.19
Transfer from retained earnings/General Reserve	-	-	-	-	-	-
	-	-	-	-	-	242.70
Balance as at 31 March 2017	0.24	55.35	9,366.42	1,157.99	371.98	19,519.86
Profit for the year	-	-	-	-	-	6,097.30
Other comprehensive income	-	-	-	-	-	1.91
Foreign Currency Translation during the year	-	-	-	-	260.08	-
Bonus shares issued	-	(55.35)	(347.94)	-	-	-
	-	(55.35)	(347.94)	-	260.08	6,099.21
Dividend for 2016-2017	-	-	-	-	-	403.29
Dividend tax on Dividend for 2016-2017	-	-	-	-	-	82.10
Balance as at 31 March 2018	0.24	-	9,018.48	1,157.99	632.06	25,133.69

Notes :

Investment Allowance Reserve : This reserve represents Govt grants received against investments.

Capital Redemption Reserves : This reserve represents buy back of equity shares in previous years.

Securities Premium : Premium collected on issue of securities are accumulated as part of securities premium.

General Reserve : General reserve forms part of the retained earnings and is permitted to be distributed to shareholders as dividend.

Retained Earning : This represents profits remaining after all appropriations. This is free reserve and can be used for distribution of profits.

Foreign currency translation reserve : This represents exchange difference arising on the translation of non-monetary assets at the date of the reclassification reserve.

As per our report of even date
For Bhuta Shah & Co. LLP

Chartered Accountants
Firm Registration No. W100100

CA. Harsh Bhuta

Partner
Membership No: 137888

Place : Mumbai
Date : 25 May, 2018

For and on behalf of the Board of Directors of Panama Petrochem Ltd.
Amirali E. Rayani

Chairman
DIN:00002616

Pramod Maheshwari
CFO

Place : Mumbai
Date : 25 May, 2018

Amin A. Rayani

Managing Director & CEO
DIN:00002652

Gayatri Sharma

Company Secretary & Compliance Officer

CONSOLIDATED NOTES TO FINANCIAL STATEMENTS FOR THE YEAR ENDED 31 MARCH 2018

1. Corporate Group Information

Panama Petrochem Limited is a public limited company domiciled in India and incorporated under the provisions of the Companies Act, 2013. Panama Petrochem Limited and its subsidiary (collectively referred as "the group"). The Group's principal operations are located in India and it has operation in United Arab Emirates. The Group is engaged in the manufacture of specialty petroleum products for diverse user industries like printing, textiles, rubber, pharmaceuticals, cosmetics, power and other industrial oil. The equity shares of the Company are listed on the National Stock Exchange (NSE) and Bombay Stock Exchange (BSE) in India. The Global Depository Receipts (GDRs) of the Company are listed on the Luxembourg stock exchange.

2. Significant Accounting Policies:

(A) Basis of Preparation of Financial Statements

- (i) **Compliance with Ind AS:** These consolidated financial statements of the Group have been prepared to comply, in all material aspects, with the Indian Accounting Standards (Ind AS) notified under Section 133 of the Companies Act, 2013, read with Companies (Indian Accounting Standards) Rules, 2015 and the relevant provisions of the Companies Act, 2013.

These Financial Statements are the first financial statements of the Group under Ind AS refer note 42 for an explanation of how the transition from previous Generally Accepted Accounting Principles (IGAAP) to Ind AS has affected the Group's financial position, financial performance and cash flows.

These consolidated financial statements were approved by the Company's Board of Directors and authorised for issue on 25th May 2018.

- (ii) **Classification of assets and liabilities:** All assets and liabilities have been classified as current or non-current based on the Group's normal operating cycle and other criteria set out in the Schedule III to the Companies Act, 2013. Deferred tax assets and liabilities are classified as non-current on net basis.

- (iii) **Historical cost convention:** The financial statements have been prepared on going concern basis under the historical cost convention except:

- (a) certain financial instruments (including derivative instruments) and
- (b) defined benefit plans

Which are measured at fair value at the end of each reporting period, as explained in the accounting policies below.

- (iv) **Functional and presentation currency:** The Group's functional and presentation currency is Indian Rupee (INR). All amounts disclosed in the financial statements and notes have been rounded off to the nearest lacs (₹ lacs), except otherwise indicated.

- (v) **Fair value measurement:** The Group measures certain financial assets and financial liabilities including derivatives and defined benefit plans at fair value.

Fair value is the price that would be received to sell an asset or paid to transfer a liability in an orderly transaction between market participants at the measurement date. The fair value measurement is based on the presumption that the transaction to sell the asset or transfer the liability take place either

- (a) in the principal market for the asset or liability or
- (b) in the absence of a principal market, in the most advantageous market for the asset or liability.

The fair value of an asset or a liability is measured using the assumptions that market participants would use when pricing the asset or liability, assuming that market participants act in their economic best interest.

All assets and liabilities for which fair value is measured or disclosed in the financial statements are categorised within the fair value hierarchy, described as follows, based on the lowest level input that is significant to the fair value measurement as a whole:

- Level 1 - Quoted (unadjusted) market prices in active markets for identical assets or liabilities.
- Level 2 - Valuation techniques for which the lowest level input that is significant to the fair value measurement is directly or indirectly observable.
- Level 3 - Valuation techniques for which the lowest level input that is significant to the fair value measurement is unobservable.

CONSOLIDATED NOTES TO FINANCIAL STATEMENTS FOR THE YEAR ENDED 31 MARCH 2018

For assets and liabilities that are recognised in the financial statements on a recurring basis, the Group's determines whether transfers have occurred between levels in the hierarchy by re-assessing categorisation (based on the lowest level input that is significant to the fair value measurement as a whole) at the end of each reporting period.

(vi) Principles of consolidation

- 1) The consolidated financial statements include the financial statements of Panama Petrochem Limited, the parent company (hereinafter referred to as 'the Company') and its subsidiary (collectively referred to as the 'Group').

The consolidated financial statements have been prepared on the following basis:

- i. The financial statements of the parent company and the subsidiary have been combined on a line by line basis by adding together the book values of like items of assets, liabilities, income and expenses after eliminating intra-group balances / transactions and resulting unrealized profits in full. Unrealized losses resulting from intra-group transactions have also been eliminated except to the extent that recoverable value of related assets is lower than their cost to the Group. The amounts shown in respect of reserves comprise the amount of the relevant reserves as per the balance sheet of the parent company and its share in the post acquisition increase in the relevant reserves of the subsidiaries.
- ii. The excess of the cost of acquisition of investments in the subsidiaries over the acquired portion of equity in the subsidiaries is recognized in the financial statements as 'goodwill'. The excess of acquired portion of equity in subsidiaries over the cost of acquisition of investments in the subsidiaries is recognized in the financial statements as 'capital reserve'.
- iii. Minority interest in the net assets of consolidated subsidiaries consists of:
 - (a) the amount of equity attributable to minorities at the date on which investment in subsidiary is made; and
 - (b) the minorities share of movements in equity since the date the parent and subsidiary relationship came into existence.
- iv. The consolidated financial statements are presented, to the extent possible, in the same format as that adopted by the parent company for its separate financial statements.
- v. The consolidated financial statements are prepared using uniform accounting policies for like transactions and other events in similar circumstances to the extent possible.

- 2) The subsidiary company considered in the consolidated financial statements are:

Name of the Subsidiary	Country of incorporation	Extent of holding (%)	Reporting currency	Effective date of becoming subsidiary
Panol Industries RMC FZE	United Arab Emirates (U.A.E.)	100	AED	1 January 2013

(B) Property, Plant and Equipment

- (i) Freehold land is carried at historical cost and all other property, plant and equipment are shown at cost (net of adjustable taxes) less accumulated depreciation and accumulated impairment losses. The cost of an asset comprises of its purchase price, non refundable / adjustable purchase taxes and any cost directly attributable to bringing the asset into the location and condition necessary for it to be capable of operating in the manner intended by the management, the initial estimate of any decommissioning obligation, if any and for assets that necessarily take a substantial period of time to get ready for their intended use, finance costs. The purchase price is the aggregate amount paid and the fair value of any other consideration given to acquire the asset. The cost also includes trial run cost and other operating expenses such as freight, installation charges etc. The projects under construction are carried at costs comprising of costs directly attributable to bringing the asset to the location and condition necessary for it to be capable of operating in the manner intended by management and attributable borrowing costs.
- (ii) Lease arrangements for land are identified as finance lease, in case such arrangements result in transfer of the related risks and rewards to the Group classifies land lease arrangement with a term in excess of 99 years as a finance lease.
- (iii) Stores and spares which meet the definition of property, plant and equipment and satisfy the recognition criteria of Ind AS 16 are capitalised as property, plant and equipment.

CONSOLIDATED NOTES TO FINANCIAL STATEMENTS FOR THE YEAR ENDED 31 MARCH 2018

- (iv) When significant parts of plant and equipment are required to be replaced at intervals, the Group depreciates them separately based on their specific useful lives.
- (v) An Item of property, plant and equipment and any significant part initially recognised is derecognised upon disposal or when no future economic benefits are expected from its use or disposal. Any gain or loss arising on derecognition of the asset (calculated as the difference between the net disposal proceeds and the carrying amount of the asset or significant part) is included in the Statement of Profit and Loss when the asset is derecognised.
- (vi) In line with the provisions of Schedule II to the Companies Act, 2013, the Group depreciates significant components of the main asset (which have different useful lives as compared to the main asset) based on the individual useful life of those components. Useful life for such components of property, plant and equipment has been assessed based on the historical experience and internal technical inputs.
- (vii) Depreciation on property, plant and equipment is provided as per written down value method based on useful life prescribed under Schedule II to the Companies Act, 2013. The Group has assessed the estimated useful lives of its property, plant and equipment and has adopted the useful lives and residual value as prescribed in Schedule II.

The property, plant and equipment acquired under finance lease are depreciated over the period of lease. Depreciation on stores and spares specific to an item or property, plant and equipment is based on life of the related property, plant and equipment. In other cases, the stores and spares are depreciated over their estimated useful life based on the technical assessment.

- (viii) The residual values and useful lives of property, plant and equipment are reviewed at each financial year end, and changes, if any, are accounted prospectively.

(C) Investment Property

Investment properties are properties held to earn rentals and / or for capital appreciation (including property under construction for such purpose). Investment properties are measured initially at cost, including transaction costs. Subsequent to initial recognition, investment properties are measured in accordance with the requirements of Ind AS 16 for cost model.

An investment property is derecognised upon disposal or when the investment property is permanently withdrawn from use and no future economic benefits are expected from the disposal. Any gain or loss arising on derecognition of the property is included in the Statement of Profit and Loss in the period in which the property is derecognised.

Depreciation on investment property is provided as per written down value method based on estimated useful life which is considered at 60 years based on internal assessment.

(D) Intangible Assets

Intangible assets acquired separately are measured on initial recognition at cost. Following initial recognition, intangible assets are carried at cost less accumulated amortization and accumulated impairment losses, if any.

Intangible assets namely computer software is amortized at the rate of 33.33 % on a straight line basis over the estimated useful economic life.

Gains or losses arising from derecognition of an intangible asset are measured as the difference between the net disposal proceeds and the carrying amount of the asset and are recognized in the Profit and Loss Statement when the asset is derecognized.

(E) Borrowing Costs

Borrowing costs are charged to Statement of Profit and Loss except to the extent attributable to acquisition / construction of an asset that necessarily takes a substantial period of time to get ready for its intended use or sale.

Borrowing costs consist of interest and other costs that an entity incurs in connection with the borrowing of funds. Borrowing cost also includes exchange differences to the extent regarded as an adjustment to the borrowing costs.

(F) Impairment of Non-financial Assets

At each balance sheet date, an assessment is made of whether there is any indication of impairment.

CONSOLIDATED NOTES TO FINANCIAL STATEMENTS FOR THE YEAR ENDED 31 MARCH 2018

If any indication exists, or when annual impairment testing for an asset is required, the Group estimates the asset's recoverable amount. An asset's recoverable amount is the higher of an asset's or cash-generating unit's (CGU) fair value less costs of disposal and its value in use. Recoverable amount is determined for an individual asset, unless the asset does not generate cash inflows that are largely independent of those from other assets or groups of assets.

When the carrying amount of an asset or CGU exceeds its recoverable amount, the asset is considered impaired and is written down to its recoverable amount.

In assessing value in use, the estimated future cash flows are discounted to their present value using a pre-tax discount rate that reflects current market assessments of the time value of money and the risks specific to the asset. In determining fair value less costs of disposal, recent market transactions are taken into account. If no such transactions can be identified, an appropriate valuation model is used.

The Group bases its impairment calculation on detailed budgets and forecast calculations, which are prepared separately for each of the Company's CGUs to which the individual assets are allocated.

(G) Non-current Assets held for sale

Non-current assets classified as held for sale are measured at the lower of carrying amount and fair value less costs to sell.

Non-current assets are classified as held for sale if their carrying amounts will be recovered through a sale transaction rather than through continuing use. This condition is regarded as met only when the sale is highly probable and the assets is available for immediate sale in its present condition subject only to terms that are usual and customary for sale of such assets

Property, plant and equipment and intangible assets are not depreciated or amortised once classified as held for sale.

(H) Inventories

Inventories are valued as follows:

Raw materials	Lower of cost or net realizable value. However, materials and other items held for use in the production of inventories are not written down below cost if the finished products in which they will be incorporated are expected to be sold at or above cost. Cost is determined on a First In First Out (FIFO) basis. Cost of raw materials comprises of cost of purchase (net of discount) and other cost in bringing the inventory to their present location and condition excluding Cenvat credit / Countervailing duty. Customs duty on stock lying in bonded warehouse is included in cost.
Work-in-progress and Finished goods	Lower of cost and net realizable value. Cost includes direct materials and labour and a proportion of manufacturing overheads based on normal operating capacity. Cost of finished goods includes excise duty. Cost is determined on a First In First Out (FIFO) basis.

Net realizable value is the estimated selling price in the ordinary course of business, less estimated costs of completion and estimated costs necessary to make the sale.

(I) Revenue Recognition

Revenue is recognised to the extent that it is probable that the economic benefits will flow to the Group and the revenue can be reliably measured. The following specific recognition criteria must also be met before revenue is recognized:

(i) Sale of Goods:

Revenue is recognised when the significant risks and rewards of ownership of the goods have passed to the buyer. The Group collects sales taxes and value added taxes/goods & service tax (VAT/GST) on behalf of the government and, therefore, these are not economic benefits flowing to the Group. Hence, they are excluded from revenue. Excise duty deducted from revenue (gross) is the amount that is included in the revenue (gross) and not the entire amount of liability arising during the year.

CONSOLIDATED NOTES TO FINANCIAL STATEMENTS FOR THE YEAR ENDED 31 MARCH 2018**(ii) Interest income:**

Revenue is recognised on a time proportion basis taking into account the amount outstanding and the rate applicable. Interest income is included under the head "other income" in the Statement of Profit and Loss.

(iii) Dividend income:

Revenue is recognised when the shareholders' right to receive payment is established by the reporting date. Dividend income is included under the head "other income" in the Statement of Profit and Loss.

(iv) Rental Income:

Revenue is recognised on the basis of income arising from operating lease of investment properties is accounted for on a straight-line basis over the lease unless the payments are structured to increase in line with the expected general inflation to compensate for the lessor's expected inflationary cost increases and is included in the head "other income" in the Statement of Profit and Loss.

(v) Others:

Revenue is recognised in respect of export incentives, insurance / other claims etc., when it is reasonably certain that the ultimate collection will be made.

(J) Expenditure on Research and Development

Revenue expenditure on Research and Development is charged to Statement of Profit and Loss under the appropriate heads of expenses. Expenditure relating to property, plant and equipment are capitalised under respective heads.

(K) Foreign Currency Transactions**(i) Initial Recognition**

Foreign currency transactions are recorded in the reporting currency, by applying to the foreign currency amount the exchange rate between the reporting currency and the foreign currency at the date of the transaction.

(ii) Conversion

Foreign currency monetary items are retranslated using the exchange rate prevailing at the reporting date. Non-monetary items, which are measured in terms of historical cost denominated in a foreign currency, are reported using the exchange rate at the date of the transaction. Non-monetary items, which are measured at fair value or other similar valuation denominated in a foreign currency, are translated using the exchange rate at the date when such value was determined.

iii) Exchange Differences

Exchange differences arising on the settlement of monetary items or on reporting such monetary items of Group at rates different from those at which they were initially recorded during the year, or reported in financial statements, are recognized as income or as expenses in the year in which they arise.

(iv) Forward Contracts

The premium or discount arising at the inception of forward exchange contracts is amortized as expense or income over the life of the contract. Exchange differences on such contracts are recognised in the Statement of Profit and Loss in the year in which the exchange rates change. Any profit or loss arising on cancellation or renewal of forward exchange contract is recognised as income or as expense for the year.

(L) Employee Benefits**Post Retirement Benefits**

The Group operates the following post-employment schemes:

- (a) defined benefit plan - gratuity
- (b) defined contribution plan - provident fund

Defined benefit plan - Gratuity obligation

Post-employment benefits (benefits which are payable on completion of employment) are measured on a discounted basis by the Projected Unit Credit Method on the basis of actuarial valuation annually.

The liability or asset recognised in the Balance Sheet in respect of defined benefit gratuity plan is the present value of the defined benefit obligation at the end of the reporting period less fair value of plan assets.

CONSOLIDATED NOTES TO FINANCIAL STATEMENTS FOR THE YEAR ENDED 31 MARCH 2018

Re-measurement gains and losses arising from experience adjustments and changes in actuarial assumptions are recognised in the period in which they occur, directly in Other Comprehensive Income. They are included in retained earnings in the Statement of Changes in Equity and in the Balance Sheet.

Defined contribution plan

Retirement benefits in the form of Provident Fund is a defined contribution scheme and the contributions are charged to the Profit and Loss Account of the year when the contributions to the respective fund are due. There are no other obligations other than the contribution payable to the respective fund.

(M) Leases

The determination of whether an arrangement is, or contains, a lease is based on the substance of the arrangement at the inception date, whether fulfillment of the arrangement is dependent on the use of a specific asset(s) or the arrangement conveys a right to use the asset, even if the right is not explicitly specified in an arrangement.

(a) Group is the lessee

Leases in which the Group does not transfer substantially all the risks and benefits of ownership of the asset are classified as operating leases. Assets subject to operating leases are included in fixed assets. Lease income on an operating lease is recognized in the Profit and Loss Statement on a straight-line basis over the lease term. Costs, including depreciation, are recognized as an expense in the Profit and Loss Statement. Initial direct costs such as legal costs, brokerage costs, etc. are recognized immediately in the Profit and Loss Statement.

(b) Group is the lessor

Leases in which the Group does not transfer substantially all the risks and benefits of ownership of the asset are classified as operating leases. Assets subject to operating leases are included in fixed assets. Lease income on an operating lease is recognized in the Profit and Loss Statement on a straight-line basis over the lease term. Costs, including depreciation, are recognized as an expense in the Profit and Loss Statement. Initial direct costs such as legal costs, brokerage costs, etc. are recognized immediately in the Profit and Loss Statement.

(N) Taxation

Income tax expense comprises of current tax expense and the net change in the deferred tax asset or liability during the year.

- (a) Current income tax is measured at the amount expected to be paid to the tax authorities in accordance with the Income-tax Act, 1961 enacted in India.
- (b) Deferred Tax: Deferred income tax is recognised using the balance sheet approach. Deferred income tax assets and liabilities are recognised for deductible and taxable temporary differences arising between the tax base of assets and liabilities and their carrying amount.

Deferred tax liabilities are recognised for all taxable temporary differences. Deferred tax assets are recognised for all deductible temporary differences, the carry forward of unused tax credits and any unused tax losses. Deferred tax assets are recognised to the extent that it is probable that taxable profit will be available against which the deductible temporary differences, and the carry forward of unused tax credits and unused tax losses can be utilised.

The carrying amount of deferred tax assets is reviewed at each reporting date and reduced to the extent that it is no longer probable that sufficient taxable profit will be available to allow all or part of the deferred tax asset to be utilised. Unrecognised deferred tax assets are re-assessed at each reporting date and are recognised to the extent that it has become probable that future taxable profits will allow the deferred tax asset to be recovered.

Deferred tax assets and liabilities are measured at the tax rates that are expected to apply in the year when the asset is realised or the liability is settled, based on tax rates (and tax laws) that have been enacted or substantively enacted at the reporting date. Deferred tax assets and deferred tax liabilities are off set if a legally enforceable right exists to set off current tax assets against current tax liabilities and the deferred taxes relate to the same taxable entity and the same taxation authority.

- (c) Minimum Alternate Tax (MAT) paid in a year is charged to the Statement of Profit and Loss as current tax. The Company recognizes MAT credit available as an asset only to the extent there is convincing evidence that the Company will pay normal income tax during the specified period, i.e., the period for which MAT Credit is allowed to be carried forward. In the year in which the Company recognizes MAT Credit as an asset in accordance with the Guidance Note on Accounting for Credit Available in respect of Minimum Alternate Tax under the Income Tax Act, 1961, the said asset is created by way of credit to the Profit

CONSOLIDATED NOTES TO FINANCIAL STATEMENTS FOR THE YEAR ENDED 31 MARCH 2018

and Loss Statement and shown as "MAT Credit Entitlement." The Company reviews the "MAT Credit Entitlement" asset at each reporting date and writes down the asset to the extent the Company does not have convincing evidence that it will pay normal tax during the sufficient period.

(O) Segment Reporting

The Group prepares its segment information in conformity with the accounting policies adopted for preparing and presenting the financial statements of the Company as a whole.

(P) Earning per share

Basic earnings per share are calculated by dividing the net profit or loss for the period attributable to equity shareholders (after deducting attributable taxes) by the weighted average number of equity shares outstanding during the year. The weighted average number of equity shares outstanding during the year is adjusted for events, if any, such as bonus issue, bonus elements in a rights issue to existing shareholders, shares split and reverse share split (consolidation of shares).

For the purpose of calculating diluted earnings per share, the net profit or loss for the period attributable to equity shareholders and the weighted average number of shares outstanding during the period are adjusted for the effects of all dilutive potential equity shares.

(Q) Provisions

Provisions are recognised when the Group has a present obligation (legal or constructive) as a result of past events, for which it is probable that an outflow of resources will be required to settle the obligation and a reliable estimate of the amount can be made.

A provision is recognized when an enterprise has a present obligation as a result of past event; it is probable that an outflow of resources will be required to settle the obligation, in respect of which a reliable estimate can be made. Provisions are not discounted to its present value and are determined based on best estimate required to settle the obligation at the balance sheet date. These are reviewed at each balance sheet date and adjusted to reflect the current best estimates

Contingent liabilities are disclosed in the case of:

- a) a present obligation arising from the past events, when it is not probable that an outflow of resources will be required to settle the obligation;
- b) a present obligation arising from the past events, when no reliable estimate is possible;
- c) a possible obligation arising from past events, unless the probability of outflow of resources is remote.

Contingent assets are not recognised but disclosed in the financial statements when an inflow of economic benefits is probable.

(R) Financial Instruments

Financial assets and financial liabilities are recognised when the Company becomes a party to the contractual provisions of the instruments.

I. Financial Assets**A. Initial recognition and measurement:**

Financial assets are initially measured at fair value. Transaction costs that are directly attributable to the acquisition of the financial asset [other than financial assets at fair value through profit or loss (FVTPL)] are added to the fair value of the financial assets. Purchases or sales of financial assets that require delivery of assets within a time frame established by regulation or convention in the market place (regular way trades) are recognised on the trade date, i.e., the date that the Group commits to purchase or sell the asset. Transaction costs of financial assets carried at FVTPL are expensed in the Statement of Profit and Loss.

B. Subsequent measurement:

For purposes of subsequent measurement, financial assets are classified in the following categories:

- (i) Debt instruments at amortised cost

CONSOLIDATED NOTES TO FINANCIAL STATEMENTS FOR THE YEAR ENDED 31 MARCH 2018

A 'debt instrument' is measured at the amortised cost if both the following conditions are met:

- a) The asset is held within a business model whose objective is to hold assets for collecting contractual cash flows, and
- b) Contractual terms of the asset give rise on specified dates to cash flows that are Solely Payments of Principal and Interest (SPPI) on the principal amount outstanding.

After initial measurement, such financial assets are subsequently measured at amortised cost using the Effective Interest Rate (EIR) method. Amortised cost is calculated by taking into account any discount or premium and fees or costs that are an integral part of the EIR. The EIR amortisation is included in finance income in the Statement of Profit and Loss. The losses arising from impairment are recognised in the Statement of Profit and Loss. This category generally applies to trade and other receivables.

- (ii) Debt instruments included within the Fair Value Through Profit or Loss (FVTPL) category are measured at fair value with all changes recognised in the Statement of Profit and Loss.
- iii) Equity instruments: All equity instruments within the scope of Ind-AS 109 are measured at fair value. Equity instruments which are classified as held for trading are measured at FVTPL. For all other equity instruments, the Company decides to measure the same either at Fair Value Through Other Comprehensive Income (FVTOCI) or FVTPL. The Company makes such selection on an instrument-by-instrument basis. The classification is made on initial recognition and is irrevocable.

For equity instruments measured at FVTOCI, all fair value changes on the instrument, excluding dividends, are recognised in Other Comprehensive Income (OCI). There is no recycling of the amounts from OCI to Statement of Profit and Loss, even on sale of such instruments.

- iv) Equity instruments included within the FVTPL category are measured at fair value with all changes recognised in the Statement of Profit and Loss.

C. De-recognition:

A financial asset (or, where applicable, a part of a financial asset or part of a group of similar financial assets) is primarily de-recognised (i.e. removed from the Group's balance sheet) when:

- the rights to receive cash flows from the asset have expired, or
- the Group has transferred its rights to receive cash flows from the asset or has assumed an obligation to pay the received cash flows in full without material delay to a third party under a 'pass-through' arrangement, and either:
 - (i) the Group has transferred substantially all the risks and rewards of the asset, or
 - (ii) the Group has neither transferred nor retained substantially all the risks and rewards of the asset, but has transferred control of the asset.

D. Impairment of financial assets:

In accordance with Ind-AS 109, the Group applies Expected Credit Loss (ECL) model for measurement and recognition of impairment loss on trade receivables and other advances. The Group follows 'simplified approach' for recognition of impairment loss on these financial assets. The application of simplified approach does not require the Group to track changes in credit risk. Rather, it recognises impairment loss allowance based on lifetime ECLs at each reporting date, right from its initial recognition.

II. Financial Liabilities

A. Initial recognition and measurement:

Financial liabilities are classified at initial recognition as :

- (i) financial liabilities at fair value through profit or loss,
- (ii) loans and borrowings, payables, net of directly attributable transaction costs or
- (iii) derivatives designated as hedging instruments in an effective hedge, as appropriate.

The Group's financial liabilities include trade and other payables, loans and borrowings including derivative financial instruments.

B. Subsequent measurement :

The measurement of financial liabilities depends on their classification, as described below:

- (i) **Borrowings:** Borrowings are initially recognised at fair value, net of transaction costs incurred. Borrowings are subsequently measured at amortised cost. Any difference between the proceeds (net of transaction costs) and

CONSOLIDATED NOTES TO FINANCIAL STATEMENTS FOR THE YEAR ENDED 31 MARCH 2018

the redemption amount is recognised in the Statement of Profit and Loss over the period of the borrowings using the effective interest method. Fees paid on the establishment of loan facilities are recognised as transaction costs of the loan to the extent that it is probable that some or all of the facility will be drawn down. In this case, the fee is deferred until the draw down occurs.

Borrowings are removed from the Balance Sheet when the obligation specified in the contract is discharged, cancelled or expired. The difference between the carrying amount of a financial liability that has been extinguished and the consideration paid is recognised in the Statement of Profit and Loss as other gains / (losses).

Borrowings are classified as current liabilities unless the Group has an unconditional right to defer settlement of the liability for at least twelve months after the reporting period. Where there is a breach of a material provision of a long-term loan arrangement on or before the end of the reporting period with the effect that the liability becomes payable on demand on the reporting date, the entity does not classify the liability as current, if the lender has agreed, after the reporting period and before the approval of the financial statements for issue, not to demand payment as a consequence of the breach.

(ii) Trade and other payables: These amounts represent liabilities for goods and services provided to the Group prior to the end of financial period which are unpaid. The amounts are unsecured and are usually paid within twelve months of recognition. Trade and other payables are presented as current liabilities unless payment is not due within twelve months after the reporting period. They are recognised initially at their fair value and subsequently measured at amortised cost using the effective interest method.

(iii) Derivative financial instruments: The Group uses derivative financial instruments, such as foreign exchange forward contracts to hedge its foreign currency risks. Such derivative financial instruments are initially recognised at fair value on the date on which a derivative contract is entered into and are subsequently re-measured at fair value at the end of each reporting period. Derivatives are carried as financial assets when the fair value is positive and as financial liabilities when the fair value is negative.

Hedge accounting :

The Group designates certain hedging instruments which include derivatives, embedded derivatives and non derivatives in respect of foreign currency risk, as either fair value hedges, cash flow hedges or hedges of net investments in foreign operations. At the inception of the hedge relationship, the Group documents the relationship between the hedging instruments and the hedged item, along with its risk management objectives and its strategy for undertaking various hedge transactions. Furthermore, at the inception of the hedge and on an ongoing basis, the Group documents whether the hedging instrument is highly effective in offsetting changes in fair values or cash flows of the hedged item attributable to the hedged risk.

C. De-recognition

A financial liability is derecognised when the obligation under the liability is discharged or cancelled or expires. When an existing financial liability is replaced by another, from the same lender, on substantially different terms, or the terms of an existing liability are substantially modified, such an exchange or modification is treated as the derecognition of the original liability and the recognition of a new liability. The difference in the respective carrying amounts is recognised in the Statement of Profit and Loss.

D. Offsetting of financial instruments

Financial assets and financial liabilities are offset and the net amount is reported in the balance sheet if there is a currently enforceable legal right to offset the recognised amounts and there is an intention to settle on a net basis, to realise the assets and settle the liabilities simultaneously.

(S) First-time adoption-mandatory exceptions, optional exemptions

Overall Principle

The Company has prepared the opening Balance Sheet as per Ind AS as of the transition date which is 1st April, 2016, by

- (a) recognising all assets and liabilities whose recognition is required by Ind AS;
- (b) not recognising items of assets or liabilities which are not permitted by Ind AS;
- (c) reclassifying items from previous GAAP to Ind AS as required under Ind AS; and
- (d) applying Ind AS in measurement of recognised assets and liabilities.

However, this principle is subject to certain exceptions and certain optional exemptions availed by the Group as detailed below :

1. De-recognition of financial assets and liabilities

The Group has applied the de-recognition requirements of financial assets and liabilities prospectively for transactions occurring on or after 1st April, 2016 (date of transition).

CONSOLIDATED NOTES TO FINANCIAL STATEMENTS FOR THE YEAR ENDED 31 MARCH 2018**2. Classification of debt instruments**

The Group has determined the classification of debt instruments in terms of whether they meet the amortised cost criteria or the FVTPL criteria based on the facts and circumstances that existed as of the transaction date.

3. Impairment of financial assets

The Group has applied the impairment requirements of Ind AS 109 retrospectively; however, as permitted by Ind AS 101, it has used reasonable and supportable information that is available without undue cost or effort to determine the credit risk at the date that financial instruments were initially recognised in order to compare it with the credit risk at the transition date. Further, the Group has not undertaken an exhaustive search for information when determining, at the date of transition to Ind AS, whether there have been significant increases in credit risk since initial recognition, as permitted by Ind AS 101.

4. Deemed cost for property, plant and equipment, investment property and intangible assets

The Group has elected to continue with the carrying value of all of its property, plant and equipment, investment property and intangible assets recognised as of 1st April, 2016 measured as per the previous GAAP and use that carrying value as its deemed cost as of the transition date.

5. Equity investments at FVTOCI

The Group has designated investment in equity shares as at FVTOCI on the basis of facts and circumstances that existed at the transition date. The Group has elected to measure investment in subsidiary at cost.

6. Determining whether an arrangement contains a lease

The Group has applied Appendix C of Ind AS 17 determining whether an arrangement contains a lease to determine whether an arrangement existing at the transition date contains a lease on the basis of facts and circumstances existing at that date.

7. Currency translation reserve

The Group has opted to continue the balance in Foreign Currency Translation Reserve on transition date as deemed reserve as at the date of transition.

Significant accounting judgements, estimates and assumptions

The preparation of the Group's financial statements requires management to make judgements, estimates and assumptions that affect the reported amounts of revenues, expenses, assets and liabilities and the accompanying disclosures, and the disclosure of contingent liabilities. Uncertainty about these assumptions and estimates could result in outcomes that require a material adjustment to the carrying amount of assets or liabilities affected in future periods.

Judgements

In the process of applying the Company's accounting policies, management has made the following judgements, which have the most significant effect on the amounts recognised in the financial statements:

- (a) Operating lease commitments – Group as lessor;
- (b) Assessment of functional currency;
- (c) Evaluation of recoverability of deferred tax assets

Estimates and assumptions

The following are the key assumptions concerning the future and other key sources of estimation uncertainty at the end of the reporting period that may have a significant risk of causing a material adjustment to the carrying amounts of assets and liabilities within the next financial year :

- a) Useful lives of property, plant and equipment, investment property and intangible assets;
- b) Fair value measurements of financial instruments ;
- c) Impairment of non-financial assets;
- d) Taxes;
- e) Defined benefit plans (gratuity benefits);
- f) Provisions;
- g) Valuation of inventories;
- h) Contingencies



NOTES TO THE CONSOLIDATED FINANCIAL STATEMENTS FOR THE YEAR ENDED 31 MARCH 2018

03. Tangible assets

₹ In lakhs

	Freehold land	Leasehold Land	Factory Building	Non Factory Building	Plant & Equipment	Office Equipment	Computers	Furniture and fixtures	Vehicles	Total
Cost or valuation At 1 April 2016	6.19	2,857.53	3,023.24	2,485.30	5,134.88	108.54	76.32	277.42	469.44	14,438.86
Additions	0.00	0.00	77.82	45.15	470.01	16.80	6.29	68.66	80.53	765.25
Other adjustments	-	-	-	(5.86)	-	-	-	-	(31.77)	(37.63)
At 31 March 2017	6.19	2,857.53	3,101.06	2,524.59	5,604.89	125.33	82.61	346.08	518.20	15,166.49
Additions	-	4.04	146.16	-	998.22	10.20	5.97	61.78	131.01	1,357.38
Other adjustments	-	-	-	-	-	-	-	-	(36.07)	(36.07)
Re-classification to Investment Property	-	-	-	(578.63)	-	-	-	-	-	(578.63)
At 31 March 2018	6.19	2,861.57	3,247.22	1,945.96	6,603.11	135.53	88.58	407.86	613.14	15,909.17
Depreciation										
At 1 April 2016	-	326.10	372.34	186.52	790.39	72.65	65.35	120.25	245.56	2,179.16
Charge for the year	-	36.17	97.40	39.65	208.88	12.48	6.32	33.01	53.00	486.91
Other adjustments	-	-	-	(1.01)	-	-	-	-	(30.18)	(31.19)
At 31 March 2017	-	362.27	469.74	225.16	999.27	85.13	71.67	153.26	268.38	2,634.88
Re-classification to Investment Property	-	-	-	(41.60)	-	-	-	-	-	(41.60)
Charge for the year	-	36.23	99.26	31.48	225.43	13.12	8.38	39.02	67.00	519.92
Other adjustments	-	-	-	-	-	-	-	-	(33.18)	(33.18)
At 31 March 2018	-	398.50	568.99	215.04	1,224.69	98.25	80.05	192.29	302.20	3,080.02
Net Block										
At 31 March 2017	6.19	2,495.26	2,631.32	2,299.43	4,605.62	40.20	10.94	192.82	249.82	12,531.61
At 31 March 2018	6.19	2,463.07	2,678.23	1,730.92	5,378.42	37.28	8.53	215.58	310.94	12,829.15
Capital work-in-progress										
At 31 March 2017	-	-	7.22	214.78	142.05	-	-	3.23	61.64	428.92
At 31 March 2018	-	-	19.44	1,227.79	192.64	-	-	-	-	1,439.87

Notes:-

3.1 Factory Building includes those constructed on leasehold land:

At 31 March 2017

At 31 March 2018

3.2 Non Factory Building includes those constructed on leasehold land:

At 31 March 2017

At 31 March 2018

3.3 Non Factory Building Re-classified as investment properties as per Ind AS 40

At 31 March 2017

At 31 March 2018

3.4 Capital expenditure on research & development

a) Addition to fixed assets includes capital assets of ₹ 13.14 lakhs (31 March 2017 : ₹ 25.52 lakhs)

b) Gross block includes fixed assets in research & development (R&D) unit

Furniture ₹ 4.08 lakhs (31 March 2017 : ₹ 4.08 lakhs)

Lab Equipments ₹ 93.24 lakhs (31 March 2017 : ₹ 80.10 lakhs)

Computer ₹ 00.55 lakh (31 March 2017 : ₹ 00.55 lakh)

Air Conditioner ₹ 1.13 lakhs (31 March 2017 : ₹ 1.13 lakhs)

3.5 The Board currently estimates that there are no components which have significantly different lives from the underlying primary assets

Gross Block Depreciation For the year Accumulated Depreciation Net Block

3,001.23	94.92	439.26	2,561.97
3,001.23	95.07	439.26	2,466.91
99.43	1.35	6.60	92.83
99.43	2.33	8.93	90.50
578.63	9.15	41.60	527.88

CONSOLIDATED NOTES TO FINANCIAL STATEMENTS FOR THE YEAR ENDED 31 MARCH 2018

4. Investment Property	₹ in lakhs
I. Gross Carrying Amount	
Deemed Cost as at 1st April, 2016	578.63
Additions	-
Deletions	-
Balance as at 31st March, 2017	578.63
II. Accumulated Depreciation and Impairment	
Balance as at 1st April, 2016	32.45
Depreciation for the year	9.15
Accumulated depreciation on deletions	-
Balance as at 31st March, 2017	41.60
III. Net Carrying Amount as at 31st March, 2017	537.04
IV. Balance as at 1st April, 2017	578.63
Additions	-
Deletions	-
Balance as at 31st March, 2018	578.63
V. Accumulated Depreciation and Impairment	
Balance as at 1st April, 2017	41.60
Depreciation for the year	9.15
Accumulated depreciation on deletions	-
Balance as at 31st March, 2018	50.75
VI. Net Carrying Amount as at 31st March, 2018	527.89
VII. Fair value of investment property as at 31st March, 2018	960.23

4.1 For investment property existing as on 1st April, 2016 i.e. date of transition to Ind AS, the Company has used Indian GAAP carrying value as deemed cost.

4.2 Information regarding income and expenditure of Investment Property

	2017-2018 ₹ in lakhs	2016-2017 ₹ in lakhs
Rental income derived from investment properties	55.66	-
Direct operating expenses (including repairs and maintenance) generating rental income	6.24	-
Direct operating expenses (including repairs and maintenance) that did not generate rental income	-	-
Profit arising from investment properties before depreciation and indirect expenses	49.42	-
Less – Depreciation	9.15	-
Profit arising from investment properties before indirect expenses	40.27	-

5. Other Intangible Assets

	₹ in lakhs
I. Gross Carrying Amount	
Deemed Cost as at 1st April, 2016	7.11
Additions	-
Deletions	-
Balance as at 31st March, 2017	7.11

CONSOLIDATED NOTES TO FINANCIAL STATEMENTS FOR THE YEAR ENDED 31 MARCH 2018

	₹ in lakhs
II. Accumulated Depreciation and Impairment	
Balance as at 1st April, 2016	7.11
Depreciation for the year	-
Accumulated depreciation on deletions	-
Balance as at 31st March, 2017	7.11
III. Net Carrying Amount as at 31st March, 2017	-
IV. Balance as at 1st April, 2017	-
Additions	-
Deletions	-
Balance as at 31st March, 2018	-
V. Accumulated Depreciation and Impairment	
Balance as at 1st April, 2017	7.11
Depreciation for the year	-
Accumulated depreciation on deletions	-
Balance as at 31st March, 2018	7.11
VI. Net Carrying Amount as at 31st March, 2018	-

6 Financial Assets
6.1 Non-current Investments (fully paid up)

Investments in equity instruments (at FVTPL)
Unquoted

1,850 (31 March 2017 & 2016 : 1,850) fully paid equity shares of ₹ 10 each of Bharuch Enviro Infrastructure Limited

0.19

0.19

0.19

975 (31 March 2017 & 2016 : 975) Fully paid equity shares of ₹ 100 each of The Marol Co operative Industrial Estate Limited

0.98

0.98

0.98

1.17

1.17

1.17

Aggregate amount of Unquoted Investments - gross
1.17

1.17

1.17

Aggregate amount of impairment in value of investments
-

-

-

Aggregate amount of Unquoted Investments - net
1.17

1.17

1.17

Quoted

6,200 (31 March 2016 & 2015 : 6,200) fully paid equity shares of face value of ₹ 10 each of DCB Bank Limited

10.02

10.55

4.91

Nil (31 March 2017 : Nil 31 March 2016 29,500) fully paid equity shares of face value of ₹ 10 each of Apar Industries Ltd.

-

-

135.98

Nil (31 March 2017 : 1504 31 March 2016 1504) fully paid equity shares of face value of ₹ 10 each of Tide Water Oil (India) Ltd.

-

90.53

98.49

10.02

101.08

239.38

Aggregate amount of Quoted Investments - gross
10.02

101.08

239.38

Aggregate amount of impairment in value of investments
-

-

-

Aggregate amount of Quoted Investments - net
10.02

101.08

239.38

CONSOLIDATED NOTES TO FINANCIAL STATEMENTS FOR THE YEAR ENDED 31 MARCH 2018

	As at 31.03.2018 ₹ in lakhs	As at 31.03.2017 ₹ in lakhs	As at 01 April 2016 ₹ in lakhs
6.2 Trade Receivables			
Current			
Unsecured, Considered good	28,076.58	18,295.74	15,350.07
Considered doubtful	13.89	13.89	13.89
	28,090.47	18,309.63	15,363.96
Less: Allowance for doubtful debts	13.89	13.89	13.89
	28,076.58	18,295.74	15,350.07
Less: Impairment under expected credit loss	52.81	29.07	35.67
	28,023.77	18,266.67	15,314.40

The holding Company has used a practical expedient by computing the expected credit loss allowance for trade receivables based on a provision matrix. The provision matrix takes into account historical credit loss experience and adjusted for forward-looking information. The expected credit loss allowance is based on the ageing of the days the receivables are due and the rates as given in the provision matrix. The provision matrix at the end of the reporting period is as follow

Ageing	Expected credit loss (%)
0-180 days past due	5.09%
180-365 days past due	10.31%
More than 365 days past due	12.89%

Age of receivables	As at 31.03.2018 ₹ in lakhs	As at 31.03.2017 ₹ in lakhs	As at 31.03.2016 ₹ in lakhs
0-180 days past due	339.42	216.33	271.94
180-365 days past due	115.45	58.64	65.07
More than 365 days past due	183.44	93.29	117.34

Movement in the expected credit loss allowance

	Year ended 31.3.2018 ₹ in lakhs	Year ended 31.3.2017 ₹ in lakhs
Balance at the beginning of the year	29.07	35.67
Movement in expected credit loss allowance on trade receivables calculated at lifetime expected credit losses	23.74	(6.59)
Balance at the end of the year	52.81	29.07

6.3 Loans and advances

Non-current			
Other Loans			
Unsecured, considered good	-	-	-
	-	-	-
Current			
Other Loans			
Unsecured, considered good	56.44	115.92	87.22
	56.44	115.92	87.22

CONSOLIDATED NOTES TO FINANCIAL STATEMENTS FOR THE YEAR ENDED 31 MARCH 2018

	As at 31.03.2018 ₹ in lakhs	As at 31.03.2017 ₹ in lakhs	As at 31.03.2016 ₹ in lakhs
6.4 Other Financial Assets			
Non-current			
Bank deposits with more than 12 months maturity	15.63	0.10	0.10
Security Deposits	26.52	20.78	14.44
	42.15	20.88	14.54
Current			
Security Deposits	145.18	139.89	127.90
Derivative Asset	21.38	-	-
Other Financial Assets	11.57	13.75	17.16
	178.13	153.64	145.06
	220.28	174.52	159.60
6.5 Cash and Cash Equivalents			
Balances with banks			
On Current accounts	2,333.89	1,226.46	1,129.92
Cheques in hand	334.03	61.53	-
Cash on hand	2.96	25.62	15.64
	2,670.88	1,313.61	1,145.56
6.6 Other bank balances			
Deposit accounts with more than 3 months but less than 12 months maturity	729.94	945.90	358.83
Security against guarantee / margin money deposits	-	-	-
Unpaid dividend accounts	23.70	20.86	22.11
	753.63	966.76	380.94
7 Inventories			
Raw Material	37,144.85	21,077.30	12,394.31
Finished Goods	624.17	401.64	630.63
Traded Goods	6,585.34	8,650.66	3,364.03
Packing Material	148.55	89.70	88.06
	44,502.91	30,219.30	16,477.03
8 Other Assets			
Non-current			
Capital Advances	1,149.03	1,602.55	908.20
Others including duties and taxes receivable (other than Cenvat & GST Balance)	-	-	-
	1,149.03	1,602.55	908.20
Current			
Cenvat/GST balances	3,210.57	588.86	736.57
Advances to vendors	1,988.16	434.60	1,196.75
Others including duties and taxes receivable (other than Cenvat balances)	212.47	133.50	195.07
	5,411.20	1,156.96	2,128.39

CONSOLIDATED NOTES TO FINANCIAL STATEMENTS FOR THE YEAR ENDED 31 MARCH 2018

	As at 31.03.2018 ₹ in lakhs	As at 31.03.2017 ₹ in lakhs	As at 31.03.2016 ₹ in lakhs
9 Equity Share Capital			
Authorised shares			
12,77,50,000 (31 March 2017 : 12,77,50,000, 31 March 2016 : 12,77,50,000 equity shares of ₹ 2 each)	2,555.00	2,555.00	2,555.00
Issued shares			
6,04,93,598 (31 March 2017 : 4,03,29,065, 31 March 2016 : 4,03,29,065 equity shares of ₹ 2 each)	1,209.87	806.58	806.58
Subscribed and fully paid-up shares			
6,04,93,598 (31 March 2017 : 4,03,29,065, 31 March 2016 : 4,03,29,065 equity shares of ₹ 2 each)	1,209.87	806.58	806.58
a) Reconciliation of number of shares		Nos.	₹ in lakhs
As at 1.4.2016		40,329,065	806.58
Issued during the year		-	-
As at 31.3.2017		40,329,065	806.58
Issued during the year (Bonus)		20,164,533	403.29
As at 31.3.2018		60,493,598	1,209.87

b) Rights, preferences and restrictions attached to equity shares

The Company has only one class of equity shares having a par value of ₹ 2 per share. Each holder of equity shares is entitled to one vote per share, however the holders of global depository receipts (GDR's) do not have any voting rights in respect of shares represented by the GDR's till the shares are held by the custodian bank. The company declares and pays dividends in Indian rupees. The dividend proposed by the Board of Directors is subject to the approval of the shareholders in the ensuing Annual General Meeting.

In the event of liquidation of the company, the holders of equity shares will be entitled to receive assets in proportion to the number of equity shares held by the shareholders.

c) Details of shareholders holding more than 5% of equity shares

	As at 31.03.2018		As at 31.03.2017		As at 31.03.2016	
	No of Shares	% holding in the class	No of Shares	% holding in the class	No of Shares	% holding in the class
Equity Shares of ₹ 2 each fully paid up Ms. Shelina Arif Rayani	4,182,412	6.91%	2,788,275	6.91%	2,788,275	6.91%
Shares held by Custodian as against which global depository receipts have been issued (Citi Bank N.A.)	18,430,087	30.47%	12,286,725	30.47%	12,286,725	30.47%

CONSOLIDATED NOTES TO FINANCIAL STATEMENTS FOR THE YEAR ENDED 31 MARCH 2018
10. Other Equity

	As at 31.03.2018 ₹ in lakhs	As at 31.03.2017 ₹ in lakhs	As at 31.03.2016 ₹ in lakhs
Investment Allowance Reserve			
Balance at the beginning & at the end of the year	0.24	0.24	0.24
	0.24	0.24	0.24
Capital Redemption Reserves			
Balance at the beginning of the year	55.35	55.35	55.35
Less:- Utilized for Bonus Issue	55.35	-	-
Balance at the end of the year	-	55.35	55.35
Securities Premium Account			
Balance at the beginning of the year	9,366.42	9,366.42	9,366.42
Less:- Utilized for Bonus Issue	347.94	-	-
Balance at the end of the year	9,018.48	9,366.42	9,366.42
General reserve			
Balance at the beginning of the year	1,157.99	1,157.99	1,157.99
Add: Transfer from surplus in the Statement of Profit and Loss	-	-	-
Balance at the end of the year	1,157.99	1,157.99	1,157.99
Foreign currency translation reserve			
Balance at the beginning of the year	371.98	506.28	444.61
Foreign currency translation during the year	260.08	(134.30)	61.67
	632.06	371.98	506.28
Surplus in the Statement of Profit and Loss			
Balance at the beginning of the year	19,519.86	15,373.81	13,077.65
Add: Profit / (Loss) for the year	6,097.30	4,380.05	2,515.41
Add/Less: Re-measurement of deferred tax on assets	-	-	(188.63)
Add/Less: Other comprehensive income arising from re-measurement of defined benefit obligation net of income tax	1.91	8.70	(28.01)
	25,619.08	19,762.56	15,376.42
Less: Appropriations			
Dividend Paid 2015-2016 (Amount Per share 50 paise)	-	201.65	-
Dividend Paid 2016-2017 (Amount Per share Re. 1/-)	403.29	-	-
Tax on Dividend Paid	82.10	42.19	-
Tax on Dividend of previous years	-	(1.14)	2.61
Total Appropriations	485.39	242.70	2.61
Net Retained earning	25,133.68	19,519.86	15,373.81
Total other equity	35,942.46	30,471.84	26,460.09

Notes

Capital Redemption Reserves : CRR is a statutory reserve created at the time of buy back of shares and can be utilise for further issue of capital.

Securities Premium : Premium collected on issue of securities are accumulated as part of securities premium. Utilisation of such reserve is restricted by The Companies Act, 2013.

General Reserve : General reserve forms part of the retained earnings and is permitted to be distributed to shareholders as dividend.

Retained Earning : This represents profits remaining after all appropriations. This is free reserve and can be used for distribution of profits.

CONSOLIDATED NOTES TO FINANCIAL STATEMENTS FOR THE YEAR ENDED 31 MARCH 2018

	As at 31.03.2018 ₹ in lakhs	As at 31.03.2017 ₹ in lakhs	As at 31.03.2016 ₹ in lakhs
11 Financial Liabilities			
11.1 Short-term Borrowings (Secured)			
Cash Credits from banks	4,512.68	3,258.15	5,742.59
Secured by ;			
i) hypothecation of inventories, receivables and other current as- sets and			
ii) first pari-passu charge by way of equitable mortgage by deposit of title deeds of the Company's certain immovable properties at Ankleshwar, Daman, Marol industrial estate.			
The cash credit is repayable on demand and carried an interest rate of 9.75% to 13.75% p.a.			
	<u>4,512.68</u>	<u>3,258.15</u>	<u>5,742.59</u>
11.2 Trade payables			
Current			
Trade payables			
Micro and Small Enterprises	-	-	-
Other than Micro and Small Enterprises	53,251.80	30,765.43	15,092.77
(Refer Note 32 for details of dues to micro and small enterprises)	<u>53,251.80</u>	<u>30,765.43</u>	<u>15,092.77</u>
11.3 Other Financial Liabilities			
Current			
Financial liabilities at fair value through profit or loss (FVTPL)			
Derivatives liabilities carried at fair value	-	280.46	3.16
Other Financial liabilities at amortised cost			
Unpaid dividends	23.70	20.86	22.11
Security deposit	43.22	15.00	1.00
Income tax deducted at source	57.38	44.05	24.89
Duties and taxes	1,477.68	208.39	174.26
Creditors for capital goods	85.94	21.26	22.20
	<u>1,687.92</u>	<u>590.02</u>	<u>247.62</u>
12 Provisions			
Non Current			
Provision for gratuity (Refer Note 34)	56.82	16.47	18.78
	<u>56.82</u>	<u>16.47</u>	<u>18.78</u>
Current			
Provision for gratuity (Refer Note 34)	13.66	12.44	9.63
Provision for CSR	-	-	16.50
	<u>13.66</u>	<u>12.44</u>	<u>26.13</u>
	<u>70.48</u>	<u>28.91</u>	<u>44.91</u>

CONSOLIDATED NOTES TO FINANCIAL STATEMENTS FOR THE YEAR ENDED 31 MARCH 2018

	As at 31.03.2018 ₹ in lakhs	As at 31.03.2017 ₹ in lakhs	As at 31.03.2016 ₹ in lakhs
13 Deferred Tax Liability (Net)			
Deferred Tax Liability	792.00	694.92	594.79
Deferred Tax Assets	44.66	32.66	33.55
Net Deferred Tax Liability	747.34	662.26	561.24
Deferred Tax Assets			
Deductible temporary differences			
Provision for doubtful debts and advances	4.81	4.81	4.81
Provision for ECL	18.28	10.06	12.34
Defined benefit obligation	21.38	17.78	16.40
Others	0.19	0.01	-
	44.66	32.66	33.55
Deferred Tax Liability			
Taxable temporary differences			
Property, plant and equipment and investment property	792.00	694.92	594.79
Investments	-	-	-
Provision for ECL	-	-	-
Other financial liabilities	-	-	-
	792.00	694.92	594.79
14 Other Liabilities			
Current			
Advances from customers	85.58	54.07	69.80
Other payables	16.84	-	-
	102.42	54.07	69.80
15 Current tax assets and liabilities			
Current tax assets	-	-	-
	-	-	-
Current tax liabilities			
Income tax payable (Gross)	6,246.18	3,414.18	1,784.50
Less: Advance Tax Paid	6,174.91	3,172.37	1,688.94
	71.27	241.80	95.56
16 Revenue from Operations			
	2017-2018 ₹ in lakhs	2016-2017 ₹ in lakhs	
Sale of products			
Finished products	1,16,250.80	79,165.49	
Traded products	18,330.46	10,771.28	
	1,34,581.26	89,936.77	

Sale of goods includes excise duty collected from customers of ₹ 1952.70 lakhs (Previous year ₹ 6586.66 lakhs).

CONSOLIDATED NOTES TO FINANCIAL STATEMENTS FOR THE YEAR ENDED 31 MARCH 2018

	2017-2018 ₹ in lakhs	2016-2017 ₹ in lakhs
17 Other Income		
Interest income	42.27	113.93
Dividend income - Long-term investments	1.87	2.07
Net gain on sale of investments	7.33	37.16
Gain on fair valuation of unquoted shares	-	-
Gain on Foreign Currency Transactions and Translation (net)	-	169.27
Profit on sale of property, plant and equipments (net)	1.57	59.00
Miscellaneous income	103.23	31.89
	156.27	413.32
18 Cost of Materials Consumed		
Raw material consumed		
Inventory at the beginning of the year	21,077.30	12,394.31
Add : Purchases	1,07,395.04	67,259.38
	1,28,472.34	79,653.69
Less : Inventory at the end of the year	37,144.85	21,077.30
Cost of raw material consumed	91,327.49	58,576.39
Packing material consumed		
Inventory at the beginning of the year	89.89	88.05
Add : Purchases	2,144.68	1,781.88
	2,234.57	1,869.93
Less : Inventory at the end of the year	148.72	89.89
Cost of packing material consumed	2,085.85	1,780.04
Total material consumed	93,413.34	60,356.43
Details of raw material consumed		
Base Oil	72,377.96	43,545.61
Others	18,949.53	15,030.78
	91,327.49	58,576.39
Details of inventory		
Base oil & Wax	37,144.85	21,077.30
Packing material	148.72	89.89
	37,293.57	21,167.19

Imported and indigenous raw materials consumed

	% of total consumption 31 March 2018	₹ In lakhs 31 March 2018	% of total consumption 31 March 2017	₹ In lakhs 31 March 2017
Imported	76%	69,471.79	78%	46,844.65
Indigenous	24%	21,855.70	22%	13,511.78
	100%	91,327.49	100%	60,356.43

CONSOLIDATED NOTES TO FINANCIAL STATEMENTS FOR THE YEAR ENDED 31 MARCH 2018

	2017-2018 ₹ in lakhs	2016-2017 ₹ in lakhs
19 Purchase of Traded Goods		
Base oils	16,283.38	13,003.27
Waxes	2,585.02	2,398.02
	18,868.40	15,401.29
20 (Increase) / Decrease in Inventories		
Inventories at the end of the year		
Finished Goods	624.17	1,416.98
Traded Goods	6,585.34	7,882.40
	7,209.51	9,299.38
Inventories at the beginning of the year		
Finished Goods	401.64	437.32
Traded Goods	8,897.74	3,525.41
	9,299.38	3,962.73
	2,089.87	(5,336.65)
21 Employee Benefits Expense		
Salaries, Wages and Bonus	689.64	651.42
Contribution to employees' provident and other funds	26.59	23.87
Gratuity expense	39.51	10.89
Staff Welfare Expenses	17.01	19.89
	772.76	706.07
22 Finance costs		
Interest	991.79	473.85
Bank charges	383.87	384.54
	1,375.66	858.39
23 Depreciation / Amortisation (Refer Note 3 and 4)		
Depreciation on property, plant and equipment	519.91	477.75
Depreciation on investment property	9.15	9.15
Amortisation of intangible assets	-	-
	529.06	486.90
24 Other Expenses		
Power and fuel	82.95	77.59
Water charges	17.51	10.12
Increase/(decrease) of excise duty on inventory	(32.53)	(8.97)
Repairs and maintenance		
Buildings	61.75	22.89
Machinery	120.68	75.41
Others	48.38	46.72
Insurance	215.43	136.42
Rent	160.44	114.03
Rates and taxes	22.55	21.69
Communication costs	48.22	42.28

CONSOLIDATED NOTES TO FINANCIAL STATEMENTS FOR THE YEAR ENDED 31 MARCH 2018

	2017-2018 ₹ in lakhs	2016-2017 ₹ in lakhs
Legal and professional fees	115.90	96.38
Payment to auditor (Refer details below)	19.78	17.53
Director sitting fees	7.75	5.90
Clearing and forwarding expenses	2,487.41	1,454.88
Freight outwards	1,880.53	1,105.84
Travelling and conveyance	261.22	191.48
Advertising and sales promotion	195.57	152.10
Brokerage and commission	297.91	278.41
Security charges	36.12	28.37
Bad debts and sundry balances written off	84.26	359.74
CSR expense and donation (Refer note 25)	119.39	65.62
Premium on forward exchange contract amortized	105.41	106.94
Exchange loss (net)	0.15	-
Miscellaneous expenses	363.55	324.00
	6,720.33	4,725.37

Payment to auditor (excluding service tax & GST)
As auditor:

Statutory audit and limited review fees	18.03	15.78
Tax audit fees	1.75	1.75
	19.78	17.53

- 25.** The Company has spent Rs. 114.13 lakhs (Previous year Rs. 76.85 lakhs) towards Corporate Social Responsibility expenditure (including capital expenditure ₹ Nil, Previous year ₹ Nil) and debited the same to the Statement of Profit and Loss as against Rs. 74.08 lakhs computed as per the provisions of section 135(5) of the Companies Act, 2013.

Amount to be spent during the year	74.08	63.00
Amount spent during the year	114.13	76.85

26. Expenses on Scientific Research

The Company has incurred total expenditure of Rs. 44.80 lakhs (previous year Rs. 74.91 lakhs) on account of Research & Development expenses the break up of which is as follows :

(a) Revenue Expenditure

Employment Cost	30.68	47.13
Laboratory Charges	0.98	2.26
TOTAL	31.66	49.39

- (b) The Gross Block of Property, Plant and Equipment in Note 3 includes the following assets purchased for Research & Development:

Furniture & Fixture	4.08	4.08
Laboratory Equipment	93.24	80.10
Computer & Accessories	0.55	0.55
Air Conditioner	1.13	1.13
	99.00	85.86

27. Value of imports calculated on CIF basis (accrual)

Raw materials (Includes Goods in transit)	82,973.16	49,938.85
Traded goods	1,420.04	1,063.87
	84,393.19	51,002.72

CONSOLIDATED NOTES TO FINANCIAL STATEMENTS FOR THE YEAR ENDED 31 MARCH 2018

	2017-2018 ₹ in lakhs	2016-2017 ₹ in lakhs
28. Expenditure in foreign currency		
Brokerage & Commission	5.97	39.53
Bank Interest	435.98	205.83
Bank Charges	23.30	16.13
Travelling Expenses	13.16	2.82
Others	6.08	15.15
	484.49	279.46

29. Earnings in foreign exchange

Exports at F.O.B Value	50,066.20	21,589.91
	50,066.20	21,589.91

30. Contingent Liabilities

i) Service tax Matter disputed with the Deputy Commissioner of Service Tax (Dispute regarding demand raised on service tax payable on interest on usance charges for the period April 2012 to March 2016)	2.42	83.13
ii) Custom Matter disputed The Hon'ble High Court of Judicature, Mumbai	126.70	126.70
iii) Excise Matter disputed Central Excise, Customs and Sales Tax and Commissioner (Appeals) Daman & Surat.	168.35	89.95
iv) Bank Guarantees	1,981.75	3,429.14
v) Corporate Guarantees	5,853.97	3,241.93
	8,133.20	6,970.85

(The contingent liabilities, if materialized, shall entirely be borne by the company, as there is no likely reimbursement from any other party.)

31. Capital and other commitments

Estimated amount of contracts remaining to be executed on capital account and not provided for (net of advances)	1,134.97	-
--	-----------------	---

32. Details of dues to micro and small enterprises as defined under the MSMED Act 2006 *

	₹ in lakhs 31 Mar 2018	₹ in lakhs 31 Mar 2017	₹ in lakhs 31 Mar 2016
a. The principal amount and the interest due thereon remaining unpaid to any supplier as at the end of each accounting year			
- Principal amount due to micro and small enterprises	-	-	-
- Interest due on above	-	-	-
b. The amount of interest paid by the buyer in terms of section 16 of the Micro and Small enterprise Development Act, 2006, along with the amounts of the payment made to the supplier beyond the appointed day during each accounting year.	-	-	-

CONSOLIDATED NOTES TO FINANCIAL STATEMENTS FOR THE YEAR ENDED 31 MARCH 2018

	₹ in lakhs 31 Mar 2018	₹ in lakhs 31 Mar 2017	₹ in lakhs 31 Mar 2016
c. The amount of interest due and payable for the period of delay in making payment (which have been paid but beyond the appointed day during the year) but without adding the interest specified under Micro and Small Enterprise Development Act, 2006.	-	-	-
d. The amount of interest accrued and remaining unpaid at the end of each accounting year;	-	-	-
e. The amount of further interest remaining due and payable even in the succeeding years, until such date when the interest dues as above are actually paid to the small enterprise for the purpose of disallowance as a deductible expenditure under section 23 of the Micro and Small Enterprises Development Act, 2006.	-	-	-

*The company has initiated the process of identification of suppliers registered under Micro and Small Enterprise Development Act, 2006, by obtaining confirmations from all suppliers. Information has been collated only to the extent of information received as at the balance sheet date.

33. Details of loans given, investments made and guarantee given covered u/s 186 (4) of the Companies Act, 2013

Name of the company	Balance as at	
	31-Mar-18 ₹ in lakhs	31-Mar-17 ₹ in lakhs
Panol Industries RMC FZE, UAE (Bank Guarantee US \$ 25 lakhs PY US \$ 45 lakhs)	1,626.10	2,917.74
Panol Industries RMC FZE, UAE (Corporate Guarantee US \$ 90 lakhs PY US \$ 50 lakhs)	5,853.97	3,241.93

34. Employee Benefits:

i) Defined Contribution Plan:			
Company's contribution to Provident Fund Rs. 22.85 lakhs (Previous year Rs. 21.21 lakhs)			
The company also contributes to the following:			
Employee State Insurance Contribution Fund : Rs. 3.75 lakhs (Previous year Rs. 2.67 lakhs)			
ii) Defined Benefit Plan:			₹ In lakhs
The following table sets out the funded status of the Gratuity Plan and the amounts recognised in the Company's financial statements:			
	As at 31 Mar 2018	As at 31 Mar 2017	As at 31 Mar 2016
(a) Change in the obligation benefits:			
Projected benefit obligation at the beginning of the year	99.73	82.35	73.91
Service Cost	12.44	9.63	8.68
Interest cost	6.07	5.55	4.87
Actuarial (Gains) / Losses on Obligations - Due to Change in Financial Assumptions	(4.87)	4.52	0.25
Actuarial (Gains) / Losses on Obligations - Due to Change in Demographic Assumptions	-	-	1.58
Actuarial (Gains) / Losses on Obligations - Due to Experience	7.82	(1.94)	0.63
Past Service Cost	25.49	-	-
Benefits paid	(0.87)	(0.39)	(7.58)
Projected benefit obligation at the end of the year	145.80	99.73	82.34

CONSOLIDATED NOTES TO FINANCIAL STATEMENTS FOR THE YEAR ENDED 31 MARCH 2018

	₹ In lakhs		
	As at 31 Mar 2018	As at 31 Mar 2017	As at 31 Mar 2016
(b) Change in the plan assets:			
Fair value of the plan assets at the beginning of the year	70.79	53.92	42.50
Expected return on plan assets	4.50	6.88	1.42
Employer's contribution	-	10.00	10.00
Benefits paid	-	-	-
Return on plan assets, excluding interest income	-	-	-
Fair value of the plan assets at the end of the year	75.30	70.79	53.92
Funded status [Surplus / (Deficit)]	(70.50)	(28.93)	(28.42)
(c) Net Gratuity and other cost:			
Service cost	12.44	9.63	8.68
Past service cost and loss/(gain) on curtailments	25.49	-	-
Interest on defined benefit obligation	1.59	1.83	1.68
Interest income	-	-	-
Net gratuity cost	39.51	11.46	10.36
(d) Amounts recognised in the statement of other comprehensive income:			
Actuarial gain/(loss)	2.95	2.58	2.46
Return on plan assets, excluding interest income	(0.02)	(3.15)	1.77
Net income / (expense) for the period recognised in other comprehensive income	-	-	-
	2.93	(0.57)	4.23
(e) Category of Assets:			
Policy of Insurance	100%	100%	100%
	100%	100%	100%
(f) Assumptions used in accounting for the Gratuity Plan:			
	%	%	%
Discount rate	7.55%	7%	7.75%
Expected rate of return on plan assets	7.55%	7%	7.75%
Age of Retirement	58	58	58
Annual increase in salary cost	6%	6%	6%

35. Segment Information
A. Factors used to identify the entity's reportable segments, including the basis of organisation

For management purposes, as the Company is in the business of manufacturing and trading of specialty petroleum products, the Company has considered petroleum products as the only business segment for disclosure in this context of Indian Accounting Standard 108.

The Managing Director (MD) evaluates the Company's performance and allocates resources based on an analysis of various performance indicators by operating segment. The MD reviews revenue and gross profit as the performance indicator for the operating segment. However, the Company's finance (including finance cost and finance income) and income taxes are managed on a company as a whole basis and are not allocated to any segment.

Geographical segment of the organisation

For the purpose of geographical segment the sales are divided into two segments - within India and outside India. The accounting policies of the segments are the same as those described in Note 2 (O).

CONSOLIDATED NOTES TO FINANCIAL STATEMENTS FOR THE YEAR ENDED 31 MARCH 2018
B. Information about reportable segment

The following table shows the distribution of the Company's reportable segment by geographical market, regardless of where the goods were produced:

Particulars	2017-2018			2016-2017		
	Within India	Outside India	Total	Within India	Outside India	Total
	₹ in lakhs					
Revenue						
Sales to external customers	67,653.44	66,927.82	1,34,581.26	56,846.15	33,090.62	89,936.77
Other segment information						
Segment Assets	82,406.37	15,189.87	97,596.24	54,649.34	12,229.72	66,879.06
Capital Expenditure:						
Additions to tangible & intangible fixed assets (Including CWIP)	1,312.27	45.11	1,357.38	545.43	219.82	765.25

36. Details of related party transactions in accordance with Ind AS 24 'Related Party Disclosures'
(a) Names of related parties with whom transactions have taken place during the year
Key Management Personnel

Amirali E Rayani
Amin A Rayani
Samir Rayani
Hussein Rayani

Relatives of key management personnel

Akbarali Rayani (Brother of Mr. Amirali E Rayani)
Vazirali Rayani (Brother of Mr. Amirali E Rayani)
Salimali Rayani (Brother of Mr. Amirali E Rayani)
Arif Rayani (Brother of Mr. Amin Rayani)
Nilima Kheraj (Sister of Mr. Samir Rayani)
Munira Rayani (Wife of Mr. Hussein Rayani)
Iqbal Rayani (Brother of Mr. Hussein Rayani)

Subsidiary (Wholly owned)

Panol Industries RMC FZE, UAE

(b) Transactions with Related Parties

Transaction with Key Managerial Personnel and relatives of Key Managerial Personnel	2017-2018 ₹ In lakhs	2016-2017 ₹ In lakhs
Remuneration paid to Key Managerial Personnel		
Amirali E Rayani	27.00	24.00
Amin A Rayani	24.30	21.00
Samir Rayani	21.75	18.00
Hussein Rayani	21.75	18.00

CONSOLIDATED NOTES TO FINANCIAL STATEMENTS FOR THE YEAR ENDED 31 MARCH 2018

	2017-2018 ₹ In lakhs	2016-2017 ₹ In lakhs
Remuneration paid to Relative of Key Managerial Personnel		
Akbarali Rayani	5.40	5.40
Vazirali Rayani	5.40	5.40
Salimali Rayani	5.40	5.40
Arif Rayani	12.00	12.00
Nilima Kheraj	5.40	5.40
Munira Rayani	5.40	5.40
Iqbal Rayani	12.00	12.00
Payment of Rent		
Rent paid to Key Managerial Personnel		
Amin A Rayani	5.46	5.46
Samir Rayani	6.66	5.00
Rent paid to Relative of Key Managerial Personnel		
Arif Rayani	3.10	3.10

37. Leases

Operating Lease: company as lessee

The Company has entered into arrangements for taking on leave and license basis certain office premises and warehouses. The specified disclosure in respect of these agreements is given below :

Lease payments recognized in the profit and loss statement for the year	52.99	31.57
--	--------------	-------

Notes:

- (i) There is no escalation clause in the lease agreement
- (ii) There are no restrictions imposed by lease arrangements
- (iii) There are no subleases

38. Earnings per share (EPS)

The following reflects the profit and share data used in the basic and diluted EPS computations :

Profit after tax attributable to equity shareholders	6,097.30	4,380.05
Net profit for calculation of basic and diluted EPS	6,097.30	4,380.05
	No. of shares	No. of shares
Weighted average number of equity shares in calculating basic EPS	6,04,93,598	6,04,93,598
Basic Earnings per share	10.08	7.24
Diluted Earnings per share	10.08	7.24

The shareholders in the 35th Annual General Meeting held on 18 Sept 2017 approved the issue of bonus shares in the ratio of one equity share of Rs. 2/- each for two existing share of Rs. 2/- each held and accordingly the Company has allotted 2,01,64,533 number of equity shares on 5th October 2017. Pursuant to above, earnings per share (both basic and diluted) for the year ended and comparative period has been calculated after adjustment of number of bonus share issued in compliance with para 64 of Indian Accounting Standard (Ind AS)-33.

39. Tax expense
(a) Amounts recognised in the statement of profit and loss

Current tax expense		
Current year	2,832.00	2,075.00
Changes in estimates relating to prior years	-	9.57
	2,832.00	2,084.57
Deferred tax expense		
Origination and reversal of temporary differences	86.11	101.01
Change in tax rate	-	-
	86.11	101.01
Tax expense recognised in the statement of profit and loss	2,918.11	2,185.58

CONSOLIDATED NOTES TO FINANCIAL STATEMENTS FOR THE YEAR ENDED 31 MARCH 2018
₹ in lakhs

	2017-2018			2016-2017		
	Before Tax	Tax (expense) / benefit	Net of Tax	Before Tax	Tax (expense) / benefit	Net of Tax
(b) Amounts recognised in other comprehensive income						
Items that will not be reclassified to profit or loss:						
a) Re-measurements of the defined benefit plans	(2.93)	1.01	(1.91)	-	-	-
b) Equity instruments through Other Comprehensive Income	3.82	-	3.82	8.70	-	8.70
Total	0.90	1.01	1.91	8.70	-	8.70

Year ended 31.3.2018	Year ended 31.3.2017
₹ In lakhs	₹ In lakhs

(c) Reconciliation of effective tax rate

Profit before tax	8,354.09	6,281.11
Statutory income tax rate	34.608	34.608
Tax using the Company's domestic tax rate	2,891.18	2,173.77
Increase due to change in tax rate	-	-
Tax effect of:		
Non-deductible tax expenses / disallowances under Income Tax Act	41.32	22.71
Tax-exempt income and deductions under Chapter VI A of Income Tax Act	(14.55)	(12.08)
Tax benefit u/s 35 (2AB) of Income Tax Act	(20.06)	(34.76)
Temporary difference recognised in deferred taxes	(66.33)	(62.96)
Tax payable at special rates	-	(10.65)
Others	0.56	(1.04)
Amounts recognised in other comprehensive income	(0.00)	(0.00)
	2,832.13	2,075.00

(d) Movement in deferred tax balances
₹ In lakhs

Particulars	Net balance 1.4.2017	Recognised in profit or loss	Recognised in OCI	Net balance 31.3.2018	Deferred tax asset	Deferred tax liability
Property, plant and equipment and intangible assets	694.92	97.08	-	792.00	-	792.00
Employee Retirement Benefits	17.78	3.60	-	21.38	21.38	-
Provision for doubtful debts and advances	4.81	-	-	4.81	4.81	-
Provision for ECL	10.06	8.22	-	18.28	18.28	-
Prepaid expenses	0.01	0.18	-	0.19	0.19	-
Tax assets / (liabilities)	727.58	109.08	-	836.66	44.66	792.00

CONSOLIDATED NOTES TO FINANCIAL STATEMENTS FOR THE YEAR ENDED 31 MARCH 2018

Particulars	Net balance 1.4.2016	Recognised in profit or loss	Recognised in OCI	Net balance 31.3.2017	Deferred tax asset	₹ In lakhs Deferred tax liability
Property, plant and equipment and intangible assets	594.79	100.13	-	694.92	-	694.92
Employee Retirement Benefits	16.40	1.38	-	17.78	17.78	-
Provision for doubtful debts and advances	4.81	-	-	4.81	4.81	-
Provision for ECL	12.34	(2.28)	-	10.06	10.06	-
Prepaid expenses	-	0.01	-	0.01	0.01	-
Tax assets / (liabilities)	561.24	101.02	-	727.58	32.66	694.92

40. Financial Instruments : Accounting classifications and fair value measurements
(i) Accounting classifications

The fair values of the financial assets and liabilities are determined at the amount at which the instrument could be exchanged in a current transaction between willing parties, other than in a forced or liquidation sale.

The following methods and assumptions were used to estimate the fair values:

The carrying amounts of trade receivables, cash and cash equivalents, bank balances, short term deposits, trade payables, payables for acquisition of property, plant and equipment, short term loans from banks, financial institutions and other current financial assets and liabilities are considered to be the same as their fair values, due to their short-term nature.

(ii) Fair value measurements

The Company uses the following hierarchy for determining and disclosing the fair value of financial instruments by valuation technique:

Level 1 — Quoted (unadjusted) market prices in active markets for identical assets or liabilities.

Level 2 — Valuation techniques for which the lowest level input that is significant to the fair value measurement is directly or indirectly observable.

Level 3 — Valuation techniques for which the lowest level input that is significant to the fair value measurement is unobservable.

The following table presents carrying value and fair value of financial instruments by categories and also fair value hierarchy of assets and liabilities measured at fair value :

As at 31st March, 2018	Carrying Value	Classification			₹ In lakhs
		FVTPL	FVTOCI	Amortised Cost	
Financial assets					
Investments					
Investment in equity shares (unquoted)	1.17	1.17	-	-	
Investment in equity shares (quoted)	10.02	-	10.02	-	
Others non current	42.15	-	-	42.15	
Trade receivables	28,023.77	-	-	28,023.77	
Loans and advances					
Loans to employees	18.68	18.68	-	-	
Others	37.75	-	-	37.75	
Other financial assets					
Derivative instruments	21.38	21.38	-	-	
Others	156.75	-	-	156.75	
Cash and cash equivalents	2,670.88	-	-	2,670.88	
Bank balances	753.63	-	-	753.63	
	31,736.19	41.23	10.02	31,684.94	

CONSOLIDATED NOTES TO FINANCIAL STATEMENTS FOR THE YEAR ENDED 31 MARCH 2018
Financial liabilities
₹ In lakhs

Borrowings				
Short term loans from banks	4,512.68	-	-	4,512.68
Trade payables and acceptances	53,251.80	-	-	53,251.80
Other financial liabilities	1,687.92	-	-	1,687.92
Derivative instruments	-	-	-	-
	59,452.40	-	-	59,452.40

As at 31st March, 2017

₹ In lakhs

	Carrying Value	Classification		
		FVTPL	FVTOCI	Amortised Cost
Financial assets				
Investments				
Investment in equity shares (unquoted)	1.17	1.17	-	-
Investment in equity shares (quoted)	101.08	-	101.08	-
Others non current	20.88	-	-	20.88
Trade receivables	18,266.67	-	-	18,266.67
Loans and advances				
Loans to employees	15.57	15.57	-	-
Others	100.35	-	-	100.35
Other financial assets				
Derivative instruments	-	-	-	-
Others	153.64	-	-	153.64
Cash and cash equivalents	1,313.61	-	-	1,313.61
Bank balances	966.76	-	-	966.76
	20,939.73	16.74	101.08	20,821.91

Financial liabilities

Borrowings				
Short term loans from banks	3,258.15	-	-	3,258.15
Trade payables and acceptances	30,765.43	-	-	30,765.43
Other financial liabilities	309.56	-	-	309.56
Derivative instruments	280.46	280.46	-	-
	34,613.60	280.46	-	34,333.14

As at 31st March, 2018
As at 31st March, 2017
Fair Value
Fair Value

	Level 1	Level 2	Level 3	Level 1	Level 2	Level 3
Financial assets						
Investments						
Investment in equity shares (unquoted)	-	-	1.17	-	-	1.17
Investment in equity shares (quoted)	10.02	-	-	-	101.08	-
Loans and advances						
Loans to employees	-	-	18.68	-	-	15.57
Other financial assets						
Derivative instruments	-	21.38	-	-	-	-
	10.02	21.38	19.85	-	101.08	16.74

CONSOLIDATED NOTES TO FINANCIAL STATEMENTS FOR THE YEAR ENDED 31 MARCH 2018

	As at 31st March, 2018			As at 31st March, 2017		
	Fair Value			Fair Value		
	Level 1	Level 2	Level 3	Level 1	Level 2	Level 3
Financial liabilities						
Borrowings	-	-	-	-	-	-
Short term loans from banks	-	-	-	-	-	-
Trade payables and acceptances						
Other financial liabilities	-	-	-	-	-	-
Derivative instruments	-	-	-	-	280.46	-
Others						
	-	-	-	-	280.46	-

During the reporting period ending 31st March, 2017 and 31st March, 2016, there were no transfers between Level 1 and Level 2 fair value measurements and no transfer into and out of Level 3 fair value measurements.

(iii) Description of significant observable inputs to valuation:

The following table shows the valuation techniques used to determine fair value :

Type	Valuation technique
Investments in equity shares (unquoted)	Book value
Investments in equity shares (quoted)	Fair Value
Loan to employees	Based on prevailing market interest rate
Derivative instruments	Fair valued based on prevailing market rate at each closing date
Short term loans from banks	Based on quotes from banks and financial institutions

41. Financial risk management
Risk management framework

The Company has identified financial risks and categorised them in three parts viz. (i) Credit Risk, (ii) Liquidity Risk and (iii) Market Risk. Details regarding sources of risk in each such category and how Company manages the risk is explained in following notes:

(i) Credit risk

Credit risk refers to the possibility of a customer and other counterparties not meeting their obligations and terms and conditions which would result into financial losses. Such risk arises mainly from trade receivables and investments. Credit risk is managed through internal credit control mechanism such as credit approvals, establishing credit limits and continuously monitoring the credit worthiness of customers to which the Company grants credit terms in the normal course of business. The Company establishes an allowance for doubtful debts and impairment that represents its estimate of incurred losses in respect of trade and other receivables and investments. The maximum exposure to credit risk in case of all the financial instruments covered below is restricted to their respective carrying amount.

Trade receivables

As per the credit policy of the Company, generally no credit are given exceeding the accepted credit norms. The Company deals with large corporate houses and State Electricity Boards after considering their credit standing. The credit policy with respect to other customers is strictly monitored by the Company at periodic intervals. Credit risk is managed through credit approvals, establishing credit limits and continuously monitoring the credit worthiness of customers. In addition, for amounts recoverable on exports, the Company has adequate insurance to mitigate overseas customer and country risk.

The Company uses an allowance matrix to measure the expected credit losses of trade receivables (which are considered good). The following table provides information about the exposure to credit risk and loss allowance (including expected credit loss provision) for trade receivables:

CONSOLIDATED NOTES TO FINANCIAL STATEMENTS FOR THE YEAR ENDED 31 MARCH 2018

Ageing	Gross Carrying Amount	Expected Credit Loss Rate	Credit Loss	₹ In lakhs
				Net Carrying Amount
0-180 days past due	339.42	5.09%	17.26	322.16
180-365 days past due	115.45	10.31%	11.91	103.55
More than 365 days past due	183.44	12.89%	23.65	159.79
	638.31	28.29%	52.81	585.50

Note - Expected credit loss is worked out on the trade receivable for which no specific provision is made.

Cash and cash equivalents

The Company held cash and cash equivalents of ₹ 2,453.22 lakhs at 31.3.2018 (31.3.2017: ₹ 1,005.42 lakhs, 1.4.2016 : ₹ 818.71 lakhs). The cash and cash equivalents are held with banks with good credit ratings. Also, the Company invests its surplus funds in bank fixed deposits, which carry no / low mark to market risks for short duration and therefore, does not expose the Company to credit risk.

Investments

The Company limits its exposure to credit risk by generally investing in liquid securities and only with counterparties that have a good credit rating. The Company does not expect any losses from non-performance by these counterparties, and does not have any significant concentration of exposures to specific industry sectors or specific country risks.

Derivatives

The forward contracts were entered into with banks having an investment grade rating and exposure to counterparties is closely monitored and kept within the approved limits.

(ii) Liquidity risk

Liquidity risk is the risk that the Company will not be able to meet its financial obligations on due date. The Company has a strong focus on effective management of its liquidity to ensure that all business and financial commitments are met on time. This is ensured through proper financial planning with detailed annual business plans, discussed at appropriate levels within the organisation. Annual business plans are divided into quarterly plans and put up to management for detailed discussion and an analysis of the nature and quality of the assumptions, parameters etc. Daily and monthly cash flows are prepared, followed and monitored at senior levels to prevent undue loss of interest and utilise cash in an effective manner. Cash management services are availed to avoid any loss of interest on collections. In addition, the Company has adequate borrowing limits with reputed banks in place duly approved.

a) Financing arrangements

The Company has an adequate fund and non-fund based limits lines with various banks. The Company's diversified source of funds and strong operating cash flow enables it to maintain requisite capital structure discipline. The financing products include working capital loans, buyer's credit loan, supplier's credit loan etc.

b) Maturities of financial liabilities

The amounts disclosed in the table are the contractual undiscounted cash flows within one year

	₹ In lakhs		
	As at 31.3.2018	As at 31.3.2017	As at 31.3.2016
Short term loans from banks	4,512.68	3,258.15	5,742.59
Trade payables	53,251.80	30,765.43	15,092.77
Other financial liabilities (other than derivative liabilities)	1,687.92	309.56	244.46
Derivative liabilities	(21.38)	280.46	3.16
	59,431.02	34,613.60	21,082.98

(iii) Market Risk

The risk that the fair value or future cash flows of financial instruments will fluctuate because of changes in market price. Market risk further comprises of (a) Currency risk, (b) Interest rate risk and (c) Commodity risk.

CONSOLIDATED NOTES TO FINANCIAL STATEMENTS FOR THE YEAR ENDED 31 MARCH 2018
a) Currency Risk

The Company is exposed to currency risk mainly on account of its import payables and export receivables in foreign currency. The major exposures of the Company are in U.S. dollars. The Company hedges its import foreign exchange exposure partly through exports and depending upon the market situations partly through forward foreign currency covers. The Company has a policy in place for hedging its foreign currency exposure. The Company does not use derivative financial instruments for trading or speculative purposes.

	31-Mar-18 \$ In lakhs	31-Mar-18 ₹ In lakhs	31-Mar-17 \$ In lakhs	31-Mar-17 ₹ In lakhs	31-Mar-16 \$ In lakhs	31-Mar-16 ₹ In lakhs
Financial assets						
Trade Receivables	112.11	7,292.30	44.83	2,911.85	43.01	2,852.93
Cash and cash equivalents	26.82	1,744.17	6.03	391.17	5.80	384.83
Other financial assets	1.60	104.27	3.51	229.02	1.86	123.11
Net exposure for assets - A	140.53	9,140.74	54.37	3,532.04	50.67	3,360.87
Financial liabilities						
Trade Payables	729.08	47,421.01	366.37	23,754.88	200.92	13,333.18
Other financial liabilities	0.95	62.02	0.65	42.03	0.64	42.68
Less: Foreign currency forward exchange contracts	94.99	6,178.15	142.63	9,248.13	5.00	331.65
Net exposure for liabilities - B	635.04	41,304.88	224.39	14,548.78	196.56	13,044.21
Net exposure (A-B)	(494.51)	(32,164.15)	(170.02)	(11,016.74)	(145.89)	(9,683.34)

The following exchange rates have been applied at the end of the respective years

	31-03-2018	31-03-2017	31-03-2016
USD Rate	65.04	64.84	66.33

Sensitivity analysis

The table below shows sensitivity of open forex exposure to USD / INR movement. We have considered 1% (+/-) change in USD / INR movement; increase indicates appreciation in USD / INR whereas decrease indicates depreciation in USD / INR. The indicative 1% movement is directional and does not reflect management forecast on currency movement.

Impact on profit or loss due to % increase / (decrease) in currency

Particulars	2017-2018		2016-2017	
	Increase	(Decrease)	Increase	(Decrease)
Movement (%)	1%	1%	1%	1%
USD	(320.12)	320.12	(117.60)	117.60

b) Interest rate risk

The Company is not exposed to significant interest rate risk during the respective reporting periods. Short term loans are taken on fixed interest rates.

c) Commodity Risk
Raw Material Risk

"Timely availability and also non-availability of good quality base oils from across the globe could negate the qualitative and quantitative production of the various products of the Company. Volatility in prices of crude oil and base oil is another major risk for this segment. The Company procures base oils from various suppliers scattered in different parts of the world. The Company tries to enter into long term supply contracts with regular suppliers and at times buys the base oils on spot basis."

CONSOLIDATED NOTES TO FINANCIAL STATEMENTS FOR THE YEAR ENDED 31 MARCH 2018
Capital management

The Company's policy is to maintain a strong capital base so as to maintain investor, creditor and market confidence and to sustain future development of the business. Management monitors the return on capital as well as the level of dividends to ordinary shareholders.

i) Debt Equity Ratio

The Company monitors capital using debt equity ratio. The Company's debt to equity ratios are as follows:

	Year ended 31.3.2018 ₹ In lakhs	Year ended 31.3.2017 ₹ In lakhs	Year ended 31.3.2016 ₹ In lakhs
Total borrowings (Refer note 11)	4,512.68	3,258.15	5,742.59
Total equity (Refer note 9 and 10)	37,152.33	31,278.42	27,266.67
Debt to Equity ratio	0.12	0.10	0.21

ii) Dividends

	Year ended 31.3.2018		Year ended 31.3.2017		Year ended 31.3.2016	
	Rate Per Share	₹ In lakhs	Rate Per Share	₹ In lakhs	Rate Per Share	₹ In lakhs
Dividends paid during the year	1.00	403.29	0.50	201.65	2.00	806.58

42. First time adoption of Ind AS
42.1 Mandatory exceptions, optional exemptions
Transition to Ind AS

These are the Company's first financial statements prepared in accordance with Ind AS. For the year ended 31st March, 2017, the Company had prepared its financial statements in accordance with Companies (Accounting Standards) Rules, 2014, notified under Section 133 of the Companies Act, 2013 and other relevant provisions of the Act ('IGAAP'). The accounting policies set out in Note 2 have been applied in preparing these Financial Statements for the year ended 31st March, 2017 and the opening Ind AS Balance Sheet on the date of transition (i.e. 1st April, 2016). In preparing its Ind AS Balance Sheet as at 1st April, 2016 and in presenting the comparative information for the year ended 31st March, 2017, the Company has adjusted amounts previously reported in the Financial Statements prepared in accordance with IGAAP. This note explains the principal adjustments made by the Company in restating its Financial Statements prepared in accordance with IGAAP, and how the transition from IGAAP to Ind AS has impacted the Company financial position, financial performance and cash flows.

Exemptions and exceptions availed

In preparing the Financial Statement, the Company has availed the below mentioned optional exemptions and mandatory exceptions.

A. Exceptions :
1. Classification and measurement of financial assets

As permitted under Ind AS 101, the Company has determined the classification of financial assets based on facts and circumstances that exist on the date of transition. In line with Ind AS 101, measurement of financial assets accounted at amortised cost has been done retrospectively except where the same is impracticable.

CONSOLIDATED NOTES TO FINANCIAL STATEMENTS FOR THE YEAR ENDED 31 MARCH 2018
2. Estimates

Ind AS estimates as at 1st April, 2016 are consistent with the estimates as at the same date made in conformity with IGAAP. Company has made estimates for following items in accordance with Ind AS at the date of transition as these were not required under IGAAP:

- investment in equity instruments carried at FVTOCI;
- impairment of financial assets based on expected credit loss model;
- determination of the discounted value for financial instruments carried at amortised cost.

B. Optional exemptions :
Property, plant and equipment and intangible assets

The Company has availed the exemption available under Ind AS 101 to continue the carrying value for all of its property, plant and equipment and intangible assets as recognised in the Financial Statements as at the date of transition to Ind AS, measured as per the IGAAP and use that as its deemed cost as at the date of transition (1st April, 2016).

42.2 First time adoption reconciliations

Effect of Ind AS adoption on the balance sheet as at 31st March, 2017 and 1st April, 2016

	As at 31.3.2017			As at 1.4.2016		
	End of last period presented under previous GAAP			Date of Transition		
	Previous GAAP	Effect of transition to Ind AS	Ind AS	Previous GAAP	Effect of transition to Ind AS	Ind AS
Non-current Assets						
a. Property, Plant and Equipment	8,169.10	4,362.51	12,531.61	7,946.16	4,313.55	12,259.71
b. Capital Work-in-Progress	428.92	-	428.92	19.55	-	19.55
c. Investment Property	-	-	-	-	-	-
d. Intangible Assets	-	-	-	-	-	-
e. Financial Assets						
(i) Investments	5,283.86	(5,181.61)	102.25	5,430.86	(5,190.31)	240.55
(ii) Loans	-	-	-	-	-	-
(iii) Others	0.10	20.78	20.88	0.10	14.44	14.54
f. Other Non-current Assets	55.36	1,547.19	1,602.55	76.11	832.09	908.20
Total Non-current Assets (A)	13,937.34	748.87	14,686.21	13,472.78	(30.23)	13,442.55
Current Assets						
a. Inventories	22,980.12	7,239.18	30,219.30	13,549.01	2,928.02	16,477.03
b. Financial Assets						
(i) Investments	-	-	-	-	-	-
(ii) Trade Receivables	17,648.44	618.23	18,266.67	13,489.88	1,824.52	15,314.40
(iii) Cash and Cash Equivalents	1,005.42	308.19	1,313.61	818.71	326.85	1,145.56
(iv) Bank balances other than above	632.67	334.09	966.76	373.51	7.43	380.94
(v) Loans	110.34	5.58	115.92	81.85	5.37	87.22
(vi) Others	150.88	2.76	153.64	16.17	128.89	145.06
c. Current Tax Assets (Net)	-	-	-	-	-	-
d. Other Current Assets	1,132.57	24.38	1,156.96	2,151.83	(23.44)	2,128.39
Total Current Assets (B)	43,660.44	8,532.41	52,192.85	30,480.96	5,197.64	35,678.60
Total Assets (A+B)	57,597.78	9,281.28	66,879.06	43,953.74	5,167.41	49,121.15

CONSOLIDATED NOTES TO FINANCIAL STATEMENTS FOR THE YEAR ENDED 31 MARCH 2018

	As at 31.3.2017			As at 1.4.2016		
	End of last period presented under previous GAAP			Date of Transition		
	Previous GAAP	Effect of transition to Ind AS	Ind AS	Previous GAAP	Effect of transition to Ind AS	Ind AS
Equity						
a. Equity share capital	806.58	-	806.58	806.58	-	806.58
b. Other equity	28,285.85	2,185.99	30,471.84	24,736.26	1,723.83	26,460.09
Total equity (shareholders' funds as per previous GAAP) (A)	29,092.43	2,185.99	31,278.42	25,542.84	1,723.83	27,266.67
Liabilities						
1. Non-current Liabilities						
a. Financial liabilities						
(i) Borrowings	-	-	-	-	-	-
b. Provisions	-	16.47	16.47	-	18.78	18.78
c. Deferred tax liability (net)	541.07	121.19	662.26	384.95	176.29	561.24
d. Other non-current liabilities	-	-	-	-	-	-
Total Non-current Liabilities (i)	541.07	137.66	678.73	384.95	195.07	580.02
2. Current Liabilities						
a. Financial liabilities						
(i) Borrowings	1,280.22	1,977.93	3,258.15	2,877.35	2,865.24	5,742.59
(ii) Trade payables	25,289.26	5,476.17	30,765.43	14,446.87	645.90	15,092.77
(iii) Other financial liabilities	337.58	252.44	590.02	48.47	199.15	247.62
b. Other current liabilities	301.12	(247.05)	54.07	268.95	(199.15)	69.80
c. Provisions	514.30	(501.86)	12.44	384.31	(358.18)	26.13
d. Current tax liabilities (net)	241.80	-	241.80	-	95.56	95.56
Total Current Liabilities (ii)	27,964.28	6,957.63	34,921.91	18,025.95	3,248.52	21,274.47
Total Liabilities (i+ii) (B)	28,505.35	7,095.29	35,600.64	18,410.90	3,443.59	21,854.49
Total Equity and Liabilities (A+B)	57,597.78	9,281.28	66,879.06	43,953.74	5,167.41	49,121.15

Reconciliation of total equity as at 31st March, 2017 and 1st April, 2016

	As at 31.3.2017 ₹ In lakhs	As at 1.4.2016 ₹ In lakhs
Total equity (shareholders' funds) under previous GAAP	30,939.28	27,239.47
Reversal of proposed dividend and tax on dividend	485.39	243.84
Fair valuation of quoted investments	4.01	(4.69)
(Provision) / Write back for expected credit loss	(29.07)	(35.67)
Deferred tax	(121.19)	(176.29)
Total adjustment to equity	339.14	27.20
Total equity as per Ind AS	31,278.42	27,266.67

CONSOLIDATED NOTES TO FINANCIAL STATEMENTS FOR THE YEAR ENDED 31 MARCH 2018**42.3 Notes to the reconciliations****1 Property, plant and equipment:**

Under previous GAAP, there was no requirement to present investment property separately and the same was included under tangible fixed assets (buildings) and measured at cost less accumulated depreciation. Under Ind AS, investment property is required to be presented separately in the balance sheet and depreciation is charged on it. Accordingly, the carrying amount of investment property as at 1st April, 2016 of ₹ 578.63 lakhs and as at 31st March, 2017 of ₹ 578.63 lakhs (before considering depreciation) under previous GAAP has been reclassified to a separate line item on the face of the balance sheet. There is no impact on the statement of profit and loss.

2 Fair valuation of investments:

Under previous GAAP, long term investments were measured at cost less diminution in the value which is other than temporary. Under Ind AS, these assets are classified as financial assets measured at fair value through profit or loss (FVOCI). On the date of transition to Ind AS, these financial assets have been measured at their fair value which is lower/higher than the cost as per previous GAAP, resulting in an decrease in the carrying amount by ₹ (4.69) lakhs as at 1st April, 2016 and increase by ₹ 4.01 lakhs as at 31st March, 2017.

3. Trade receivables:

Under Indian GAAP, the Company has created provision for impairment of receivables only in respect of specific amount for incurred losses. Under Ind AS, impairment allowance has been determined based on Expected Credit Loss (ECL) model. Due to ECL model, the Company impaired its trade receivable by ₹ 35.67 lakhs on 1st April, 2016 which has been eliminated against retained earnings. The impact of ₹ (6.59) lakhs for year ended on 31st March, 2017 has been recognised in the statement of profit and loss. Moreover, all trade receivables are now classified as current financial assets as per Ind AS.

4. Other Comprehensive income:

Under previous GAAP, there was no concept of other comprehensive income. Under Ind AS, specified items of income, expense, gains or losses are required to be presented in other comprehensive income.

5. Dividend (including dividend tax):

Under previous GAAP, proposed dividends including Dividend Distribution Tax (DDT) are recognised as a liability in the period to which they relate, irrespective of when they are declared. Under Ind AS, a proposed dividend is recognised as a liability in the period in which it is declared by the company (usually when approved by shareholders in a general meeting) or paid. In the case of the company, the declaration of dividend occurs after period end. Therefore, the short term provision of ₹ 243.84 lakhs (including DDT) for the year ended on 31st March, 2016 recorded for dividend has been derecognised against retained earnings on 1st April, 2016.

6. Employee benefits:

"Both under Indian GAAP and Ind AS, the Company recognised costs related to its post-employment defined benefit plan on an actuarial basis. Under Indian GAAP, the entire cost, including actuarial gains and losses, are charged to profit or loss. Under Ind AS, remeasurements are to be recognised under other comprehensive income. Consequently, the tax effect of the same has also been recognised in other comprehensive income under Ind AS instead of profit or loss. On the date of transition, this change does not affect total equity."

7. Deferred tax:

Indian GAAP requires deferred tax accounting using the income statement approach, which focuses on differences between taxable profits and accounting profits for the period. Ind AS 12 requires entities to account for deferred taxes using the balance sheet approach, which focuses on temporary differences between the carrying amount of an asset or liability in the balance sheet and its tax base. The application of Ind AS 12 approach has resulted in recognition of deferred tax on new temporary differences which was not required under Indian GAAP. In addition, the various transitional adjustments lead to temporary differences. According to the accounting policies, the Company has to account for such differences. Deferred tax adjustments are recognised in co-relation to the underlying transaction either in retained earnings or a separate component of equity. On the date of transition, the net impact on deferred tax assets is of ₹ 176.29 lakhs with corresponding impact on retained earnings. For the year ended 31st March, 2017, deferred tax expenses are reduced by ₹ (57.38) lakhs.

CONSOLIDATED NOTES TO FINANCIAL STATEMENTS FOR THE YEAR ENDED 31 MARCH 2018**8. Revenue:**

Under previous GAAP, revenue from sale of products was presented net of excise duty under revenue from operations. Whereas, under Ind AS, revenue from sale of products includes excise duty. The corresponding excise duty expense is presented on the face of the statement of profit and loss. The change does not affect total equity as at 1st April, 2016 and 31st March, 2017, profit before tax or total profit for the year ended 31st March, 2018.

9. As per Ind AS, cash and cash equivalents are shown as a separate item and other bank balances are shown separately.

10. As per Ind AS, certain assets and liabilities are reclassified as financial assets or liabilities based on the recognition criteria for financial asset or financial liability.

43. Previous year figures

The Group has reclassified previous year figures to conform to this year's classification.

Signature to Notes 1 to 43 of the financial statements

As per our report of even date attached**For Bhuta Shah & Co. LLP**

Chartered Accountants
Firm Registration No. W100100

CA. Harsh Bhuta

Partner
Membership No: 137888

Place : Mumbai
Date : 25 May, 2018

For and on behalf of the Board of Directors of Panama Petrochem Ltd.**Amirali E. Rayani**

Chairman
DIN:00002616

Pramod Maheshwari

CFO

Place : Mumbai
Date : 25 May, 2018

Amin A. Rayani

Managing Director & CEO
DIN:00002652

Gayatri Sharma

Company Secretary & Compliance Officer



PANAMA PETROCHEM LIMITED

Regd. Office : Plot No. 3303, GIDC Estate, Ankleshwar – 393 002,
Tel: 91-2646-221068, Fax: 91-2646-225907, Website: www.panamapetro.com
CIN No. L23209GJ1982PLC005062 Email: ho@panamapetro.com

Attendance Slip

To be handed over at the entrance of the Meeting venue

Folio No. DP ID & Client ID No.

Name of the Shareholder/ Proxyholder

I record my presence at the 36th Annual General Meeting of the Company, to be held on Monday, August 20, 2018 at 11.30 a.m. at Rajmahal Conference hall of Hotel Lords Plaza at C4/6, GIDC, Old National Highway No. 8, Ankleshwar, Gujarat 393002

Member's/Proxy's Signature



PANAMA PETROCHEM LIMITED

Regd. Office : Plot No. 3303, GIDC Estate, Ankleshwar – 393 002,
Tel: 91-2646-221068, Fax: 91-2646-225907, Website: www.panamapetro.com
CIN No. L23209GJ1982PLC005062 Email: ho@panamapetro.com

Proxy Form

(Pursuant to Section 105(6) of the Companies Act, 2013 and Rule 19 (3) of the Companies (Management and Administration) Rules, 2014)

Name of the Member(s) :

Registered address :

E-mail :

Folio no./Client id/Dp Id :

No. of shares :

I/We, being the member(s) of the above company, hereby appoint

Name : E-mai :

Address :

Signature :

Or failing him/her

Name : E-mai :

Address :

Signature :

Or failing him/her

Name : E-mai :

Address :

Signature :

As my/our proxy to attend and vote (on a poll) for me/us and on my/our behalf at the 36th Annual General Meeting of the Company, to be held on Monday, August 20, 2018 at 11:30 A.M. at Rajmahal Conference hall of Hotel Lords Plaza at C4/6, GIDC, Old National Highway No. 8, Ankleshwar, Gujarat 393002 and at any adjournment thereof in respect of such resolutions as are indicated below:

Resolution No.	Resolution
Ordinary business	
1.	Adoption of the Audited Financial Statements (including Audited Consolidated Financial Statements) for the financial year ended March 31, 2018 together with the Reports of the Board of Directors & Auditors thereon.
2.	Declare dividend on equity shares.
3.	Reappointment of Mr. Samir A. Rayani, who retires by rotation.
Special business	
4.	To revise the overall borrowing powers of the Company and create charge /mortgage on the assets of the Company
5.	Ratification of Cost Auditors remuneration.

Signed this.....day of.....2018

Affix
Revenue
Stamp

Signatures of the proxy holder(s)

Signature of the member

Notes: The instrument of Proxy in order to be effective, should be deposited at the Registered Office of the Company, duly completed and signed, not less than 48 hours before the commencement of the meeting.

If undelivered please return to:



We provide - Consistency, Quality, Service, Economy

Corp. Office: 401, Aza House, 24, Turner Road, Bandra (W), Mumbai 400 050.

Tel.: +91 (22) 4217 7777 • **Fax:** +91 (22) 4217 7788

Email: ho@panamapetro.com • **website:** www.panamapetro.com