



# Premier Explosives Limited



7<sup>th</sup> September, 2021

To  
The General Manager  
Department of Corporate Relations  
**BSE Limited**  
Sir Phiroze Jeejeebhoy Towers,  
Dalal Street, Fort,  
Mumbai -400 001

To  
The Vice President,  
Listing Department  
**The National Stock Exchange of India  
Limited**  
Exchange Plaza  
Bandra Kurla Complex, Bandra (East)  
Mumbai 400 051

Scrip code: 526247

Scrip code: PREMEXPLN

Dear Sirs,

**Sub: Notice of 41<sup>st</sup> Annual General Meeting and Annual Report for the financial year 2020-21.**

This is further to our letter dated 3<sup>rd</sup> September, 2021 wherein it was informed that the Annual General Meeting (AGM) of the Company is scheduled to be held on Wednesday, 29<sup>th</sup> September, 2021 at 11.30 A.M. through Video Conferencing (VC) / Other Audio Visual Mode (OAVM).

In terms of Regulation 34 of the SEBI (Listing Obligations and Disclosure Requirements) Regulations, 2015, we are submitting herewith Annual Report of the Company for the financial year 2020-21 and the Notice of 41<sup>st</sup> AGM.

The Annual Report for the financial year 2020-21 including Notice of AGM is being sent to the shareholders electronically who have registered their email IDs. The same is also available on the Company's website at [www.pelgel.com](http://www.pelgel.com).

Brief details of AGM are as under:

Date & Time	Wednesday, 29 <sup>th</sup> September, 2021 at 11.30 A.M. IST
Mode	Video Conference / Other Audio-Visual Means
Cut-off date	22 <sup>nd</sup> September, 2021
e-voting start date & time	25 <sup>th</sup> September, 2021, 9.00 a.m. (IST)
e-voting end date & time	28 <sup>th</sup> September, 2021, 5.00 p.m. (IST)

Thanking you,

Yours faithfully,  
For Premier Explosives Limited

*K. Jhansi Laxmi*

K. Jhansi Laxmi  
Company Secretary





**FOR A PREMIER POSITION**

41<sup>st</sup> Annual Report 2020-21

# FY21 HIGHLIGHTS

## Entered into New Business Segment in Defence

Received 'Industrial license' and PESO license for the 'manufacture of all types of Warheads and Fuses at Katepally, Telangana'; License validity is for Lifetime

## Order Book as on 31st March 2021

Total order book in Explosives segment stands at ₹ 1,027 million, Defence stands at ₹ 1,630 million and Service segment stands at ₹ 1,630 crores

## New Order from Israel Aerospace Industries

Received order for development and supply of 'EDRM Rocket Motors & 82H Rocket Motor' & 160 mm Rocket motor from Israel

## Impact of Covid-19 on Order Execution

New orders processing and execution of existing orders were delayed due to Covid-19

## Disclaimer

Statements in this report that describe the Company's objectives, projections, estimates, expectations or predictions of the future may be 'forward-looking statements' within the meaning of the applicable securities laws and regulations. The Company cautions that such statements involve risks and uncertainty and that actual results could differ materially from those expressed or implied. Important factors that could cause differences include raw materials' cost or availability, cyclical demand and pricing in the Company's principal markets, changes in government regulations, economic developments within the countries in which the Company conducts business, and other factors relating to the Company's operations, such as litigation, labour negotiations and fiscal regimes. Some of the images used in this report are purely for illustrative purposes only and hence they are not the photos/images of our facilities, products or of any such nature/kind.

# TABLE OF CONTENTS

A Premier Position	1
About Us	4
Five Capitals of Premier Explosives Ltd	6
Expanding Capabilities	8
Chairman's Message	10
Review by Deputy Managing Director	12
Financial Highlights	14
10 Years at a Glance	15
Board of Directors	16
Senior Management	18
Corporate Information	19
Corporate Social Responsibility	20

## STATUTORY REPORTS

Management Discussion & Analysis	21
Directors' Report	26
Report on Corporate Governance	33

## FINANCIAL STATEMENTS

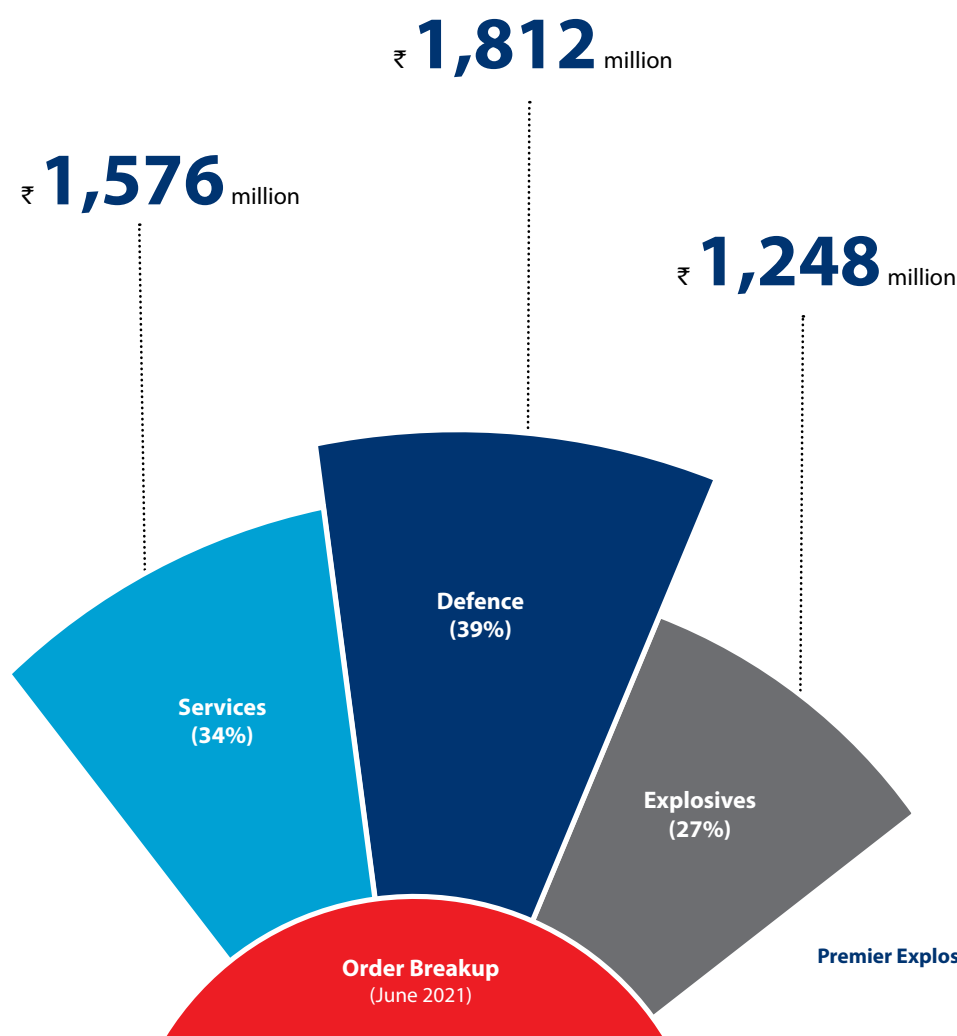
Standalone Independent Auditor's Report	63
Standalone Financial Statements	69
Notes to Standalone Financial Statements	74
Consolidated Independent Auditor's Report	107
Consolidated Financial Statements	113
Notes to Consolidated Financial Statements	118

## NOTICE

Notice of the 41 <sup>st</sup> Annual General Meeting	152
---	-----

# FOR A PREMIER POSITION

Premier Explosives Ltd is a technology and manufacturing trendsetter in India’s defence indigenisation. Over the years the company has played a vital role in manufacturing fully indigenised high energy materials for fuelling India’s prestigious missiles. With its new advanced and expanded facility commissioned at Katepally, in Telangana, the company is further scaling up its position not only in India but also as an exporter of defence products to friendly nations.






### **A leading manufacturer of High Energy Materials**

1st in India to manufacture Explosives and  
Detonating fuse with indigenous technology

1st in the world to produce Safer and Greener NHN  
detonators on commercial scale

1st Private Company to manufacture Solid  
Propellants for India's missile programs



### **Highly trained manpower in handling high energy chemicals**

Team Strength of over 1,200 trained people  
across various function

## **550+**

Trained in propellant and  
pyrotechnic products



## Serving Defence & Space and Mining & Infrastructure Industries

Participating in iconic Defence & Space programs with indigenous technology, and also Transfer of Technology

Owns Licenses for manufacturing & development products provides High Entry barrier

₹ **4287** million

Order Book\*

\*March 2021



## State-of-the-art manufacturing facilities

Eight Manufacturing facilities in Telangana, Madhya Pradesh, Maharashtra & Tamil Nadu



## ABOUT US

Premier Explosives Ltd is engaged in the manufacture of high energy materials and allied products for the defence, space, mining and infrastructure industries. The company has been developing and manufacturing solid propellants for rockets like Pinaka, tactical missiles like Astra, Akash, LRSAM / MRSAM / QRSAM, Brahmos, etc., strategic missiles like Agni, Veda and also strap-on-motors for satellite launch vehicles. The extended capabilities of the company include products such as chaff, IR flares, explosive bolts, pyro devices, smoke markers, cable cutters, tear gas grenades and many other products including pyrogen igniters for defence and space applications. The company is a pioneer in indigenising the technology for manufacture of explosives and accessories.

### Vision

We envisage to be a global leader in our segment through relentless research and development of knowledge-based products for defence applications, mines, infrastructure and allied sectors

### Mission

Become a global player in quality formulations of high energy materials in a safe, green and economical way through an employee empowered organization



## OUR CAPABILITIES

### Explosives

NHN  
PETN  
CL -20  
HNS -IV  
Lead Azide, Lead Styphnate  
HMX, RDX, their compounds

### Industrial Explosives

Detonators  
Detonating fuse  
Cast boosters  
Packaged explosives  
Bulk explosives  
Igniters  
Nitrate mixture  
Styphnic acid  
SME (slurry/emulsion)

### Pyro Devices

Pyro cartridges  
(PC 25, 50, 100 DQ)  
Pyro actuators  
IR flares/Smoke flares  
Specialized squibs  
Smoke/flash generators  
Teargas grenades/mob-control devices  
Explosive bolts  
BKNO<sub>3</sub>  
Water cannon disruptor  
IED 3 detonators  
TBI  
Cable cutters  
Small explosives for tactical missiles

### Others

Ammonium Perchlorate  
Lacromatic compositions  
Thermal insulation for rocket motors  
Mines, bombs and torpedoes  
Ammunition 40mm and above

### Propellants

Air target imitators  
Case-bonded propellants  
Pyrogen igniters/initiators  
Fuel rich propellant grains  
Free standing propellant grains  
Gas generators  
Strap-on motors for satellite  
launch vehicles  
Low smoke propellants (C9P7)  
Smokeless propellant for Astra  
Non-explosive air-booster for K15  
Akash booster grain  
HP Daisy II  
LRSAM/MRSAM/QRSAM  
NGARM  
BrahMos

### Counter-Measures

Chaffs  
Flares



# FIVE CAPITALS OF PREMIER EXPLOSIVES LTD

## Financial

₹ **1519** million  
Operating Revenue

₹ **66** million  
Operating profit

₹ **2941** million  
Balance Sheet

₹ **4287** million  
Order Book\*  
\*March 2021

## Manufacturing

The company has two units under defence and explosive manufacturing. The first unit at Peddakundukur and the second at Katepally – both the units located in the State of Telangana. In addition, The company has six bulk explosive manufacturing locations spread across MP, Maharastra, Telangana and Tamil Nadu.

### Bulk Explosives

Singrauli (Madhya Pradesh)  
Chandrapur (Maharashtra)  
Godavarikhani (Telangana )  
Manuguru (Telangana)  
Neyveli (Tamil Nadu)  
Kodad (Telangana)

### Defence, Space & Explosives Unit Peddakandukur

Detonator, Detonating fuse,  
Packaged Explosives,  
Product Research &  
Special Products Divisions

### Katepally (Telangana)

Solid propellants  
HMX/RDX  
Ammunition  
Mines  
Warheads



## People and Social

For more than a decade the company has been driving growth by successfully commercialising in-house as well as technology transferred innovations backed by its people capabilities. The team at Premier comprising of its senior management and technical experts has multiple years of experience in developing high energy materials.

# 100+

Engineers & Scientists

# 550+

Trained in propellant and pyrotechnic products

# 975

Employees

Since 2014 Premier Explosives Limited, in collaboration with HelpAge India, has been conducting health services through MMU at the door-steps of elderly and needy people in Yadagirigutta Mandal of Telangana.

Tests were done for the Elderly. Advice was given about the care to be taken. Medicines were also given for the ailments they suffer from.

# ₹ 15.68

lakhs  
CSR Spent

## Relationships

The company supplies its defence and commercial explosives to India's leading defence establishments and manufactures, mining, infrastructure and cement companies

### Defence and Aerospace Client



### Mining and Infrastructure Clients



## Intellectual

The company has proven abilities in product development through its R&D as well as commercialization of products through ToT from leading defence research establishments. PEL's R&D facility is recognized for Ph.D. work by the Gulbarga University, Gulbarga, Karnataka. PEL's laboratory is accredited by the National Accreditation Board for Testing and Calibration Laboratories (NABL). PEL also has a collaboration with IIT, Madras and BITS Pilani, Hyderabad for research and development in high energy materials.

# 5+

Technologies under TOT

### Key IP Highlights

First in India to develop indigenous IP for manufacturing explosives and first private sector company to manufacture solid propellants for India's prestigious missile programmes. To design and develop Air Target Imitator (ATI) with registration from DGQA.

First in the world to produce safer and greener NHN detonators on commercial scale replacing ASA detonators.

The company developed Cutting edge high energy materials such as pyrogen igniters for all strategic missiles, Solid propellants for Air to Air missiles and Sledge motors.

Stable combustion composition for LRSAM propellant and Pyrogen igniters for Advanced Naval Systems Program are two other significant proven capabilities of the company.

## EXPANDING CAPABILITIES

### **Katepally Solid Propellant Plant**

- Obtained License from Chief Controller of Explosives, Nagpur for production of solid propellant at the facility and the production has commenced.
- This facility has enabled the Company to manufacture Solid Propellant of larger size for ISRO & DRDO.

### **Received order for production of PSOM-XL (Solid Propellant) for small satellite launch vehicles from Vikram Sarabhai Space Center (VSSC)**

- First PSOM-XL motor has been already despatched to SDSC SHAR.

### **RDX & HMX Plant**

- Successfully commissioned and has begun serving the captive requirements as well as the domestic market demand.

### **PSOM-XL in FY22**

- The Second PSOM-XL (solid propellant) produced at Katepally was flagged-off on June 30, 2021 by the Director of Vikram Sarabhai Space Centre (VSSC)







## CHAIRMAN'S MESSAGE



Your company has signed a Memorandum of Agreement (MoA) with IAF for development of NATO origin countermeasures under “Make in India” Category II. These would replace East European countermeasures and adapt to NATO CMDS (Counter Measure Dispensing System) which were developed by Bharat Dynamics Limited

## Dear Members

Welcome to the annual report of your company for the year 2020-21!

As per the Union Budget for the financial year 2020-21, the total allocation for Defence is around USD 62.85 Bn. Around 1/4th of this amount is allocated for capital expenditure. Besides, the government's push to promote indigenous defence manufacturing is evident in the Defence Acquisition Procedure 2020, which prioritises capital acquisitions from domestic players over foreign ones. The Ministry of Defence has notified two "Positive Indigenisation lists" dated 21st August, 2020 and dated 31st May, 2021 of total 209 defence items to be indigenized in phases.

The opening of the Defence sector for private sector participation has been helping foreign Original Equipment Manufacturers (OEMs) to enter into strategic partnerships with Indian companies. This enables them to leverage the domestic markets as well as aim at global markets as a global sourcing partner. Besides helping in building domestic capabilities, it will also bolster exports in the long term, thereby increasing the forex inflow.

Giving a boost to the mining sector, especially commercial coal mining, and bringing in reforms to attract more investment into the sector is the direction taken by the government in its announcements intended to revive the economy following the pandemic. According to CIL, in the next five years it's going to open 55 new coal mines and expand at least 193 present ones.

Favourable government policy promotes self-reliance, indigenisation, and technology upgradation. The policies also aim at achieving economies of scale, including the development of capabilities, for exports in the defence sector.

In the light of large-scale disruption inflicted by the pandemic on the crucial sectors of the economy, the government announced wide-ranging measures under the Atma Nirbhar Bharat economic stimulus package. We are enthused by the positive impact that these programmes will have on the defence and power sectors, the two primary customer segments of your company.

## Going forward

Stepping into FY20-21 we are excited at the opportunity to contribute to India's defence readiness. I am happy to share some of the noteworthy developments:

- Trial runs at Katepally unit for propellants for BrahMos and Pralay missiles.

- Trial runs of multispectral flares for the Indian defence forces.
- Productionization of Astra, BrahMos, LRSAM, MRSAM and other missiles / rockets.
- Your company bagged an order of substantial value from IAF for supply of countermeasures.
- To meet the requirement of smoke generators, signalling flares and Identification of Friend and Foe (IFF) flares, your company has developed different colour compositions and supplied to Indian Navy and paramilitary forces.
- Your company has signed a Memorandum of Agreement (MoA) with IAF for development of NATO origin countermeasures under "Make in India" Category II. These would replace East European countermeasures and adapt to NATO CMDS (Counter Measure Dispensing System) which were developed by Bharat Dynamics Limited. On successful trials and acceptance by IAF, your company foresees to be self-reliant and fulfil countermeasures requirements of IAF.
- Your company entered into a technology transfer agreement with Thorimba Limited for manufacture of ammunition in India.

Modernization of the armed forces and indigenous manufacturing have emerged as focus areas, including the 'Make in India' program. This is an opportune time to embark upon a new phase of self-reliance in the defence manufacturing with technologically advanced processes within India.

On commercial explosives front, while the total production of coal in India remained stagnant, the push for making India self-reliant on coal is a positive sign for the coal mining industry. A number of structural reforms have been initiated to facilitate the increased production of coal, including an auction of 41 coal mines, inviting participation of private players.

I take this opportunity to express my deep gratitude to every individual who has contributed to our journey in their capacity as a stakeholder, employee, shareholder, banker, customer and partner.

Yours Sincerely

**Dr. A.N.Gupta**  
Chairman and Managing Director

## REVIEW BY DEPUTY MANAGING DIRECTOR



“

During FY2020-21, your company achieved a turnover of ₹ 15,194.05 lakhs and the net loss after tax for the year has been ₹ 1,074.47 lakhs. The loss was mainly due to the onetime charge towards the Voluntary Retirement Scheme (VRS), under which the company paid ₹ 908.01 lakhs to 78 employees. There has been a moderate improvement in performance for the year due to favourable product mix, increased focus on defence products in addition to the constant efforts to cut down expenditure. The company had come into profits in Q4 after consecutive losses in six quarters and the same trend has continued in Q1 of FY2021-22. We are hopeful of a better performance in the year 2021-22.

## Turnover

The turnover has been largely in line with previous year. Your company will continue its efforts focusing on offering high quality reliable products to customers, thereby reaping better margins.

## Short term and medium term outlook

During the financial year 2021-22, we expect gradual improvement in performance on quarter to quarter and are very much hopeful of a turnaround earlier than anticipated.

## Efforts to return to profit

We are addressing the issue using a three pronged strategy:

- Focus on Defence to reach favourable product mix and maximize margins
- Cut down expenditure
- Commence commercial production of new production facility at Katepally, Telangana

## Key updates about the Katepally project are:

- All necessary approvals and licenses have been received
- Capitalized during Q4 of FY 2020-21
- Orders have been secured from ISRO and DRDO for solid propellant casting. Supplies to ISRO have started
- First export consignment of rocket motors has been dispatched to Israel
- Production of high explosives RDX, HMX and their compounds has started
- Production and supply of large calibre ammunition under Transfer of Technology (ToT) from DRDO has been completed
- Production of warheads against export order has started
- Trial runs of propellants for BrahMos and Pralay missiles under ToT from DRDO is in progress

## Expedite execution of the orders on hand

Order book as on 1st July 2021 stands at ₹ 464 crores, out of which ₹ 307 crores worth orders can be drawn to conclusion in about 18 months. A major hurdle to realize the same is availability of hardware (metal parts) from the customers/outsourced sub-contractors. However, your company is closely working with them to overcome this bottleneck so as to dispatch the finished goods in quick schedules.

## Voluntary retirement scheme (VRS) to reduce manpower cost

We are over forty-year old company. Historically, a majority of the workforce has been on permanent employment basis, compared to the practice of contract labour by other companies in the industry. With a view to rationalise the manpower cost, your company offered VRS to employees meeting certain criteria. Your company paid

₹ 908.01 Lakhs to 78 employees who opted for VRS, the payback period would be of 3 to 4 years.

## Status of RFPs for Ammunition

About two years ago, your company had submitted two proposals for supply of Bi Modular Charge System (BMCS) and 30 mm ammunition in response to the Request for Proposals issued by the Ministry of Defence. However, a total of eight RFPs including the above mentioned two have been cancelled by the Ministry of Defence. Your company is keenly looking forward for revival of this opportunity, given government's renewed thrust on self-reliance in defence manufacturing.

## 'Atmanirbhar Bharat' with respect to defence products

'Make in India' initiative is being made more comprehensive and more engaging under the newly launched 'Atmanirbhar Bharat'.

While there have been quite a few action points under this new programme, in our view, two schemes merit as prominent:

Vocal for local for order sizes below ₹ 300 crores

Ban on import of 209 defence items including missiles, ammunition and counter-measures which are our proven abilities

While ban on import of consumables would immediately benefit the companies like yours, ban on import of equipment is expected to create demand for domestic consumables over a period of time.

## Leverage on core competencies

Manufacture and handling of high energy materials being our core competency, your company is entering into strategic partnership agreements/Memorandum of Understanding (MoU) with industry leaders in hardware (metal parts) and also electronics.

It's noteworthy to mention that your company received prestigious orders for design and development of rocket motors from well known Israeli companies. We're glad to inform that first three orders have been successfully executed by designing, developing and demonstrating the product on a static test bed. The first consignment of trial supply against these orders has been dispatched in the month of August, after obtaining necessary Special Chemicals Organisms Materials Equipment and Technologies (SCOMET) License – which has been issued first time for rocket motors from the country. Based on the demonstration of capabilities, further orders for large rocket motors have been received for export to Israel. Your company is hopeful of completing these orders in the current financial year.

## Concluding Remarks

With emphasis on value added products for defence and space applications, we look forward to a technologically and financially sound Premier Explosives.


**Mr. T.V.Chowdary,**  
Deputy Managing Director



# FINANCIAL HIGHLIGHTS

## REVENUE

(₹ in lakhs)



## EBIDTA

(₹ in lakhs)




## PAT

(₹ in lakhs)



## BASIC EPS

(₹)




## NETWORTH

(₹ in lakhs)



## LONG TERM DEBT / EQUITY (RATIO)



# 10 YEARS AT A GLANCE

Statement of Profit and Loss	2020-21	2019-20	2018-19	2017-18	2016-17	2015-16	2014-15	2013-14	2012-13	2011-12
Operating revenue (net of excise duty)	15,194.05	15,650.80	24,093.35	26,590.85	23,071.62	18,498.65	14,949.16	14,540.38	10,940.10	10,831.53
Other income	87.15	140.00	259.03	220.49	66.82	46.45	74.04	140.67	206.47	169.89
Total revenue (net)	15,281.20	15,790.80	24,352.38	26,811.34	23,138.44	18,545.10	15,023.20	14,681.05	11,146.57	11,001.42
EBIDTA	664.10	(516.70)	2,343.80	2,001.64	2,839.38	1,760.73	1,254.34	1,626.20	968.57	1,738.65
Other income	87.15	140.00	259.03	220.49	66.82	46.45	74.04	140.67	206.47	169.89
Depreciation	(597.00)	(496.98)	(418.91)	(363.35)	(346.42)	(332.39)	(330.07)	(235.22)	(214.50)	(186.66)
Finance costs	(735.30)	(577.26)	(552.27)	(514.84)	(437.33)	(374.49)	(236.08)	(236.15)	(179.89)	(101.62)
Profit before exceptional items and tax	(581.05)	(1,450.94)	1,631.65	1,343.94	2,122.45	1,100.30	762.23	1,295.50	780.65	1,620.26
Exceptional items	(908.01)	-	-	-	58.15	(269.46)	-	-	(37.06)	39.20
Profit before tax	(1,489.06)	(1,450.94)	1,631.65	1,343.94	2,180.60	830.84	762.23	1,295.50	743.59	1,659.46
Tax	414.59	492.70	(459.10)	(470.53)	(705.51)	(263.33)	(230.18)	(374.19)	(209.67)	(465.36)
Profit for the year	(1,074.47)	(958.24)	1,172.55	873.41	1,475.09	567.51	532.05	921.31	533.92	1,194.10
Other comprehensive income (net)	(71.40)	17.53	(81.32)	(78.76)	-	-	-	-	-	-
Total comprehensive income	(1,145.87)	(940.71)	1,091.23	794.65	1,475.09	567.51	532.05	921.31	533.92	1,194.10
EBIDTA / Operating revenue	4.4%	-3.3%	9.7%	7.5%	12.3%	9.5%	8.4%	11.2%	8.9%	16.1%
PBT / Total revenue	-9.7%	-9.2%	6.7%	5.0%	9.4%	4.5%	5.1%	8.8%	6.7%	15.1%
PAT / Total revenue	-7.0%	-6.1%	4.8%	3.3%	6.4%	3.1%	3.5%	6.3%	4.8%	10.9%

Balance sheet	31-Mar-21	31-Mar-20	31-Mar-19	31-Mar-18	31-Mar-17	31-Mar-16	31-Mar-15	31-Mar-14	31-Mar-13	31-Mar-12
Non-current assets										
Fixed assets and Intangible assets	22,262.59	14,828.22	14,516.27	12,839.47	12,531.64	6,358.83	6,188.84	5,790.31	5,207.03	4,620.96
Depreciation and Amortisation	(4,346.07)	(3,763.01)	(3,268.54)	(2,849.93)	(2,495.60)	(2,413.78)	(2,090.47)	(1,675.68)	(1,449.81)	(1,310.14)
Capital work in progress	175.65	6,169.62	3,482.52	1,579.17	368.96	241.82	41.40	166.17	91.69	119.53
	18,092.17	17,234.83	14,730.25	11,568.71	10,405.00	4,186.87	4,139.77	4,280.80	3,848.91	3,430.35
Right of Use asset (Leasehold land)*	76.93	77.74	-	-	-	-	-	-	-	-
Investment property	8.02	8.02	8.02	8.02	8.02					
Investments	531.00	531.00	531.00	531.00	526.00	525.00	520.00	520.00	520.00	45.00
Other non-current assets	731.93	1,012.61	1,087.32	730.20	630.23	511.46	329.93	407.87	548.48	828.86
Current assets	9,972.21	11,763.65	13,233.78	17,779.77	10,482.90	7,745.98	6,336.75	5,524.17	4,073.08	3,503.28
Total assets	29,412.26	30,627.85	29,590.37	30,617.70	22,052.15	12,969.31	11,326.45	10,732.84	8,990.47	7,807.49
Share capital	1,075.22	1,075.22	1,075.22	1,063.71	885.86	885.86	885.86	835.86	812.75	812.70
Other equity / Reserves and surplus	17,425.69	18,571.56	19,862.25	18,613.11	12,838.51	5,659.27	5,305.00	4,809.80	4,032.93	3,736.73
Share warrants				148.80	-	-	-	77.21	-	-
Networth	18,500.91	19,646.78	20,937.47	19,825.62	13,724.37	6,545.13	6,190.86	5,722.87	4,845.68	4,549.43
Non-current liabilities										
Financial liabilities	1,031.05	405.32	660.39	818.76	704.72	105.20	138.47	390.30	508.33	351.12
Provisions	510.29	391.14	312.24	269.38	312.78	233.66	177.55	124.80	84.96	72.15
Deferred tax liability	514.09	924.34	1,410.28	1,354.17	339.01	408.50	587.27	638.59	562.56	484.26
Current liabilities	8,855.92	9,260.27	6,269.99	8,349.77	6,971.27	5,676.82	4,232.30	3,856.28	2,988.94	2,350.53
Equity and liabilities	29,412.26	30,627.85	29,590.37	30,617.70	22,052.15	12,969.31	11,326.45	10,732.84	8,990.47	7,807.49
Return on capital employed	-4.1%	-4.4%	9.4%	8.3%	17.4%	16.5%	14.1%	22.3%	15.4%	32.3%
Return on networth	-6.2%	-4.8%	5.2%	4.0%	10.7%	8.7%	8.6%	16.1%	11.0%	26.2%
Long term Debt / Equity	0.06	0.02	0.03	0.04	0.05	0.02	0.02	0.07	0.10	0.08
Current ratio	1.13	1.27	2.11	2.13	1.50	1.36	1.50	1.43	1.36	1.49
Per share	2020-21	2019-20	2018-19	2017-18	2016-17	2015-16	2014-15	2013-14	2012-13	2011-12
Book value per share - ₹	172.07	182.72	194.73	184.98	154.93	73.88	69.89	67.54	59.62	55.98
Earnings per share - ₹	(9.99)	(8.91)	11.00	8.42	16.65	6.41	6.10	11.25	6.57	14.69
Dividend per share - ₹	-	-	2.70	2.50	3.00	2.00	2.00	2.70	2.50	2.50
No. of shareholders	9,386	9,707	10,428	10,258	9,715	9,085	8,811	5,895	6,135	6,307

Note: Figures from 2017-18 are as per Ind AS

\* new classification from 2019-20

## BOARD OF DIRECTORS



**Dr. A.N. Gupta**  
Chairman & Managing Director



**T V Chowdary**  
Deputy Managing Director



**Y. Durga Prasad Rao**  
Director Operations



**Dr. (Mrs.) Kailash Gupta**  
Non-Executive Director



**P R Tripathi**  
Independent Director



**Anil Kumar Mehta**  
Independent Director



**K Ramarao**  
Independent Director



**Dr. A Venkataraman**  
Independent Director



**Lt Gen P.R. Kumar (Retd.)**  
Independent Director

**Dr. A.N.Gupta**

Chairman & Managing Director

Having earned his Master's degree in mining engineering. He has actively involved himself in product development projects of defence, new products and processes. A recipient of 'Pickering and ISM Medal' from, Indian School of Mines, Dhanbad and Gold Medalist from Mining Geological and Metallurgical Institute of India. He is a Member of Society of Explosives Engineers, U.S.A. and was Chairman of Explosives Development Council constituted by Government of India and Chairman of Explosives Manufacturers Association of India. He has been given Asia Pacific Entrepreneurship Award 2015 in the Outstanding Category. He authored various articles about high energy materials including "Scaling up of CL-20 production to pilot plant scale" presented at the proceedings of National Symposium on Trends in Explosive Technology. He has been conferred Doctor of Science (Honoris Causa) by Gulbarga University in recognition of his rare distinction and distinguished contributions to the field of science and technology.

**T V Chowdary**

Deputy Managing Director

A chemical engineer with over 40 years of experience in production of explosives, detonators, petrochemicals, coal tar chemicals, solid propellants and mushrooms.

**Y. Durga Prasad Rao**

Director Operations

A mechanical engineer having 35 years experience in manufacture of explosives, propellants, refractories and also in factory management

**Dr. (Mrs.) Kailash Gupta**

Non-Executive Director

She is a doctor by profession and also has rich experience in the industry. She is involved in various social and philanthropic activities especially in healthcare.

**P R Tripathi**

Independent Director

Former CMD of NMDC Limited, holding fellowships of Institution of Engineers (India) and AIMA. He has been involved in the development of mineral industry of India. He is also former President of Federation of Indian Mineral Industries (FIMI).

**Anil Kumar Mehta**

Independent Director

An FCA, he was a senior partner in M.Bhaskara Rao & Co., C A, having rich experience in auditing, taxation, company law, project finance and other allied matters.

**K Ramarao**

Independent Director

36 years in technology development, he retired as Associate Director of DRDL. Was responsible for the design and development of all IGDMP Projects as well as for setting up of infrastructure in the field of missile structure. Received Sir Mokshagundam Visweswarayya Award for the Best Engineer from the Institute of Engineers, Kolkata; Best Invention Award from NRDC, Govt of India, Best Scientist of DRDO and many others. He holds a Masters in Aeronautics from Cranfield, U.K

**Dr. A Venkataraman**

Independent Director

He is a doctorate in Chemistry and is working as Professor in Gulbarga University. His main fields of interests are materials chemistry, nanomaterials chemistry, polymer nano composites, etc. He was awarded Indo-Hungarian Fellowship for research at Hungarian Institution by UGC New Delhi in 2006. He received Young Scientist Award in inorganic Chemistry in 1993 from Indian Council of Chemists. He is a Commonwealth Fellow at Manchester Materials Science Center, Manchester, awarded by the Commonwealth High Commission, UK in 1995. He has authored around 100 articles and research papers in reputed national and international research journals. He has three patents filed to his credit.

**Lt. Gen P.R. Kumar (Retd.)**

Independent Director

He is a Graduate from Staff College, Wellington and Alumnus of National Defence Academy, Khadakwasla. Retired as Lieutenant General from the services of Indian Army in 2015. He was commissioned into the regiment of artillery in 1976. He has attended prestigious Higher Command & National Defence College Courses. During his long and illustrious career, he held a variety of Command, Staff and Instructional assignments. He commanded the prestigious Strike Corps, on the South Western Front, before taking over as DGMO.



## SENIOR MANAGEMENT



**Dr. A.N.Gupta**  
Chairman & Managing Director



**T V Chowdary**  
Deputy Managing Director



**Y. Durga Prasad Rao**  
Director Operations



**Srihari Pakalapati**  
Chief Financial Officer



**Mrs. K. Jhansi Laxmi**  
Company Secretary



**Col Shailendra Pathak (Retd)**  
President Marketing



**Gangraj Tadinada**  
Vice President Marketing



**Y. Krishna Rao**  
Vice President (Accounts)

# CORPORATE INFORMATION

## Board of Directors

Dr. A. N. Gupta  
(Chairman & Managing Director)

T.V. Chowdary  
(Deputy Managing Director)

Y. Durga Prasad Rao  
(Director Operations)

Dr. (Mrs) Kailash Gupta  
P.R. Tripathi  
Anil Kumar Mehta  
K. Rama Rao  
Dr. A. Venkataraman  
Lt.Gen P.R. Kumar (Retd)

## Audit Committee

P.R. Tripathi (Chairman)  
Anil Kumar Mehta  
K. Rama Rao

## Stakeholders Relationship Committee

Anil Kumar Mehta (Chairman)  
T.V. Chowdary  
Dr. (Mrs.) Kailash Gupta

## Nomination & Remuneration Committee

P.R. Tripathi (Chairman)  
Anil Kumar Mehta  
K. Rama Rao

## Corporate Social Responsibility Committee

P.R. Tripathi (Chairman)  
Dr. (Mrs.) Kailash Gupta  
T.V. Chowdary

## Company Secretary & Compliance Officer

Mrs. K. Jhansi Laxmi (w.e.f. 11.09.2020)

## Chief Financial Officer

C. Subba Rao (till 30.04.2021)  
Srihari Pakalapati (w.e.f 24.05.2021)

## Independent Auditors

Majeti & Co  
Chartered Accountants, Hyderabad

## Internal Auditors

M. Venkata Ratnam & Associates  
Chartered Accountants, Hyderabad

## Cost Auditors

S. S. Zanwar & Associates  
Cost Accountants, Hyderabad

## Secretarial Auditors

K.V.Chalama Reddy  
Company Secretary , Hyderabad

## Bankers

State Bank of India  
HDFC Bank  
Yes Bank

## Registrars and Share Transfer Agents

KFin Technologies Private Limited  
Selenium Tower B, Plot No 31 & 32  
Gachibowli, Financial District,  
Nanakramguda, Serilingampally  
Hyderabad – 500 032

## Corporate Identification Number

L24 110TG 1980 PLC 002633

## Plants

Detonator, Detonating fuse, Packaged  
explosives, product research & special  
products divisions  
Peddakandukuru (Telangana)

## Greenfield project at Katepally

Solid propellants, RDX/HMX, ammunition,  
warheads, mines bombs

## Bulk explosives divisions

Manuguru (Telangana)  
Godavarikhani (Telangana)  
Singrauli (Madhya Pradesh)  
Chandrapur (Maharashtra)  
Neyveli (Tamilnadu)

## Listing

BSE & NSE

## Investor Relations Agency

Stellar IR Advisors Pvt. Ltd.  
B-707, Kanakia Wall Street,  
Chakala, Andheri Kurla Road, Andheri  
(East), Mumbai 400 093

## People

Premier's workforce consists of  
about 975 number of people  
across its locations

## Sectors we serve

Company's products are consumed  
by defence and space, mining, and  
infrastructure sectors

## O&M Services

ISRO, Sriharikota, AP  
SFC, Jagdalpur, Chattisgarh

## Registered office

Premier Explosives Limited  
Premier House, 11 Ishaq Colony,  
Near AOC Centre,  
Secunderabad – 500015,  
Telangana, India  
Phone: 040 66146801 to 5,  
Email: investors@pelgel.com  
www.pelgel.com

# CORPORATE SOCIAL RESPONSIBILITY

Premier Explosives continues to support HelpAge's Mobile Healthcare Program under which sustainable healthcare solutions are provided to the elderly in economically backward areas of Telangana.

Currently PEL supports a MMU which covers 10 villages in Yadadri Bhuvanagiri District of Telangana, close by to PEL's factory located in Peddakandukuru. The MMU apart from the basic medical equipments and medicines, consists a team of healthcare and social service experts. MMUs are conveniently accessible for elders than hospitals since the mobile healthcare units can reach nearer to the needy. MMUs have been more beneficial during the Covid outbreak as it helped elders not venturing away from their locations. Elders also get free medication on a monthly basis. Their Individual patient card keeps a record of their treatment and helps monitor their progress.

## MHU FY21 Activities

- 22366 treatments. (8530 males, 13836 Females).
- Provided MHU ID cards with Lamination.
- Providing Senior Citizen ID card from Dist. Welfare office.
- RBS Test's and home visits were done and 138New beneficiaries added.
- 1623 treatments provided in 33 Health camps.
- 4973 people participated in 114 Awareness camps.
- Every MHU Activity was covered in all Telugu daily News paper.
- MHU conducted week long awareness Campaign on Kidney diseases and Diabetes.
- Totally 144 Survival Kits Distributed to needy elders in All MHU Sites



CSR Expenditure in FY21

₹ **15.68** lakhs

# MANAGEMENT DISCUSSION & ANALYSIS

## 1. Macroeconomic review

The Indian economy was negatively impacted by an unprecedented health crisis in 2020-21 with the highly contagious corona virus (COVID-19) spreading across the country. In response to the pandemic, Government has taken several proactive preventive and mitigating measures. Initial measures of lockdown, social distancing, travel advisories, practicing hand wash, wearing masks reduced the spread of the disease. World's largest COVID-19 vaccination drive commenced on 16th January, 2021 using two indigenously manufactured vaccines.

In early May 2020, government announced "Aatma Nirbhar Bharat Abhiyan" programme, a special economic package of ₹ 20 lakh crores, equivalent to 10% of India's GDP. This programme is aimed at ramping up policy imperatives to make India a self-reliant economy and to help parts of the economy that have been adversely affected by COVID-19. Given these stimulus measures, the long-term outlook for India remains stable as per major rating agencies, reflecting that India's economy will recover following the containment of the COVID-19 pandemic.

Suspected role in global spread of COVID-19 virus, attempts to dominate South China Sea waters and undesirable aggression at India border have been resulting in polarisation of China on one side and India, US, Japan, Australia, European Union, etc on the other. Trade restrictions by major countries on imports from China may see profound changes in international trade and countries like India may see opportunities knocking their doors to set up manufacturing the goods that were hitherto manufactured by China.

India's rank in the Ease of Doing Business (EoDB) Index for 2019 has moved upwards to the 63rd position in 2020 from 77th in 2018 as per the Doing Business Report (DBR), improving its position in 7 out of 10 indicators. The report acknowledges India as one of the top 10 improvers, the third time in a row, with an improvement of 67 ranks in three years.

It is also the highest jump by any large country since 2011. FDI equity inflows were US\$49.98 billion in FY20 as compared to US\$44.37 billion during FY19. However, the bulk of FDI equity flow is in the non-manufacturing sector.

Within the manufacturing sector, industries like automobile, telecommunication, metallurgical, non-conventional energy; chemical (other than fertilizers), food processing, petroleum & natural gas got the bulk of FDI. Government has announced a Production-Linked Incentive (PLI) Scheme in the 10 key sectors under the aegis of AatmaNirbhar Bharat for enhancing India's manufacturing capabilities and exports, with an overall expenditure estimated at ₹ 1.46 lakh crores and with sector specific financial limits. Further improvement and firming up in industrial activities are foreseen with the Government enhancing capital expenditure, the vaccination drive and the resolute push forward on long pending reform measures.

## 2. Operating environment

Need for defending the borders, higher investments in advanced technologies and ambitious export targets in the defence sector - all lend to a positive outlook for the defence sector.

Structural reforms in the coal sector, mineral policy of 2019 and aiming for reduction in coal imports - all lend to a positive outlook for the coal and mining sector.

Together these initiatives provide hope and opportunities for your company, which primarily operates in defence explosives and mining explosives.

### A. Developments in Defence sector

#### a) "Aatma Nirbhar" initiatives and revision of Defence Procurement Procedure

India has the second largest armed forces and the fifth largest defence budget in the world.

Aiming to achieve self-reliance in defence production, recently the government has increased the FDI limit in defence manufacturing under automatic route from 49% to 74%.

Supporting the "Make in India" initiative, in April '20, the Ministry of Defence has revised Defence Procurement Procedure mainly to facilitate greater participation of Indian Industry and develop robust defence industrial base.

Though defence expenditure has been increasing during the last 10 years, most of the increased expenditure has been in the Personnel & administration costs.

Inversely, actual expenditure on Acquisitions, stores and R&D has been decreasing.

Thus, a bigger push is required from the government in terms of allocation of defence spend in improved technologies to strengthen the country's military position.

#### b) 2<sup>nd</sup> Positive Indigenization List: ban on import of 209 defence items to boost self-reliance

The Ministry of Defence has added 108 more items to its existing list of 101 defence items banned for import to give further impetus to self-reliant defence manufacturing. The tally of the negative import list for defence items has now gone up to 209. Like the first list, import substitution of ammunition which is a recurring requirement has been given special focus.

Not only does the list recognise the potential of the local defence industry, but it will also invigorate impetus to domestic Research and Development

by attracting fresh investment into technology and manufacturing capabilities. the second list focuses on weapons or systems that are currently under development or trials, and are likely to translate into future orders.

The government's embargo on imports is aimed at strengthening domestic manufacturing as the new defence policy eyes ₹ 35,000 crore defence exports in the next five years. Expected to boost up domestic defence industry, the ban-lists include missiles, ammunition and other items for which your company has built up competence and capacities.

- c) Separate budget for procuring only Indian made defence items

In May 2020, Finance Minister announced that emphasis will be on procuring locally made products and said separate budgetary provisions for procuring only Indian made defence items.

- d) Unstable developments along the border and the need for Defence preparedness

In a significant deterioration of border relations, India and China were locked in a face-off in early Jun'20, with China claiming sovereignty over parts of Indian territory. Though the process of disengagement at several places is underway after diplomatic talks, this is the first major confrontation between the two countries since 1967 and marks an environment of increased tension that will require vital defence preparedness to meet any untoward incident at the border in future.

- e) Growing ranks of India as defence exporter globally  
It is estimated that an export target of \$5 billion in the next five years is not only achievable but can

even match the national current capital outlay for defence of \$15 billion in a decade.

Anecdotaly, US is one of the largest importers of Propellant Powders with imports of USD 280 million in 2019. While US imports from China formed close to 7% of the total imports in 2018, the growing trade tensions between the two countries has resulted in this share declined to less than 1% in 2019. Such continued realignment of global procurement supply chains presents an export opportunity for India.

India has begun exploring export of missiles like BrahMos and Akash to Philippines, Indonesia & Vietnam and an MoU has been signed with Phillippines. The country is already exporting personal protective gear and armour plating for military vehicles to Phillippines, and now, missiles are expected to widen the export product mix.

In a major boost to the Hon'ble Prime Minister's "Atmanirbhar Bharat Abhiyaan", your company has reached a unique milestone for being the first private company in India to export rocket motors. The first consignment dispatched to Israel marks the beginning of new pillar of growth. Your company already has more orders in hand which are currently in execution phase. The products are completely designed and developed through in-house R&D, and successfully tested to meet all customer requirements and specifications, qualifying international export standards. This remarkable achievement is believed to put Premier on the radar of international defence manufacturers and OEMs as a go to destination when it comes to rocket motors, warheads and other munitions.

- f) Update on your company's contribution to India's missile programmes

Your company has been working with various defence entities towards indigenisation of national missile programs. Following table gives details of missiles for which PEL has been supplying solid propellants.

Missile	Type	Stage	End user	Remarks
<b>Akash</b>	Tactical, Surface to Air	Production	Indian Air Force and Indian Army	Supplied 2200+ booster grains and 600+ Sustainer grains
<b>LRSAM</b>	Tactical, Surface to Air	Development and Production	Indian Navy	Sole supplier of solid propellants
<b>MRSAM</b>	Tactical, Surface to Air	Development and Production	Indian Air Force and Indian Army	Sole supplier of solid propellants
<b>QRSAM</b>	Tactical, Surface to Air	Development and Production	Indian Army	Sole supplier of Solid Propellant
<b>NGARM</b>	Tactical, Air to Surface Anti Radiation	Development of Propellant and Assembly of rocket motors	Indian Air Force	Sole supplier of Solid Propellant
<b>Astra</b>	Tactical, Air to Air	Development and Production	Indian Air Force	Sole supplier of solid propellants
<b>Astra - II</b>	Tactical, Air to Air	Development and Production	Indian Air Force	Sole supplier of solid propellants
<b>BrahMos</b>	Cruise Anti-ship, Land attack	Production	Indian Air Force, Indian Navy and Indian Army	Transfer of technology is under induction at Katapally plant
<b>Pralay</b>	Tactical, Surface to Surface	Production	Indian Army	Transfer of technology in progress



### g) Update on PEL's other defence and space products

In addition to missile area, PEL has been working towards the national indigenisation efforts in association with defence and space entities on the following products:

Product	Type	Remarks
<b>Strap on motor for satellite launcher (PSLV)</b>	Solid propellant	Production of HS, MS and NS on-going at Katepally plant
<b>Air Target Imitator</b>	Dummy Rockets with IR Flares for Practice Firing	First such product to be designed, developed and manufactured in India
<b>Pyrogen Igniters</b>	Large Igniters for Initiation of Strategic Missiles propellant stages	Sole supplier of Pyrogen Igniters Supplied Igniters for various Strategic missiles like Agni and Submarine launched missiles
<b>Chaff</b>	Counter measure	First indigenous supplier of the product Entered into Memorandum of Agreement with Indian Air Force for development and manufacture under 'Make in India'
<b>IR flare</b>	Counter measure	First indigenous supplier of the product under Make in India
<b>Smoke flare</b>	Signalling device	
<b>Pyro cartridges</b>	Initiators for rockets, missiles and other projectiles	Sole supplier
<b>Water cannon disruptor</b>	Neutralising IEDs	
<b>Mob control device</b>	Tear gas grenades and shells	
<b>Fuze (filling and assembling)</b>	Device that detonates a munition's explosive material	Under user trials

### B. Industrial Explosives – Key Drivers

The global industrial explosives market was valued at \$7.1 billion in 2019, and is projected to reach \$10.9 billion by 2027, growing at a CAGR of 5.5% from 2020 to 2027.

Rise in demand for earth minerals, such as bauxite, iron ore, coal, and rare earth metals, including gold and silver, which are present inside the earth crust, is a key driver of the global industrial explosives market growth. Moreover, increase in use of industrial explosives in the construction industry for tunneling and other applications along with inclination of construction professionals toward the use of industrial explosives to save time & labor costs is fueling the growth of the market. Furthermore, initiatives by governments of various economies to tap rich underground mineral resources to achieve higher GDP aids in boosting the market growth. Currently, the global industrial explosives market has witnessed vivid opportunities due to upsurge in mining activities, especially in developing economies across the globe.

However, fluctuation in prices of ammonia and implementation of stringent regulations on the storage & transportation of industrial explosives are expected to act as major restraints of the global market. Moreover, high initial costs required for the manufacture of industrial explosives are some of the key factors hampering the market growth.

#### a) Production of coal in India

All India Production of coal during 2020-21 were 716.01 MT, in comparison to 729.10 MT in 2019-20, with a negative growth of -2.03%.

Coal India Limited (CIL) and its subsidiaries' production accounted for 596.25 MT of coal in 2020-21 compared to 602.13 MT in 2019-20, with a negative growth of -0.98%.

India imported 214.97 MT of coal in 2020-21, about 13.5% per cent lower than 248.54 MT in 2019-20.

Several initiatives are being taken by Ministry of Coal for supply of domestic coal to reduce import dependency.

In May 2020, the central government decided to bring the import of 'coal for blending purpose' by domestic coal-based power plants to zero in FY 2020-21.

This is expected to ramp up production by Indian coal miner and to generate demand for explosives.

#### b) Auction of coal mines for commercial extraction by the private sector

On June 18, 2020, the Government launched auction of 41 coal mines for commercial mining with the theme "Unleashing Coal: New Hopes for Atmanirbhar Bharat", for India's self-reliance in coal mining through structural reforms in the coal sector.

Salient features of the auction include:

- In all 41 mines total geological coal reserves amounts to 17 billion tonne of coal
- Peak rated capacities (PRC) of all mines is 225 mtpa
- The mines on offer are largely fully explored ones - could be brought to production immediately.

- 100 per cent FDI through automatic route allowed
- Floor price of coal mines has been set competitively at 4 per cent of revenue share
- Complete freedom to use coal production for sale, captive consumption, sale to affiliates, coal gassification and exports

The coal mines auctions are expected to lay strong foundation for energy security, large scale employment generation and huge opportunities for investment in coal sector.

These initiatives provide increased opportunities for supply of explosives.

### c) Volume restrictions on electric detonators

With a view to enhance safety in mining operations, restrictions have been imposed on volumes of electric detonators to phase them out over a period of time. Non-electric detonators would replace the electric detonators and your company is taking steps to increase production of shock tube and other parts for non-electric detonators.

## 3. Outlook

Your company has been focusing on defence explosives business and continues to accept mining explosives opportunities wherever the margins are profitable. Your company is also focusing on the overseas market for industrial explosives with better realizations and is expecting to increase the exports of industrial explosives by 4-5 folds.

The company is working towards the maximum capacity utilization of our production facilities and the same is expected to reflect in the top line in FY 2021-22.

The Greenfield project at Katepally has come into commercial production in early 2021. Order inflow for this plant is good. By 2021-22, it is expected to give good contribution to the top and bottom lines.

## 4. Segment-wise performance

The company's primary business is manufacture of 'high energy materials' as a single business segment.

## 6. Risk management

Your company recognizes Risk Management as a very important part of business and has kept in place necessary policies, procedures and mechanisms. The company proactively identifies, monitors and takes precautionary and mitigation measures in respect of various risks that threaten the operations and resources of the company, which include the following:

Risk	Description	Mitigation
<b>COVID-19 risk</b>	First identified in December 2019 in Wuhan, China, it is an infectious disease and has resulted in an ongoing pandemic affecting almost all the countries.  In financial terms, market demand and supply chains have been affected causing global economic recession.	The company has been following the lock-down / relaxation guidelines prescribed by the government. Plants and offices have been taking precautions such as sanitisation, social distancing, no entry without mask, etc.  Delivery schedules and payment terms are being renegotiated with customers and suppliers to mitigate contract obligation risks.
<b>Project risk</b>	The company has been executing various projects for enhancement of capacity as well as establishment of manufacturing facilities for new products. These capital projects may be exposed to time and cost overruns.	To mitigate these risks, the technocrat management developed in-house design of equipment to the extent possible. The management also closely follows up the execution of projects to meet the deadlines.

## 5. Financial analysis

Generally accepted accounting principles:

The financial statements are prepared under the historical cost convention on an accrual basis.

Performance:

Current year's net operating revenue has been ₹ 15,194.05 lakhs compared to ₹ 15,650.80 lakhs during 2019-20. During the year the company has incurred a loss before tax of ₹ 1,489.06 lakhs compared to a Loss of ₹ 1,450.94 lakhs last year. Loss after tax stood at ₹ 1,074.47 lakhs against loss after tax at ₹ 958.24 lakhs. The loss was occurred primarily due to the onetime charge of VRS to employees. The company spent ₹ 908.01 for the Voluntary retirement scheme to employees. The company has come to the profit in last quarter of FY 2020-21 and we expect the positive trend to continue in near future. The operational EBIDTA has turned positive during the year to 4% s against the negative EBIDTA of 3% in FY 2019-20.

Financial position:

During the year the company incurred the capital expenditure of ₹ 1,184.47 lakhs on fixed assets, ₹ 270.76 lakhs on intangible assets. Most of the capital expenditure has been towards Katepally Greenfield project which was completed and capitalized during the year. The Katepally project commenced commercial operations during the last Quarter of 2020-21.

Key financial ratios:

	2020-21	2019-20
Debtors turnover	3.62	3.33
Inventory turnover	4.14	3.72
Current ratio	1.13	1.27
Long term Debt equity ratio	0.06	0.02
Operating Profit Ratio	0.44%	(6.48%)
Net Profit Ratio	(7.07%)	(6.12%)
Interest coverage ratio	0.90	# NA

# As Profit before Interest, Depreciation and Tax was negative, it is shown as NA

Risk	Description	Mitigation
<b>Market and Competition risk</b>	Industrial explosives business is linked to mining and infrastructure activity which have not been faring well in recent times. Further, there has been intensive competition in the industry with entry of new units.	To mitigate this risk, the company is exploring new markets including export markets. The company is also focusing on defence products which are expected to grow into a reasonably large stream of revenues to add diversity to the product portfolio.
<b>Safety measures</b>	Both raw materials and finished goods are high risk items during production and handling.	Apart from strict adherence to mandatory safety measures, the company has developed an alternative chemical compound as primary explosive in production of detonators. This alternative chemical is less sensitive shock & friction and hence is safer than its traditional counterpart. The company which is already an ISO 9000 compliant for industrial products is now AS 9100D certified. The company gives utmost priority for the safety of its employees as well as the manufacturing assets. These measures are expected to make the systems function in accordance with safety standards.
<b>Raw material price risks</b>	Ammonium nitrate and fuel oil form major part of raw materials in manufacture of explosives and those raw material prices are influenced by international dynamics.	This risk is mitigated by price escalation clauses in supply contracts whereby selling prices are periodically adjusted for the changes in prices of main raw materials. The company also uses a mix of domestic and imported ammonium nitrate taking into account the landed cost of the materials in both the options. As such risk absorption clauses are not available in supply of other products, the company takes all efforts to control the overall cost of manufacture, including backward integration.

## 7. Internal financial controls and their adequacy

Your company has established necessary internal financial controls and have got them assessed by professionals in the field during the year.

Your company has been utilising an ERP system for recording all financial transactions with built in checks and balances. This has been helping in preparation of financial statements and other reports accurately, reliably and timely.

Management reviews the operations on a regular basis.

Independent auditors, internal auditors, cost auditors and secretarial auditors verify financial and other information from their respective angles on intervals as are required.

Board and its committees review the quarterly and annual financial statements in conjunction with the financial policies, assurances through auditors' observations and management responses and certifications.

Based on the above measures your company is confident that internal controls are in place, they are adequate and are reasonably working.

## 8. Material developments in human resources / industrial relations including number of employees

Your company has 975 employees as on March 31, 2021 (1,103 a year ago). Relations between the management and employees have been cordial. Employees have been imparted training in their respective areas for better performance. The management acknowledges the contributions made by each and every employee and records its appreciation for the cooperation extended by them at all levels.

Secunderabad  
03.09.2021

**Dr. A.N. Gupta**  
Chairman & Managing Director

# DIRECTORS' REPORT

Dear Members

Your directors are pleased to present the 41st annual report including the audited financial statements of your company for the financial year ended March 31, 2021.

## 1. Financial summary

(₹ in lakhs)

	Standalone		Consolidated	
	2020-21	2019-20	2020-21	2019-20
<b>Profit / (Loss) for the year</b>				
Operating revenue	15,194.05	15,650.80	15,220.30	16,452.09
Other income	87.15	140.00	93.46	146.18
Total revenue	15,281.20	15,790.80	15,313.76	16,598.27
EBIDTA	664.10	(516.70)	632.11	(545.73)
% to Operating revenue	4.37%	-3.3%	4.00%	-3.3%
Profit / (Loss) before tax	(1,489.06)	(1,450.94)	(1,514.70)	(1,501.53)
Profit / (Loss) after tax	(1,074.47)	(958.24)	(1,091.64)	(992.96)
% to Total revenue	-7.07	-6.12%	-7.17%	-6.03%
EPS (₹)	(9.99)	(8.91)	(10.19)	(9.32)
<b>Appropriations</b>				
Retained earnings at beginning of the year	9,336.46	10,644.68	9,328.24	10,671.18
Profit / (Loss) for the year	(1,074.47)	(958.24)	(1,091.64)	(992.96)
Dividend paid for previous year and tax thereon	0.00	(349.98)	0.00	(349.98)
Retained earnings at end of the year	8,261.99	9,336.46	8,236.60	9,328.24

## 2. State of affairs

During the year, your company continued to face the challenges like lower demand from defence and commercial customers, un-remunerative prices from SMS, generally lower construction / quarrying activities and finally the continuous impact of COVID-19. Resultantly, turnover has come down to ₹ 15,194.05 lakhs from ₹ 15,650.80 lakhs during previous year. However, Operating EBIDTA has turned positive at ₹ 664.10 lakhs compared to ₹ 516.70 lakhs in previous year which was mainly due to the favorable product mix and cost control efforts. Profit after tax has been negative (₹ 1,074.47 lakhs) compared to ₹ 958.24 lakhs for the year 2019-20, mainly due to the Voluntary Retirement scheme (VRS) offered by the company which costed ₹ 908.01 Lakhs. The Benefits out of this will be seen in coming years.

## 3. Operations

As your company has withdrawn from supplies to Coal India in second half Financial Year 2019-20, production of bulk explosives declined to 10,047 tonnes from previous year's 23,989 tonnes.

Production of detonators was 19.06 million pieces as against 20.29 million pieces in previous year.

Operations & maintenance contracts at Sriharikota and Jagdalpur have been satisfactory during the Financial Year 2020-21. O&M contract at Solid Fuel Complex, Jagdalpur has come to an end on first week of July 2021.

## 4. Capital expenditure

During the year the company incurred the capital expenditure of ₹ 1,184.47 lakhs on fixed assets, ₹ 270.76 lakhs on intangible assets. Most of the capital expenditure has been towards Katepally Greenfield project which was completed and capitalized during the year. The Katepally Greenfield project commenced commercial operations during the last Quarter of 2020-21.

## 5. Dividend

Considering the challenges in financial performance during the year 2020-21 and to preserve the financial resources towards de-risking COVID-19 impact, your Board has not recommended any dividend for the financial year under review.

## 6. Share capital and reserves

### a) Share capital

Your company's equity share capital as on March 31, 2021 stood at ₹ 1075.22 lakhs, same as at the end of last year.

### b) Transfer to Reserves

Your company has not proposed to transfer any amount to the general reserve.

## 7. Deposits

The company has not accepted any deposits from the public in terms of Section 73 of the Companies Act, 2013

## 8. Change in the nature of business, if any

During the year, there was no change in the nature of business of the company.

## 9. Material changes and commitments after the reporting period

There are no material changes and commitments affecting the financial position of the Company between the end of the financial year and the date of this Report.

## 10. Subsidiary companies, Jointly controlled entity and consolidated financial statements

### a) PELNEXT Defence Systems Private Limited, a 100% subsidiary company

Incorporated on July 15, 2016 PELNEXT is expected to be operated as a special purpose vehicle in defence explosives business. The company incurred a net loss of ₹ 0.81 lakh during 2020-21 (₹ 0.64 lakh during 2019-20).

As on 31st March, 2021, Premier Explosives Limited held 10,000 Equity shares in PELNEXT representing 100% of equity share capital.



**b) Premier Wire Products Limited (PWPL), an 80% subsidiary company**

PWPL is engaged in manufacture of Galvanised Iron (GI) Wire catering to the requirements of detonator-manufacturers including Premier Explosives Limited. The company's revenue for the year 2020-21 was ₹ 26.25 lakhs and there was a loss of ₹ 20.45 lakhs (Revenue of ₹ 715.45 lakhs and loss of ₹ 43.80 lakhs during previous year). Turnover of the company has been affected by lower demand for GI wire from detonator-manufacturers and also during the year the company moved to contract-manufacture of GI wire.

As on 31st March, 2021, Premier Explosives Limited held 52,00,000 Equity shares in PWPL representing 80% of their equity share capital.

**c) BF Premier Energy Systems Private Limited (BFPEs), a 50% jointly controlled entity**

This joint venture is yet to commence commercial operations. The company incurred a net loss of ₹ 0.44 lakh during 2020-21 (₹ 0.43 lakh during 2019-20).

Your company and Kalyani Strategic Systems Limited, each hold 1,00,000 equity shares in the share capital of BFPEs, as on 31st March, 2021.

**d) Consolidated financial statements**

Pursuant to Section 129(3) of the Companies Act, 2013 (Act) and SEBI Listing Regulations the Consolidated Financial Statements prepared in accordance with the Indian Accounting Standards, notified under the Act is attached to this report.

Details of consolidated entities are given in the Annexure1, Form AOC-1: Statement containing salient features of the financial statements of subsidiaries / associate companies / joint ventures

**11. Impact of COVID-19**

The outbreak of COVID-19 pandemic had its impact over the health of people and world economy.

The Government of India had imposed a nationwide lockdown with effect from March 25, 2020 and this has impacted your company's manufacturing activities also. Though explosives manufacturing was exempted from the lockdown measures, operations continued to be on low scale with restrictions on factory hours, transport of goods, decline in demand, etc.

The second wave of COVID during April -May has also affected our billings to some extent. Your company witnesses gradual return to normalcy from second quarter of the year 2021-22.

**12. Future outlook**

Your company places priority on defence explosives and continues commercial explosives on feasibility basis.

At the macro level, 'Make in India' is transforming into 'Atmanirbhar Bharat' in the wake of COVID-19 and more specifically in defence supplies in the aftermath of Galwan clashes with China.

Allowing automatic route for Foreign Direct Investment up to 74% of equity in defence companies is expected to attract foreign investors to infuse necessary capital into manufacture of defence supplies in India.

Push for private coal mining also is expected to change the way of supply chain for explosives and accessories giving more emphasis for quality and performance of explosives in mining operations.

Such proactive actions of the Government are expected to create more business opportunities for companies engaged in high energy materials.

**13. Board matters**

**A. Directors' responsibility statement pursuant to section 134 of the Companies Act, 2013**

Your directors confirm that

- a) the applicable accounting standards have been followed in preparation of annual accounts;
- b) the accounting policies selected were applied consistently and the judgments and estimates made are reasonable and prudent so as to give a true and fair view of the state of affairs of the company as at March 31, 2021 and of the loss of the company for the year ended on that date;
- c) proper and sufficient care has been taken for the maintenance of adequate accounting records in accordance with the provisions of the Act for safeguarding the assets of the company and for preventing and detecting fraud and other irregularities;
- d) the annual accounts have been prepared on a going concern basis;
- e) adequate internal financial controls have been laid down, have been followed and have been operating effectively;
- f) proper systems have been devised to ensure compliance with the provisions of all applicable laws and those systems have been adequate and operating effectively.

**B. Declaration of independent directors**

All the independent directors confirmed that they have met the criteria of independence as required u/s 149 of the Companies Act, 2013.

**C. Board meetings**

During the financial year 2020-21 there were 5 (five) Board meetings held on 29<sup>th</sup> June, 2020, 11<sup>th</sup> September, 2020, 23<sup>rd</sup> October, 2020, 8<sup>th</sup> February, 2021 and 15<sup>th</sup> March, 2021.

**D. Board evaluation**

Criteria and other details of Board evaluation have been provided in the Annexure -2, Report on Corporate Governance.

E. Directors and Key Managerial Personnel

There is no change in the composition of the Board of Directors of the Company during the year under review.

Lt. Gen P R Kumar was appointed as an Independent Director on the Board of Directors of the Company for the first term till November 1, 2021 pursuant to the provisions of Section 149 of the Act, read with the Companies (Appointment and Qualification of Directors) Rules, 2014. The Nomination and Remuneration Committee (NRC) of the Board of Directors, based on the report of performance evaluation of Independent Directors, has recommended the re-appointment of Lt. Gen P R Kumar as an Independent Director for a second term of five consecutive years on the Board of the Company from November 2, 2021 to November 2, 2026.

Mr. Y. Durga Prasad Rao, Director (Operations) retires by rotation at the ensuing Annual General Meeting and being eligible offers himself for re-appointment.

The resolutions seeking approval of the Members for the reappointment of Mr. Y. Durga Prasad Rao as Director and re-appointment of Lt Gen P R Kumar as an Independent Director of the Company have been incorporated in the Notice to the AGM of the Company along with brief details about them.

The disclosures required pursuant to Regulation 36 of the SEBI Listing Regulations and Clause 1.2.5 of the Secretarial Standard are given in the Notice of AGM, forming part of the Annual Report.

Changes in Key Managerial Personnel

During the year under review, Ms. K. Vijayasree has resigned as Company Secretary w.e.f. 22<sup>nd</sup> May, 2020 and Mrs. K. Jhansi Laxmi has been appointed as the Company Secretary w.e.f. 11<sup>th</sup> September, 2020.

Further, after the end of the financial year 2020-21, Mr. C. Subba Rao has retired as Chief Financial Officer w.e.f. 30<sup>th</sup> April, 2021 and later the Board has appointed Mr. Srihari Pakalapati as the Chief Financial Officer w.e.f. 24<sup>th</sup> May, 2021.

Pursuant to the provisions of Section 2 (51) & 203 of the Companies Act, 2013, the following are the Key Managerial Personnel of the Company as on the date of this report.

Dr. Amarnath Gupta – Chairman & Managing Director

Mr. Srihari Pakalapati – Chief Financial Officer

Mrs. K. Jhansi Laxmi – Company Secretary

F. Company's policy on appointment and remuneration of directors

a) Criteria for appointment of directors

Director must have relevant experience in finance, law, management, sales, marketing, administration, research, corporate governance, technical operations or other disciplines related to company's business.

Director should possess the highest personal and professional ethics, integrity and values.

Director must be willing to devote sufficient time and energy in carrying out their duties and responsibilities.

Nomination and Remuneration Committee shall identify and ascertain the integrity, qualification, expertise and experience of the person for appointment as director and recommend to the Board his / her appointment or re-appointment.

The committee has discretion to decide whether qualification, expertise and experience possessed by a person are sufficient or satisfactory for the concerned position.

While appointing an independent director, Nomination and Remuneration Committee shall consider the 'independence' of the person also in addition to the above.

b) Policy on directors remuneration

i. Policy

The Company shall remunerate its directors, key managerial personnel, senior management, other employees and workers appropriately to retain and motivate them as well as to attract new talent when required.

ii. Components of remuneration

Remuneration package shall include fixed component for all employees and variable component to the extent desirable and practicable.

iii. Fixed remuneration

It shall be competitive and based on the individual's education, experience, responsibilities, performance, industry benchmark in the area, etc.

Fixed remuneration shall comprise of basic salary and other allowances like house rent allowance, conveyance allowance, etc. which are calculated as certain % of basic salary.

## iv. Variable remuneration

It is paid to encourage the employees to achieve set targets and variable remuneration shall be determined on the following basis:

Category	Nature	Basis of variable remuneration
Whole time Directors	Commission	X% of Profit in a year during the contract period (% as recommended by Board and approved by Shareholders.
Management Team (CFO, President, Vice President, Company Secretary, GM)	Profit sharing bonus	X% of Profit divided among them in proportion of their basic salary (% as decided by Committee of Whole time Directors)
Officers (Below GM level)	Profit sharing bonus	X% of Profit divided among them in proportion of their basic salary.(Minimum period of services and other conditions for eligibility are decided by Committee of Whole time Directors)
Staff and Workers	Production incentive	Quantity of production, as per the Wage Agreement revised every 3 years at Peddakandukuru (Those who are engaged in production and allied activities are eligible.

## v. Statutory benefits

Employee benefits like Contribution to Provident Fund, Gratuity, Bonus, Employees State Insurance, Workmen Compensation, etc. shall be provided to all eligible employees as per the respective Acts.

## vi. Perquisites and other benefits

Perquisite	Amount
Reimbursement of medical expenses for self and family / Medical allowance	Up to one month basic salary in a year to whom ESI is not applicable
Mediclaime and personal accident insurance	Reasonable coverage to whom ESI is not applicable
Leave travel allowance	Workers - as per wage agreement
Use of Company car with driver or reimbursement of driver salary, fuel, maintenance and insurance	For Directors-as recommended by Board and approved by Shareholders
Telephone at home, Club fee	For Management team-as approved by Committee of Whole time Directors
Gas, electricity, water, servant, security, gardener and soft furnishing.(Up to 10% of basic salary)	

## vii. Increments

Increments are made taking into account the individual performance, inflation and company performance.

Workers are given Variable Dearness Allowance as per Consumer Price Index semi-annually on 1st of April and 1st of October.

Wages of workers at Peddakandukuru are revised every 3 years as per the agreement between the management and unions.

Increments of other employees are made effective 1st April every year, as approved by Committee of Whole time Directors upon recommendation of heads of departments.

Mid-year increments are given in exceptional cases, as approved by CMD upon recommendation of concerned director and head of department.

## viii. Remuneration to independent and non-whole time directors

Remuneration consists of sitting fee in respect of the Board and Committee meetings attended, at

the rates approved by the Board and within the applicable provisions of the Companies Act, 2013.

## ix. Service contracts, notice period and severance fees:

Executive directors have entered into a service contracts with the company. The tenure of the contract is three years. Reappointment is done by the Board based on the recommendation of the Nomination and Remuneration Committee. Notice period is as mutually agreed between the director and the Board.

None of the directors is eligible for severance pay.

## G. Formal annual evaluation by the Board

The Board has evaluated its own performance and of individual directors. The details as required u/s 134(3) (p) of the Companies Act, 2013, are mentioned in the Annexure 2: Report on Corporate Governance.

## 14. Committees

As on March 31, 2021, the Company has Audit Committee, Nomination and Remuneration Committee, Stakeholders Relationship Committee and Corporate Social Responsibility

Committee. Detailed note on the composition of the Board and its Committees are provided in the Corporate Governance Report attached as Annexure 2 to this Report.

#### 15. Transfer of shares and unclaimed dividend to IEPF

As required under Section 124 of the Companies Act, 2013, during the financial year 2020-21, the Company transferred 8,252 equity shares, in respect of which dividends have not been claimed by the members for seven consecutive years or more, to the Investor Education and Protection Fund Authority (IEPF). Details of shares transferred have been uploaded on website of the Company.

Unclaimed dividend amount aggregating to ₹ 3,62,285 pertaining to the financial year 2012-13 lying with the Company for a period of seven years was transferred during the financial year 2020-21 to the Investor Education and Protection Fund (IEPF).

#### 16. Auditors

##### a) Independent auditors

The Members at the 37<sup>th</sup> Annual General Meeting of the Company held on September 27, 2017, had appointed M/s. Majeti & Co., Chartered Accountants (Firm Registration No. 015975S) as the Statutory Auditors of the Company to hold office for a term of five years, i.e., from the conclusion of the said Annual General Meeting until the conclusion of 42<sup>nd</sup> Annual General Meeting of the Company to be held in 2022, subject to ratification of their appointment by the shareholders, every year.

The Ministry of Corporate Affairs vide its Notification dated May 7, 2018, has dispensed with the requirement of ratification of Auditors' appointment by the shareholders, every year. Hence, from that date onwards, there is no requirement of shareholders' resolution for ratification of Auditors' appointment.

##### b) Internal auditors

M/s M. Venkata Ratnam & Associates, Chartered Accountants were the internal auditors for the year 2020-21 and they being eligible, the Board has re-appointed them for the year 2021-22.

##### c) Cost auditors

The Company has been preparing cost records for relevant products prescribed under the Companies Act, 2013 and Companies (Cost Records and Audit) Rules, 2014 and these records have been being audited by Cost Accountant.

M/s S. S. Zanwar & Associates, Cost Accountants were cost auditors for 2020-21 and they being eligible, the Board has re-appointed them for the year 2021-22. Board recommends the resolution for members' ratification of remuneration of the Cost Auditors, as required under the provisions of Section 148(3) of the Companies Act, 2013.

##### d) Secretarial auditor

Mr. K.V. Chalama Reddy, a practicing company secretary, was the secretarial auditor for the financial year 2020-21 and he being eligible, the Board has re-appointed him for the year 2021-22.

#### 17. Independent auditors' report

There are no qualifications, reservations or adverse remarks made by the Independent auditors in their report.

#### 18. Credit Ratings

ICRA has revised the long-term credit rating to '[ICRA] BBB+ (Stable)' from '[ICRA] A- (Negative)' and short-term credit rating has been revised to [ICRA] A2 from '[ICRA] A2+'.

#### 19. Management discussion and analysis

A report on management discussion and analysis is placed as a separate section in the annual report.

#### 20. Corporate governance

Pursuant to Schedule V of the Securities and Exchange Board of India (Listing Obligations and Disclosure Requirements) Regulations, 2015, a detailed report is given at Annexure-2 along with the auditors' certificate as in the Annexure-3 and CEO and CFO certificate as Annexure-4 to this report.

#### 21. Secretarial audit report

In accordance with Section 204 of the Companies Act, 2013, the Secretarial Audit report for the financial year ended March 31, 2021 in Form No.MR-3 is attached as Annexure 5 to this Report. The Secretarial Audit report contains an observation. The observation and reply thereto is as under:

##### Observation:

The Company has not obtained the approval of shareholders of the Company by way of special resolution for continuation of the directorship of Dr.(Mrs.) Kailash Gupta as a Non-Executive, Non-Independent director of the Company, who has attained the age of 75 years as on 30.01.2021 as required under Regulation 17(1A) of the Securities and Exchange Board of India (Listing Obligations and Disclosure Requirements) Regulations, 2015.

##### Board's Response:

The Company has obtained the approval of shareholders of the Company, for continuation of the directorship of Dr.(Mrs.) Kailash Gupta, who has attained the age of 75 years on 30.01.2021, as a Non-Executive, Non-Independent director of the Company, by passing a special resolution through postal ballot on 26.06.2021 and further explained that the delay in obtaining the members approval is due to the circumstances beyond the control of the Company i.e. Covid-19 pandemic and the lockdown/restrictions imposed by the Governments in terms of the Disaster Management Act, 2015.

#### 22. Conservation of energy, technology absorption and foreign exchange earnings and outgo

Information required under Section 134(3) (m) of the Companies Act, 2013 read with Rule 8 of the Companies (Accounts) Rules, 2014 is given in Annexure- 6 to this Report.

#### 23. Particulars of loans, guarantees or investments in terms of section 186 of the Companies Act, 2013

Your company

- a) has not given any loan to any person or other body corporate other than usual advances for supply of materials and services



- b) has not given any guarantee or provide security in connection with a loan to any other body corporate or person and
- c) has not acquired the securities of any other body corporate by way of subscription, purchase or otherwise, exceeding sixty percent, of its paid-up share capital, free reserve and securities premium account or one hundred percent of its free reserves and securities premium account whichever is more.

**24. Particulars of contracts or arrangements with related parties**

Contracts or arrangements with related parties referred in section 188(1) of the Companies Act, 2013 have been at arm's length and the particulars are reported in the Annexure - 7.

**25. Risk management policy**

Your company recognizes Risk Management as a very important part of business and has kept in place necessary policies, procedures and mechanisms. The company proactively identifies monitors and takes precautionary and mitigation measures in respect of various risks that threaten the operations and resources of the company.

The Risk Management Policy of the company is available at the link <http://www.pelgel.com/prm.htm>.

**26. Vigil mechanism policy**

Pursuant to the provisions of Section 177 (9) and (10) of the Companies Act, 2013 a Whistle Blower policy has been established. The policy is available at the website link <http://www.pelgel.com/pwb.htm>.

**27. Corporate social responsibility (CSR) activities**

During the year 2020-21, your company has spent an amount of ₹ 15.68 lakhs (₹ 39.49 lakhs in previous year) on CSR activities, against the minimum mandatory amount of ₹15.67lakhs (₹ 39.15 lakhs in previous year), being 2% of average profit for the last three years.

Details of CSR activities are given in Annexure - 8.

**28. Disclosure under the Sexual Harassment of Women at Workplace (Prevention, Prohibition and Redressal) Act, 2013 (Nirbhaya Act)**

There are 67 women employees in your company as on March 31, 2021 (90 a year ago) and your company has formulated an anti harassment policy to ensure safe working environment. Your company also has set up an Internal Complaint Committee to redress complaints of women employees.

Details of awareness programmes and complaints are listed in Annexure - 9.

**29. Disclosure of significant and material orders passed by regulators etc. under Rule 8(5)(vii) of the Companies (Accounts) Rules 2014**

There were no significant and material orders passed by the regulators or courts or tribunals impacting the going concern status and company's operations in future.

**30. Disclosure of internal financial control systems and their adequacy Rule 8(5)(viii) of the Companies (Accounts) Rules 2014**

The company has in place adequate internal financial controls with reference to financial statements through

- reviews of operations by Board and committees
- vetting of various reports by management
- periodical internal audits
- setting and implementing financial policies
- checks and balances in the ERP system and other measures.

**31. Annual Return**

Pursuant to the provisions of Section 92 and Section 134 of the Companies Act, 2013, as amended from time to time, the Annual Return as on March 31, 2021 in form MGT-7 is available on the Company's website on [www.pelgel.com](http://www.pelgel.com)

**32. Remuneration of directors and employees and related disclosures**

Remuneration is paid to directors and employees in accordance with the remuneration policy of the company and applicable statutory provisions.

Particulars required u/s 197(12) of the Act read with rule 5(1) of the Companies (Appointment and Remuneration of Managerial Personnel) Rules, 2014 are given as Annexure-10.

**33. Listing on stock exchanges**

Your Company's shares are listed on the Bombay Stock exchange (BSE) and National Stock Exchange (NSE).

During the year under review, your company's share price on BSE had moved between a maximum of ₹ 177 and a minimum of ₹ 60.85. The price closed at ₹ 156.85 on March 31, 2021, an increase of 60% over the price of ₹ 62.30 on March 31, 2020.

On NSE, your company's share price had moved between a maximum of ₹ 175.75 and a minimum of ₹ 59.40. The price closed at ₹ 153.10 on March 31, 2021, an increase of 60% over the price of ₹ 61.50 on March 31, 2020.

**34. Industrial relations**

Your directors thank all the employees for their cooperation and the contribution towards harmonious relationship and progress of the company.

**35. Acknowledgements**

Your directors place on record their appreciation of the continued support and cooperation from all employees, customers, suppliers, financial institutions, banks, regulatory authorities and other business associates.

Secunderabad  
03.09.2021

**Dr. A.N. Gupta**  
**Chairman & Managing Director**  
**DIN: 00053985**

# ANNEXURE-1

## Form AOC-I

(Pursuant to first proviso to sub-section (3) of section 129 read with rule 5 of Companies (Accounts) Rules, 2014)  
Statement containing salient features of the financial statement of subsidiaries / associate companies / joint ventures

(₹ in lakhs)

Part A: Subsidiaries (Information in respect of each subsidiary to be presented with amounts)			
1	Name of the subsidiary	Premier Wire Products Limited	PELNEXT Defence Systems Private Limited
2	The date since when subsidiary was acquired	30-Jun-16	15-Jul-16
3	Reporting period for the subsidiary concerned, if different from the holding company's reporting period	Apr 2020–Mar 2021, same as for holding company	Apr 2020–Mar 2021, same as for holding company
4	Reporting currency and Exchange rate as on the last date of the relevant Financial year in the case of foreign subsidiaries	INR	INR
5	Share capital	650.00	1.00
6	Reserves and surplus / Other equity	(11.97)	(3.27)
7	Total assets	839.37	0.48
8	Total Liabilities	201.34	2.75
9	Investments	-	-
10	Turnover	26.25	0.00
11	Profit before taxation	(24.83)	(0.81)
12	Provision for taxation	(4.38)	-
13	Profit after taxation	(20.45)	(0.81)
14	Proposed Dividend	-	-
15	Extent of shareholding	80%	100%

Note:

1. Names of subsidiaries which are yet to commence operations: PELNEXT Defence Systems Private Limited

2. Names of subsidiaries which have been liquidated or sold during the year: None

(₹ in lakhs)

Part B: Associates and Joint Ventures Statement pursuant to Section 129 (3) of the Companies Act, 2013 related to Associate Companies and Joint Ventures		
Particulars	Name of Associates/Joint Ventures	
	BF Premier Energy Systems Private Limited (jointly controlled entity)	
1	Latest audited Balance Sheet Date	March 31, 2021
2	Shares of Associate / Joint Ventures held by the company on the year end	
	Number of equity shares	1,00,000
	Amount of Investment in Associates / Joint Venture	10.00
	Extent of holding	50.00%
3	Description of how there is significant influence	Held 50% of equity share capital
4	Reason why the associate / joint venture is not consolidated	Proportionately consolidated
5	Net worth attributable to Shareholding as per latest audited Balance Sheet	(0.60)
6	Profit / (Loss) for the year	
	i. Considered in Consolidation	(0.30)
	ii. Not Considered in Consolidation	(0.30)

Note:

1. Names of associates or joint ventures which are yet to commence operations:

BF Premier Energy Systems Private Limited (JV)

2. Names of associates or joint ventures which have been liquidated or sold during the year:

None

## ANNEXURE-2

# REPORT ON CORPORATE GOVERNANCE

Report pursuant to Schedule V of the Securities and Exchange Board of India (Listing Obligations and Disclosure Requirements) Regulations, 2015, compliance with the requirements of Corporate Governance is set out below:

### I. Corporate Governance

#### 1. Company's philosophy

Your Company firmly believes that good corporate governance is a necessary discipline and a means of achieving and attaining the goals and objectives of the company. Your company has been practicing the principles of corporate governance over the years.

The Board of directors lays strong emphasis on transparency, accountability and integrity.

The Company is in compliance with the Corporate Governance requirements as enshrined in the Companies Act, 2013 read with the Rules made there under, SEBI (Listing Obligations and Disclosure Requirements) Regulations, 2015 (Listing Regulations) and other applicable laws.

#### 2. Board of directors

The Board of Directors of the company has an optimum combination of Executive, Non-Executive and Independent Directors who have in-depth knowledge of business and expertise in their areas of specialisation. Presently, the Board of Directors comprises nine (9) directors, of which three are Executive Directors, five are Non-Executive & Independent Directors and one Non-Executive & Non-Independent Woman Director. The composition of the Board is in conformity with Regulation 17 of the SEBI (Listing Obligations and Disclosure Requirements) Regulations.

The Composition of the Company's Board, their category, designation, other Directorships and memberships of Committees held by each of them is as follows:

##### a. Composition and category of directors as on 31st March, 2021 is as follows

S.No.	Name of the Director	DIN Number	Designation	Category
1	Dr. A.N.Gupta	00053985	Chairman and Managing Director	Promoter & Executive Non-Independent Chairman
2	Mr. T.V.Chowdary	00054220	Deputy Managing Director	Executive Director
3	Mr. Y. Durga Prasad Rao	08072805	Director (Operations)	Executive Director
4	Dr. (Mrs.) Kailash Gupta	00054045	Director	Promoter & Non Executive-Non Independent Director
5	Mr. Anil Kumar Mehta	00040517	Director	Independent Director
6	Mr. P.R.Tripathi	00376429	Director	Independent Director
7	Mr. K.Rama Rao	02678860	Director	Independent Director
8	Dr. A. Venkataraman	02669952	Director	Independent Director
9	Lt.Gen. P.R.Kumar (Retd)	07352541	Director	Independent Director

##### b. Attendance of each director at the Board meetings and the last AGM held on November 19, 2020 through Video Conference (VC)

Name of the Director	No. of Board meetings attended		Last AGM attendance (Yes/No)
	Held during tenure	Attended	
Dr. A.N.Gupta	5	5	Yes
Mr. T.V.Chowdary	5	5	Yes
Mr. Y. Durga Prasad Rao	5	5	Yes
Dr. (Mrs.) Kailash Gupta	5	5	Yes
Mr. P.R.Tripathi	5	5	Yes
Mr. Anil Kumar Mehta	5	5	Yes
Mr. K. Rama Rao	5	4	Yes
Dr. A. Venkataraman	5	4	Yes
Lt.Gen. P.R.Kumar (Retd)	5	4	Yes

**c. Number of other Board of Directors or committees in which a director(s) is a member or a chairperson**

None of the directors on the Board is a member in more than 10 committees or chairman of more than 5 committees as specified in Regulation 26(1) of SEBI (Listing Obligations and Disclosure Requirements) Regulations 2015, across all companies in which he or she is a director. Necessary disclosures regarding committee positions have been made by the directors.

The number of Directorships, Committee Chairmanships/Memberships held by them in other public companies as on 31st March, 2021 and details of directorships in other listed entities are given below.

Other Committee positions*					Name of other listed companies in which Directors of the Company are directors	Category of the directorships in the listed entity
S. No.	Name of the Director	No. of other Directorships	Membership	Chairman		
1	Dr. A.N.Gupta	2	-	-	Nil	N.A.
2	Mr. T.V.Chowdary	4	-	-	Nil	N.A.
3	Dr. (Mrs.) Kailash Gupta	1	-	-	Nil	N.A.
4	Mr. Anil Kumar Mehta	-	-	-	Nil	N.A.
5	Mr. P.R.Tripathi	2	-	-	Nil	N.A.
6	Mr. K. Rama Rao	-	-	-	Nil	N.A.
7	Dr. A. Venkataraman	-	-	-	Nil	N.A.
8	Lt.Gen. P.R.Kumar (Retd)	1	-	-	RKEC Projects Ltd	Independent Director
9	Mr. Y. Durga Prasad Rao	1	-	-	Nil	N.A.

\*Chairmanships/Memberships of Board Committees include only that of Audit Committee and Stakeholder Relationship Committee.

**d. Particulars of directorships in other companies**

Name of the Director	Name of the Company	Position
Dr. A.N.Gupta	BF Premier Energy Systems Private Limited	Director
	PELNEXT Defence Systems Private Limited	Director
Mr. T.V.Chowdary	Premier Wire Products Limited	Director
	Octane Chemicals Private Limited	Director
	BF Premier Energy Systems Private Limited	Director
	PELNEXT Defence Systems Private Limited	Director
Dr. (Mrs.) Kailash Gupta	Premier Wire Products Limited	Director
Mr. Anil Kumar Mehta	None	None
Mr. P.R.Tripathi	HDO Technologies Limited (under Liquidation)	Director
	Minman Consultancy Services Private Limited	Director
Mr. K. Rama Rao	None	None
Dr. A. Venkataraman	None	None
Lt.Gen. P.R.Kumar (Retd)	RKEC Projects Limited	Director
Mr. Y. Durga Prasad Rao	Premier Wire Products Limited	Director



**e. Positions in Committees of all companies**

No. of committees and chairmanships held by them across all the companies are as follows:

Name of the Director	Name of the Company	Member of the Committee	Chairman of the Committee
Dr. A.N.Gupta	None	None	None
Mr. T.V.Chowdary	Premier Explosives Limited	CSR committee	No
		Stakeholder Relationship Committee	No
Dr. (Mrs.) Kailash Gupta	Premier Explosives Limited	CSR committee	No
		Stakeholder Relationship Committee	No
		Internal Complaints Committee	No
Mr. P.R.Tripathi	Premier Explosives Limited	Audit Committee	Yes
		Nomination and Remuneration Committee	Yes
		CSR committee	Yes
Mr. Anil Kumar Mehta	Premier Explosives Limited	Stakeholder Relationship Committee	Yes
		Audit Committee	No
		Nomination and Remuneration Committee	No
Mr. K. Rama Rao	Premier Explosives Limited	Audit Committee	No
		Nomination and Remuneration Committee	No
Dr. A. Venkataraman	None	None	None
Lt.Gen. P.R.Kumar (Retd)	None	None	None
Mr. Y. Durga Prasad Rao	None	None	None

**f. Number of Board meetings held and dates on which held**

The Board of Directors met 5 (five) times during the Financial Year from 01st April, 2020 to 31st March, 2021. The maximum time gap between any of two consecutive meetings did not exceed One Hundred and Twenty days. The dates on which the meetings were held are as follows:

29<sup>th</sup> June, 2020, 11<sup>th</sup> September, 2020, 23<sup>rd</sup> October, 2020, 8<sup>th</sup> February, 2021 and 15<sup>th</sup> March, 2021.

**g. Disclosure of relationship between directors inter se**

Dr. A.N.Gupta, Chairman and Managing Director and Dr. (Mrs.) Kailash Gupta, Non Executive Director, are husband and wife. Other than them, none of the Directors are related to any other Director.

**h. Number of shares and convertible instruments held by non-executive directors**

Name	Category	No. of Shares held as on 31.03.2021
Dr. (Mrs.) Kailash Gupta	Non Executive & Non Independent Director	11,67,467
Mr. Anil Kumar Mehta	Non Executive & Independent Director	3,000
Mr. P.R.Tripathi	Non Executive & Independent Director	Nil
Mr. K. Rama Rao	Non Executive & Independent Director	Nil
Mr. A. Venkataraman	Non Executive & Independent Director	Nil
Lt.Gen. P.R.Kumar (Retd)	Non Executive & Independent Director	Nil

**i. The details of familiarisation programmes imparted to independent directors are given below**

In every quarter during the year 2020-21

Chairman and Managing Director apprises the directors on the latest, business developments include foreign tie ups, technology agreements, product launch and strategy adopted for expanding the Business.

Deputy Managing Director gives a presentation on the performance of the Company and the future outlook.

Chief Financial Officer presents the detailed analysis of the financial results. Internal auditors give a detailed report on their findings. Statutory auditors share their views on their observations during the course of audit and make presentations to the Board of Directors with regard to the regulatory changes from time to time while approving the financial results.

The Company secretary prepares the necessary policies as required by various regulations of SEBI and are circulated to the directors for their comments.

The details are given in the web blink: <http://www.pelgel.com/fpi.html>

**j. Given below is the chart setting out the skills / expertise / competence of the Board of Directors**

S.NO	Name of the Director	Category	Skills/expertise/competence
1	Dr. A.N. Gupta	Chairman & Managing Director (Executive & Non- Independent Director)	Technology, Innovation & Entrepreneurship
2	Mr. T.V. Chowdary	Deputy Managing Director (Executive Director)	Strategy, Industrial Affairs & leadership
3	Mr. Y. Durga Prasad Rao	Director-Operations (Executive Director)	Project execution, Technology, Industrial and Government Affairs
4	Dr. (Mrs.) Kailash Gupta	Non-Executive and Non-Independent Director	Doctor by profession. social and philanthropic activities especially in healthcare
5	Mr. P.R. Tripathi	Independent Director	Expert in Mining Activities, strategy & Leadership
6	Mr. Anil Kumar Mehta	Independent Director	Accounting, Audit, Taxation & Project Finance.
7	Mr. K. Rama Rao	Independent Director	Technology Development& Research in Defence Products.
8	Dr. A. Venkataraman	Independent Director	Expertise in High Energy Materials chemistry, nano-materials chemistry, polymer nano composites etc., Innovation & Training
9	Lt. Gen P.R. Kumar (Retd.)	Independent Director	Strategy, People Management and General Administration.

**Board Skill Matrix**

The Board has identified the following skills/expertise/ competencies fundamental for the effective functioning of the Company, which are currently available with the Board:

Defence business	Understanding product portfolio, intricacies in defence procurement, diverse entities within defence departments, indigenisation and regulatory jurisdictions.
Strategy and Planning	Appreciation of long-term trends in industrial explosives and military explosives, developments in technology changes, knowledge in user industries like defence / mining and experience in guiding and leading management teams to make decisions in constrained environments.
Governance	Experience in developing and overseeing governance practices, holistic approach in serving the interests of all stakeholders, maintaining board and management accountability, eye on changing corporate and other laws and driving corporate ethics and Values

**k. Confirmation as regards independence of Independent Directors**

In the opinion of the Board of Directors of the Company, the existing Independent Directors fulfil the conditions specified in the SEBI Listing Regulations and they are independent of the Management.

**l. Reasons for resignation of Independent Director before the expiry of term, if any**

Not Applicable

**3. Audit Committee**

**a. Brief description of Terms of reference**

Audit committee reviews the audit reports submitted by the Internal Auditors and Statutory Auditors, Financial results, the effectiveness of the Internal Audit process, Management Discussion and Analysis report, Related Party Transactions, etc. These terms of reference are in line with the regulatory requirements mandated by the Section 177 of the Companies Act, 2013 and Part C of Schedule II of Regulation 18(3) of SEBI (Listing Obligations and Disclosure Requirements), Regulations 2015.

Role of Audit Committee includes

- Oversight of the company's financial reporting process and the disclosure of its financial information to ensure that the financial statement is correct, sufficient and credible.
- Recommending to the Board, the appointment, re-appointment and, if required, the replacement or removal of statutory auditors and fixation of audit fees.
- Approval of payment to statutory auditors for any other services rendered by the statutory auditors.

- iv. Reviewing with the management, the annual financial statements, before submission to the Board for approval, with particular reference to -
  1. Matters required to be included in the Director's Responsibility Statement to be included in the Board report in terms of clause (c) of sub section (3) of section 134 of the Companies Act, 2013.
  2. Change, if any, in accounting policies and practices and reasons for the same.
  3. Major accounting entries involving estimates based on the exercise of judgment by management.
  4. Significant adjustments made in the financial statements arising out of audit findings.
  5. Compliance with listing and other legal requirements relating to financial statements.
  6. Disclosure of any related party transactions.
  7. Modified opinion (s) in the draft audit report.
- v. Reviewing, with the management, the quarterly financial statements before submission to the Board for approval.
- vi. Reviewing with the management the statement of uses/application of funds raised through an issue (public issue, rights issue, preferential issue, etc), the statement of funds utilised for purposes other than those stated in the offer document/prospectus/notice and the report submitted by the monitoring agency monitoring the utilisation of proceeds of a public or rights issue, and making appropriate recommendations to the board to take up steps in this matter.
- vii. Review and monitor the auditor's independence and performance and effectiveness of audit process.
- viii. Approval of any subsequent modification of transactions of the Company with related parties.
- ix. Scrutiny of inter-corporate loans and investments.
- x. Valuation of undertakings or assets of the listed entity, wherever it is necessary.
- xi. Evaluation of internal financial controls and risk management systems
- xii. Reviewing with the Management, performance of statutory and internal auditors, and adequacy of the internal control systems.
- xiii. Reviewing the adequacy of internal audit function, if any, including the structure of the internal audit department, staffing and seniority of the official heading the department, reporting structure coverage and frequency of internal audit
- xiv. Discussion with internal auditors of any significant findings and follow up thereon.
- xv. Reviewing the findings of any internal investigations by the internal auditors into matters where there is suspected fraud or irregularity or a failure of internal control systems of a material nature and reporting the matter to the Board
- xvi. Discussion with statutory auditors before the audit commences, about the nature and scope of audit as well as post audit discussion to ascertain any area of concern.
- xvii. To look into reasons for substantial defaults in the payments to the depositors, debenture holders, shareholders (in case of non-payment of declared dividends) and creditors
- xviii. To review the functioning of the whistle blower mechanism
- xix. Approval of appointment of Chief Financial Officer after assessing the qualifications, experience and background, etc., of the candidate.
- xx. Carrying out any other function as is mentioned in the terms of reference of the Audit Committee.
- xxi. Monitoring the end use of funds raised through public offers and related matters.
- xxii. To review the management discussion and analysis of financial condition and results of operations.
- xxiii. To review the statement of significant related party transactions (as defined by the Audit Committee) submitted by the Management.
- xxiv. To review management letters/letters of internal control weaknesses issued by the statutory auditors.
- xxv. To review internal audit reports relating to internal control weaknesses issued by the statutory auditors.
- xxvi. To review the appointment, removal and terms of remuneration of the chief internal auditor.
- xxvii. To review the statement of deviations of the following:

1. Quarterly statement of deviation(s) including report of monitoring agency, if applicable, submitted to stock exchange(s) in terms of Regulation 32 (1) of SEBI (Listing Obligations and Disclosure Requirements) Regulations, 2015.
  2. Annual statement of Funds utilised for purposes other than those stated in the offer document/ prospectus/ notice in terms of Regulation 32 (7) SEBI (Listing Obligations and Disclosure Requirements) Regulations, 2015.
- xxviii. To review the utilisation of loans and/or advances from/investment by the holding company in the subsidiary exceeding rupees 100 crore or 10% of asset size of the subsidiary, whichever is lower including existing loans / advances / investments.
- xxix. Consider and comment on rationale, cost-benefits and impact of schemes involving merger, demerger, amalgamation etc., on the listed company and its shareholders

**b. Composition, names of the members, and Chairperson**

Audit Committee consists of 3 (three) Non Executive-Independent directors who are financially literate. The Committee is headed by Mr. P.R. Tripathi, an Independent Director.

Name of the director	Position
Mr. P.R.Tripathi	Chairman
Mr. Anil Kumar Mehta	Member
Mr. K. Rama Rao	Member

**c. Attendees**

The Audit Committee invites such of the executives, as it considers appropriate to be present at its meetings. The Company Secretary acts as the Secretary of the Committee.

**d. Audit Committee meetings and attendance during the financial year ended 31st March, 2021**

During the year, the Committee held 4 (four) meetings on 29<sup>th</sup> June, 2020, 11<sup>th</sup> September, 2020, 23<sup>rd</sup> October, 2020 and 8<sup>th</sup> February, 2021.

Attendance at the Audit Committee Meetings:

Name of the director	Position	No. of meetings held	No. of meetings attended
Mr. P.R.Tripathi	Chairman	4	4
Mr. Anil Kumar Mehta	Member	4	4
Mr. K. Rama Rao	Member	4	3

**4. Nomination and remuneration committee**

**a. Brief description of terms of reference:**

- Formulation of the criteria for determining qualifications, positive attributes and Independence of a Director and recommending to the Board a policy, relating to the remuneration of the Directors, Key Managerial Personnel and other Senior Employees
- Formulation of criteria for evaluation of Independent Directors and the Board of Directors
- Identifying persons who are qualified to become Directors and who may be appointed in Senior Management in accordance with the criteria laid down and recommend to the Board their appointment and removal
- Devising a policy on Board Diversity
- Extension or continuing the term of appointment of the Independent Director, on the basis of the report of the performance evaluation of independent directors
- Recommend to the Board a policy, relating to the remuneration of the Directors, Key Managerial Personnel and other employees.
- Undertaking other matters as the Board may refer from time to time.



**b. Composition, members and chairperson**

The Nomination and Remuneration Committee was constituted by the Board with three non-executive, independent directors. The Committee is headed by Mr. P.R. Tripathi, an Independent Director. The composition of the Nomination and Remuneration committee:

Name of the director	Position
Mr. P.R.Tripathi	Chairman
Mr. Anil Kumar Mehta	Member
Mr. K. Rama Rao	Member

**c. Committee meetings and attendance during the year**

During the year, the Committee held 2 (two) meetings on 29<sup>th</sup> June, 2020 and 11<sup>th</sup> September, 2020.

Name of the director	Position	No. of meetings held	No. of meetings attended
Mr. P.R.Tripathi	Chairman	2	2
Mr. Anil Kumar Mehta	Member	2	2
Mr. K. Rama Rao	Member	2	1

**d. Nomination and Remuneration policy**

- The compensation of the Executive Directors comprises of a fixed component and performance bonus. The compensation is determined based on the remuneration prevailing in the industry and the performance of the company. The remuneration package of the executive Directors is periodically reviewed and suitable revision is recommended to the Board by the Committee.
- The Non-Executive Directors are paid sitting fees for attending the meetings of the Board / Committees.

**e. Criteria for performance evaluation**

Performance evaluation criteria for Independent Directors

The performance evaluation criteria for independent directors are determined by the Nomination and Remuneration committee. Factors of evaluation include participation and contribution by a director, commitment, effective deployment of knowledge and expertise, integrity and maintenance of confidentiality and independence of behaviour and judgement.

Executive Directors

Performance of the Executive Directors is evaluated on broad criteria such as contribution and value addition to the Board and Committees thereof; contribution to the Company and management to achieve its plans, goals, corporate strategy and risk mitigation; level of participation in the Board and Committee meetings, etc. Director being evaluated does not participate in the evaluation process. The performance of Board as a whole is evaluated by the Independent Directors on the basis of its duties and responsibilities as per terms of reference. The Chairman's performance is evaluated by Independent Directors on the above parameters after taking into account the views of Executive and Non-Executive Directors.

**5. Meeting of Independent Directors**

A separate meeting of Independent Directors of the Company was held on 15th March, 2021. At the meeting, the Independent Directors reviewed the performance of the Non-Independent Directors and the Board as a whole; reviewed the performance of the Chairman of the Company, taking into account the views of the Executive and Non executive Directors and assessed the quality, quantity and timeliness of flow of information between the Company Management and the Board that is necessary for the Board to effectively and reasonably perform its duties.

The Independent Directors expressed their satisfaction with the overall performance of the Directors and the Board as a whole.

**6. Succession planning**

The Nomination and Remuneration Committee works with the Board on succession plan to ensure orderly succession in appointments to the Board and in the senior management. The Company strives to maintain an appropriate balance of skills and experience within the Board of Directors and the organisation.

## 7. Remuneration of Directors

- a. There were no pecuniary transactions with any non-executive director of the Company.
- b. Apart from the sitting fees, Non executive directors are not paid any remuneration. The details of the sitting fees paid to the Directors for attending Board and Committee Meetings during the year 2020-21 are as follows:

S. No.	Name of the Director	Amount of Sitting fees (₹ in lakhs)
1.	Dr. (Mrs.) Kailash Gupta	1.30
2.	Mr. Anil Kumar Mehta	1.80
3.	Mr. P.R.Tripathi	1.70
4.	Mr. K. Rama Rao	1.20
5.	Dr. A. Venkataraman	0.80
6.	Lt.Gen. P.R.Kumar (Retd)	0.80

### c. Disclosures with respect to remuneration

- i. The Remuneration paid to whole time directors is as follows:

S. No.	Name of the director	Salary & allowances	Benefits	Commission	Bonus	Pension	Total
Executive directors							
1	Dr. A.N.Gupta	219.76	31.20	-	-	-	250.96
2	Mr. T.V.Chowdary	62.43	9.01	-	-	-	71.44
3	Mr. Y. Durga Prasad Rao	31.20	4.61	-	-	-	35.81
<b>Total</b>		<b>313.39</b>	<b>44.82</b>	-	-	-	<b>358.21</b>

- ii. A fixed remuneration shall comprise of basic salary and other allowances like house rent allowance, conveyance allowance, etc., which are calculated as certain percent of basic salary.
- iii. Variable remuneration It is paid to encourage the employees to achieve set targets and variable remuneration shall be determined on the following basis:

Category	Nature	Basis of variable remuneration
Whole time Directors	Commission	X% of Profit in a year during the contract period (% as recommended by Board and approved by Shareholders)

- iv. All the whole time directors have been appointed for a term of three years in accordance with the terms and conditions contained in the resolutions passed by the Members in the General Meeting.

There is no severance fees and stock option plan for the Executive/Non Executive Directors. The appointment of Chairman & Managing Director, Deputy Managing Director and Whole Time Directors is made for a period of three years on the terms and conditions contained in the respective resolutions passed by the Members in the General Meeting.

## 8. Stakeholders Relationship Committee

### a. Composition of the committee

The committee consists of 2 non-executive directors and one executive director. The Chairman is a non-executive Independent director.

The Committee is headed by Mr. Anil Kumar Mehta, an Independent Director

Name of the director	Position
Mr. Anil Kumar Mehta	Chairman (Non Executive-Independent)
Mr. T.V.Chowdary	Member (Executive)
Dr. (Mrs.) Kailash Gupta	Member (Non Executive-Non Independent)

### b. Name and designation of the Compliance Officer

Ms. K. Vijayashree, Company Secretary till 22.05.2020 and Mrs. K. Jhansi Laxmi, Company Secretary w.e.f. 11.09.2020

### c. Number of Shareholder's complaints received

During the year under review, the Company has received a total of 2 complaints from Shareholders and all were resolved during the year.

- d. Number of complaints not resolved to the satisfaction of shareholders is Nil
- e. There were no pending complaints as at the year ended 31st of March, 2021.

#### Terms of Reference

The Stakeholders Relationship Committee oversees and reviews all matters connected with the securities transfer and also looks into redressing of shareholders complaints like transfer/transmission of shares, non-receipt of annual reports / dividends etc.

As per Section 178(7) of the Act and Secretarial Standards, the Chairman of the Committee or in his absence, any other Member of the Committee authorized by him in this behalf shall attend the General Meetings of the Company. The Chairman of the Committee, Mr. Anil Kumar Mehta was present at the 40th Annual General Meeting of the Company held on 19th November, 2020.

Email ID for Investor Grievances: investors@pelgel.com

### 9. Corporate Social Responsibility Committee

The Company has set up a CSR Committee to, inter alia

- Formulate and recommend to the Board, a Corporate Social Responsibility Policy which shall indicate the activities to be undertaken by the company as specified by law
- Recommend the amount of expenditure to be incurred on the activities specified and
- Monitor the Corporate Social Responsibility Policy of the company from time to time.

#### a. Composition, members and chairperson

The committee consists of 2 (two) Non Executive Directors and 1 (one) Executive Director. Chairman is Non Executive- Independent Director.

Name of the director	Position
Mr. P.R.Tripathi	Chairman
Mr. T.V.Chowdary	Member
Dr. (Mrs.) Kailash Gupta	Member

#### b. Committee meetings and attendance during the year

During the year the Committee held one meeting on 11<sup>th</sup> September, 2020.

Name of the director	Position	No. of meetings held	No. of meetings attended
Mr. P.R.Tripathi	Chairman	1	1
Mr. T.V.Chowdary	Member	1	1
Dr.(Mrs.) Kailash Gupta	Member	1	1

A detailed overview of the CSR initiatives of the Company is published elsewhere in the Annual Report.

### 10. General body meetings

#### a. Details of the last three AGMs are as follows

Year	Date	Venue	Time	No. of special resolutions passed
2017-18	27.09.2018	Surana Udyog Auditorium,	10.30 am	1
2018-19	25-09-2019	FTAPCCI, 11-6-841, Red Hills, Hyderabad -500 004	11.00.a.m	6
2019-20	19-11-2020	Video Conferencing (VC) / Other Audio Visual Means (OAVM)	11.30 a.m	Nil

**b. Special resolutions passed during the previous three Annual General Meetings**

**40th Annual General Meeting – November 19, 2020**

- No Special Resolutions were passed

**39th Annual General Meeting – September 25, 2019**

- Reappointment of Mr. P.R. Tripathi (DIN:00376429) as Independent Director
- Reappointment of Mr. Anil Kumar Mehta (DIN:00040517) as Independent Director
- Reappointment of Mr. K. Rama Rao (DIN:02678860) as Independent Director
- Reappointment of Dr. A. Venkataraman (DIN: 02669952) as Independent Director
- Reappointment of Mr. T.V. Chowdary (DIN:00054220) as Deputy Managing Director
- Appointment of Mr. Y. Durga Prasad Rao (DIN:08072805) as Director (Operations)

**38th Annual General Meeting – September 27, 2018**

- Reappointment of Dr. Amar Nath Gupta as Chairman and Managing Director

**c. Details of the EGMs held during the year 2020-21: None**

**d. Postal ballot resolutions**

During the financial year 2020-21, the Company did not pass any special resolution through postal ballot. The details of the previous postal ballots are available on the website, at [www.pelgel.com](http://www.pelgel.com).

None of the businesses proposed to be transacted at the ensuing AGM requires passing of a special resolution through postal ballot.

**11. Means of communication**

Quarterly, half yearly and annual financial results of the Company are communicated to the Stock Exchanges immediately after the same are considered by the Board and are published in Business Standard (English) and Nava Telangana (Telugu). The results and presentations made to the Investors/analysts are placed on the Company's website: [www.pelgel.com](http://www.pelgel.com)

**12. General shareholder information**

<b>a. 41st AGM, date, time and Mode</b>	Wednesday, the 29th September 2021 at 11.30 a.m.
	Mode: Through Video Conferencing or other Audio Visual Means

**b. Financial year: April 1, 2021 to March 31, 2022 Tentative schedule for considering financial results:**

For the quarter ended June 30, 2021	:	July, 2021
For the quarter ending September 30, 2021	:	October/November, 2021
For the quarter ending December 31, 2021	:	January/February, 2022
For the quarter / year ending March 31, 2022	:	April/May, 2022

Book Closure dates

The dates for book closure are from 23<sup>rd</sup> September, 2021 to 29th September, 2021 (both days inclusive)

**c. Dividend payment date: NA**

**d. Listing on stock exchanges**

The Company's equity shares are listed at

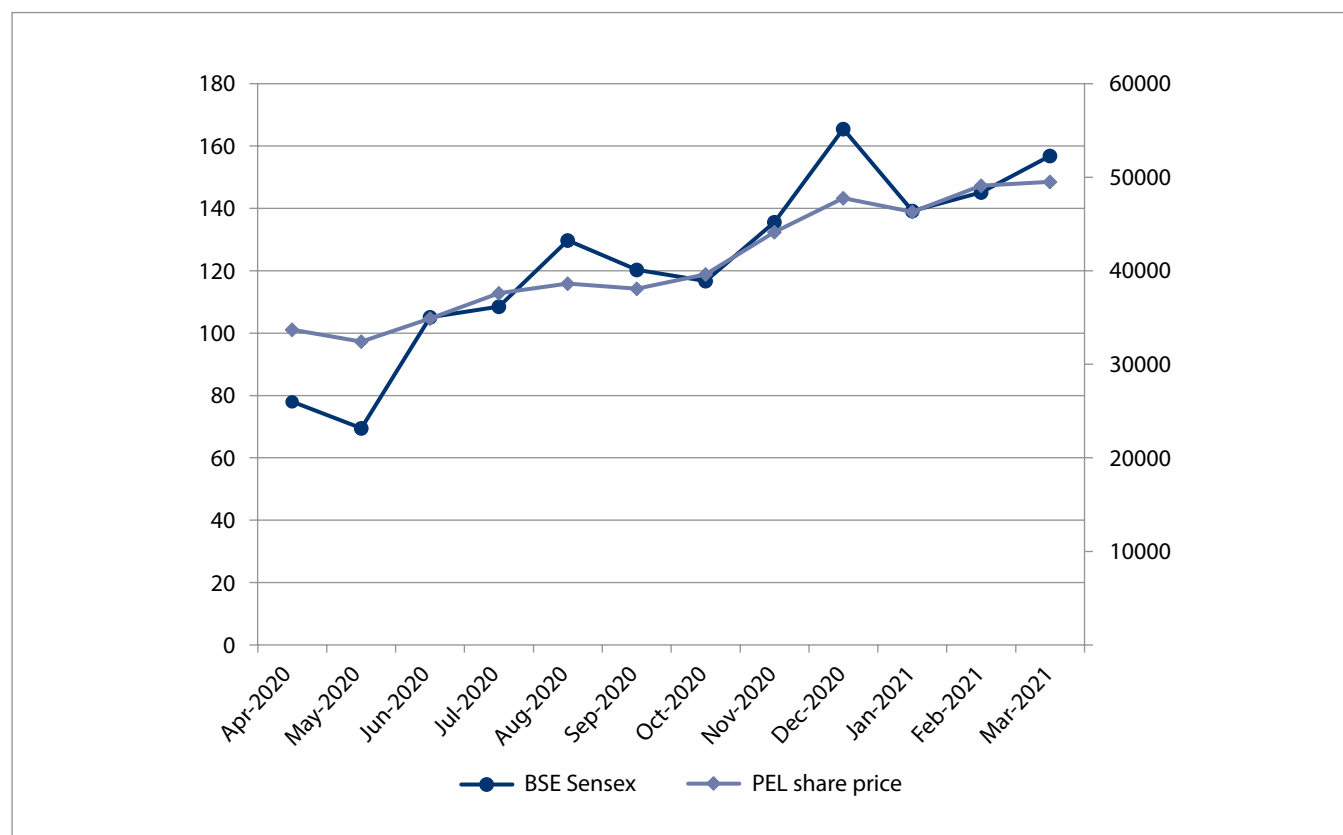
Name and Address of the Stock Exchange	Stock Code
BSE Limited Phiroze Jeejeebhoy Towers, Dalal street, Mumbai-400001	526247
National Stock Exchange of India Limited Exchange Plaza, Floor 5, Plot No. C/1, Bandra Kurla Complex, Bandra (East), Mumbai-400051	PREMEXPLN EQ

The listing fees for the year 2020-21 have been paid to the above stock exchanges.

**e. Market price Data - High / Low during each month during the year 2020-21 Monthly high and low quotations on the BSE Limited (BSE) and National Stock Exchange of India Ltd (NSE)**

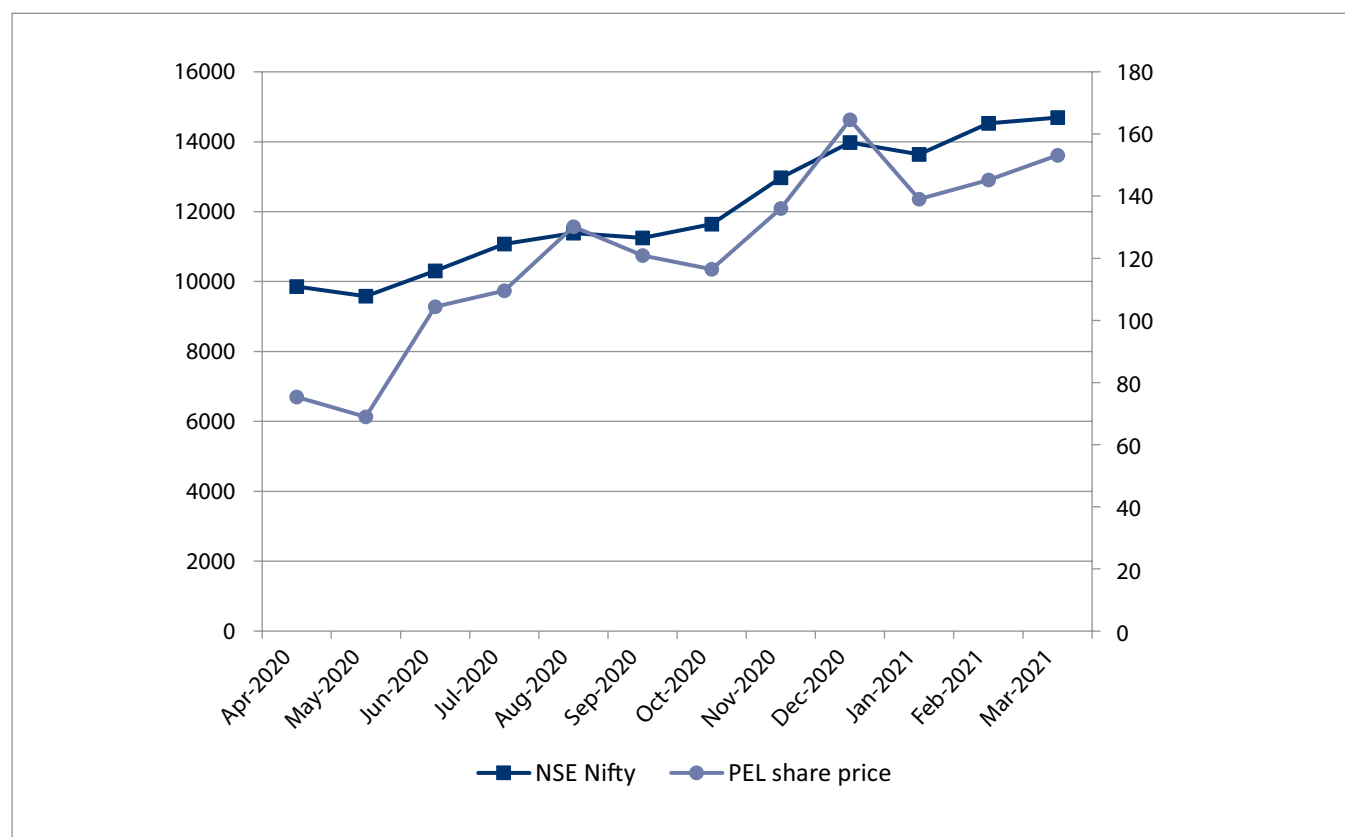
Month/Year	BSE		NSE	
	High	Low	High	Low
April 20	97.00	60.85	95.90	59.40
May 20	80.65	66.50	79.30	66.15
June 20	121.50	69.05	121.05	68.95
July 20	141.95	94.95	146.25	94.40
August 20	149.40	112.85	149.70	108.50
September 20	134.70	107.00	135.85	107.60
October 20	124.80	113.00	125.15	111.70
November 20	146.90	112.65	147.00	112.20
December 20	177.00	130.05	175.75	132.50
January 21	169.90	137.60	167.90	138.10
February 21	173.00	117.00	173.00	116.55
March 21	169.00	141.05	169.05	136.30

**f. Share price movement of the Company in comparison to the BSE Sensex is as follows"**





Share price movement of the Company in comparison to the NSE Nifty is as follows”



**g. There was no suspension of trading in Securities of the Company during the year under review.**

**h. Registrar to an issue and Share Transfer Agents** (for shares held in both physical and demat mode)

M/s. KFin Technologies Private Limited (formerly known as Karvy Fintech Private Limited) is the Company's Registrar and Transfer Agents. KFinTech is a SEBI registered Category I – Registrar to an Issue and Share Transfer Agents. For any queries relating to the equity shares of the Company, the shareholders/investors may contact them at the following address:

KFin Technologies Private Limited.  
Selenium, Tower B, Plot No.31 & 32, ,  
Financial District, Nanakramguda, Serilingampally Mandal,  
Hyderabad-500032, Telangana.  
Ph:040-6716 1606/1776  
Toll free No.:1-800-309-4001 Email: einward.ris@kfintech.com  
website: <https://www.kfintech.com>

**i. Share transfer system**

The physical share transfers and transmissions were processed and the share certificates are returned to the shareholders within a maximum period of 15 days from the date of receipt, subject to the documents being valid and complete in all respects. The company obtains from a Company Secretary in practice, half-yearly certificate of compliance with the share transfer formalities as required under Regulation 40(9) of the SEBI (Listing Obligations and Disclosure Requirements) Regulations, 2015, and files a copy of the said certificate with the Stock Exchanges.

**j. Distribution of shareholding as on 31.03.2021**

S. No	Category	Cases	% of Cases	Amount of Equity share capital	% of Equity share capital
1	1 – 5,000	9,249	98.54	20,98,714	19.52
2	5,001 – 10,000	59	0.63	4,39,020	4.08
3	10,001 – 20,000	32	0.34	4,69,660	4.37
4	20,001 – 30,000	9	0.10	2,09,657	1.95
5	30,001 – 40,000	10	0.11	3,53,621	3.29
6	40,001 – 50,000	4	0.04	1,81,906	1.69
7	50,001 – and above	23	0.25	69,99,661	65.10
<b>Total</b>		<b>9,386</b>	<b>100.00</b>	<b>10,75,22,390</b>	<b>100.00</b>

Distribution of shareholding as on March 31, 2021

Category	No of shares	% of shareholding
Promoters	44,44,347	41.33
Mutual Funds	3,72,030	3.46
Foreign Portfolio Investors	69,796	0.65
Resident Individuals	44,86,697	41.73
Non Resident Indians	4,83,945	4.50
Clearing Members	44,775	0.42
Financial Institutions	108	0.00
Bodies Corporate	5,44,756	5.07
IEPF	81,539	0.76
HUF	2,24,246	2.08
<b>Total</b>	<b>1,07,52,239</b>	<b>100.00</b>

**k. Dematerialisation of shares and liquidity**

The Company's shares are tradable in the electronic form only. The International Securities Identification Number (ISIN) allotted to your shares under the Depository system is INE863B01011. As on 31st March, 2021, 98.78% of the shareholding has been dematerialized and the rest in physical form.

Shares held in demat and physical mode as on March 31, 2021 are as follows:

Mode of holding	No. of shares	% to Equity
Physical	1,30,670	1.22
Demat	1,06,21,569	98.78
<b>Total</b>	<b>1,07,52,239</b>	<b>100.00</b>

SEBI, effective from April 01, 2019, barred physical transfer of shares of listed companies and mandated transfers only through demat. However, investors are not barred from holding shares in physical form.

We request shareholders whose shares are in the physical mode to dematerialize their shares and update their bank accounts and email IDs with the respective depository participants to enable us to provide better service.

**l. Outstanding GDRs/ADRs/Warrants or any convertible Instruments, conversion date and likely impact on equity**

The company has not issued any GDRs/ADRs/ Warrants or any convertible instrument, which is likely to have impact on the Company's equity

**m. Commodity price risk or Foreign exchange risk and hedging activities**

The Company is not carrying on any commodity business and has also not undertaken any hedging activities. Hence the same are not applicable to the Company.

**n. Plant locations**

Plant	Location
Detonators, Detonating fuse, Packaged explosives, Research centre for defence products, Solid propellants, explosives accessories	Peddakandukuru Village, Yadagirigutta Mandal, Yadadri Bhuvanagiri District, Telangana
Solid Propellants, RDX/HMX, Ammunition, warheads, mines, bombs	Katepally
Bulk explosives	1. C-16, MIDC, Gugus Road, Chandrapur, Maharashtra
	2. Manuguru, Kothagudem District, Telangana
	3. Plot No.42, Industrial Area, Udyog Deep, Waidhan, Sidhi District, Madhya Pradesh
	4. Godavarikhani, Peddapalli District, Telangana
	5. 116, Melpathi, Mandarakuppam, Neyveli Block, 29 Cuddalore, Tamilnadu

**o. Address for correspondence**

PREMIER EXPLOSIVES LIMITED,  
 'Premier House', 11, Ishaq Colony,  
 Near AOC Centre, Secunderabad-500015, Telangana Ph: 040-66146801-3,  
 Fax: 040-27843431, E-mail: investors@pelgel.com Website: www.pelgel.com

**p. Credit ratings**

ICRA Limited has revised the credit rating outlook for Line of Credit (LOC) of the Company, long-term credit rating '[ICRA] [BBB+]' (Stable) from '[ICRA] [A-]' (Negative)' and short term credit rating to '[ICRA] [A2]' from [ICRA] [A2+]. These ratings are valid till December 30, 2021.

**13. Other disclosures****a. Related party transactions**

Transactions with related parties are disclosed in the Notes to Accounts in the Financial Statements.

All related party transactions are entered into by the Company only after obtaining the prior approval of the Audit Committee and the Board of Directors and are entered into on arm's length basis. During the year, there are no materially significant related party transactions that may have potential conflict with the interests of Company at large.

Related party transactions entered during the year 2020-21 have been at Arm's length basis and reported in Form AoC-2 attached as Annexure -7 to the Board's Report

**b. Capital market compliances**

During the last three years, there were no instances of non-compliance, penalties, strictures imposed by stock exchange or by SEBI or by any statutory authority on any matter related to capital markets.

**c. Details of establishment of Vigil mechanism (Whistle blower policy)**

The Board of Directors of the Company had adopted Whistle blower policy and the Company has established an innovative and empowering mechanism for employees. Employees can report to the management their concerns about unethical behaviour, actual or suspected fraud or violation of the company's code of conduct or ethics policy.

No personnel have been denied access to the audit committee. A copy of the whistleblower policy is available on the website: <http://www.pelgel.com/pwb.html>

The designated person had not received any complaint during the financial year ended 31st March, 2021

**d. Compliance with mandatory requirements and adoption of the non mandatory requirements**

The company has complied with all mandatory requirements of Corporate Governance as per the Securities and Exchange Board of India (Listing Obligations and Disclosure Requirements) Regulations, 2015. The non mandatory requirements will be adopted on a need basis.

**e.** The Company has formulated a policy on material subsidiaries and the details of such policy are available on the Company's website at: <http://www.pelgel.com/prp.html>

**f.** The Company has formulated a policy for determining the material related party transactions and the details of such policy are available on the Company's website at: <http://www.pelgel.com/prp.html>

**g. Accounting principles**

In preparation of financial statements, the company has followed the accounting principles generally accepted in India, including Indian Accounting Standards specified u/s 133 of the Companies Act, 2013 read with Rule 7 of the Companies (Accounts) Rules, 2014. The accounting policies which are consistently applied have been set out in the notes to the financial statements.

**h. The Company has not raised any funds through preferential allotment or qualified institutions placement during the financial year ended March 31, 2021.****i. Certificate from PCS under sub-para 10(i) of Part C of Schedule V of the Listing Regulations**

A Certificate from a Practicing Company Secretary stating that none of the Directors on the Board of the Company has been debarred or disqualified from being appointed or continuing as Directors of Company by SEBI or Ministry of Corporate Affairs or any such statutory authority is enclosed to this report.

**j. Confirmation by the Board of Directors' acceptance of recommendation of mandatory committees**

In terms of the amended SEBI Listing Regulations, the Board of Directors of the Company, confirm that during the year under review, it has accepted all recommendations received from its mandatory committees.

**k. Details of total fees paid to the Statutory Auditors of the Company**

For the year 2020-21, the company paid the following amounts to its Statutory Auditors, M/s. Majeti & Co., Chartered Accountants. They are not auditors for any of the group companies and they are also not part of any network of audit firms.

S. No.	Description of fees paid	Amount (₹ in lakhs)
1	Statutory audit fees paid	7.50
2	Fee paid for quarterly reviews	6.75
3	Fee paid for certifications	2.40
4	Fee paid for attestation services	3.00
5	Reimbursement of expenses	1.26
<b>Total fees paid</b>		<b>20.91</b>

**l. Disclosures in relation to the Sexual Harassment of Women at Workplace (Prevention, Prohibition and Redressal) Act, 2013**

The Company has complied with the applicable provisions of the aforesaid Act and the Rules framed thereunder, including constitution of the Internal Complaints Committee (ICC). The details of number of complaints filed and disposed of during the year and pending as on March 31, 2021 are given in the Directors' report.

**m. The Company has complied with the requirements of the Schedule V-Corporate Governance report sub-para (2) to (10) of the Securities and Exchange Board of India (Listing Obligations and Disclosure Requirements) Regulations, 2015.****n. The Company has complied with Corporate Governance requirements specified in regulation 17 to 27 and clauses (b) to (i) of sub regulation (2) of regulation 46 of the Securities and Exchange Board of India (Listing Obligations and Disclosure Requirements) Regulations, 2015 wherever applicable, as on 31st March, 2021, except for delay in obtaining special resolution for continuation of Dr.(Mrs.) Kailash Gupta as Non-Executive, Non-Independent Director, who has attained the age of 75 years as per the provisions of Regulation 17(1A) of SEBI Listing Regulations.****15. Subsidiary companies**

Regulation 16 of the Listing Regulations defines a "material subsidiary" to mean a subsidiary, whose income or net worth exceeds ten percent of the consolidated income or net worth respectively, of the listed entity and its subsidiaries in the immediately preceding accounting year,

The Company does not have any material unlisted subsidiary in India. The minutes of the Board Meetings of the subsidiary is periodically placed at the Board Meeting of the Company.

**16. Code of conduct**

The Board has laid down a Code of Conduct covering the ethical requirement to be complied with covering all the Board Members and Senior Management Personnel of the Company. All Board members and senior managerial personnel have affirmed compliance with the code of conduct. A declaration to this effect is signed by the Chairman & Managing Director is annexed to this report.

**17. CEO and CFO certification**

The Chairman & Managing Director and the CFO have given a Certificate to the Board as contemplated in Schedule – V of the Securities and Exchange Board of India (Listing Obligations and Disclosure Requirements) Regulations, 2015 and is separately annexed.

**18. Transfer of shares to Investor Education and Protection Fund (IEPF)**

As per the provisions of Section 124 of the Companies Act, 2013, shares of the shareholders, who have not claimed dividends for a continuous period of 7 years, shall be transferred to Investor Education and Protection Fund Authority Account.

Accordingly, the Company has transferred 8,252 equity shares into Investor Education and Protection Fund Authority Account during the financial year ended March 31, 2021.

- II. A compliance certificate from the Auditors regarding compliance with conditions of Corporate Governance is annexed with the Directors' report.

**III. Disclosure with respect to Demat suspense account/unclaimed suspense account.**

There are no shares in the Demat suspense account or unclaimed suspense account; hence the disclosure is not applicable.

This report has been approved by the Board of Directors in its meeting held on 03.09.2021.

**For and on behalf of the Board**

Secunderabad  
03.09.2021

**Dr. A.N.Gupta**  
Chairman & Managing Director  
DIN: 00053985

**Declaration**

As provided under Schedule-V of the Securities and Exchange Board of India (Listing Obligations and Disclosure Requirements) Regulations, 2015, all the members of Board of directors and the Senior Management Personnel have affirmed compliance with the Code of Conduct for the financial year ended March 31, 2021.

**For and on behalf of the Board**

Secunderabad  
03.09.2021

**Dr. A.N.Gupta**  
Chairman & Managing Director  
DIN: 00053985



## ANNEXURE-3

### Independent Auditors' Certificate on compliance with the conditions of Corporate Governance as per provisions of Chapter IV of Securities and Exchange Board of India (Listing Obligations and Disclosure Requirements) Regulations, 2015

To the Members of

PREMIER EXPLOSIVES LIMITED

1. This certificate is issued in accordance with the terms of our engagement letter dated November 14, 2020.
2. This report contains details of compliance of conditions of Corporate Governance by Premier Explosives Limited ('the Company'), for the year ended on March 31, 2021, as stipulated in Regulations 17 to 27, clauses (b) to (i) of Regulation 46(2) and paragraphs C, D and E of Schedule V to the Securities and Exchange Board of India (Listing Obligations and Disclosure Requirements) Regulations, 2015 (the "SEBI Listing Regulations"), pursuant to listing agreement with Stock exchanges.

#### Management's Responsibility

3. The compliance with the conditions of Corporate Governance is the responsibility of the Management of the Company. This responsibility includes the design, implementation and maintenance of internal control and procedures to ensure compliance with the conditions of the Corporate Governance stipulated in the SEBI Listing Regulations.

#### Auditor's Responsibility

4. Our responsibility was limited to examining the procedures and implementation thereof, adopted by the Company for ensuring compliance with the conditions of the Corporate Governance. It is neither an audit nor an expression of opinion on the financial statements of the Company.
5. Pursuant to the requirements of the SEBI Listing Regulations, it is our responsibility to provide a reasonable assurance whether the Company has complied with the conditions of Corporate Governance as stipulated in SEBI Listing Regulations for the year ended March 31, 2021.
6. We conducted our examination in accordance with the Guidance Note on Certificates for Special purposes, Guidance note on Certificate of Corporate Governance, both issued by the Institute of the Chartered Accountants of India (the "ICAI") and the Standards on Auditing specified under Section 143(10) of the Companies Act 2013, in so far as applicable for the purpose of this certificate. The Guidance Note on Reports or Certificates for Special Purposes requires that we comply with the ethical requirements of the Code of Ethics issued by the ICAI.
7. We have complied with the relevant applicable requirements of the Standard on Quality Control (SQC) 1, Quality Control for Firms that Perform Audits and Reviews of Historical Financial Information, and Other Assurance and Related Services Engagements.

#### Opinion

8. In our opinion, and to the best of our information and according to explanations given to us and the representation provided by the Management, we certify that the Company has complied with the conditions of Corporate Governance as stipulated in the above-mentioned SEBI Listing Regulations.
9. We state that such compliance is neither an assurance as to the future viability of the Company nor the efficiency or effectiveness with which the management has conducted the affairs of the Company.

#### Restriction on Use

10. The certificate is addressed and provided to the members of the Company solely for the purpose to enable the Company to comply with the requirement of the SEBI Listing Regulations, and it should not be used by any other person or for any other purpose. Accordingly, we do not accept or assume any liability or any duty of care for any other purpose or to any other person to whom this certificate is shown or into whose hands it may come without our prior consent in writing.

Hyderabad  
03.09.2021

**For MAJETI & CO.**  
Chartered Accountants  
Firm's Registration number: 0159758

**Kiran Majeti**  
**Partner**  
**Membership number: 220354**  
**UDIN No. 21220354AAAACB3802**

# ANNEXURE-4

## CEO and CFO Certification

To the Board of Directors of Premier Explosives Limited

We, Dr. A.N. Gupta, Chairman and Managing Director and Mr. Srihari Pakalapati, Chief Financial Officer, responsible for the finance function, hereby certify that

- A. We have reviewed the financial statements and cash flow statement for the year ended 31st March, 2021 and to the best of our knowledge and belief
  - 1. these statements do not contain any materially untrue statement or omit any material fact or contain statements that might be misleading;
  - 2. these statements together present a true and fair view of the company's affairs and are in compliance with existing Accounting Standards, applicable laws and regulations.
- B. There are, to the best of our knowledge and belief, no transactions entered into by the company during the year ended 31st March, 2021 are fraudulent, illegal or violative of the company's code of conduct.
- C. We accept responsibility for establishing and maintaining internal controls for financial reporting and we have evaluated the effectiveness of internal control systems of the company pertaining to financial reporting. Deficiencies in the design or operation of such internal controls, if any, of which we are aware, have been disclosed to the auditors and the Audit Committee and steps have been taken to rectify these deficiencies.
- D. We have indicated to the Auditors and Audit Committee
  - 1. significant changes in internal control over financial reporting during the year
  - 2. significant changes in accounting policies during the year and the same have been disclosed in the notes to the financial statements; and
  - 3. instances of significant fraud of which we have become aware and the involvement therein, if any, of the management or any employee having significant role in the company's internal control system over financial reporting.

Secunderabad  
03.09.2021

**Dr. A. N. Gupta**  
**Chairman & Managing Director**  
**DIN: 00053985**

**Srihari Pakalapati**  
**Chief Financial Officer**

## PRACTICING COMPANY SECRETARY CERTIFICATE OF NON-DISQUALIFICATION OF DIRECTORS

(Pursuant to Regulation 34(3) and Schedule V Para C clause (10)(i) of the SEBI  
(Listing Obligations and Disclosure Requirements) Regulations, 2015)

To  
The Members  
Premier Explosives Limited  
Hyderabad

### **Sub: Certificate under Schedule V(C)(10)(i) of SEBI (Listing Obligations and Disclosure Requirements), 2015**

I, .K.V.Chalama Reddy, Practicing Company Secretary have examined the Company and Registrar of Companies records, books and papers of Premier Explosives Limited (CIN:L24110TG1980PLC002633) having its Registered Office at 'Premier House, #11 Ishaq Colony, Near AOC Centre, Secunderabad-500015, Telangana State, India (the Company) as required to be maintained under the Companies Act, 2013, SEBI Regulations, other applicable rules and regulations made thereunder for the Financial Year ended on March 31, 2021.

In my opinion and to the best of my information and according to the examinations carried out by me and explanations and representation furnished to me by the Company, its officers and agents, we certify that none of the following Directors of the Company have been debarred or disqualified from being appointed or continuing as Directors of Companies by the SEBI/ Ministry of Corporate Affairs or any such statutory authority as on March 31, 2021:

List of Directors of the Company as on 31<sup>st</sup> March, 2021:

Sl.No.	DIN	Name of the director	Designation
1	00053985	Dr. Amar Nath Gupta	Chairman & Managing Director
2	00054220	Mr. Tripuraneni Venkaiah Chowdary	Whole-time director (Deputy Managing Director)
3	08072805	Mr. Durga Prasad Rao Yachamaneni	Whole time Director (Director (Operations))
4	00054045	Dr. (Mrs.) Kailash Gupta	Non Executive and Non Independent Director
5	02678860	Mr. Rama Rao Kathirisetti	Independent Director
6	00040517	Mr. Anil kumar Mehta	Independent Director
7	00376429	Mr. Prabhakar Ram Tripathi	Independent Director
8	02669952	Dr. Venkataraman Abbaraju	Independent Director
9	07352541	Lt.Gen. Peruvemba Ramachandran Kumar	Independent Director

Place: Hyderabad  
Date:03.09.2021

K.V.Chalama Reddy  
Practising Company Secretary  
UDIN: F009268C000887079

# ANNEXURE-5

## SECRETARIAL AUDIT REPORT FOR THE FINANCIAL YEAR ENDED 31-03-2021 FORM NO.MR- 3

(Pursuant to Section 204 (1) of the Companies Act, 2013 and the Rule 9 of the Companies  
(Appointment and Remuneration of Managerial Personnel) Rules, 2014)

To  
The Members,  
**M/s. Premier Explosives Limited**

I have conducted Secretarial Audit pursuant to Section 204 of the Companies Act 2013, on the compliance of applicable Statutory Provisions and the adherence to good corporate practices by **Premier Explosives Limited** (hereinafter called as **"the Company"**). Secretarial Audit was conducted in a manner that provided us a reasonable basis for evaluating the corporate conducts/statutory compliances and expressing our opinion thereon.

1. Based on our verification of the books, papers, minutes books, forms and returns filed and other records maintained by the Company and also the information provided and explanations furnished and representations made to us by the Company, its officers, agents and authorized representatives and according to the examinations carried out by us, during the conduct of Secretarial Audit, I hereby report that in our opinion, the Company has, during the audit period covering the financial year ended on 31<sup>st</sup> March, 2021 complied with the statutory provisions listed hereunder and also that the Company has proper Board-processes and compliance mechanism in place to the extent, in the manner and subject to the reporting made hereinafter.
2. I have examined the books, papers, minute books, forms and returns filed and other records maintained by the Company for the financial year ended on 31<sup>st</sup> March, 2021 ("Audit Period") according to the provisions of:
  - i. The Companies Act, 2013 (the Act) and the rules made thereunder;
  - ii. The Securities Contracts (Regulation) Act, 1956 ('SCRA') and the rules made thereunder;
  - iii. The Depositories Act, 1996 and the Regulations and Bye-laws framed thereunder;
  - iv. Foreign Exchange Management Act, 1999 and the rules and regulations made thereunder to the extent of Foreign Direct Investment, Overseas Direct Investment and External Commercial Borrowings; **Not applicable during the audit period**
  - v. The following Regulations and Guidelines prescribed under the Securities and Exchange Board of India Act, 1992 ('SEBI Act'):-
    - a. The Securities and Exchange Board of India (Substantial Acquisition of Shares and Takeovers) Regulations, 2011;
    - b. The Securities and Exchange Board of India (Prohibition of Insider Trading) Regulations, 2015 and Amended Regulations 2018;
    - c. The Securities and Exchange Board of India (Issue of Capital and Disclosure Requirements) Regulations, 2018; **Not applicable during the audit period.**
    - d. The Securities and Exchange Board of India (Share Based Employee Benefits) Regulations, 2014; **Not applicable during the audit period**
    - e. The Securities and Exchange Board of India (Issue and Listing of Debt Securities) Regulations, 2008 and SEBI (Issue and Listing of Debt Securities) (Amendment) Regulations, 2019. **Not applicable during the audit period**
    - f. The Securities and Exchange Board of India (Registrars to an Issue and Share Transfer Agents) Regulations, 1993 regarding the Companies Act and dealing with client; **Not applicable during the audit period**
    - g. The Securities and Exchange Board of India (Delisting of Equity Shares) Regulations, 2009 and SEBI (Delisting of Equity Shares) (Amendment) Regulations, 2018; **Not applicable during the audit period**
    - h. The Securities and Exchange Board of India (Buyback of Securities) Regulations, 2018 ; **Not applicable during the audit period and**
    - i. The Securities and Exchange Board of India (Listing Obligations and Disclosure Requirements) Regulations, 2015.
  - vi. **The following other industry specific acts applicable to the Company**
    - a. The Explosives Act, 1884 and Rules and notifications made there under;
    - b. The Electricity Act, 2003 and rules and regulations made there under.

I have also examined compliance of Secretarial Standards issued by the institute of Company Secretaries of India in respect of board and general meetings of the Company.

*During the period under review, the Company has complied with the provisions of the applicable Acts, Rules, Regulations, Guidelines and standards etc., as mentioned above except as stated below:*

The Company has not obtained the approval of shareholders of the Company by way of special resolution for continuation of the directorship of Dr.(Mrs.) Kailash Gupta as a Non-Executive, Non-Independent director of the Company, who has attained the age of 75 years as on 30.01.2021 as required under Regulation 17(1A) of the Securities and Exchange Board of India (Listing Obligations and Disclosure Requirements) Regulations, 2015.

However, the management of the Company in this regard explained that the Company has obtained the approval of shareholders of the Company by way of special resolution for continuation of the directorship of Dr.(Mrs.) Kailash Gupta as a Non-Executive, Non-Independent director of the Company on 26.06.2021 and further explained that the delay in obtaining the members approval is due to mandatory lock down imposed by the Government to curb the spread of the corona virus.

3. I, further report that:

- a. The Board of Directors of the Company is duly constituted with proper balance of Executive Directors, Non-Executive Directors and Independent directors. There was no changes in the composition of the Board of Directors t took place during the year under review.
- b. Adequate Notice is given to all the Directors to schedule the Board Meetings. Agenda and detailed notes on agenda were being sent at least 7 days in advance, wherever possible. There is adequate system for seeking and obtaining further information and clarifications on the agenda items before the meeting and for meaningful participation at the meeting. Majority decision is carried through and there were no instances of dissenting members in the Board of Directors.

4. I, further report that there exist adequate systems and processes in the Company that are commensurate with the size and operations of the Company to monitor and ensure compliance with all applicable laws, rules, regulations and guidelines.

5. The compliance by the Company of applicable financial laws such as Direct and Indirect tax laws have not been reviewed thoroughly in this audit, since the same have been subject to review by Statutory Financial Auditor and other designated professionals.

6. I, further report that during the audit period, there were no specific events/actions in pursuance of the above referred laws, rules, regulations and guidelines having a major bearing on the company's affairs.

Place: Hyderabad

Date: 03.09.2021

**K . V . Chalama Reddy**  
Practising Company Secretary  
M. No: F 9268, C.P No: 5451  
UDIN: F009268C000887101

Note: This report is to be read with my letter of even date which is given as Annexure 'A' and forms an integral part of this report.



To,  
The Members  
**M/s. Premier Explosives Limited**  
Secunderabad

My report of even date is to be read along with this letter.

1. Maintenance of secretarial records is the responsibility of the management of the company. My responsibility is to express an opinion on these secretarial records based on our audit.
2. I have followed the audit practices and processes as were appropriate to obtain reasonable assurance about the correctness of the contents of the Secretarial records. The verification was done on test basis to ensure that correct facts are reflected in secretarial records. I believe that the processes and practices, I followed provide reasonable basis for our opinion.
3. I have not verified the correctness and appropriateness of financial records and Books of Accounts of the company.
4. Where ever required, I have obtained the Management representation about the compliance of laws, rules and regulations and happening of events etc.
5. The compliance of the provisions of Corporate and other applicable laws, rules, regulations, standards is the responsibility of management. Our examination was limited to the verification of procedures on test basis.
6. The Secretarial Audit report is neither an assurance as to the future viability of the company nor of the efficacy or effectiveness with which the management has conducted the affairs of the company.

Place: Hyderabad  
Date: 03.09.2021

**K . V . Chalama Reddy**  
Practising Company Secretary  
M. No: F 9268, C.P No: 5451  
UDIN: F009268C000887101

## ANNEXURE-6

### Information on Conservation of Energy, Technology absorption, Foreign exchange earnings and outgo required to be disclosed under Section 134 of the Companies Act, 2013 read with Companies (Accounts) Rules, 2014

#### Conservation of Energy, Technology Absorption, Foreign Exchange Earning and Outgo

<b>A</b>	<b>Conservation of energy (Form 'A')</b>	This is not applicable to the company	
<b>B</b>	<b>Technology absorption (Form 'B')</b>		
a)	Research & Development		
1.	Specific areas in which R & D carried out by the company	Development of specialised high energy chemicals	
2.	Benefits derived as a result of above R & D	Commercializing the in-house developed products	
3.	Future plan of action	To continuously improve existing products and develop cost effective processes	
4.	Expenditure on R & D (₹ in lakhs)	<b>2020-21</b>	<b>2019-20</b>
	Capital	<b>25.31</b>	142.97
	Recurring	<b>69.21</b>	91.23
	Total	<b>94.52</b>	<b>234.20</b>
	R & D expenditure as % of total revenue	<b>0.62%</b>	1.48%
b)	Technology absorption, adaptation and innovation		
1.	Efforts	New products were developed	
2.	Benefits	Successfully started commercial production of new products	
3.	Particulars of imported technology in the last five years	No technology imported	
		(₹ in lakhs)	
<b>C</b>	<b>Foreign exchange earnings and outgo</b>	<b>2020-21</b>	2019-20
	Earnings	<b>2,009.48</b>	809.19
	Outgo	<b>2,679.85</b>	2,882.18

For and on behalf of the Board

**Dr. A. N. Gupta**  
Chairman & Managing Director  
DIN: 00053985

Secunderabad  
03.09.2021

# ANNEXURE-7

## Particulars of contracts or arrangements with related parties [section 188 (1)] in Form AOC-2 [Chapter IX - Rule 8.4]

All related party transactions that were entered into during the financial year were on an arm's length basis and were in the ordinary course of business.

There were no materially significant related party transactions made by the company.

## Form no. AOC-2

(Pursuant to clause (h) of sub-section (3) of section 134 of the Companies Act, 2013 and Rule 8(2) of the Companies (Accounts) Rules, 2014)

Form for disclosure of particulars of contracts/arrangements entered into by the company with related parties referred to in sub-section (1) of section 188 of the Companies Act, 2013 including certain arms length transactions under third proviso thereto

1	<b>Details of contracts or arrangements or transactions not at arm's length basis:</b>	No such transactions
2	<b>Details of contracts or arrangements or transactions at arm's length basis:</b>	
a)	Name(s) of the related party and nature of relationship	Premier Wire Products Limited, a subsidiary company
b)	Nature of contracts / arrangements / transactions	Payment of rent
c)	Duration of the contracts / arrangements / transactions	April 2020 –March 2021
d)	Salient terms of the contracts or arrangements or transactions including the value, if any	Payment of rent: ₹ 1.19 lakhs
e)	Date(s) of approval by the Board, if any	Not applicable
f)	Amount paid as advances, if any	NIL

# ANNEXURE-8

## Annual Report on CSR Activities for Financial Year 2020-21

### 1. Brief outline of the Corporate Social Responsibility (CSR) Policy

The Company's CSR policy is in alignment with the guidelines provided by the Ministry of Corporate Affairs (MCA). The Board has formulated a CSR Policy with the main objective that "the Company shall undertake the CSR activities that help the surrounding communities possible in its means and meeting the regulatory requirements.

Details of the policy can be seen at the company's website: <http://www.pelgel.com/codconcsr.htm>

### 2. Composition of CSR Committee:

The CSR Committee of the Board is responsible for overseeing the execution of the Company's CSR Policy. The members of the CSR committee as on March 31, 2021 are as under:

S.No.	Name of the Director	Designation/Nature of Directorship	Number of meetings of CSR Committee held during the year	Number of meetings of CSR Committee attended during the year
1	Mr. P R. Tripathi	Chairman of CSR Committee (Independent Director)	1	1
2	Dr. (Mrs.) Kailash Gupta	Member (Non-Executive Director)	1	1
3	Mr. T.V. Chowdary	Member (Executive Director)	1	1

### 3. Provide the web-link where Composition of CSR committee, CSR Policy and CSR projects approved by the board are disclosed on the website of the company:

[www.pelgel.com](http://www.pelgel.com)

### 4. Provide the details of Impact assessment of CSR projects carried out in pursuance of sub-rule (3) of rule 8 of the Companies (Corporate Social Responsibility Policy) Rules, 2014, if applicable

Not Applicable for the financial year under review.

### 5. Details of the amount available for set off in pursuance of sub-rule (3) of rule 7 of the Companies (Corporate Social Responsibility Policy) Rules, 2014 and amount required for set off for the financial year, if any: Nil

6. Average net profit of the company for last three financial years as per section 135(5): ₹ 783.50 lakhs

7. a. Two percent of average net profit of the company as per section 135(5): ₹ 15.67 lakhs

b. Surplus arising out of the CSR projects or programmes or activities of the previous financial year: NIL

c. Amount required to be set off for the financial year, if any: NIL

d. Total CSR obligation for the financial year (7a+7b+7c): ₹ 15.67 lakhs

### 8. (a) CSR amount spent or unspent for the financial year: Nil

Amount Unspent (in ₹)		
Total Amount Spent for the Financial year (₹ In Lakhs)	Total Amount transferred to Unspent CSR Account as per section 135(6) Amount Date of transfer	Amount transferred to any fund specified under Schedule VII as per second proviso to section 135(5) Name of the Fund Amount Date of transfer
15.68	NIL	NIL

**(b) Details of CSR amount spent against ongoing projects for the financial year:**

1	2	3	4	5	6	7	8	9	10	11
SI No	Name of the Project	Item from the list of activities in Schedule VII of the Act	Local Area (Yes/No)	Location of the Project State / District	Project Duration	Amount allocated for the project (in ₹ Lakhs)	Amount spent in the current financial year	Amount transferred to Unspent CSR Account for the project as per Section 135(6) (in ₹)	Mode of implementation Direct (Yes/No)	Mode of Implementation Through Implementing Agency
1	Mobile medical unit attending to elderly people	Item No. (i)-Healthcare	Yes	Telangana/ Bhuvangiri Yadadri District	3 Years	15.00	15.24	NIL	No	Through Helpage India
2	Support to schools and merit scholarships	Education	Yes	Telangana/ Bhuvangiri Yadadri District	Year	0.67	0.44	NIL	No	Directly by the company
<b>TOTAL</b>						<b>15.67</b>	<b>15.68</b>			

**Name / CSR Registration No.**

**(c) Details of CSR amount spent against other than ongoing projects for the financial year:**

1	2	3	4	5	6	7	8
S.No.	Name of the Project	Item from the list of activities in Schedule VII to the Act	Local Area (Yes/No)	Location of the Project	Amount spent for the project (in ₹)	Mode of implementation Direct(Yes/No)	Mode of implementation- Through implementing Agency
				State/District			Name/CSR Registration No.
				NIL			

**(d) Amount spent in Administrative Overheads: NA**

**(e) Amount spent on Impact Assessment, if applicable: NA**

**(f) Total amount spent for the Financial Year (8b+8c+8d+8e): ₹ 15.68 Lakhs**

**(g) Excess amount for set off, if any:**

**(In ₹ Lakhs)**

S.No.	Particulars	Amount
1	Two Percent of average net profit of the company as per section 135(5)	15.67
2	Total amount spent for the Financial Year	15.68
3	Excess amount spent for the financial year [(ii)-(i)]	0.01
4	Surplus arising out of the CSR projects or programmes or activities of the previous financial year, if any	Nil
5	Amount available for set off in succeeding financial years [(iii)-(iv)]	0.01



**9(a) Details of Unspent CSR amount for the preceding three financial years:** Not Applicable

**9(b) Details of CSR amount spent in the financial year for ongoing projects of the preceding financial year(s):**

1	2	3	4	5	6	7	8	9
S. No.	Project ID	Name of the Project	Financial Year in which the project was commenced	Project duration	Total amount allocated for them project (in ₹)	Amount spent on the project in the reporting Financial Year (in ₹)	Cumulative amount spent at the end of reporting Financial Year (in ₹)	Status of the project- Completed/ Ongoing

NIL

**10. In case of creation or acquisition of capital asset, furnish the details relating to the asset so created or acquired through CSR spent in the financial year (asset-wise details):**

- (a) Date of creation or acquisition of the capital asset(s) – Not Applicable
- (b) Amount of CSR spent for creation or acquisition of capital asset – Not Applicable
- (c) Details of the entity or public authority or beneficiary under whose name such capital asset is registered, their address etc. – Not Applicable
- (d) Provide details of the capital asset(s) created or acquired (including complete address and location of the capital asset). – Not Applicable

**11. Specify the reason(s), if the company has failed to spent two per cent of the average net profit as per section 135(5):** Not Applicable.

Mr. P R Tripathi  
Chairman of CSR Committee  
DIN: 000376429

Dr. Kailash Gupta  
Director  
DIN: 00054045

Place: Secunderabad

Date: 03.09.2021

## ANNEXURE-9

**Summary of awareness programmes and complaints prepared in terms of Section 22 of the Sexual Harassment of Women at Workplace (Prevention, Prohibition and Redressal) Act, 2013 read with Rule 14 of the Sexual Harassment of Women at Workplace (Prevention, Prohibition and Redressal) Rules, 2013**

Particulars	Fourth calendar year (01.01.2020 to 31.12.2020)	From 01.01.2021 till date of the report
No. of complaints of sexual harassment received during the year	-	-
No. of complaints of disposed off during the year	-	-
No. of cases pending for more than 90 days	-	-
No. of workshops or awareness programmes carried out against sexual harassment	1	1
Nature of action taken by the employer or district officer	NA	NA

# ANNEXURE-10

## Particulars of remuneration and other disclosures

### I. Information as per Rule 5(1) of Chapter XIII of the Companies (Appointment and Remuneration of Managerial Personnel) Rules, 2014

#### A. Ratio of remuneration of the directors and key managerial personnel to the median remuneration of the employees of the company

Sl	Name	Designation	Amount of remuneration paid for the year (₹ Lakhs)		Increase / (decrease) (₹ Lakhs)	Increase / (decrease) %	Ratio to median remuneration of employees
			2020-21	2019-20			
1	A.N. Gupta	Chairman and Managing Director	250.96	285.13	(34.17)	(11.98%)	82.01
2	T.V. Chowdary	Deputy Managing Director	71.44	97.03	(25.59)	(26.37%)	23.35
3	Y. Durga Prasad Rao	Director - Operations	35.81	# 24.72	NA	NA	11.70
3	C. Subba Rao	Chief Financial Officer (KMP)	33.51	38.71	(5.20)	(13.43%)	10.95
4	K. Vijayasree*	Company Secretary (KMP)	0.80	11.32	NA	NA	0.26
5	K. Jhansi Laxmi*	Company Secretary (KMP)	5.40	-	NA	NA	1.76

# He was appointed as Director- Operations during the Financial Year 2019-20 on 10.08.2019. ₹ 24.72 Lakhs was for the period from 10.08.2019 has been considered hence not comparable.

\*Ms. K. Vijayasree resigned as Company Secretary with effect from 22/5/2020 and Mrs. K. Jhansi Laxmi appointed as Company Secretary with effect from 11/09/2020.

- Median remuneration of the employees was ₹ 3.06 lakhs during the 2020-21 and ₹ 3.17 lakhs during 2019-20.
- Median remuneration of employees during 2020-21 has remained static compared to the amount during 2019-20.
- Number of permanent employees on the rolls of the company as on 31.03.2021 was 975 (1,103 as on 31.03.2020).
- Remuneration has been paid as per remuneration policy.

### II. Information as per Rule 5(2) of the Companies (Appointment and Remuneration of Managerial Personnel) Rules, 2014

- Particulars of top ten employees in terms of remuneration and also who were in receipt of remuneration not less than ₹ 102 lakhs per annum or ₹ 8.50 lakhs per month during the year 2020-21

No.	Employee name	Designation	Remuneration (₹ in lakhs)	Nature of employment - contractual or otherwise	Qualification, Date of joining, Experience, Date of birth and Age	Last employment and designation	No. and % of equity shares held at year-end	Relationship to any other director
1	A.N. Gupta	Chairman and Managing Director	250.96	Contractual	M.Sc., D.Sc., 14-Feb-80 54 years 14-Apr-45 76 years	I.E.L. Limited, Area Sales Manager	26,05,086 24.23%	Dr. (Mrs.) Kailash Gupta is his wife
2	T.V.Chowdary	Deputy Managing Director	71.44	Contractual	B.Sc. (Tech) & (Petroleum) 25-May-89 39 years 16-Aug-57 64 years	STP Limited Production Manager	32,207 0.30%	None
3	Y.Durga Prasada Rao	President up to 9.8.19 & Director from 10.8.19	35.81	Contractual	B.E. Mechanical 01-Jul-89 36 years 20-May-63 58 years	Rohini Refractories Ltd Mechanical Engineer	-	None
4	C.Subba Rao	CFO	33.51	Contractual	FCA 26-Feb-10 33 years 10-Apr-61 60 years	GMR Foundation Head of Finance	3,000 0.03%	None

No.	Employee name	Designation	Remuneration (₹ in lakhs)	Nature of employment - contractual or otherwise	Qualification, Date of joining, Experience, Date of birth and Age	Last employment and designation	No. and % of equity shares held at year-end	Relationship to any other director
5	R P Sharma	Vice President	21.57	Permanent	M.Sc.(Org.Chem) 01-Jun-16 29 years 09-Oct-69 52 years	Solar Industries Ltd DGM	-	None
6	Y. Krishna Rao	Vice President	24.02	Permanent	M.Com. 03-Sep-86 40 years 17-Jun-50 71 years	A.P.Rayons Ltd Accounts Officer	100 0.00%	None
7	Shailendra Pathak	Vice President	22.21	Permanent	B.Tech, MBA, PGDPM(HR&IR) 01-Oct-16 34 years 24-Feb-67 54 years	TRC Wall Pak Ltd Plant Head	114 0.00%	None
8	Indraneel Deb	General Manager	20.43	Permanent	TRC Wall Pak Ltd Plant Head 2-Feb-16 29 years 06-Sep-69 52 years	Reliance Defence & Engineering Ltd DGM (Guns & Missiles)	-	None
9	Surya Chandra Prakash	General Manager	18.91	Permanent	AIME (Chemical Engineering) 24-Jan-2012 33 years 24-Jan-67 54 years	ISRO-SHAR Quality Engineer	-	None
10	Gangraj Tadinada	Vice President (Marketing)	24.30	Permanent	Bsc & MBA (Mktg) 19-Feb-2020 27 Years 16-Nov-1970 51 Years	DCW Limited General Manager (Marketing)	100 0.00%	None

- b. During the year under review, there was no employee in receipt of remuneration which, in the aggregate, or as the case may be, at a rate which, in the aggregate, is in excess of that drawn by the managing director or whole-time director and holds by himself or along with his / her spouse and dependent children, not less than two percent of the equity shares of the company.

# INDEPENDENT AUDITOR'S REPORT

## To The Members of PREMIER EXPLOSIVES LIMITED

### Report on the Audit of the Standalone Financial Statements

#### Opinion

We have audited the accompanying standalone financial statements of **PREMIER EXPLOSIVES LIMITED** ("the Company"), which comprise the Balance Sheet as at March 31, 2021, and the Statement of Profit and Loss (including Other Comprehensive Income), the Statement of Cash Flows and the Statement of Changes in Equity for the year then ended, and a summary of significant accounting policies and other explanatory information.

In our opinion and to the best of our information and according to the explanations given to us, the aforesaid standalone financial statements give the information required by the Companies Act, 2013 ("the Act") in the manner so required and give a true and fair view in conformity with the Indian Accounting Standards prescribed under section 133 of the Act read with the Companies (Indian Accounting Standards) Rules, 2015, as amended, ("Ind AS") and other accounting principles generally accepted in India, of the state of affairs of the Company as at March 31, 2021, and its loss, total comprehensive income, its cash flows and the changes in equity for the year ended on that date.

#### Basis for Opinion

We conducted our audit of the standalone financial statements in accordance with the Standards on Auditing ("SAs") specified under section 143(10) of the Act. Our responsibilities under those Standards are further described in the Auditor's Responsibility for the Audit of the Standalone Financial Statements section of our report. We are independent of the Company in accordance with the Code of Ethics issued by the Institute of Chartered Accountants of India (ICAI) together with the ethical requirements that are relevant to our audit of the standalone financial statements under the provisions of the Act and the Rules made there under, and we have fulfilled our other ethical responsibilities in accordance with these requirements and the ICAI's Code of Ethics. We believe that the audit evidence obtained by us is sufficient and appropriate to provide a basis for our audit opinion on the standalone financial statements.

#### Key Audit Matters

Key audit matters are those matters that, in our professional judgment, were of most significance in our audit of the standalone financial statements of the current period. These matters were addressed in the context of our audit of the standalone financial statements as a whole, and in forming our opinion thereon, and we do not provide a separate opinion on these matters. We have determined the matters described below to be the key audit matter to be communicated in our report.

Sr. No.	Key Audit Matter	Auditor's Response
1	<p><b>Fair value assessment of trade receivables</b></p> <p>Trade receivables comprise a significant portion of the liquid assets of the Company.</p> <p>As indicated in Note 32(A) to the standalone financial statements, 28.64% of the trade receivables are past due more than 90 days. The most significant portion of the trade receivables over 90 days comprises of Public Sector companies and Government organisations which are within their historic payment patterns. Company applies the simplified approach and recognises Expected credit loss (ECL) for trade receivable balances (refer Note No 32(A)). Trade receivables have been assessed on a collective basis as they possess shared credit risk characteristics, by grouping days past due of customers.</p> <p>Accordingly, the estimation of the Expected Credit Losses allowances on trade receivables outstanding as at year end is a significant judgement area, hence considered as a key audit matter.</p> <p>(Trade receivables outstanding as at March 31, 2021 – ₹ 4202.86 lakhs – which is near to 82.50% of total financial assets)</p>	<p><b>Principal audit procedures performed:</b></p> <p>We have Performed Audit confirmation procedures and due to non-response of the same, we performed alternative procedures as below to assess the validity outstanding receivables.</p> <ul style="list-style-type: none"> <li>We verified payments received subsequent to year-end against the outstanding amounts as on March 31, 2021.</li> <li>Verified client source documentation to provide evidence for the existence assertion of the receivables.</li> <li>Performed Analytical procedures for revenue recognised to find out unusual patterns in sales to identify potentially impaired balances.</li> <li>Enquiries with respective Marketing managers and with those charged with governance about long outstanding customer balances.</li> </ul> <p>The assessment of the appropriateness of the ECL allowance for trade receivables comprised of audit procedures including:</p> <ol style="list-style-type: none"> <li>We assessed management's ECL impairment model consistent with the requirements of IND AS 109;</li> <li>We tested the mathematical accuracy of Management's ECL impairment model;</li> <li>We agreed the data utilised in Management's ECL impairment model at March 31, 2021 to receivables aging report, calculations and other audited information;</li> <li>We challenged assumptions and judgements made by Management through discussion, comparison to data and our knowledge of the operations as gained through our audit in determining future expected loss rates</li> </ol>



### **Information Other than the Financial Statements and Auditor's Report Thereon**

- The Company's Board of Directors is responsible for the other information. The other information comprises the information included in the Directors report including annexures to directors report, Corporate governance and Management discussion and analysis (MD & A), but does not include the standalone financial statements and our auditor's report thereon. These reports containing other information is expected to be made available to us after the date of this auditor's report.
- Our opinion on the standalone financial statements does not cover the other information and we do not express any form of assurance conclusion thereon.
- In connection with our audit of the standalone financial statements, our responsibility is to read the other information and, in doing so, consider whether the other information is materially inconsistent with the standalone financial statements or our knowledge obtained during the course of our audit or otherwise appears to be materially misstated.
- When we read the Directors report including annexures to directors report, Corporate governance and Management discussion and analysis (MD & A), if we conclude that there is a material misstatement therein, we are required to communicate the matter to those charged with governance as required under SA 720 'The Auditor's responsibilities Relating to Other Information'.

### **Responsibilities of Management and Those charged with Governance for the Standalone Financial Statements**

The Company's Board of Directors is responsible for the matters stated in section 134(5) of the Act with respect to the preparation and presentation of these standalone financial statements that give a true and fair view of the financial position, financial performance including other comprehensive income, cash flows and changes in equity of the Company in accordance with the Ind AS and other accounting principles generally accepted in India. This responsibility also includes maintenance of adequate accounting records in accordance with the provisions of the Act for safeguarding the assets of the Company and for preventing and detecting frauds and other irregularities; selection and application of appropriate accounting policies; making judgments and estimates that are reasonable and prudent; and design, implementation and maintenance of adequate internal financial controls, that were operating effectively for ensuring the accuracy and completeness of the accounting records, relevant to the preparation and presentation of the standalone financial statement that give a true and fair view and are free from material misstatement, whether due to fraud or error.

In preparing the standalone financial statements, management is responsible for assessing the Company's ability to continue as a going concern, disclosing, as applicable, matters related to going concern and using the going concern basis of accounting unless management either intends to liquidate the Company or to cease operations, or has no realistic alternative but to do so.

The Board of Directors are also responsible for overseeing the Company's financial reporting process.

### **Auditor's Responsibility for the Audit of the Standalone Financial Statements**

Our objectives are to obtain reasonable assurance about whether the standalone financial statements as a whole are free from material misstatement, whether due to fraud or error, and to issue an auditor's report that includes our opinion. Reasonable assurance is a high level of assurance, but is not a guarantee that an audit conducted in accordance with SAs will always detect a material misstatement when it exists. Misstatements can arise from fraud or error and are considered material if, individually or in the aggregate, they could reasonably be expected to influence the economic decisions of users taken on the basis of these standalone financial statements.

As part of an audit in accordance with SAs, we exercise professional judgment and maintain professional skepticism throughout the audit. We also:

- Identify and assess the risks of material misstatement of the standalone financial statements, whether due to fraud or error, design and perform audit procedures responsive to those risks, and obtain audit evidence that is sufficient and appropriate to provide a basis for our opinion. The risk of not detecting a material misstatement resulting from fraud is higher than for one resulting from error, as fraud may involve collusion, forgery, intentional omissions, misrepresentations, or the override of internal control.
- Obtain an understanding of internal financial control relevant to the audit in order to design audit procedures that are appropriate in the circumstances. Under section 143(3)(i) of the Act, we are also responsible for expressing our opinion on whether the Company has adequate internal financial controls system in place and the operating effectiveness of such controls.
- Evaluate the appropriateness of accounting policies used and the reasonableness of accounting estimates and related disclosures made by the management.
- Conclude on the appropriateness of management's use of the going concern basis of accounting and, based on the audit evidence obtained, whether a material uncertainty exists related to events or conditions that may cast significant doubt on the Company's ability to continue as a going concern. If we conclude that a material uncertainty exists, we are required to draw attention in our auditor's report to the related disclosures in the standalone financial statements or, if such disclosures are inadequate, to modify our opinion. Our conclusions are based on the audit evidence obtained up to the date of our auditor's report. However, future events or conditions may cause the Company to cease to continue as a going concern.
- Evaluate the overall presentation, structure and content of the standalone financial statements, including the disclosures, and whether the standalone financial statements represent the underlying transactions and events in a manner that achieves fair presentation.

Materiality is the magnitude of misstatements in the standalone financial statements that, individually or in aggregate, makes it probable that the economic decisions of a reasonably knowledgeable user of the standalone financial statements may be influenced. We consider quantitative materiality and qualitative factors in (i) planning the scope of our audit work and in evaluating the results of our work;

and (ii) to evaluate the effect of any identified misstatements in the standalone financial statements.

We communicate with those charged with governance regarding, among other matters, the planned scope and timing of the audit and significant audit findings, including any significant deficiencies in internal control that we identify during our audit.

We also provide those charged with governance with a statement that we have complied with relevant ethical requirements regarding independence, and to communicate with them all relationships and other matters that may reasonably be thought to bear on our independence, and where applicable, related safeguards.

From the matters communicated with those charged with governance, we determine those matters that were of most significance in the audit of the standalone financial statements of the current period and are therefore the key audit matters. We describe these matters in our auditor's report unless law or regulation precludes public disclosure about the matter or when, in extremely rare circumstances, we determine that a matter should not be communicated in our report because the adverse consequences of doing so would reasonably be expected to outweigh the public interest benefits of such communication.

### Report on Other Legal and Regulatory Requirements

1. As required by Section 143(3) of the Act, based on our audit we report that:
  - a) We have sought and obtained all the information and explanations which to the best of our knowledge and belief were necessary for the purposes of our audit.
  - b) In our opinion, proper books of account as required by law have been kept by the Company so far as it appears from our examination of those books.
  - c) The Balance Sheet, the Statement of Profit and Loss including Other Comprehensive Income, the Statement of Cash Flows and Statement of Changes in Equity dealt with by this Report are in agreement with the books of account.
  - d) In our opinion, the aforesaid standalone financial statements comply with the Ind AS specified under Section 133 of the Act.
  - e) On the basis of the written representations received from the directors as on March 31, 2021 taken on record by the Board of Directors, none of the directors is disqualified as on March 31, 2021 from being appointed as a director in terms of Section 164(2) of the Act.
- f) With respect to the adequacy of the internal financial controls over financial reporting of the Company and the operating effectiveness of such controls, refer to our separate Report in "Annexure A". Our report expresses an unmodified opinion on the adequacy and operating effectiveness of the Company's internal financial controls over financial reporting.
- g) With respect to the other matters to be included in the Auditor's Report in accordance with the requirements of section 197(16) of the Act, as amended, In our opinion and to the best of our information and according to the explanations given to us, the remuneration paid by the Company to its directors during the year is in accordance with the provisions of section 197 of the Act.
- h) With respect to the other matters to be included in the Auditor's Report in accordance with Rule 11 of the Companies (Audit and Auditors) Rules, 2014, as amended in our opinion and to the best of our information and according to the explanations given to us:
  - i. The Company has disclosed the impact of pending litigations on its financial position in its standalone financial statements -(refer note no 34 to the standalone financial statements);
  - ii. The Company has made provision, as required under the applicable law or accounting standards ,for material foreseeable losses, if any, on long-term contracts, the company didn't have derivative contracts;
  - iii. There has been no delay in transferring amounts, required to be transferred, to the Investor Education and Protection Fund by the Company.
2. As required by the Companies (Auditor's Report) Order, 2016 ("the Order") issued by the Central Government in terms of Section 143(11) of the Act, we give in "Annexure B" a statement on the matters specified in paragraphs 3 and 4 of the Order.

For **MAJETI & CO**  
Chartered Accountants  
Firm's Registration No: 0159755

**Kiran Kumar Majeti**  
Partner  
Membership No: 220354  
UDIN No: 21220354AAAABL3309

Place: Hyderabad  
Date: June 28, 2021

# ANNEXURE “A” TO THE INDEPENDENT AUDITOR’S REPORT

(Referred to in paragraph 1(f) under ‘Report on Other Legal and Regulatory Requirements’ section of our report of even date)

## **Report on the Internal Financial Controls Over Financial Reporting under Clause (i) of Sub-section 3 of Section 143 of the Companies Act, 2013 (“the Act”)**

We have audited the internal financial controls over financial reporting of **PREMIER EXPLOSIVES LIMITED** (“the Company”) as of March 31, 2021 in conjunction with our audit of the standalone Ind AS financial statements of the Company for the year ended on that date.

### **Management’s Responsibility for Internal Financial Controls**

The Board of directors of the company is responsible for establishing and maintaining internal financial controls based on the internal control over financial reporting criteria established by the Company considering the essential components of internal control stated in the Guidance Note on Audit of Internal Financial Controls Over Financial Reporting issued by the Institute of Chartered Accountants of India (“the ICAI”). These responsibilities include the design, implementation and maintenance of adequate internal financial controls that were operating effectively for ensuring the orderly and efficient conduct of its business, including adherence to company’s policies, the safeguarding of its assets, the prevention and detection of frauds and errors, the accuracy and completeness of the accounting records, and the timely preparation of reliable financial information, as required under the Companies Act, 2013.

### **Auditor’s Responsibility**

Our responsibility is to express an opinion on the Company’s internal financial controls over financial reporting of the Company based on our audit. We conducted our audit in accordance with the Guidance Note on Audit of Internal Financial Controls Over Financial Reporting (the “Guidance Note”) issued by the Institute of Chartered Accountants of India and the Standards on Auditing prescribed under Section 143(10) of the Companies Act, 2013, to the extent applicable to an audit of internal financial controls. Those Standards and the Guidance Note require that we comply with ethical requirements and plan and perform the audit to obtain reasonable assurance about whether adequate internal financial controls over financial reporting was established and maintained and if such controls operated effectively in all material respects.

Our audit involves performing procedures to obtain audit evidence about the adequacy of the internal financial controls system over financial reporting and their operating effectiveness. Our audit of internal financial controls over financial reporting included obtaining an understanding of internal financial controls over financial reporting, assessing the risk that a material weakness exists, and testing and evaluating the design and operating effectiveness of internal control based on the assessed risk. The procedures selected depend on the auditor’s judgement, including the assessment of the risks of material misstatement of the financial statements, whether due to fraud or error.

We believe that the audit evidence we have obtained is sufficient and appropriate to provide a basis for our audit opinion on the Company’s internal financial controls system over financial reporting.

### **Meaning of Internal Financial Controls Over Financial Reporting**

A company’s internal financial control over financial reporting is a process designed to provide reasonable assurance regarding the reliability of financial reporting and the preparation of financial statements for external purposes in accordance with generally accepted accounting principles. A company’s internal financial control over financial reporting includes those policies and procedures that (1) pertain to the maintenance of records that, in reasonable detail, accurately and fairly reflect the transactions and dispositions of the assets of the company; (2) provide reasonable assurance that transactions are recorded as necessary to permit preparation of financial statements in accordance with generally accepted accounting principles, and that receipts and expenditures of the company are being made only in accordance with authorisations of management and directors of the company; and (3) provide reasonable assurance regarding prevention or timely detection of unauthorised acquisition, use, or disposition of the company’s assets that could have a material effect on the financial statements.

### **Inherent Limitations of Internal Financial Controls Over Financial Reporting**

Because of the inherent limitations of internal financial controls over financial reporting, including the possibility of collusion or improper management override of controls, material misstatements due to error or fraud may occur and not be detected. Also, projections of any evaluation of the internal financial controls over financial reporting to future periods are subject to the risk that the internal financial control over financial reporting may become inadequate because of changes in conditions, or that the degree of compliance with the policies or procedures may deteriorate.

### **Opinion**

In our opinion, to the best of our information and according to the explanations given to us the Company has, in all material respects, an adequate internal financial controls system over financial reporting and such internal financial controls over financial reporting were operating effectively as at March 31, 2021, based on “the criteria for internal financial control over financial reporting established by the Company considering the essential components of internal control stated in the Guidance Note on Audit of Internal Financial Controls Over Financial Reporting issued by the Institute of Chartered Accountants of India”.

For **MAJETI & CO**  
Chartered Accountants  
Firm’s Registration No: 0159755

**Kiran Kumar Majeti**  
Partner  
Membership No: 220354  
UDIN No: 21220354AAAABL3309

Place: Hyderabad  
Date: June 28, 2021

## ANNEXURE B TO THE INDEPENDENT AUDITOR'S REPORT

### (Referred to in paragraph 2 under 'Report on Other Legal and Regulatory Requirements' section of our report of even date)

- i. (a) The Company is maintaining proper records showing full particulars, including quantitative details and situation of fixed assets.
- (b) The fixed assets are physically verified by the Management according to a phased programme designed to cover all the items on rotation basis which, in our opinion, is reasonable having regard to the size of the Company and the nature of its assets. Pursuant to the programme, a portion of the fixed assets has been physically verified by the Management during the year and no material discrepancies have been noticed on such verification.
- (c) The title deeds of immovable properties, as disclosed in Note 3 on property, plant and equipment to the financial statements, are held in the name of the Company.
- ii. The physical verification of inventory has been conducted at reasonable intervals by the Management during the year. The discrepancies noticed on physical verification of inventory as compared to book records were not material.
- iii. a) The Company has granted unsecured loans to one company covered in the register maintained under Section 189 of the Act. There are no firms, LLPs and other parties covered in the register maintained under Section 189 of the Act.
- b) In respect of the aforesaid loans, the terms and conditions under which such loans were granted are not prejudicial to the Company's interest.
- c) In respect of the aforesaid loans, no schedule for repayment of principal and payment of interest has been stipulated by the Company. Therefore, in absence of stipulation of repayment terms we do not make any comment on the regularity of repayment of principal and payment of interest.
- iv. In our opinion, and according to the information and explanations given to us, the Company has complied with the provisions of Section 185 and 186 of the Companies Act, 2013 in respect of the loans given and investments made and no guarantees and security provided by it.
- v. The Company has not accepted any deposits from the public within the meaning of Sections 73, 74, 75 and 76 of the Act and the Rules framed there under to the extent notified.
- vi. Pursuant to the rules made by the Central Government of India, the Company is required to maintain cost records as specified under Section 148(1) of the Act in respect of its products.

We have broadly reviewed the same, and are of the opinion that, prima facie, the prescribed accounts and records have been made and maintained. We have not, however, made a detailed examination of the records with a view to determine whether they are accurate or complete.

- vii. (a) According to the information and explanations given to us and the records of the Company examined by us, in our opinion, the Company is generally regular in depositing undisputed statutory dues, including Goods and Services Tax, Customs Duty, cess and other material statutory dues, as applicable, except there has been a slight delay in a few cases of employees' state insurance, Income tax, Professional Tax and provident fund with the appropriate authorities.
- (b) According to the information and explanations given to us and the records of the Company examined by us, there are no dues of Provident fund, Employees State Insurance, Income Tax, Goods and Services Tax, Customs duty, cess and other material statutory dues, as applicable, which have not been deposited on account of any dispute. The particulars of dues of sales tax, value added tax as at March 31, 2021 which have not been deposited on account of a dispute, are as follows:

Name of the statute	Nature of dues	Amount (Rs. in lakhs)	Period to which the amount relates	Forum where the dispute is pending
Central Sales Tax, 1956	Sales Tax	151.31	2007-08	Honourable High Court of Andhra Pradesh and Telangana
Tamil Nadu Value Added tax, 2006	Value Added Tax	424.52	2009-10 to 2015-16	Honourable High Court of Judicature at Madras

- viii. According to the records of the Company examined by us and the information and explanations given to us, The Company has not defaulted in repayment of loans or borrowings to any financial institution or bank or Government or dues to debenture holders as at the balance sheet date.
- ix. The Company has not raised any moneys by way of initial public offer, further public offer (including debt instruments). In our opinion, and according to the information and explanations given to us, the moneys raised by way of term loans have been applied for the purposes for which they were obtained.
- x. During the course of our examination of the books and records of the Company, carried out in accordance with the generally accepted auditing practices in India, and according to the information and explanations given to us, we have neither come across any instance of material fraud by the Company or on the Company by its officers or employees, noticed or reported during the year, nor have we been informed of any such case by the Management.
- xi. The Company has paid/ provided for managerial remuneration in accordance with the requisite approvals mandated by the provisions of Section 197 read with Schedule V to the Act.

- xii. As the Company is not a Nidhi Company and the Nidhi Rules, 2014 are not applicable to it, the provisions of Clause 3(xii) of the Order are not applicable to the Company.
- xiii. The Company has entered into transactions with related parties in compliance with the provisions of Sections 177 and 188 of the Act. The details of such related party transactions have been disclosed in the financial statements as required under Indian Accounting Standard (IND AS) 24, Related Party Disclosures specified under Section 133 of the Act, read with Rule 7 of the Companies (Accounts) Rules, 2014.
- xiv. The Company has not made any preferential allotment of shares during the year under review, in compliance with the requirements of Section 42 of the Act. Accordingly, the provisions of Clause 3(xiv) of the Order are not applicable to the company.
- xv. The Company has not entered into any non-cash transactions with its directors or persons connected with him. Accordingly,

the provisions of Clause 3(xv) of the Order are not applicable to the Company.

- xvi. The Company is not required to be registered under Section 45-IA of the Reserve Bank of India Act, 1934. Accordingly, the provisions of Clause 3(xvi) of the Order are not applicable to the Company.

For **MAJETI & CO**  
Chartered Accountants  
Firm's Registration No: 015975S

**Kiran Kumar Majeti**  
Partner  
Membership No: 220354  
UDIN No: 21220354AAAABL3309

Place: Hyderabad  
Date: June 28, 2021



# BALANCE SHEET

as at March 31, 2021

(All amounts in INR lakhs, unless otherwise stated)

Particulars	Note	As at March 31, 2021	As at March 31, 2020
<b>ASSETS</b>			
<b>I Non-current assets</b>			
(a) Property, plant and equipment	3(a)	17,263.15	10,614.76
(b) Capital work-in-progress	3(a)	175.65	6,169.62
(c) Right-of-use asset	3(b)	76.93	77.74
(d) Investment property	4	8.02	8.02
(e) Intangible assets	5	653.37	450.45
(f) Financial assets			
(i) Investments	6	531.00	531.00
(ii) Loans	7	2.38	2.15
(g) Income tax assets (net)	8	230.92	158.50
(h) Other non-current assets	9	498.63	851.96
<b>Total non-current assets</b>		<b>19,440.05</b>	<b>18,864.20</b>
<b>II Current assets</b>			
(a) Inventories	10	3,672.07	4,201.63
(b) Financial assets			
(i) Trade receivables	11	4,202.86	4,699.10
(ii) Cash and cash equivalents	12	90.19	190.40
(iii) Bank balances other than (ii) above	13	532.07	1,345.31
(iv) Unbilled receivable		269.59	153.58
(c) Other current assets	9	1,205.43	1,173.63
<b>Total current assets</b>		<b>9,972.21</b>	<b>11,763.65</b>
<b>TOTAL ASSETS</b>		<b>29,412.26</b>	<b>30,627.85</b>
<b>EQUITY AND LIABILITIES</b>			
<b>III Equity</b>			
(a) Equity share capital	14	1,075.22	1,075.22
(b) Other equity		17,425.69	18,571.56
<b>Total equity</b>		<b>18,500.91</b>	<b>19,646.78</b>
<b>LIABILITIES</b>			
<b>IV Non-current liabilities</b>			
(a) Financial liabilities			
(i) Borrowings	15	1,022.40	391.77
(ii) Other financial liabilities	16	8.65	13.55
(b) Provisions	17	510.29	391.14
(c) Deferred tax liabilities (net)	18	514.09	924.34
<b>Total non-current liabilities</b>		<b>2,055.43</b>	<b>1,720.80</b>
<b>V Current liabilities</b>			
(a) Financial liabilities			
(i) Borrowings	15	4,767.69	5,384.52
(ii) Trade payables:			
- dues to micro and small enterprises (Refer note: 36)		17.20	1.70
- dues to others		1,670.90	1,882.61
(iii) Other financial liabilities	16	1,739.72	1,317.76
(b) Other current liabilities	19	437.97	497.78
(c) Provisions	17	209.54	140.50
(d) Current tax liabilities (net)	20	12.90	35.40
<b>Total current liabilities</b>		<b>8,855.92</b>	<b>9,260.27</b>
<b>Total liabilities</b>		<b>10,911.35</b>	<b>10,981.07</b>
<b>TOTAL EQUITY AND LIABILITIES</b>		<b>29,412.26</b>	<b>30,627.85</b>

The accompanying notes are an integral part of the financial statements

As per our report of even date

For MAJETI & CO.

Chartered Accountants  
Firm's registration number: 0159755

Kiran Kumar Majeti

Partner  
Membership number: 220354  
Secunderabad  
June 28, 2021

P. Srihari  
Chief Financial Officer

K. Jhansi Laxmi  
Company Secretary

For and on behalf of the Board

Dr. A.N. Gupta  
Chairman and Managing Director  
DIN: 00053985

T.V. Chowdary  
Deputy Managing Director  
DIN: 00054220

# STATEMENT OF PROFIT AND LOSS

## for the year ended March 31, 2021

(All amounts in INR lakhs, unless otherwise stated)

Particulars	Note	For the year ended March 31, 2021	For the year ended March 31, 2020
<b>I</b> Revenue from operations	21	15,194.05	15,650.80
<b>II</b> Other income	22	87.15	140.00
<b>III Total revenue (I+II)</b>		<b>15,281.20</b>	<b>15,790.80</b>
<b>IV Expenses</b>			
Cost of raw materials consumed	23	6,986.73	9,109.88
Purchases of stock in trade		322.89	267.37
Changes in inventories of finished goods, work-in-progress and scrap	24	51.25	(1,405.02)
Employee benefits expense	25	4,727.95	4,947.58
Finance costs	26	735.30	577.26
Depreciation and amortisation expense	27	597.00	496.98
Research and development expenses	28	69.21	91.23
Other expenses	29	2,371.92	3,156.46
<b>Total expenses (IV)</b>		<b>15,862.25</b>	<b>17,241.74</b>
<b>V (loss) before exceptional items and tax (III-IV)</b>		<b>(581.05)</b>	<b>(1,450.94)</b>
<b>VI Exceptional items</b>			
Voluntary Retirement expenses		908.01	-
<b>VII (loss) before tax (V-VI)</b>		<b>(1,489.06)</b>	<b>(1,450.94)</b>
<b>VIII Income tax expense</b>			
Current tax	30	(31.86)	-
Deferred tax	30	(382.73)	(492.70)
<b>Total tax expense</b>		<b>(414.59)</b>	<b>(492.70)</b>
<b>IX Profit /(Loss) for the year (VII-VIII)</b>		<b>(1,074.47)</b>	<b>(958.24)</b>
<b>X Other comprehensive income</b>			
<b>Items that will not be reclassified to profit or loss</b>			
Remeasurements of defined benefit plan		(98.92)	24.29
Income tax relating to above		27.52	(6.76)
<b>Other comprehensive income after tax for the year (X)</b>		<b>(71.40)</b>	<b>17.53</b>
<b>XI Total comprehensive income for the year (IX + X)</b>		<b>(1,145.87)</b>	<b>(940.71)</b>
<b>XII (Loss) per share (par value of ₹ 10 each)</b>	40		
Basic		(9.99)	(8.91)
Diluted		(9.99)	(8.91)

The accompanying notes are an integral part of the financial statements

As per our report of even date

For MAJETI & CO.

Chartered Accountants  
Firm's registration number: 0159755

Kiran Kumar Majeti

Partner  
Membership number: 220354  
Secunderabad  
June 28, 2021

P. Srihari  
Chief Financial Officer

K. Jhansi Laxmi  
Company Secretary

For and on behalf of the Board

Dr. A.N. Gupta  
Chairman and Managing Director  
DIN: 00053985

T.V. Chowdary  
Deputy Managing Director  
DIN: 00054220

# STATEMENT OF CASH FLOWS

## for the year ended March 31, 2021

(All amounts in INR lakhs, unless otherwise stated)

Particulars	For the year ended March 31, 2021	For the year ended March 31, 2020
<b>A Cash flow from operating activities</b>		
<b>(Loss) before income tax</b>	(1,489.06)	(1,450.94)
Adjustments for:		
Depreciation and amortisation expense	597.00	496.98
Unrealised foreign exchange (gain)(net)	(0.65)	(14.17)
Expected credit loss	60.00	40.00
Interest income	(39.33)	(120.84)
Finance costs	735.30	577.26
Bad debts written off	280.62	637.21
(Profit) on sale of Property, plant and equipment	(0.89)	(15.05)
<b>Operating profit before working capital changes</b>	<b>142.99</b>	<b>150.45</b>
Adjustments for		
Trade receivables and other assets	106.25	483.86
Inventories	529.56	(995.87)
Trade payables, other liabilities and provisions	316.97	(302.16)
<b>Cash generated from operating activities</b>	<b>1,095.77</b>	<b>(663.72)</b>
Income taxes paid	(40.56)	(200.18)
<b>Net cash generated from operating activities (A)</b>	<b>1,055.21</b>	<b>(863.90)</b>
<b>B Cash flows from investing activities</b>		
Payments for property, plant and equipment, intangible assets and capital work-in-progress	(1,294.02)	(2,943.80)
Proceeds from disposal of property, plant and equipment	2.59	15.99
Redemption in bank deposits (having original maturity of more than three months) (net)	759.60	1,272.83
Interest received	89.35	170.86
<b>Net cash inflow / (outflow) from investing activities (B)</b>	<b>(442.48)</b>	<b>(1,484.12)</b>
<b>C Cash flows from financing activities</b>		
(Repayment)/ Proceeds from non-current borrowings (net)	672.30	(260.32)
(Repayment)/ Proceeds from current borrowings (net)	(616.83)	3,544.44
Finance costs	(769.06)	(638.41)
Dividends paid to company's shareholders (including dividend distribution tax)	-	(349.98)
Proceeds from issue of share capital including securities premium		
- to promoters and others (Preferential allotment)	-	-
<b>Net cash inflow / (outflow) from financing activities (C)</b>	<b>(713.59)</b>	<b>2,295.73</b>
<b>D Net increase / (decrease) in cash and cash equivalents (A+B+C)</b>	<b>(100.86)</b>	<b>(52.30)</b>
Exchange difference on translation of foreign currency cash and cash equivalents	0.65	14.17
Cash and cash equivalents at the beginning of the year	190.40	228.53
<b>E Cash and cash equivalents at end of the year</b>	<b>90.19</b>	<b>190.40</b>
<b>F Reconciliation of cash and cash equivalents as per cash flow statement</b>		
Cash and cash equivalents as per above comprise of the following:		
Cash and cash equivalents (Refer note :12)	90.19	190.40
<b>Balance as per statement of cash flows</b>	<b>90.19</b>	<b>190.40</b>

The accompanying notes are an integral part of the financial statements

- 1 The Cash flow statement has been prepared under the indirect method as set out in Ind AS 7 "Statement of Cash Flows".
- 2 Previous year figures have been regrouped /reclassified to conform to current year classification.
- 3 Taxes paid are treated as arising from operating activities and are not bifurcated between investing and financing activities.

As per our report of even date

For MAJETI &amp; CO.

Chartered Accountants

Firm's registration number: 0159755

Kiran Kumar Majeti

Partner

Membership number: 220354

Secunderabad

June 28, 2021

P. Srihari  
Chief Financial Officer

K. Jhansi Laxmi  
Company Secretary

For and on behalf of the Board

Dr. A.N. Gupta  
Chairman and Managing Director  
DIN: 00053985

T.V. Chowdary  
Deputy Managing Director  
DIN: 00054220

# STATEMENT OF CHANGES IN EQUITY

## for the year ended March 31, 2021

(All amounts in INR lakhs, unless otherwise stated)

<b>A</b>	<b>Equity share capital</b>					
	<b>Issued, subscribed and paid up Equity shares of ₹ 10/- each</b>	<b>Note</b>	<b>No. of shares</b>	<b>Amount</b>		
	As at April 1, 2019		1,07,52,239	1,075.22		
	Change during the year		-	-		
	<b>As at March 31, 2020</b>		1,07,52,239	<b>1,075.22</b>		
	Change during the year		-	-		
	<b>As at March 31, 2021</b>	13	1,07,52,239	<b>1,075.22</b>		
<b>B</b>	<b>Other equity</b>					
		<b>Reserves &amp; surplus</b>			<b>Other comprehensive income</b>	<b>Total other equity</b>
		<b>Capital reserve</b>	<b>Securities premium</b>	<b>General reserve</b>	<b>Retained earnings</b>	
	<b>Balance as at April 1, 2019</b>	<b>20.53</b>	<b>7724.08</b>	<b>1700.00</b>	<b>10644.68</b>	<b>(227.04)</b>
	(Loss) for the year	-	-	-	(958.24)	-
	Remeasurements of defined benefit plan, net of income tax	-	-	-	-	17.53
		-	-	-	<b>(958.24)</b>	<b>17.53</b>
	<b>Transactions with owners in their capacity as owners</b>					
	Dividend (including tax on dividend)	-	-	-	(349.98)	-
		-	-	-	<b>(349.98)</b>	<b>-</b>
	<b>Balance as at March 31, 2020</b>	<b>20.53</b>	<b>7,724.08</b>	<b>1,700.00</b>	<b>9,336.46</b>	<b>(209.51)</b>
	<b>Balance as at April 1, 2020</b>	<b>20.53</b>	<b>7,724.08</b>	<b>1,700.00</b>	<b>9,336.46</b>	<b>(209.51)</b>
	(Loss) for the year	-	-	-	(1,074.47)	-
	Remeasurements of defined benefit plan, net of income tax	-	-	-	-	(71.40)
		-	-	-	<b>(1,074.47)</b>	<b>(71.40)</b>
	<b>Transactions with owners in their capacity as owners</b>					
	Dividend (including tax on dividend)	-	-	-	-	-
	<b>Balance as at March 31, 2021</b>	<b>20.53</b>	<b>7,724.08</b>	<b>1,700.00</b>	<b>8,261.99</b>	<b>(280.91)</b>

## STATEMENT OF CHANGES IN EQUITY

### for the year ended March 31, 2020 (Continued)

The accompanying notes are an integral part of the financial statements

#### Nature and purpose of reserves

##### (i) Capital reserve

Capital reserve represents share application money received from allottees and forfeiture due to non payment of remaining call money within due date as per terms of issue.

##### (ii) Securities premium reserve

Securities premium reserve is used to record the premium on issue of shares. The reserve is utilised in accordance with the provisions of the Companies Act, 2013.

##### (iii) General reserve

General reserve is used for strengthening the financial position and meeting future contingencies and losses.

##### (iv) Retained earnings

This reserve represents the cumulative profits of the company. It includes land revaluation amount of ₹ 5,570.59 lakhs on Ind AS transition date (i.e. April 01, 2016) which will not be available for declaration of dividend as per Companies (Declaration and payment of Dividend) Rules, 2014.

#### As per our report of even date

##### For MAJETI & CO.

Chartered Accountants  
Firm's registration number: 0159755

##### Kiran Kumar Majeti

Partner  
Membership number: 220354  
Secunderabad  
June 28, 2021

##### P. Srihari

Chief Financial Officer

##### K. Jhansi Laxmi

Company Secretary

#### For and on behalf of the Board

##### Dr. A.N. Gupta

Chairman and Managing Director  
DIN: 00053985

##### T.V. Chowdary

Deputy Managing Director  
DIN: 00054220

# NOTES TO FINANCIAL STATEMENTS

(All amounts in INR lakhs, unless otherwise stated)

## 1. Background

- 1.1 Premier Explosives Limited (PEL), (the 'company') is a public limited company incorporated in the year 1980 under the provisions of erstwhile Companies Act, 1956 having its registered office at Secunderabad in the state of Telangana, India. The equity shares of the company are listed with two stock exchanges in India viz., BSE Limited, Mumbai and the National Stock Exchange of India Limited, Mumbai.
- 1.2 The company is engaged in manufacture of high energy materials like bulk explosives, packaged explosives, detonators, detonating fuse, solid propellants, pyrogen igniters, pyro devices, etc., having applications in mining, infrastructure, defence, space, homeland security and such other areas. The company also operates and maintains solid propellant plants of defence and space establishments.
- 1.3 The Standalone financial statements are approved for issue by the Company's Board of Directors on June 28, 2021.

## 2. Significant accounting policies

This note provides a list of the significant accounting policies adopted in the preparation of these Standalone financial statements. These policies have been consistently applied to all the years presented, unless otherwise stated.

### 2.1 Basis of preparation of standalone financial statements

#### (i) Compliance with Ind AS

The Standalone financial statements comply in all material aspects with Indian Accounting Standards (Ind AS) notified under Section 133 of the Companies Act, 2013 (the Act) Companies (Indian Accounting Standards) Rules as amended from time to time and other relevant provisions of the Act.

#### (ii) Historical cost convention

The Standalone financial statements have been prepared as a going concern on accrual basis of accounting. The company has adopted historical cost basis for assets and liabilities except for certain items which have been measured on a different basis and such basis is disclosed in the relevant accounting policy.

#### (iii) Current and non-current classification

An asset is classified as current, if

- (i) It is expected to be realized or sold or consumed in the company's normal operating cycle;
- (ii) It is held primarily for the purpose of trading;
- (iii) It is expected to be realized within twelve months after the reporting period; or

- (iv) It is cash or a cash equivalent unless it is restricted from being exchanged or used to settle a liability for at least twelve months after the reporting period.

All other assets are classified as non-current.

A liability is classified as current, if

- (i) It is expected to be settled in normal operating cycle;
- (ii) It is held primarily for the purpose of trading;
- (iii) It is expected to be settled within twelve months after the reporting period;
- (iv) It has no unconditional right to defer the settlement of the liability for at least twelve months after the reporting period.

All other liabilities are classified as non-current.

All assets and liabilities have been classified as current or non-current as per company's operating cycle and other criteria set out in Schedule-III of the Companies Act, 2013. Based on the nature of business, the Company has ascertained its operating cycle as 12 months for the purpose of current or non-current classification of assets and liabilities.

### 2.2 Segment reporting

Operating segments are reported in a manner consistent with the internal reporting provided to the Chief Operating Decision Maker, who is responsible for allocating resources and assessing performance of the operating segments. The Chairman and Managing Director has been identified as being the Chief Operating Decision Maker. The company is engaged in the business of "High Energy Materials" and has only one reportable segment in accordance with Ind AS 108 "Operating Segment".

In accordance with paragraph 4 of Ind AS 108- "Operating Segments" the company has disclosed segment information only on the basis of consolidated standalone financial statements.

### 2.3 Functional and presentation currency

#### (i) Functional and presentation currency

Items included in the standalone financial statements of the company are measured using the currency of the primary economic environment in which the entity operates ('the functional currency'). The standalone financial statements are presented in Indian rupee (INR), which is company's functional and presentation currency.



**(ii) Transactions and balances**

Foreign currency transactions are translated into the functional currency using the exchange rates at the dates of the transactions. Foreign exchange gains and losses resulting from the settlement of such transactions and from the translation of monetary assets and liabilities denominated in foreign currencies at year end exchange rates are generally recognised in statement of profit and loss. Non-monetary items that are measured in terms of historical cost in a foreign currency, using the exchange rate at the date of the transaction. Non-monetary items that are measured at fair value in a foreign currency are translated using the exchange rates at the date when the fair value was determined. Translation differences on assets and liabilities carried at fair value are reported as part of the fair value gain or loss. For example, translation differences on non-monetary assets and liabilities such as equity instruments held at fair value through profit or loss are recognised in statement of profit and loss as part of the fair value gain or loss and translation differences on non-monetary assets such as equity investments classified as Fair value through other comprehensive income (FVOCI) are recognised in other comprehensive income.

**2.4 Critical estimates and judgements**

The preparation of standalone financial statements requires the use of accounting estimates which, by definition, will seldom equal the actual results. Management also needs to exercise judgement in applying the Company's accounting policies.

This note provides an overview of the areas that involved a higher degree of judgement or complexity, and of items which are more likely to be materially adjusted due to estimates and assumptions turning out to be different than those originally assessed. Detailed information about each of these estimates and judgements is included in relevant notes together with information about the basis of calculation for each affected line item in the standalone financial statements.

The areas involving critical estimates or judgements are

- Estimation of current tax expense and payable
- Estimation of defined benefit obligation [refer note: 25(a)(ii)]
- Estimation of expected credit loss on financial assets [refer note: 32(A)]
- Estimation of useful life of property, plant and equipment [refer note: 2.6]
- Estimation of useful life of intangible asset [refer note: 2.7]
- Estimation of uncertainties relating to the global health pandemic from COVID-19 (COVID-19) [refer note: 32(D)]

**2.5 Revenue recognition Sale of Products - Recognition & Measurement**

Revenue from the sale of products is recognised at the point in time when the products are delivered to the customer (as it considered as that customer has obtained the control / legal

title has been transferred) as per the terms of the contract. Revenue is measured based on the transaction price, which is the consideration, adjusted for volume discounts, service level credits, performance bonuses, price concessions and incentives, if any, as specified in the contract with the customer. Revenue also excludes taxes collected from customers.

The Company's customers pay for products received in accordance with payment terms that are customary in the industry and do not have significant financing components.

For revenues disaggregated by geography and timing of recognition [refer note 21]

Liquidated damages and penalties are accounted as per the contract terms wherever there is a delay / default attributable to the Company and when there is a reasonable certainty with which the same can be estimated.

**Sale of Services- Recognition & Measurement**

Revenue from operations and maintenance services are recognised on output basis measured by efforts expended, number of transactions processed, etc.

Some contracts include multiple deliverables, such as the sale of products required for maintenance services. It is therefore accounted for as a separate performance obligation. The revenue from sale of products is recognised at a point in time when the product is delivered, the legal title has been passed and the customer has accepted the product.

**Dividend income**

Dividend income on investments is accounted for when the right to receive the payment is established, which is generally when shareholders approve the dividend. Dividend income is included in Other income in the Statement of profit and loss.

**Interest income**

Interest income on all financial assets measured at amortised cost, interest income is recognised using the effective interest rate (EIR) method, is recognised in the statement of profit and loss as part of other income.

Interest income is calculated by applying the effective interest rate to the gross carrying amount of the financial asset except for financial assets that subsequently become credit impaired. For credit impaired financial assets, the effective interest rate is applied to the net carrying amount of the financial asset (after deduction of the expected credit loss).

The Company presents revenues net of indirect taxes in its statement of profit and loss

**2.6 Property, plant and equipment**

Freehold land is carried at deemed cost. On transition to Ind AS, the company has elected the option of fair value as deemed cost of land as at April 01, 2016. All other items of property, plant and equipment are stated at historical cost less depreciation. Historical cost includes expenditure that is directly attributable to the acquisition of the items. On transition to Ind AS, the company has elected to continue with the carrying value of all its property, plant and equipment recognised as at April 01, 2016

measured as per the previous GAAP and use that carrying value as the deemed cost of the Property, plant and equipment.

Subsequent costs are included in the asset's carrying amount or recognised as a separate asset, as appropriate in property, plant and equipment the cost of replacing part of such an item when the cost is incurred if the recognised criteria are met. The carrying amount of any component accounted for as separate asset is derecognised when replaced. All other repairs and maintenance are charged to profit or loss during the reporting period in which they are incurred.

An item of property, plant and equipment is derecognised upon disposal or when no future economic benefit is expected to arise from the continued use of the asset. Any gain or loss arising on de-recognition of the asset (calculated as the difference between the net disposal proceeds and the carrying amount of the item) is recognised in profit and loss in the period the item is derecognised.

Advances paid towards the acquisition of property, plant and equipment outstanding at each Balance sheet date is classified as capital advances under other non-current assets and the cost of assets not ready to use before such date are disclosed under 'Capital work-in-progress'

Capital work-in-progress includes cost of property, plant and equipment under installation / under development as at the balance sheet date.

#### **Depreciation methods, estimated useful lives and residual value**

Depreciation is computed on a straight line method to allocate their cost, net of their residual values, over their estimated useful lives in the manner prescribed in Schedule II of the Act.

The Company reviews the residual value, useful lives and depreciation method annually and, if expectations differ from previous estimates, the change is accounted for as a change in accounting estimate on a prospective basis. The residual values are not more than 5% of the original cost of the asset. Property, plant and equipment individually costing ₹ 5,000 or below are fully depreciated in the year of purchase. Depreciation on additions /deletions is calculated on a monthly pro-rata basis.

## **2.7 Intangible assets and amortisation**

### **(i) Computer software**

Costs associated with maintaining software are recognised as an expense as incurred. Development costs that are directly attributable to the design and testing of identifiable and unique software products controlled by the Company are recognised as intangible assets when the following criteria are met:

- it is technically feasible to complete the software so that it will be available for use
- the expenditure attributable to the software during its development can be reliably measured.

### **(ii) Transfer of Technology**

Separately acquired transfer of technology are shown at historical cost. They have a finite useful life and are subsequently carried at cost less accumulated amortisation and impairment losses.

### **(iii) Amortisation methods and periods**

The company amortises intangible assets using the straight-line method over the following periods:

- Computer software – 3 years based on their estimated useful lives.
- Transfer of Technology – is amortised over the license period.

All intangible assets are tested for impairment. The estimated useful life and amortisation method are reviewed at the end of each reporting period, with the effect of any changes in estimate being accounted for on a prospective basis. Amortisation expenses and impairment losses and reversal of impairment losses are taken to the Statement of profit and loss. Thus, after initial recognition, an intangible asset is carried at its cost less accumulated amortisation and/or impairment losses.

## **2.8 Equity instruments**

An equity instrument is any contract that evidences a residual interest in the assets of an entity after deducting all of its liabilities. Equity instruments issued by the Company are recognised at the amount of proceeds, net of direct costs of the capital issue.

## **2.9 Financial instruments**

### **Classification, initial recognition and measurement**

A financial instrument is any contract that gives rise to a financial asset of one entity and a financial liability or equity instrument of another entity. Financial instruments are recognised on the balance sheet when the Company becomes a party to the contractual provisions of the instrument.

### **(i) Financial assets**

#### **Classification**

The Company classifies its financial assets in the following measurement categories

- those to be measured subsequently at fair value (either through other comprehensive income, or through profit or loss), and
- those measured at amortised cost.

The classification depends on the entity's business model for managing the financial assets and the contractual terms of the cash flows.

For assets measured at fair value, gains and losses will either be recorded in profit or loss or other comprehensive income. For investments in debt instruments, this will depend on the business model in which the investment is held. For investments in equity instruments, this will depend on whether the Company has made an irrevocable election at the time of initial recognition to account for the equity investment at fair value through other comprehensive income.

The Company reclassifies debt investments when and only when its business model for managing those assets changes.

At initial recognition, the Company measures a financial asset at its fair value plus, in the case of a financial asset

not at fair value through profit or loss, transaction costs that are directly attributable to the acquisition of the financial asset. Transaction costs of financial assets carried at fair value through profit or loss are expensed in profit or loss.

#### **Subsequent measurement - Debt instruments**

Subsequent measurement of debt instruments depends on the Company's business model for managing the asset and the cash flow characteristics of the asset. There are three measurement categories into which the company classifies its debt instruments

##### **At amortised cost**

Financial assets having contractual terms that give rise on specified dates to cash flows that are solely payments of principal and interest on the principal outstanding and that are held within a business model whose objective is to hold such assets in order to collect such contractual cash flows are classified in this category. Subsequently, these are measured at amortised cost using the effective interest method less any impairment losses.

##### **At fair value through other comprehensive income (FVOCI)**

Assets that are held for collection of contractual cash flows and for selling the financial assets, where the asset's cash flows represent solely taken through OCI, except for the recognition of impairment gains or losses, interest income and foreign exchange gains and losses which are recognised in profit and loss. When the financial asset is derecognised, the cumulative gain or loss previously recognised in OCI is reclassified from equity to profit and loss and recognised in other gains/(losses). Interest income from these financial assets is included in other income using effective interest rate method. Foreign exchange gains/ (losses) and impairment expenses are presented as separate line item in statement of profit and loss.

##### **At fair value through profit or loss (FVTPL)**

Assets that do not meet the criteria for amortised cost or FVOCI measured at fair value through profit or loss. A gain or loss on a debt instrument that is subsequently measured at fair value through profit or loss is recognised in profit or loss and presented net within other gains/(losses) in the period in which it arises. Interest income from these financial assets is included in other income.

#### **Investment in subsidiaries and joint ventures**

Investment in subsidiaries and joint ventures are measured at cost less impairment as per Ind AS 27.

#### **Cash and cash equivalents**

Cash and cash equivalents in the balance sheet comprise cash at banks and on hand and short-term deposits with an original maturity of three months or less, which are subject to an insignificant risk of changes in value.

For the purpose of the statement of cash flows, cash and cash equivalents consist of cash and short-term deposits, as defined above, net of outstanding bank overdrafts as they are considered an integral part of the Company's cash management.

#### **Trade receivables**

Trade receivables are recognised initially at fair value and subsequently measured at amortised cost using the effective interest method, less provision for impairment.

#### **(ii) Financial liabilities**

##### **Classification, initial recognition and measurement**

Financial liabilities are classified, at initial recognition, as financial liabilities at fair value through profit or loss, loans and borrowings, or payables, as appropriate. All financial liabilities are recognised initially at fair value and, in the case of loans and borrowings and payables, net of directly attributable transaction costs. The Company's financial liabilities include trade and other payables, loans and borrowings including bank overdrafts.

##### **Subsequent measurement**

Financial liabilities are carried at amortised cost using the effective interest method. For trade and other payables maturing within one year from the balance sheet date, the carrying amounts approximate fair value due to the short maturity of these instruments.

##### **Trade and other payables**

These amounts represent liabilities for goods and services provided to the company prior to the end of financial year which are unpaid. The amounts are unsecured and are usually paid within 90 days of recognition. Trade and other payables are presented as current liabilities unless payment is not due within 12 months after the reporting period. They are recognised initially at their fair value and subsequently measured at amortised cost using the effective interest method.

##### **Loans and borrowings**

Borrowings are initially recognised at fair value, net of transaction costs incurred. Borrowings are subsequently measured at amortised cost. Any difference between the proceeds (net of transaction costs) and the redemption amount is recognised in profit or loss over the period of the borrowings using the effective interest method. Fees paid on the establishment of loan facilities are recognised as transaction costs of the loan to the extent that it is probable that some or all of the facility will be drawn down. In this case, the fee is deferred until the draw down occurs. To the extent there is no evidence that it is probable that some or all of the facility will be drawn down, the fee is capitalised as a prepayment for liquidity services and amortised over the period of the facility to which it relates.

### **Buyers credit**

The Company enters into arrangements whereby financial institutions make direct payments to suppliers for raw materials. The financial institutions are subsequently repaid by the Company at a later date providing working capital timing benefits. These are normally settled up to twelve months, where these arrangements are for raw materials with a maturity of up to twelve months.

### **Derecognition of financial instruments**

The Company derecognises a financial asset when the contractual rights to the cash flows from the asset expire, or when it transfers the financial asset and substantially all the risks and rewards of ownership of the asset to another party. On de-recognition of a financial asset the difference between the carrying amount and the consideration received is recognised in the statement of profit and loss.

The company derecognises financial liabilities when, and only when, the Company's obligations are discharged, cancelled or have expired. On de-recognition of a financial liability the difference between the carrying amount of the financial liability derecognised and the consideration paid and payable is recognised in the statement of profit and loss.

### **Offsetting financial instruments**

Financial assets and liabilities are offset and the net amount is reported in the balance sheet where there is a legally enforceable right to offset the recognised amounts and there is an intention to settle on a net basis or realise the asset and settle the liability simultaneously. The legally enforceable right must not be contingent on future events and must be enforceable in the normal course of business and in the event of default, insolvency or bankruptcy of the counterparty.

## **2.10 Impairment of assets**

### **Financial assets**

The Company assesses at each date of balance sheet whether a financial asset or a group of financial assets is impaired. In accordance with Ind AS 109, the Company uses 'Expected Credit Loss' (ECL) model for evaluating impairment of financial assets other than those measured at fair value through profit and loss (FVTPL). The impairment methodology applied depends on whether there has been a significant increase in credit risk.

Expected credit losses are measured through a loss allowance at an amount equal to

- The 12-months expected credit losses (expected credit losses that result from those default events on the financial instrument that are possible within 12 months after the reporting date); or
- Full lifetime expected credit losses (expected credit losses that result from all possible default events over the life of the financial instrument).

For trade receivables Company applies 'simplified approach' which requires expected lifetime losses to be recognised from initial recognition of the receivables. The Company uses historical default rates to determine impairment loss on the portfolio of trade receivables. At every reporting date these historical default rates are reviewed and changes in the forward looking estimates are analysed.

For other assets, the Company uses 12 month ECL to provide for impairment loss where there is no significant increase in credit risk. If there is significant increase in credit risk full lifetime ECL is used.

### **Non-financial assets**

#### **Property, plant & equipment and intangible assets**

Property, plant and equipment and intangible assets with finite life are evaluated for recoverability when there is any indication that their carrying amounts may not be recoverable. If any such indication exists, the recoverable amount (i.e. higher of the fair value less cost to sell and the value-in-use) is determined on an individual asset basis unless the asset does not generate cash flows that are largely independent of those from other assets. In such cases, the recoverable amount is determined for the cash generating unit (CGU) to which the asset belongs. If the recoverable amount of an asset or CGU is estimated to be less than its carrying amount, the carrying amount of the asset or CGU is reduced to its recoverable amount. An impairment loss is recognised in the profit or loss.

## **2.11 Borrowing costs**

General and specific borrowing costs that are directly attributable to the acquisition, construction or production of a qualifying asset are capitalised during the period of time that is required to complete and prepare the asset for its intended use or sale. Qualifying assets are assets that necessarily take a substantial period of time to get ready for their intended use or sale.

Borrowing costs include exchange differences arising from foreign currency borrowings to the extent they are regarded as an adjustment to the interest cost.

Interest income earned on the temporary investment of specific borrowings pending their expenditure on qualifying assets is deducted from the borrowing costs eligible for capitalisation.

All other borrowing costs are charged to the statement of profit and loss for the period for which they are incurred.

## **2.12 Inventories**

- (i) Raw materials and stores and spares are valued at lower of cost, calculated on First-in-First-Out ("FIFO") basis, and net realisable value. Items held for use in the production of inventories are not written down below cost if the finished products in which these will be incorporated are expected to be sold at or above cost.
- (ii) Finished goods and work-in-progress are valued at lower of cost and net realisable value. Cost includes materials, labour and a proportion of appropriate overheads based on normal operating capacity.

- (iii) Cost of inventories also includes all other costs incurred in bringing the inventories to their present location and condition. Costs are assigned to individual items of inventory on the basis of first-in-first-out basis.

Net realisable value is the estimated selling price in the ordinary course of business less the estimated costs of completion and the estimated costs necessary to make the sale.

- (iv) Scrap is valued at net realisable value. Obsolete, defective and unserviceable inventories are duly provided for.

## 2.13 Taxation

The income tax expense or credit for the period is the tax payable on the current period's taxable income based on the applicable income tax rate for each jurisdiction adjusted by changes in deferred tax assets and liabilities attributable to temporary differences and to unused tax losses.

The current income tax charge is calculated on the basis of the tax laws enacted or substantively enacted at the end of the reporting period. Management periodically evaluates positions taken in tax returns with respect to situations in which applicable tax regulations is subject to interpretation. It establishes provisions, where appropriate, on the basis of amounts expected to be paid to the tax authorities.

Deferred income tax is provided in full, using the liability method, on temporary differences arising between the tax bases of assets and liabilities and their carrying amounts in the standalone financial statements. Deferred income tax is determined using tax rates (and laws) that have been enacted or substantively enacted by the end of the reporting period and are expected to apply when the related deferred income tax asset is realized, or the deferred income tax liability is settled.

Deferred tax assets are recognised for all deductible temporary differences and unused tax losses only if it is probable that future taxable amounts will be available to utilize those temporary differences and losses.

Deferred tax liabilities are not recognised for temporary differences between the carrying amount and tax bases of investments in subsidiaries where the Company is able to control the timing of the reversal of the temporary differences and it is probable that the differences will not reverse in the foreseeable future.

Deferred tax assets are not recognised for temporary differences between the carrying amount and tax bases of investments in subsidiaries where it is not probable that the differences will reverse in the foreseeable future and taxable profit will not be available against which the temporary difference can be utilized.

Deferred tax assets and liabilities are offset when there is a legally enforceable right to offset current tax assets and liabilities and when the deferred tax balances relate to the same taxation authority. Current tax assets and tax liabilities are offset where the entity has a legally enforceable right to offset and intends either to settle on a net basis, or to realise the asset and settle the liability simultaneously.

Current and deferred tax are recognised in profit or loss, except to the extent that it relates to items recognised in other comprehensive income or directly in equity. In this case, the tax is also recognised in other comprehensive income or directly in equity, respectively.

Deferred tax assets include Minimum Alternative Tax (MAT) paid in accordance with the tax laws in India, which is likely to give future economic benefits in the form of availability of set off against future income tax liability. Accordingly, MAT is recognised as deferred tax asset in the Balance sheet when the asset can be measured reliably and it is probable that the future economic benefit associated with the asset will be realised.

## 2.14 Leases

### As a lessee

The Company accounts for each lease component within the contract as a lease separately from non-lease components of the contract and allocates the consideration in the contract to each lease component on the basis of the relative stand-alone price of the lease component and the aggregate stand-alone price of the non-lease components.

The Company recognises right-of-use asset representing its right to use the underlying asset for the lease term at the lease commencement date. The cost of the right-of-use asset measured at inception shall comprise of the amount of the initial measurement of the lease liability adjusted for any lease payments made at or before the commencement date less any lease incentives received, plus any initial direct costs incurred and an estimate of costs to be incurred by the lessee in dismantling and removing the underlying asset or restoring the underlying asset or site on which it is located. The right-of-use assets is subsequently measured at cost less any accumulated depreciation, accumulated impairment losses, if any and adjusted for any remeasurement of the lease liability. The right-of-use assets is depreciated using the straight-line method from the commencement date over the shorter of lease term or useful life of right-of-use asset. The estimated useful lives of right-of use assets are determined on the same basis as those of property, plant and equipment. Right-of-use assets are tested for impairment whenever there is any indication that their carrying amounts may not be recoverable. Impairment loss, if any, is recognised in the statement of profit and loss.

The Company measures the lease liability at the present value of the lease payments that are not paid at the commencement date of the lease. The lease payments are discounted using the interest rate implicit in the lease, if that rate can be readily determined. If that rate cannot be readily determined, the Company uses incremental borrowing rate. For leases with reasonably similar characteristics, the Company, on a lease by lease basis, may adopt either the incremental borrowing rate specific to the lease or the incremental borrowing rate for the portfolio as a whole. The lease payments shall include fixed payments, variable lease payments, residual value guarantees, exercise price of a purchase option where the Company is reasonably certain to exercise that option and payments of penalties for terminating the lease, if the lease term reflects the lessee exercising an option to terminate the lease. The lease



liability is subsequently remeasured by increasing the carrying amount to reflect interest on the lease liability, reducing the carrying amount to reflect the lease payments made and remeasuring the carrying amount to reflect any reassessment or lease modifications or to reflect revised in-substance fixed lease payments. The company recognises the amount of the re-measurement of lease liability due to modification as an adjustment to the right-of-use asset and statement of profit and loss depending upon the nature of modification. Where the carrying amount of the right-of-use asset is reduced to zero and there is a further reduction in the measurement of the lease liability, the Company recognises any remaining amount of the re-measurement in statement of profit and loss.

#### **As a lessor**

At the inception of the lease the Company classifies each of its leases as either an operating lease or a finance lease. The Company recognises lease payments received under operating leases as income on a straight-line basis over the lease term. In case of a finance lease, finance income is recognised over the lease term based on a pattern reflecting a constant periodic rate of return on the lessor's net investment in the lease. When the Company is an intermediate lessor it accounts for its interests in the head lease and the sub-lease separately. It assesses the lease classification of a sub-lease with reference to the right-of-use asset arising from the head lease, not with reference to the underlying asset. If a head lease is a short term lease to which the Company applies the exemption described above, then it classifies the sub-lease as an operating lease.

### **2.15 Provisions, contingent liabilities and contingent assets**

Provisions are recognised when the Company has a present obligation (legal or constructive) as a result of a past event, it is probable that an outflow of resources embodying economic benefits will be required to settle the obligation, and a reliable estimate can be made of the amount of the obligation. The expense relating to any provision is presented in the statement of profit and loss net of any reimbursement. If the effect of the time value of money is material, provisions are determined by discounting the expected future cash flows at a pre-tax rate that reflects current market assessments of the time value of money and, where appropriate, the risks specific to the liability. Where discounting is used, the increase in the provision due to the passage of time is recognised as other finance expense.

A contingent liability is a possible obligation that arises from past events whose existence will be confirmed by the occurrence or non-occurrence of one or more uncertain future events beyond the control of the Company or a present obligation that is not recognised because it is not probable that an outflow of resources will be required to settle the obligation. A contingent liability also arises in extremely rare cases where there is a liability that cannot be recognised because it cannot be measured reliably. The Company does not recognise a contingent liability but discloses its existence in the standalone financial statements.

A contingent asset is not recognised unless it becomes virtually certain that an inflow of economic benefits will arise. When an inflow of economic benefits is probable, contingent assets are disclosed in the standalone financial statements.

Provisions, Contingent liabilities and contingent assets are reviewed at each balance sheet date.

### **2.16 Employee benefits**

#### **(i) Short-term obligations**

Liabilities for wages and salaries, including non-monetary benefits that are expected to be settled wholly within 12 months after the end of the period in which the employees render the related service are recognised in respect of employees' services up to the end of the reporting period and are measured at the amounts expected to be paid when the liabilities are settled. The liabilities are presented as current employee benefit obligations in the balance sheet.

#### **(ii) Other long-term employee benefit obligations**

The liabilities for earned leave are not expected to be settled wholly within 12 months after the end of the period in which the employees render the related service. They are therefore measured as the present value of expected future payments to be made in respect of services provided by employees up to the end of the reporting period using the projected unit credit method. The benefits are discounted using the appropriate market yields at the end of the reporting period that have terms approximating to the terms of the related obligation. Remeasurements as a result of experience adjustments and changes in actuarial assumptions are recognised in profit or loss.

The obligations are presented as current liabilities in the balance sheet if the entity does not have an unconditional right to defer settlement for at least twelve months after the reporting period, regardless of when the actual settlement is expected to occur.

#### **(iii) Post-employment obligations**

The company operates the following post-employment schemes

- (a) Defined benefit plans such as gratuity
- (b) Defined contribution plans such as provident fund
- (c) State plans
- (d) Voluntary retirement scheme

#### **(a) Defined benefit plans - Gratuity obligations**

The liability or assets recognised in the balance sheet in respect of defined benefit gratuity plans is the present value of the defined benefit obligations at the end of the reporting period less the fair value of plan assets. The defined benefit obligation is calculated annually by actuaries using the projected unit credit method.

The present value of the defined benefit obligation denominated in INR is determined by discounting the estimated future cash outflows by reference to market yields at the end of the reporting period on government bonds that have terms approximating



to the terms of the related obligation. The benefits which are denominated in currency other than INR, the cash flows are discounted using market yields determined by reference to high-quality corporate bonds that are denominated in the currency in which the benefits will be paid, and that have terms approximating to the terms of the related obligation.

The net interest cost is calculated by applying the discount rate to the net balance of the defined benefit obligation and the fair value of plan assets. This cost is included in employee benefit expense in the statement of profit and loss.

Remeasurement gains and losses arising from experience adjustments and change in actuarial assumptions are recognised in the period in which they occur, directly in other comprehensive income. They are included in retained earnings in the statement of changes in equity and in the balance sheet.

Changes in the present value of the defined benefit obligation resulting from plan amendments or curtailments are recognised immediately in profit or loss as past service cost.

**(b) Defined contribution plans**

The Company pays provident fund contributions to publicly administered funds as per applicable regulations. The Company has no further payment obligations once the contributions have been paid. The contributions are accounted for as defined contribution plans and the contributions are recognised as employee benefit expense when they are due.

**(c) State plans**

Employer's contribution to Employees' State Insurance is charged to statement of profit and loss.

**(d) Voluntary retirement scheme**

Compensation payable under the voluntary retirement scheme is being charged to the Statement of Profit and Loss in the year of settlement.

## 2.17 Dividends

Provision is made for the amount of any dividend declared, being appropriately authorised and no longer at the discretion of the entity, on or before the end of the reporting period but not distributed at the end of the reporting period. Dividend is recognised as a liability in the period in which the interim dividends are approved by the Board of Directors, or in respect of the final dividend when approved by shareholders.

## 2.18 Research and development expenditure

Revenue expenditure pertaining to research is charged to the statement of profit and loss. Product development costs are

charged to the statement of profit and loss unless a product's technological and commercial feasibility has been established, in which case such expenditure is capitalised.

## 2.19 Earnings per share

Basic earnings per share are calculated by dividing the net profit or loss for the period attributable to equity shareholders by the weighted average number of equity shares outstanding during the year.

For the purpose of calculating diluted earnings per share, the net profit or loss for the period attributable to equity shareholders and the weighted average number of shares outstanding during the period are adjusted for the effects of all dilutive potential equity shares.

## 2.20 Investment property

Property that is held for long-term rental yields or for capital appreciation or both, and that is not used in the production of goods and services or for the administrative purposes, is classified as Investment property and is measured initially at cost, including transaction costs. Subsequent to initial recognition, investment properties are stated at cost less accumulated depreciation and accumulated impairment loss, if any.

## 2.21 Government grants

Government grants relating to income are deferred and recognised in the profit or loss over the period necessary to match them with the costs that they are intended to compensate and presented within other income.

Government grants relating to the purchase of property, plant and equipment are included in non-current liabilities as deferred income and are credited to profit or loss on a straight-line basis over the expected lives of the related assets and presented within other income.

Export entitlements from government authorities are recognised in the statement of profit and loss as a reduction from "Cost of materials consumed" when the right to receive credit as per the terms of the scheme is established in respect of the exports made by the group, and where there is no significant uncertainty regarding the ultimate realisation of the entitlement.

## 2.22 Rounding of amounts

All amounts disclosed in the standalone financial statements and notes have been rounded off to the nearest lakhs as per the requirement of Schedule III, unless otherwise stated.

## 2.23 Recent accounting pronouncements (Standards issued but not yet effective)

On March 24, 2021, the Ministry of Corporate Affairs ("MCA") through a notification, amended Schedule III of the Companies Act, 2013. The amendments revise Division I, II and III of Schedule III and are applicable from April 1, 2021.

Key amendments relating to Division II which relate to companies whose standalone financial statements are required to comply with Companies (Indian Accounting Standards) Rules 2015 are as follows:

**Balance Sheet:**

- Lease liabilities should be separately disclosed under the head 'financial liabilities', duly distinguished as current or non-current.
- Certain additional disclosures in the statement of changes in equity such as changes in equity share capital due to prior period errors and restated balances at the beginning of the current reporting period.
- Specified format for disclosure of shareholding of promoters.
- Specified format for ageing schedule of trade receivables, trade payables, capital work-in-progress and intangible asset under development.
- If a company has not used funds for the specific purpose for which it was borrowed from banks and financial institutions, then disclosure of details of where it has been used.

- Specific disclosure under 'additional regulatory requirement' such as compliance with approved schemes of arrangements, compliance with number of layers of companies, title deeds of immovable property not held in name of company, loans and advances to promoters, directors, key managerial personnel (KMP) and related parties, details of benami property held etc.

**Statement of profit and loss:**

- Additional disclosures relating to Corporate Social Responsibility (CSR), undisclosed income and crypto or virtual currency specified under the head 'additional information' in the notes forming part of the standalone financial statements.

The amendments are extensive and the Company will evaluate the same to give effect to them as required by law

## Notes to financial statements

(All amounts in INR lakhs, unless otherwise stated)

### Note 3 (a): Property, plant and equipment (Own Assets)

Particulars	Freehold land	Leasehold land	Freehold buildings	Plant and machinery	Furniture, fittings and equipment	Vehicles	Data processing equipment	Total property, plant and equipment	Capital work-in-progress
<b>Year ended March 31, 2020</b>									
<b>Gross carrying amount</b>									
Opening gross carrying amount	6,053.93	80.16	2,341.89	4,997.47	180.58	159.24	67.45	14,049.78	3,482.52
Reclassification on account of adoption of IND AS 116	-	(80.16)	-	-	-	-	-	(80.16)	-
Additions	6.75	-	-	62.78	142.97	5.32	75.64	296.79	2,732.75
Disposals	(0.92)	-	-	-	(0.09)	-	-	(1.01)	(45.65)
Closing gross carrying amount	6,059.76	-	2,341.89	5,060.25	312.03	234.88	70.78	14,265.40	6,169.62
<b>Accumulated depreciation</b>									
Opening accumulated depreciation	-	1.61	617.22	2,232.77	88.31	127.71	58.15	3,208.89	-
Reclassification on account of adoption of IND AS 116	-	(1.61)	-	-	-	-	-	(1.61)	-
Depreciation charge during the year	-	-	81.60	305.15	16.46	14.71	21.26	443.45	-
Disposals	-	-	-	-	(0.09)	-	-	(0.09)	-
Closing accumulated depreciation	-	-	698.82	2,537.92	104.77	142.33	104.38	3,650.64	-
<b>Net carrying amount as at March 31, 2020</b>	<b>6,059.76</b>	<b>-</b>	<b>1,643.07</b>	<b>2,522.33</b>	<b>207.26</b>	<b>43.48</b>	<b>8.36</b>	<b>10,614.76</b>	<b>6,169.62</b>
<b>Year ended March 31, 2021</b>									
<b>Gross carrying amount</b>									
Opening gross carrying amount	6,059.76	-	2,341.89	5,060.25	312.03	185.81	234.88	14,265.40	6,169.62
Additions	-	-	4,140.56	2,951.70	25.31	42.52	-	7,178.44	(5,993.97)
Disposals	-	-	-	-	-	(14.83)	-	(14.83)	-
Closing gross carrying amount	6,059.76	-	6,482.45	8,011.95	337.34	228.33	89.13	21,429.01	175.65
<b>Accumulated depreciation</b>									
Opening accumulated depreciation	-	-	698.82	2,537.92	104.77	142.33	104.38	3,650.64	-
Depreciation charge during the year	-	-	118.04	340.08	25.15	18.02	20.50	528.35	-
Disposals	-	-	-	-	-	(13.13)	-	(13.13)	-
Closing accumulated depreciation	-	-	816.86	2,878.00	129.92	160.35	111.75	4,165.86	-
<b>Net carrying amount as at March 31, 2021</b>	<b>6,059.76</b>	<b>-</b>	<b>5,665.59</b>	<b>5,133.95</b>	<b>207.42</b>	<b>67.98</b>	<b>20.15</b>	<b>17,263.15</b>	<b>175.65</b>

#### Notes:

- 1) During the Fourth Quarter the company capitalised the significant amount at Katapelly Unit and also commenced its operation .
- 2) Refer note 35 for disclosure of contractual commitments for the acquisition of property, plant and equipment
- 3) Refer note 41 for information on property, plant and equipment provided as security by the company

## Notes to Standalone financial statements

(All amounts in INR lakhs, unless otherwise stated)

### Note 3(b): Right -of -use asset

	As at March 31, 2021	As at March 31, 2020
Land (Gross Carrying value)	80.16	80.16
Opening accumulated depreciation	(2.42)	(1.61)
Depreciation	(0.81)	(0.81)
<b>Balance as at March 31, 2021</b>	<b>76.93</b>	<b>77.74</b>

The aggregate depreciation expense on ROU assets is included under depreciation and amortization expense in the Statement of Profit and Loss.

### Note 4: Investment property

	As at March 31, 2021	As at March 31, 2020
Land	8.02	8.02
<b>Net carrying amount</b>	<b>8.02</b>	<b>8.02</b>

Fair value of the investment property determined by a recognised independent valuer Mr. K. Anjaneyulu, based on valuation as at April 1, 2016 is ₹ 250.24 lakhs. During the year management determines there is no significant change in fair value of property valuations. (Pricing model approach Level 3).

### Note 5: Intangible assets (acquired)

	Computer software	Technology transfer rights	Total
<b>Year ended March 31, 2020</b>			
<b>Gross carrying amount</b>			
Opening gross carrying amount	34.49	432.00	466.49
Additions	19.19	77.14	96.33
Closing gross carrying amount	53.68	509.14	562.82
<b>Accumulated amortisation</b>			
Opening accumulated amortisation	30.71	28.94	59.65
Amortisation charge during the year	6.32	46.40	52.72
Closing accumulated amortisation	37.03	75.34	112.37
<b>Closing net carrying amount as at March 31, 2020</b>	<b>16.65</b>	<b>433.80</b>	<b>450.45</b>
<b>Year ended March 31, 2021</b>			
<b>Gross carrying amount</b>			
Opening gross carrying amount	53.68	509.14	562.82
Additions	1.30	269.46	270.76
Closing gross carrying amount	54.98	778.60	833.58
<b>Accumulated amortisation</b>			
Opening accumulated amortisation	37.03	75.34	112.37
Amortisation charge during the year	3.24	64.60	67.84
Closing accumulated amortisation	40.27	139.94	180.21
<b>Net carrying amount as at March 31, 2021</b>	<b>14.71</b>	<b>638.66</b>	<b>653.37</b>

Technology transfer rights (Transfer of Technology) provided by Defence Research and Development Organisation (DRDO), High Energy Materials Research Laboratory (HEMRL), Balkan Novotek DOO, Adron R&D Company Limited and Indian Space Research Organisation (ISRO) to the Company for manufacturing of products for Indian Armed Forces which is amortised over the license period.

## Notes to Standalone financial statements

(All amounts in INR lakhs, unless otherwise stated)

	As at March 31, 2021	As at March 31, 2020
<b>Note 6: Non-current investments</b>		
<b>(Un quoted, fully paid up)</b>		
<b>Investment in equity instruments in subsidiary companies (at cost)</b>		
Premier Wire Products Limited 52,00,000 (March 31, 2020: 52,00,000) equity shares of ₹ 10/- each, fully paid	520.00	520.00
PELNEXT Defence Systems Private Limited 10,000 (March 31, 2020:10,000) equity shares of ₹ 10/- each fully paid	1.00	1.00
<b>Investment in equity instruments in joint venture (at cost)</b>		
BF Premier Energy Systems Private Limited 1,00,000 (March 31, 2020: 1,00,000) equity shares of ₹ 10/- each, fully paid	10.00	10.00
<b>Total Non-current investments</b>	<b>531.00</b>	<b>531.00</b>
Aggregate amount of unquoted investments	531.00	531.00
Aggregate amount of impairment in the value of investments	-	-

### Note 7: Loan

#### Non Current

Loans considered good -Unsecured		
Loan to related parties* (Refer note: 38)	2.38	2.15
<b>Total Loans</b>	<b>2.38</b>	<b>2.15</b>

\*Financial assets carried at amortised cost

Note 7(a): The following are the details of loans and advances in the nature of loans given to subsidiaries, associates and other entities in which directors are interested in terms of the Regulation 34(3) read together with para A of Schedule V of SEBI (Listing Obligations and Disclosure Requirements) Regulations, 2015

#### PELNEXT Defence Systems Private Limited

Outstanding at year end	2.38	2.15
Maximum outstanding	<b>2.38</b>	<b>2.15</b>

Note :The Loan to subsidiary representing the inter corporate loan given to its subsidiary to meet its business needs and exigencies, carries interest @ 11%.

### Note 8 : Income tax assets (net)

#### (i) Non current

Advance taxes (net of provision for tax of ₹ 891 lakhs ; March 31, 2020 : ₹ 1666 lakhs)	230.92	158.50
<b>Total Income tax assets (net)</b>	<b>230.92</b>	<b>158.50</b>

### Note 9 : Other assets

#### (i) Non current

Capital advances	98.55	353.21
<b>Advances other than capital advances:</b>		
Security deposits	213.58	245.88
Pre-paid expenses	186.50	252.87
<b>Total other non-current assets</b>	<b>498.63</b>	<b>851.96</b>

## Notes to Standalone financial statements

(All amounts in INR lakhs, unless otherwise stated)

	As at March 31, 2021	As at March 31, 2020
<b>(ii) Current</b>		
Balances with government authorities	448.89	531.80
Prepaid expenses	235.46	247.48
Advances to suppliers	422.86	257.17
Other receivable	98.22	137.18
<b>Total other current assets</b>	<b>1,205.43</b>	<b>1,173.63</b>

**Note 10: Inventories** (valued at lower of cost and net realisable value)

Raw materials	1,313.64	1,725.46
Work-in-progress	611.72	1,463.25
Finished goods	1,154.01	352.72
Stores and spares	588.14	654.63
Scrap (at net realisable value)	4.56	5.57
<b>Total inventories</b>	<b>3,672.07</b>	<b>4,201.63</b>
Raw materials includes stock in transit	0.30	6.90

Note 10 (a): Refer note 41 for information on inventories provided as security by the company.

### Note 11: Trade receivables

<b>(i) Current</b>		
Trade receivables	4,748.33	5,184.57
Less: Provision for expected credit loss (Refer Note:32(A))	545.47	485.47
<b>Total current trade receivables</b>	<b>4,202.86</b>	<b>4,699.10</b>

Note 11 (a): Refer note 41 for information on trade receivable provided as security by the company.

Note 11 (b): Break-up of security details

Trade receivables considered good - Secured	-	-
Trade receivables considered good - Unsecured	4,202.86	4,699.10
Trade receivables which have significant increase in credit risk	545.47	485.47
Trade receivables - credit impaired	-	-
<b>Total</b>	<b>4,748.33</b>	<b>5,184.57</b>
Less: Provision for expected credit loss (Refer note:32(A))	545.47	485.47
<b>Total trade receivables</b>	<b>4,202.86</b>	<b>4,699.10</b>

### Note 12: Cash and cash equivalents

Balances with banks		
in Current accounts	16.68	16.13
in EEFC accounts	35.51	135.33
Cash on hand	6.60	5.78
Deposits with banks with original maturity is less than three months	31.40	33.16
<b>Total cash and cash equivalents</b>	<b>90.19</b>	<b>190.40</b>

\*There are no repatriation restrictions with regard to cash and cash equivalents as at the end of the reporting period and prior period.



## Notes to Standalone financial statements

(All amounts in INR lakhs, unless otherwise stated)

	As at March 31, 2021	As at March 31, 2020
<b>Note 13: Bank balances other than cash and cash equivalents</b>		
Earmarked balances with bank *	22.01	25.63
Deposits with original maturity over 3 months but less than 12 months	79.29	77.70
Margin money deposits with banks	430.77	1,241.98
<b>Total Bank balances other than cash and cash equivalents</b>	<b>532.07</b>	<b>1,345.31</b>

\* Earmarked balances represent unpaid dividend.

Note 13 (a): Margin money deposits include ₹ 415.68 lakhs (March 31, 2020: ₹ 1157.54 lakhs) pledged / lien against bank guarantees issued by the banks. (refer note: 34)

### Note 14: Equity share capital

#### Movement of equity share capital during the year

##### Authorised

	No of shares	Amount
As at April 1, 2019	15,000,000	1,500.00
Change during the year	-	-
<b>As at March 31, 2020</b>	<b>15,000,000</b>	<b>1,500.00</b>
Change during the year	-	-
<b>As at March 31, 2021</b>	<b>15,000,000</b>	<b>1,500.00</b>

##### Issued, subscribed and paid up

	No of shares	Amount
As at April 1, 2019	10,752,239	1,075.22
Change during the year	-	-
<b>As at March 31, 2020</b>	<b>10,752,239</b>	<b>1,075.22</b>
Change during the year	-	-
<b>As at March 31, 2021</b>	<b>10,752,239</b>	<b>1,075.22</b>

### Preferential allotment

During the Financial year 2017-18 the company has made preferential allotment of 1,15,100 equity shares of ₹ 10 each at ₹ 408 per share, including a premium of ₹ 398 per share to promoters 1,00,100 shares and others 15,000 shares. Thus the equity share capital has increased by ₹ 11.51 lakhs and securities premium by ₹ 458.10 lakhs.

#### (iii) Details of shareholders holding more than 5% shares in the company

	Dr. A.N.Gupta	Dr. (Mrs.) Kailash Gupta	A. N. Gupta (HUF)	HDFC Trustee Company Ltd
<b>As at March 31, 2021</b>				
Number of shares	2,620,183	1,167,467	656,697	370,830
% holding	24.37%	10.86%	6.11%	3.45%
<b>As at March 31, 2020</b>				
Number of shares	2,620,183	1,167,467	656,697	839,700
% holding	24.37%	10.86%	6.11%	7.81%

## Notes to Standalone financial statements

(All amounts in INR lakhs, unless otherwise stated)

	As at March 31, 2021	As at March 31, 2020
--	-------------------------	-------------------------

### Terms and rights attached to equity shares

The company has only one class of equity shares having a par value of ₹10/- per share. Each holder of equity shares is entitled to one vote per share. The company declares and pays dividends in Indian rupees. The dividend proposed by the Board of directors is subject to the approval of the shareholders in the ensuing Annual General Meeting except in case of interim dividend.

In the event of liquidation of the company, the holders of equity shares will be entitled to receive remaining assets of the company, after distribution of all preferential amounts. The distribution will be in proportion to the number of equity shares held by the shareholders.

### Note 15: Borrowings

#### (i) Non-current

<b>Term loans</b>		
<b>Secured -At Amortised Cost</b>		
From banks	1,327.13	656.25
Less: Current maturities of long-term debt	(304.17)	(262.50)
Less: Unamortised upfront fee	(0.56)	(1.98)
<b>Total Non current borrowings</b>	<b>1,022.40</b>	<b>391.77</b>

Note 15 (a): Above secured term loans are secured by first charge on the Non current assets of the company and second charge on current assets of the company and personal guarantee by Chairman and Managing Director & Deputy Managing Director of the company.

Note 15 (b): **Repayment terms:** Secured term loan comprises of 7 equal quarterly instalments of ₹ 65.63 lakhs and one instalment of 16.78lakhs. With respect to other term loans 36 equal monthly instalments of ₹ 14.92 lakhs each & 36 equal monthly instalments of ₹ 8.33 lakhs with an applicable interest rate lies 7.2% to 9.25% respectively as on the reporting date.

#### (ii) Current

<b>Loans repayable on demand</b>		
<b>Secured -At Amortised Cost</b>		
Working capital loans from banks	3,735.38	3,277.86
Buyers credit from bank	-	882.67
<b>Unsecured -At Amortised Cost</b>		
Loans from banks	1.17	207.94
Loans from related parties (Refer note: 38)	1,031.14	1,016.05
<b>Total current borrowings</b>	<b>4,767.69</b>	<b>5,384.52</b>

Note 15 (c): Rate of interest on loans from related parties carries at 10% to 11.00% per annum.

Note 15 (d): Working capital loans and buyers credit from bank are secured by hypothecation of stocks, receivables, other current assets, and fixed assets of the company and personal guarantee of two directors of the company.

Note 15 (e): Rate of interest on current borrowings is as per the agreement with the respective banks i.e. bank rate 8.90% to 10.60% (+/-) spread as applicable.

Note 15 (f): The carrying amounts of financial and non-financial assets pledged as security for current and non-current borrowings are disclosed in note 41.

## Notes to Standalone financial statements

(All amounts in INR lakhs, unless otherwise stated)

	As at March 31, 2021	As at March 31, 2020
<b>Note 15 (g): Net debt reconciliation</b>		
<b>Opening balance of borrowings</b>	6,040.77	2,758.83
Proceeds / (repayment) from non current borrowings	672.30	(260.32)
Proceeds / (repayment) from current borrowings	(616.83)	3,544.44
Foreign exchange adjustments	-	-
Fair value adjustments	(1.42)	(2.18)
<b>Closing balance of borrowings</b>	<b>6,094.82</b>	<b>6,040.77</b>

### Note 16: Other financial liabilities

#### i) Non-current

Dealership deposits	2.20	7.20
Earnest money deposits	6.45	6.35
	<b>8.65</b>	<b>13.55</b>

#### ii) Current

Current maturities of long-term borrowings	304.17	262.50
Interest accrued but not due	5.62	16.88
Unclaimed dividend (Refer note: 16.1)	22.01	25.63
Capital creditors	93.04	186.49
Employee benefits payable	930.76	596.44
Creditors for expenses	384.12	229.82
<b>Total other financial liabilities</b>	<b>1,739.72</b>	<b>1,317.76</b>

Note 16.1: Unclaimed dividend account represents dividend amount unclaimed and no amount is due for deposit in Investor Education and Protection Fund.

### Note 17: Provisions

<b>Employee benefit obligations</b>		
<b>i) Non-current</b>		
Gratuity (Refer note : 25(a))	297.21	146.53
Leave encashment	213.08	244.61
<b>Total</b>	<b>510.29</b>	<b>391.14</b>
<b>ii) Current</b>		
Gratuity (Refer note : 25(a))	81.53	50.88
Leave encashment	128.01	89.62
<b>Total</b>	<b>209.54</b>	<b>140.50</b>

## Notes to Standalone financial statements

(All amounts in INR lakhs, unless otherwise stated)

	As at March 31, 2021	As at March 31, 2020
<b>Note 18: Deferred tax liabilities (net)</b>		
The balance comprises temporary differences attributable to:		
<b>Deferred tax (assets) / liabilities</b>		
On property, plant and equipment and intangible assets	1,850.34	1,697.71
Deferred tax on transaction cost on borrowings	0.16	0.56
Provision for expected credit loss	(151.75)	(135.06)
Expenses allowable on the basis of payment	(424.53)	(190.36)
Carry forwarded losses	(760.13)	(448.51)
<b>Deferred tax (assets) / liabilities (net)</b>	<b>514.09</b>	<b>924.34</b>

### Movement in deferred tax (assets) / liabilities

	Property, plant and equipment	Provision for expected credit loss	Carry forwarded losses	Expenses allowable on the basis of payment	Deferred tax on transaction cost on borrowings	Total
<b>As at April 1, 2019</b>	<b>1,778.79</b>	<b>(155.66)</b>	<b>-</b>	<b>(214.30)</b>	<b>1.45</b>	<b>1,410.28</b>
Charged / (credited)						
- to profit or loss	(81.08)	20.60	(448.51)	17.18	(0.89)	(492.70)
- to other comprehensive income	-	-	-	6.76	-	6.76
<b>As at March 31, 2020</b>	<b>1,697.71</b>	<b>(135.06)</b>	<b>(448.51)</b>	<b>(190.36)</b>	<b>0.56</b>	<b>924.34</b>
Charged / (credited)						
- to profit or loss	152.63	(16.69)	(311.62)	(206.65)	(0.40)	(382.73)
- to other comprehensive income	-	-	-	(27.52)	-	(27.52)
<b>As at March 31, 2021</b>	<b>1,850.34</b>	<b>(151.75)</b>	<b>(760.13)</b>	<b>(424.53)</b>	<b>0.16</b>	<b>514.09</b>

### Note 19: Other current liabilities

Statutory taxes payable	65.96	89.86
Advance from customers	372.01	407.92
<b>Total other current liabilities</b>	<b>437.97</b>	<b>497.78</b>

### Note 20: Current tax liabilities (net)

Interest on income tax	12.90	35.40
<b>Total current tax liabilities</b>	<b>12.90</b>	<b>35.40</b>

## Notes to Standalone financial statements

(All amounts in INR lakhs, unless otherwise stated)

	For the year ended March 31, 2021	For the year ended March 31, 2020
<b>Note 21: Revenue from operations</b>		
Revenue from contracts with customers		
- Sale of products	12,423.42	13,197.83
- Sale of traded goods	317.86	276.37
- Sale of services	2,372.76	2,065.64
	<b>15,114.04</b>	<b>15,539.84</b>
Other operating revenue	80.01	110.96
<b>Total revenue from operations</b>	<b>15,194.05</b>	<b>15,650.80</b>

### Disaggregation of revenue from contracts with customers

The company derives revenue from transfer of goods and services from the following geographical locations.

Geographical location		
- India	13,288.39	14,970.57
- Other countries	1,905.66	680.23
<b>Total</b>	<b>15,194.05</b>	<b>15,650.80</b>

### Information about major customers:

One customer represents 10% or more of the Company's total revenue during the year ended March 31, 2021 and Three customer represents 10% or more of the Company's total revenue during the year ended March 31, 2020.

### Note 22: Other income

Interest income from financial assets measured at amortised cost	39.33	120.84
Gain on sale of property, plant & equipment	0.89	15.05
Net gain on foreign currency transactions and translations	34.80	-
Other non-operating income	12.13	4.11
<b>Total other income</b>	<b>87.15</b>	<b>140.00</b>

### Note 23: Cost of raw materials consumed

Raw materials at the beginning of the year	1,725.46	2,138.77
Add: Purchases	6,574.91	8,696.57
Less: Raw materials at the end of the year	(1,313.64)	(1,725.46)
<b>Total cost of raw materials consumed</b>	<b>6,986.73</b>	<b>9,109.88</b>

### Note 24: Changes in inventories of finished goods, work-in-progress and scrap

<b>Opening balance</b>		
Finished goods	352.72	137.27
Work-in-progress	1,463.25	273.91
Scrap	5.57	5.34
<b>Total opening balance</b>	<b>1,821.54</b>	<b>416.52</b>
<b>Closing balance</b>		
Finished goods	1,154.01	352.72
Work-in-progress	611.72	1,463.25
Scrap	4.56	5.57
<b>Total closing balance</b>	<b>1,770.29</b>	<b>1,821.54</b>
<b>Changes in inventories of finished goods, work-in-progress and scrap</b>	<b>51.25</b>	<b>(1,405.02)</b>

## Notes to Standalone financial statements

(All amounts in INR lakhs, unless otherwise stated)

	For the year ended March 31, 2021	For the year ended March 31, 2020
<b>Note 25: Employee benefits expense</b>		
Salaries, wages, bonus and other allowances	4,276.07	4,382.78
Contribution to provident fund and other funds	288.97	363.88
Contribution to ESI	13.17	19.13
Staff welfare expenses	149.74	181.79
<b>Total employee benefits expense</b>	<b>4,727.95</b>	<b>4,947.58</b>

### Note 25(a):

#### (i) Defined contribution plans

**Employer's contribution to Provident Fund:** Contributions are made to provident fund in India for employees at the rate of 12% of basic salary as per regulations. The contributions are made to registered provident fund administered by the government. The obligation of the company is limited to the amount contributed and it has no further contractual or any constructive obligation.

**Employer's contribution to State Insurance Scheme:** Contributions are made to State Insurance Scheme for employees at the specified rate on gross salary as per regulations. The contributions are made to Employee State Insurance Corporation (ESI) to the respective State Governments of the Company's location. This Corporation is administered by the Government and the obligation of the company is limited to the amount contributed and it has no further contractual or any constructive obligation.

Employer's contribution to Provident Fund	204.68	281.86
Employer's contribution to ESI	13.20	19.21

#### (ii) Defined benefits plans

##### Post-employment obligations - Gratuity

The company provides for gratuity for employees in India as per the payment of Gratuity Act, 1972. Employees who are in continuous service for a period of 5 years are eligible for gratuity. The amount of gratuity payable on retirement / termination is the employee's last drawn basic salary per month computed proportionately for 15 days' salary multiplied for the number of years of service. The gratuity plan is a funded plan and the company makes contributions to recognized funds in India. The company does not fully fund the liability and maintains a target level of funding to be maintained over a period of time based on estimations of expected gratuity payments.

##### Gratuity (funded)

#### A) Reconciliation of opening and closing balances of defined benefit obligation

	As at March 31, 2021	As at March 31, 2020
Defined benefit obligation at beginning of the year	1,178.68	1,127.89
Current service cost	72.47	76.27
Interest cost	68.47	82.75
Actuarial (gain) / loss	100.54	(29.99)
Benefits paid	(322.63)	(78.24)
Defined benefit obligation at year end	1,097.53	1,178.68



## Notes to Standalone financial statements

(All amounts in INR lakhs, unless otherwise stated)

	As at March 31, 2021	As at March 31, 2020
<b>B) Reconciliation of opening and closing balances of fair value of plan assets</b>		
Fair value of plan assets at beginning of year	981.27	971.52
Expected return on plan assets	55.35	71.88
Actuarial (gain) / loss	1.62	(5.70)
Employer's contribution	4.99	26.80
Benefits paid	(322.63)	(78.24)
Others contributions	(2.26)	-
Adjustments to opening balances	0.45	(5.00)
Fair value of plan assets at year end	718.79	981.27
<b>C) Reconciliation of fair value of assets and obligations</b>		
Fair value of plan assets	718.79	981.27
Present value of obligation	1,097.53	1,178.68
<b>Amount recognised in balance sheet, surplus/(deficit)</b>	<b>(378.74)</b>	<b>(197.41)</b>
<b>D) Expenses recognised during the year</b>		
	<b>For the year ended March 31, 2021</b>	<b>For the year ended March 31, 2020</b>
<b>In income statement</b>		
Current service cost	72.47	76.27
Interest cost	68.47	82.75
Return on plan assets	(55.35)	(71.88)
<b>Net cost</b>	<b>85.59</b>	<b>87.14</b>
<b>In other comprehensive income</b>		
Actuarial (gain) / loss	(98.92)	24.29
	<b>184.51</b>	<b>62.85</b>

### Significant estimates: Actuarial assumptions and sensitivity

The significant actuarial assumptions were as follows:

	As at March 31, 2021	As at March 31, 2020
Discount rate	6.81%	6.73%
Salary growth rate	4%	4%
Withdrawal rate	2%	2%
Retirement age	55/58- Years	55/58- Years
Average balance future services	14.99	16.96
Mortality table(Life Insurance Corporation)	2012-14	2012-14

## Notes to Standalone financial statements

(All amounts in INR lakhs, unless otherwise stated)

### Sensitivity analysis

The sensitivity of the defined benefit obligation to changes in the weighted principal assumptions is:

	As at March 31, 2021	As at March 31, 2020
<b>Defined benefit obligation</b>	1,097.53	1,078.63
Discount rate: (% change compared to base due to sensitivity)		
Increase : +1%	1,021.34	1090.34
Decrease: -1%	1,183.35	1278.42
Salary growth rate: (% change compared to base due to sensitivity)		
Increase: +1%	1,191.31	1286.84
Decrease: -1%	1,013.16	1081.64
Withdrawal rate: (% change compared to base due to sensitivity)		
Increase: +1%	1,111.33	1194.65
Decrease: -1%	1,082.30	1161.01

The above sensitivity analysis is based on a change in an assumption while holding all other assumptions constant. In practice, this is unlikely to occur and changes in some of the assumptions may be correlated. When calculating the sensitivity of the defined benefit obligation to significant actuarial assumptions, the same method (present value of the defined benefit obligation calculated with the projected unit credit method at the end of the reporting period) has been applied as when calculating the defined benefit liability recognised in the balance sheet. The methods and types of assumptions used in preparing the sensitivity analysis did not change compared to the prior period.

### Defined benefit liability and employer contributions

The company has purchased insurance policy to provide for payment of gratuity to the employees. Every year, the insurance company carries out a funding valuation based on the latest employee data provided by the company. Any deficit in the assets arising as a result of such valuation is funded by the company. The company considers that the contribution rate set at the last valuation date is sufficient to eliminate the deficit over the agreed period and that regular contributions, which are based on service costs, will not increase significantly.

The weighted average duration of the defined benefit obligation is 10.52 years. The expected cash flows over the years is as follows:

	As at March 31, 2021	As at March 31, 2020
Defined benefit obligation - gratuity		
Less than a year	81.53	50.8
Between 2-5 years	335.59	349.45
Over 6 years	739.17	830.28

### Risk management

Defined benefit plans are prone to a number of risks, the most significant of which are detailed below:

**Interest rate risk:** This may arise from volatility in asset values due to market fluctuations and impairment of assets due to credit losses. These Plans primarily invest in debt instruments such as Government securities and highly rated corporate bonds – the valuation of which is inversely proportional to the interest rate movements.

**Salary cost inflation risk:** The present value of the Defined Benefit Plan liability is calculated with reference to the future salaries of participants under the Plan. Increase in salary due to adverse inflationary pressures might lead to higher liabilities.

## Notes to Standalone financial statements

(All amounts in INR lakhs, unless otherwise stated)

### Note 26: Finance costs

	For the year ended March 31, 2021	For the year ended March 31, 2020
Interest and finance charges on financial liabilities carried at amortised cost	527.60	395.53
Other borrowing costs	207.70	181.73
<b>Total finance costs</b>	<b>735.30</b>	<b>577.26</b>

### Note 27: Depreciation and amortisation expense

	For the year ended March 31, 2021	For the year ended March 31, 2020
Depreciation of property, plant and equipment	528.35	443.45
Depreciation of right-of-use assets	0.81	0.81
Amortisation of intangible assets	67.84	52.72
<b>Total depreciation and amortisation expense</b>	<b>597.00</b>	<b>496.98</b>

### Note 28: Research and development expenses

	For the year ended March 31, 2021	For the year ended March 31, 2020
Raw materials consumed	7.81	7.91
Salaries, wages, bonus and other allowances.	59.46	78.12
Contribution to provident and other funds.	1.91	5.12
Contribution to ESI.	0.03	0.08
<b>Total research and development expenses</b>	<b>69.21</b>	<b>91.23</b>

### Note 29: Other expenses

	For the year ended March 31, 2021	For the year ended March 31, 2020
Consumption of stores and spares	27.38	44.53
Consumption of packing materials	255.12	256.98
Power and fuel	149.53	207.55
Repairs and maintenance		
- Plant and machinery	277.58	473.57
- Buildings	16.59	14.36
- Others	88.62	134.97
Insurance	158.22	104.83
Rent	149.36	123.57
Rates and taxes, excluding taxes on income	47.68	63.45
Legal and professional charges	78.47	80.10
Directors sitting fees	7.60	8.60
Printing and stationery	16.72	24.53
Communication expenses	13.78	17.34
Travelling and conveyance	183.03	230.54
Vehicle maintenance	15.34	27.12
Sales commission	60.45	77.31

## Notes to Standalone financial statements

(All amounts in INR lakhs, unless otherwise stated)

	For the year ended March 31, 2021	For the year ended March 31, 2020
Sales promotion expenses	1.00	3.29
Advertisement	1.70	9.83
Carriage outward	169.35	106.45
Other selling expenses	73.93	69.68
Technical knowhow expenses	17.71	17.90
Net loss on foreign currency transactions and translations	-	137.78
Bank charges	19.87	22.63
Payments to auditors	20.91	21.03
Bad debts written off*	280.62	637.21
Expected credit loss	60.00	40.00
Donations	0.70	3.50
Corporate social responsibility expenditure	15.68	39.49
General expenses	164.98	158.32
<b>Total other expenses</b>	<b>2,371.92</b>	<b>3,156.46</b>

\* Mainly on account of Late delivery charges of ₹ 19.15 Lakhs (2019-20 ₹ 333.82 Lakhs), Powder Factor deduction of ₹ 252.37 Lakhs (2019-20 : 258.73 lakhs /- ) and other deductions of ₹ 9.10 Lakhs (2019-20 : ₹ 44.66 Lakhs)

### Note 29 (a): Details of payments to auditors

	For the year ended March 31, 2021	For the year ended March 31, 2020
<b>Payment to auditors</b>		
<b>As auditors</b>		
As Statutory auditor	7.50	7.50
For Quarterly reviews	6.75	6.75
<b>In other capacities</b>		
For Certification	2.40	2.40
For GST Audit	3.00	3.00
Re-imbursement of expenses	1.26	1.38
<b>Total payments to auditors</b>	<b>20.91</b>	<b>21.03</b>

### Note 29 (b): Corporate social responsibility expenditure

	For the year ended March 31, 2021	For the year ended March 31, 2020
Amount required to be spent as per section 135 of the Act	15.67	39.15
Amount spent during the year on		
(i) Promoting education	0.44	5.74
(ii) Promoting healthcare	15.24	29.75
(iii) Women empowerment	-	3.50
(iv) Others	-	0.50
<b>Total corporate social responsibility expenditure</b>	<b>15.68</b>	<b>39.49</b>

## Notes to Standalone financial statements

(All amounts in INR lakhs, unless otherwise stated)

### Note 30: Income tax expense

This note provides an analysis of the company's income tax expense, shows amounts that are recognised directly in equity and how the tax expense is affected by non-assessable and non-deductible items. It also explains significant estimates made in relation to the company's tax positions.

	For the year ended March 31, 2021	For the year ended March 31, 2020
<b>(a) Income tax expense</b>		
<b>Current tax</b>		
Current tax on profits for the year	-	-
Adjustments for current tax of prior periods	(31.86)	-
Total current tax expense	<b>(31.86)</b>	-
<b>Deferred tax</b>		
Decrease/ (increase) in deferred tax assets	(158.98)	(529.59)
(Decrease)/ increase in deferred tax liabilities	(223.75)	36.89
Total deferred tax expense/(benefit)	<b>(382.73)</b>	<b>(492.70)</b>
<b>Income tax expense</b>	<b>(414.59)</b>	<b>(492.70)</b>

### (b) Reconciliation of tax expense and the accounting profit multiplied by India's tax rate

<b>Profit /(loss)from operations before income tax expenses</b>	<b>(1,489.06)</b>	<b>(1,450.94)</b>
<b>Income tax expense</b>		
Tax at the rate of 26%	(387.16)	(377.24)
Tax effect of amounts which are not deductible (taxable) in calculating taxable income	19.61	21.48
Weighted deduction on research and development	(6.37)	(65.46)
Tax effect of expenses relating to voluntary retirement scheme	(45.71)	(18.60)
Due to change in tax rate	-	(51.94)
Tax effect of items in other comprehensive income considered for income tax	27.52	(6.76)
Adjustments for current tax of prior periods	(31.86)	-
Tax effect on others	9.37	5.83
<b>Income tax expense</b>	<b>(414.59)</b>	<b>(492.70)</b>

### Note 31 : Financial instruments and risk management - Fair value hierarchy

Fair value of the financial instruments is classified in various fair value hierarchies based on the following three levels:

Level 1: Quoted prices (unadjusted) in active market for identical assets or liabilities.

Level 2: Inputs other than quoted price including within Level 1 that are observable for the asset or liability, either directly (i.e. as prices) or indirectly (i.e. derived from prices). The fair value of financial instruments that are not traded in an active market is determined using valuation techniques which maximize the use of observable market data and rely as little as possible on entity-specific estimates. If significant inputs required to fair value an instrument are observable, the instrument is included in Level 2.

Level 3: Inputs for the assets or liabilities that are not based on observable market data (unobservable inputs). If one or more of the significant inputs is not based on observable market data, the instrument is included in Level 3. This is the case with listed instruments where market is not liquid and for unlisted instruments.

## Notes to Standalone financial statements

(All amounts in INR lakhs, unless otherwise stated)

The following table represents the fair value hierarchy of assets and liabilities:

	Fair value hierarchy	Notes	As at March 31, 2021		As at March 31, 2020	
			Carrying value	Fair value	Carrying value	Fair value
<b>A. Financial assets</b>						
<b>Measured at amortised cost</b>						
Cash and cash equivalents	Level -3	12	90.19	90.19	190.40	190.40
Other bank balances	Level -3	13	532.07	532.07	1,345.31	1,345.31
Trade receivables	Level -3	11	4,202.86	4,202.86	4,699.10	4,699.10
Unbilled receivable	Level -3		269.59	269.59	153.58	153.58
Loans	Level -3	7	2.38	2.38	2.15	2.15
<b>Total financial assets</b>			<b>5,097.09</b>	<b>5,097.09</b>	<b>6,390.54</b>	<b>6,390.54</b>
<b>B. Financial liabilities</b>						
<b>Measured at amortised cost</b>						
Trade payables	Level -3		1,688.10	1,688.10	1,884.31	1,884.31
Borrowings	Level -3	15	5,790.09	5,790.09	5,776.29	5,776.29
Other financial liabilities	Level -3	16	1,748.37	1,748.37	1,331.31	1,331.31
<b>Total financial liabilities</b>			<b>9,226.56</b>	<b>9,226.56</b>	<b>8,991.91</b>	<b>8,991.91</b>

**Note:**

- (i) Investments mentioned in note 6 include equity investments in Subsidiaries and Joint venture which are carried at costs and hence are not required to be disclosed as per Ind AS 107 "Financial Instruments Disclosures". Hence, the same have been excluded from the above table.
- (ii) The carrying amounts of trade payables, other financial liabilities, borrowings, cash and cash equivalents, other bank balances, trade receivables, unbilled receivable and other financial assets are considered to be the same as their fair values due to their short term nature and recoverability from the parties.

### Note 32 : Financial instruments and risk management - Financial risk management

The Company's activities are exposed to Credit risk, Market risk and Liquidity risk. The Company emphasises on risk management and has an enterprise wide approach to risk management. The Company's risk management and control procedures involve prioritization and continuing assessment of these risks and devises appropriate controls, evaluating and reviewing the control mechanism.

#### (A) Credit risk

Credit risk is the risk of financial loss to the Company if a customer to a financial instrument fails to meet its contractual obligations. The Company is exposed to credit risk from its operating activities (primarily trade receivables) and from its financing activities, including deposits with banks. Credit risk of the Company is managed at the company level.

The credit risk related to trade receivables is influenced mainly by the individual characteristics of each customer. The Company follows a 'simplified approach' (i.e. based on lifetime ECL) for recognition of impairment loss allowance on Trade receivables. For the purpose of measuring lifetime ECL allowance for trade receivables, the company estimates irrecoverable amounts based on the ageing of the receivable balances and historical experience. Further, a large number of minor receivables are grouped into homogeneous groups and assessed for impairment collectively and for major receivable assessed for impairment individually. Individual trade receivables are written off when management deems them not to be collectible.

The ageing analysis of the receivables (gross of provisions) has been considered from the date of invoice

Particulars	As at March 31, 2021	As at March 31, 2020
Not Due	1,655.40	1,008.26
0-30 days	373.32	54.38
31-60 days	121.29	723.24
60-90 days	1,238.45	1,107.24
90-180 days	178.01	268.09
More than 181 days	1,181.86	2,023.36
<b>Gross total</b>	<b>4,748.33</b>	<b>5,184.57</b>
Less: Expected credit loss	545.47	485.47
<b>Net trade receivables</b>	<b>4,202.86</b>	<b>4,699.10</b>



## Notes to Standalone financial statements

(All amounts in INR lakhs, unless otherwise stated)

Expected credit loss for trade receivables under simplified approach

Particulars	As at March 31, 2021	As at March 31, 2020
<b>Expected credit losses (ECL)</b>		
Opening balance	485.47	445.47
Add: ECL Movement during the year	60.00	40.00
Closing balance	545.47	485.47

### (B) Market risk

Market risk is the risk that the future value of a financial instrument will fluctuate due to movements in the market factors. The most common types of market risks are interest rate risk and foreign currency risk.

- Interest rate risk**

Interest rate risk is the risk that the future cash flows or the fair value of a financial instrument will fluctuate because of changes in market interest rates. The Company manages its market interest rates by fixed rate interest, rate that is linked to marginal cost of lending rate, etc. Hence, the Company is not significantly exposed to interest rate risks.

- Foreign currency risk**

Foreign currency risk is the risk that the fair value or future cash flows of an exposure will fluctuate because of changes in foreign exchange rates. The company is not significantly exposed to this risk because of natural hedging in the form of imports and exports being at similar levels.

#### Foreign currency risk - Sensitivity

The analysis is based on the assumption that the foreign currency increases / (decreases) by 2.5% with all other variables held constant. The Company manages its market interest rates by fixed rate interest, rate that is linked to marginal cost of lending rate, etc. Hence, the Company is not significantly exposed to interest rate risks.

#### Unhedged foreign currency exposure as at the reporting date

	As at March 31, 2021			
	GBP (in number)	USD (in number)	EURO(in number)	Equivalent amount in INR lakhs
<b>Foreign currency assets</b>				
Trade receivable (for supplies and services)	-	258,312	146,250	315.79
Balance with banks	-	48,307	-	35.51
Deposits recoverable	-	1,325	-	0.89
Total	-	307,944	146,250	352.19
<b>Foreign currency liabilities</b>				
Payables for supplies and services	-	46,566	557,491	514.22
Buyers Credit	-	-	-	-
Capital Creditors	2,032	-	-	1.93
Total	2,032	46,566	557,491	516.15
<b>Net foreign currency assets / (liabilities)</b>	(2,032)	261,378	(411,241)	(163.96)
Non-monetary items				
(having no exposure to future foreign currency movement):				
Advance from customers	-	387,664	3,000	283.65

## Notes to Standalone financial statements

(All amounts in INR lakhs, unless otherwise stated)

	As at March 31, 2020			
	GBP (in number)	USD (in number)	EURO (in number)	Equivalent amount in INR lakhs
<b>Foreign currency assets</b>				
Trade receivable (for supplies and services )	-	6,212	-	4.68
Balance with banks	-	179,518	-	135.33
Deposits Recoverable	-	1,325	-	0.89
Total	-	187,055	-	140.90
<b>Foreign currency liabilities</b>				
Payables for supplies and services	-	624,879	268,303	693.89
Buyers Credit	-	1,170,870	-	882.67
Total	-	1,795,749	268,303	1,576.57
<b>Net foreign currency assets / (liabilities)</b>	-	(1,608,694)	(268,303)	(1,435.66)
Non-monetary items				
(having no exposure to future foreign currency movement):				
Advance for purchase of spares and equipment	-	7,249	138,625	118.02
Advance from customers	-	512,313	8,000	376.15

### 2.5% increase or decrease in foreign exchange rates will have the following impact on profit / (loss) before tax

Particulars	For the year ended March 31, 2021	For the year ended March 31, 2020
GBP	0.05	-
USD	4.81	(30.32)
EURO	(8.84)	(5.57)

### (C) Liquidity risk

Liquidity risk refers to the risk that the Company cannot meet its financial obligations. The objective of liquidity risk management is to maintain sufficient liquidity and ensure that funds are available for use as per requirements.

The Company's objective is to maintain a balance between continuity of funds through the use of bank overdrafts, loan from directors and other means of borrowings. The company invests its surplus funds in deposits with maturity of 12 months, which carry no / low mark to market risk.

The table below provides details regarding the remaining contractual maturities of financial liabilities at the reporting date

	< 1 Year	1-3 Years	> 3 Years	Total
<b>Year ended March 31, 2021</b>				
Non-current borrowings	304.17	1,022.40	-	1,326.57
Current borrowings	4,767.69	-	-	4,767.69
Trade and other payable	1,688.10	-	-	1,688.10
Other financial liabilities	1,435.55	8.65	-	1,444.20
<b>Total financial liabilities</b>	<b>8,195.51</b>	<b>1,031.05</b>	<b>-</b>	<b>9,226.56</b>
<b>Year ended March 31, 2020</b>				
Non-current borrowings	262.50	391.77	-	654.27
Current borrowings	5,384.52	-	-	5,384.52
Trade and other payable	1,884.31	-	-	1,884.31
Other financial liabilities	1,055.26	13.55	-	1,068.81
<b>Total financial liabilities</b>	<b>8,586.59</b>	<b>405.32</b>	<b>-</b>	<b>8,991.91</b>

## Notes to Standalone financial statements

(All amounts in INR lakhs, unless otherwise stated)

### D) Other risk – Impact of COVID-19

The management has assessed the impact of COVID-19 pandemic on the financial statements, business operations, liquidity position, cash flow and has concluded that based on the current estimates no material adjustments are required in the carrying amount of assets and liabilities as at 31st March 2021.

The impact of the pandemic may be different from that estimated as at the date of approval of these financial statements and the Company will continue to closely monitor any material changes to future economic conditions.

### Note 33: Capital management

- (a) The Company's financial strategy aims to provide adequate capital for its growth plans for sustained stakeholder value. The company's objective is to safeguard its ability to continue as a going concern, so that it can continue to provide returns for shareholders and benefits for other stakeholders. And depending on the financial market scenario, nature of the funding requirements and cost of such funding, the Company decides the optimum capital structure. The Company aims at maintaining a strong capital base so as to maintain adequate supply of funds towards future growth plans as a going concern.

**The company's strategy is to maintain a gearing ratio within 30%. The gearing ratio were as follows:**

	As at March 31, 2021	As at March 31, 2020
Net debt*	5,494.01	4,528.71
Equity	18,500.91	19,646.78
<b>Total capital (net debt + equity)</b>	<b>23,994.92</b>	<b>24,175.49</b>
<b>Gearing ratio (Net debt / Total capital)</b>	<b>22.90%</b>	<b>18.73%</b>

**\*Net debt is as follows**

	As at March 31, 2021	As at March 31, 2020
A) Borrowings		
Non-current borrowings	1,022.40	391.77
Current borrowings	4,767.69	5,384.52
Current maturity of long term debt	304.17	262.50
<b>Total (A)</b>	<b>6,094.26</b>	<b>6,038.79</b>
B) Cash and cash equivalents	90.19	190.40
Bank balances other than cash and cash equivalents	510.06	1,319.68
<b>Total (B)</b>	<b>600.25</b>	<b>1,510.08</b>
<b>C) Net debt (A-B)</b>	<b>5,494.01</b>	<b>4,528.71</b>

### (b) Loan covenants

Under the terms of major borrowing facilities, the company is required to comply with the following financial covenants:

- \* Total net worth should be greater than ₹ 60 crores including deferred tax liabilities.
- \* Total outside liabilities should be less than 1.25 times of the total net worth of the company
- \* Debt service coverage ratio should be greater than 1.50 throughout the tenor of the loan

The company has complied with these covenants throughout the reporting period.

## Notes to Standalone financial statements

(All amounts in INR lakhs, unless otherwise stated)

### Note 34: Contingent liabilities

	As at March 31, 2021	As at March 31, 2020
On account of letters of credit and guarantees issued by the bankers	3,089.92	4,736.21
Claims against the company not acknowledged as debts in respect of		
- Sales tax		
( It is not practicable for the company to estimate the timings of cash flows, if any, in respect of the above pending resolution of the respective proceedings)	575.83	575.83

### Note 35: Commitments

	As at March 31, 2021	As at March 31, 2020
Estimated amount of contracts remaining to be executed on capital account and not provided for (net of advances)	173.64	1,258.32

### Note 36: Payables to Micro, Small & Medium Enterprises

Information pertaining to Micro and Small Enterprises as required to be disclosed under the Micro, Small and Medium Enterprises Development Act, 2006 (Act) as given below has been determined to the extent such parties have been identified on the basis of information available with the company:

	As at March 31, 2021	As at March 31, 2020
Principal amount remaining unpaid as at year-end	17.20	1.7
Interest due thereon as at year-end	-	-
Interest paid by the Company in terms of Section 16 of Micro, Small and Medium Enterprises Development Act, 2006, along with the amount of payment made to the suppliers beyond the appointed day during the year	-	-
Interest due and payable for the period of delay in making payment (which have been paid but beyond the appointed day during the year) but without adding the interest specified under the Act	-	-
Interest accrued and remaining unpaid as at year-end	-	-
Further interest remaining due and payable even in the succeeding years, until such date when the interest dues as above are actually paid to the small enterprises for the purpose of disallowance as a deductible expenditure under Section 23 of the Act	-	-
Note: The list of undertakings covered under MSMED was determined by the company on the basis of information available with the Company and has been relied upon by the auditors.		

### Note 37: Interest in other entities

The Company's subsidiaries and Joint venture as at March 31, 2021 are set out below. Unless otherwise stated, they have share capital consisting solely of equity shares that are held directly by the company, and the proportion of ownership interests held equals the voting rights held by the company.

Name of the entity	Relationship	Principal activity	Ownership interest	
			As at March 31, 2021	As at March 31, 2020
Premier Wire Products Limited	Subsidiary	Manufacture of galvanised Iron wire	80%	80%
PELNEXT Defence Systems Private Limited	Wholly owned subsidiary	Manufacture of defence products	100%	100%
BF Premier Energy Systems Private Limited	Joint venture	Manufacture of defence products	50%	50%

## Notes to Standalone financial statements

(All amounts in INR lakhs, unless otherwise stated)

### Note 38: Related party transactions

Relationship	Name of related party
<b>(a) Enterprises where control exists</b>	
<b>Wholly owned subsidiary companies</b>	PELNEXT Defence Systems Private Limited
<b>Subsidiaries</b>	Premier Wire Products Limited
<b>Joint venture</b>	BF Premier Energy Systems Private Limited
<b>(b) Key management personnel (KMP)</b>	Dr. A.N.Gupta, Chairman & Managing Director
	Mr. T.V.Chowdary, Deputy Managing Director
	Mr. Y. Durga Prasad Rao , Whole time Director
	Dr. (Mrs.) Kailash Gupta, Non Executive Director
	Mr. Anil Kumar Mehta, Independent Director
	Mr. P.R.Tripathi, Independent Director
	Mr. K.Rama Rao, Independent Director
	Dr. A.Venkat Raman, Independent Director
	Gen P.R.Kumar, Independent Director
<b>(c) Relatives of key management personnel</b>	Mrs.T.Malati
	Mrs.T.Shruti
<b>(d) Concerns in which key management personnel have substantial interest (significant interest entities)</b>	A.N.Gupta(HUF)

### (e) Transactions with related parties

	Amount of transaction For the year ended March 31, 2021	Amount Receivable/ (Payable) As at March 31, 2021	Amount of transaction For the year ended March 31, 2020	Amount Receivable/ (Payable) As at March 31, 2020
<b>Key Management Personnel</b>				
<b>Short term employee benefits</b>				
Managerial remuneration	358.21	(20.82)	406.88	(7.33)
<b>Others</b>				
Acceptance of unsecured loan	31.00	(744.14)	190.50	(750.00)
Repayment of unsecured loan	-	-	92.00	-
Interest paid	79.39	-	74.56	-
Dividend paid	-	-	102.92	-
Sitting fees	7.60	-	8.60	-
<b>Relatives of Key Management Personnel</b>				
Dividend paid	-	-	0.55	-
<b>Concerns in which key management personnel have substantial interest (significant interest entities)</b>				
Dividend paid	-	-	17.73	-
<b>Concerns in which the company has substantial interest (subsidiary company)</b>				
Purchase of raw material	-	-	85.84	-
Acceptance of unsecured loan	52.10	(287.00)	275.00	(266.05)
Repayment of unsecured loan	59.67	-	15.00	-
Interest paid	30.84	-	6.72	-
Rent paid	1.19	-	1.19	-

## Notes to Standalone financial statements

(All amounts in INR lakhs, unless otherwise stated)

	Amount of transaction	Amount Receivable/ (Payable)	Amount of transaction	Amount Receivable/ (Payable)
	For the year ended March 31, 2021	As at March 31, 2021	For the year ended March 31, 2020	As at March 31, 2020
<b>Concerns in which the company has substantial interest (wholly owned subsidiary company)</b>				
Loan given	-	2.38	1.00	2.15
Interest income	0.25		0.13	

### Information regarding significant transactions

(Generally in excess of 10% of the total transaction value of the same type)

Nature of transaction / related party	For the year ended March 31, 2021	For the year ended March 31, 2020
<b>Acceptance of unsecured loans</b>		
Dr. A.N.Gupta	25.00	152.00
Premier Wire Products Limited	52.10	275.00
<b>Interest paid</b>		
Dr. A.N.Gupta	62.75	59.50
Dr. Kailash Gupta	16.64	15.06
Premier Wire Products Limited	30.84	-
<b>Managerial remuneration paid*</b>		
Dr. A.N.Gupta	250.96	285.13
Mr. T.V. Chowdary	71.44	97.03
Mr. Y. Durga Prasad Rao	35.81	24.72
<b>Repayment of unsecured loans</b>		
Dr. A.N.Gupta	-	52.00
Dr. Kailash Gupta	-	40.00
Premier Wire Products Limited	59.67	15.00
<b>Sitting fees</b>		
Dr. Kailash Gupta	1.30	1.90
Mr. Anil Kumar Mehta	1.80	2.40
Mr. P.R. Tripathi	1.70	1.50
Mr. K. Rama Rao	1.20	1.40
Dr.A.Venkataraman	0.80	0.80
Mr.P.R.Kumar	0.80	0.60
<b>Purchase of raw materials</b>		
Premier Wire Products Limited	-	85.84
<b>Rent paid</b>		
Premier Wire Products Limited	1.19	1.19
<b>Loan given</b>		
PEL NEXT Defence Systems Private Limited	-	1.00
<b>Interest income</b>		
PEL NEXT Defence Systems Private Limited	0.25	0.13
<b>Dividend paid</b>		
Dr. A.N.Gupta	-	70.42
Dr. Kailash Gupta	-	31.52
A.N Gupta (HUF)	-	17.73

\*As gratuity and leave encashment are computed for all the employees in aggregate, the amounts relating to the key managerial personnel cannot be individually identified.

## Notes to Standalone financial statements

(All amounts in INR lakhs, unless otherwise stated)

### (g) Terms and conditions

- (i) Transactions relating to dividends were on the same terms and conditions that applied to other stake holders.
- (ii) The loans accepted from key managerial personnel carries interest rate of 11% per annum.
- (iii) Purchase of raw materials from subsidiary during the year based on the price lists in force and terms that would be available to third parties. All other transactions were made on normal commercial terms and conditions and at market rates.
- (iv) All outstanding balances are unsecured and repayable in cash.

### Note 39: Donation to political parties

	For the year ended March 31, 2021	For the year ended March 31, 2020
Communist party of India (Marxist Leninist)	0.25	0.40
	<b>0.25</b>	<b>0.40</b>

### Note 40: Earnings / (Loss) per share (EPS)

	For the year ended March 31, 2021	For the year ended March 31, 2020
<b>(a) Basic &amp; Diluted EPS (₹)</b>		
Earnings /(Loss) per share attributable to the equity holders of the company	(9.99)	(8.91)
<b>(b) Reconciliation of earnings used in calculating earnings per share</b>		
<b>Basic and Diluted earnings per share</b>		
(Loss) attributable to the equity holders of the company used in calculating earnings per share	(1,074.47)	(958.24)
<b>(c) Weighted average number of shares used as the denominator</b>		
Weighted average number of equity shares used as the denominator in calculating basic earnings per share	10,752,239	10,752,239
Adjustments for calculation of diluted earnings per share	-	-
<b>Weighted average number of equity shares used as the denominator in calculating diluted earnings per share</b>	<b>10,752,239</b>	<b>10,752,239</b>



## Notes to Standalone financial statements

(All amounts in INR lakhs, unless otherwise stated)

### Note 41 : Assets pledged as security

The carrying amounts of Company's assets pledged as security for current and non-current borrowings are:

	As at March 31, 2021	As at March 31, 2020
<b>Working capital loans from banks (secured)</b>		
<b>Primary security</b>		
Current assets		
Financial assets	5,094.71	6,388.39
Non financial assets	4,877.50	5,375.26
<b>Collateral security</b>		
non-current assets		
Non financial assets	19,440.05	17,320.59
<b>Towards current borrowings</b>	<b>29,412.26</b>	<b>29,084.24</b>
<b>Non-current borrowings from banks (secured)</b>		
<b>Primary security</b>		
Non-current assets		
Non financial assets	18,906.67	1,302.61
Financial assets	533.38	-
<b>Collateral security</b>		
Current assets		
Financial assets	5,094.71	6,388.39
Non financial assets	4,877.50	5,375.26
<b>Towards non-current borrowings</b>	<b>29,412.26</b>	<b>13,066.26</b>

### Note 42: Utilisation of fund raised through Qualified Institutional Placement & Preferential Issue

During the year ended March 31, 2021 the company has raised ₹ Nil (2020: ₹ Nil) primarily for business expansion, working capital purposes and any other purposes as may be permissible under applicable law.

Utilisation of funds	As at March 31, 2021	As at March 31, 2020
Business expansion & Working capital utilisation	-	1,660.65

**Note 43:** Previous year figures have been regrouped /reclassified to conform to current year classification.

#### As per our report of even date

##### For MAJETI & CO.

Chartered Accountants  
Firm's registration number: 0159755

##### Kiran Kumar Majeti

Partner  
Membership number: 220354  
Secunderabad  
June 28, 2021

**P. Srihari**  
Chief Financial Officer

**K. Jhansi Laxmi**  
Company Secretary

#### For and on behalf of the Board

**Dr. A.N. Gupta**  
Chairman and Managing Director  
DIN: 00053985

**T.V. Chowdary**  
Deputy Managing Director  
DIN: 00054220

# INDEPENDENT AUDITOR'S REPORT

## To The Members of PREMIER EXPLOSIVES LIMITED

### Report on the Audit of the Consolidated Financial Statements

#### Opinion

We have audited the accompanying consolidated financial statements of **PREMIER EXPLOSIVES LIMITED** ("the Holding Company") and its subsidiaries, (Holding Company and its subsidiaries together referred to as "the Group") which includes the Group's share of loss in its joint venture, which comprise the Consolidated Balance Sheet as at March 31, 2021, and the Consolidated Statement of Profit and Loss including Other Comprehensive Income, the Consolidated Statement of Cash Flows and the Consolidated Statement of Changes in Equity for the year then ended, and a summary of significant accounting policies and other explanatory information.

In our opinion and to the best of our information and according to the explanations given to us, and based on the consideration of reports of the other auditors on separate financial statements of the subsidiaries and joint ventures referred to in the Other Matters section below, the aforesaid consolidated financial statements give the information required by the Companies Act, 2013 ("the Act") in the manner so required and give a true and fair view in conformity with the Indian Accounting Standards prescribed under section 133 of the Act read with the Companies (Indian Accounting Standards) Rules, 2015, as amended ('Ind AS'), and other accounting principles generally accepted in India, of the consolidated state of affairs of the Group as at March 31, 2021, and their consolidated loss, their consolidated total comprehensive income, their consolidated cash flows and their consolidated changes in equity for the year ended on that date.

#### Basis for Opinion

We conducted our audit of the consolidated financial statements in accordance with the Standards on Auditing (SAs) specified under section 143 (10) of the Act. Our responsibilities under those Standards are further described in the Auditor's Responsibility for the Audit of the Consolidated Financial Statements section of our report. We are independent of the Group, and joint venture in accordance with the Code of Ethics issued by the Institute of Chartered Accountants of India (ICAI) together with the ethical requirements that are relevant to our audit of the consolidated financial statements under the provisions of the Act and the Rules made thereunder, and we have fulfilled our other ethical responsibilities in accordance with these requirements and the ICAI's Code of Ethics. We believe that the audit evidence obtained by us and the audit evidence obtained by the other auditors in terms of their reports referred to in the sub-paragraphs (a) of the Other Matters section below, is sufficient and appropriate to provide a basis for our audit opinion on the consolidated financial statements.

#### Key Audit Matters

Key audit matters are those matters that, in our professional judgment, were of most significance in our audit of the consolidated financial statements of the current period. These matters were addressed in the context of our audit of the consolidated financial statements as a whole, and in forming our opinion thereon, and we do not provide a separate opinion on these matters. We have determined the matters described below to be the key audit matters to be communicated in our report.

S. No	Key Audit Matter (Standalone)	Auditor's Response
1	<p><b>Fair value assessment of trade receivables</b></p> <p>Trade receivables comprise a significant portion of the liquid assets of the Company.</p> <p>As indicated in Note 32(A) to the consolidated financial statements, 28.64% of the trade receivables of the parent are past due more than 90 days.</p> <p>The most significant portion of the trade receivables over 90 days comprises of Public Sector companies and Government organisations which are within their historic payment patterns. Company applies the simplified approach and recognises Expected credit loss (ECL) for trade receivable balances (refer standalone Note No 32(A)). Trade receivables have been assessed on a collective basis as they possess shared credit risk characteristics, by grouping days past due of customers. Accordingly, the estimation of the Expected Credit Losses allowances on trade receivables outstanding as at year end is a significant judgement area, hence considered as a key audit matter.</p> <p>(Standalone Trade receivables outstanding as at March 31, 2021 – ₹ 4202.86 lakhs – which is near to 82.5% of total financial assets)</p>	<p><b>Principal audit procedures performed:</b></p> <p>We have Performed Audit confirmation procedures and due to non-response of the same, we performed alternative procedures as below to assess the validity outstanding receivables.</p> <ul style="list-style-type: none"> <li>We verified payments received subsequent to year-end against the outstanding amounts as on March 31, 2021.</li> <li>Verified client source documentation to provide evidence for the existence assertion of the receivables.</li> <li>Performed Analytical procedures for revenue recognised to find out unusual patterns in sales to identify potentially impaired balances.</li> <li>Enquiries with respective Marketing managers and with those charged with governance about long outstanding customer balances.</li> </ul> <p>The assessment of the appropriateness of the ECL allowance for trade receivables comprised of audit procedures including:</p> <ol style="list-style-type: none"> <li>We assessed management's ECL impairment model consistent with the requirements of IND AS 109;</li> <li>We tested the mathematical accuracy of Management's ECL impairment model;</li> <li>We agreed the data utilised in Management's ECL impairment model at March 31, 2021 to receivables aging report, calculations and other audited information;</li> <li>We challenged assumptions and judgements made by Management through discussion, comparison to data and our knowledge of the operations as gained through our audit in determining future expected loss rates.</li> </ol>

### **Information Other than the Financial Statements and Auditor's Report Thereon**

- The Holding Company's Board of Directors is responsible for the other information. The other information comprises the information included in the Directors report including annexures to directors' report Corporate governance and Management discussion and analysis (MD & A), but does not include the consolidated financial statements, standalone financial statements and our auditor's report thereon. These reports containing other information is expected to be made available to us after the date of this auditor's report.
- Our opinion on the consolidated financial statements does not cover the other information and we do not express any form of assurance conclusion thereon.
- In connection with our audit of the consolidated financial statements, our responsibility is to read the other information when it becomes available, compare with the financial statements of the subsidiaries and joint venture audited by the other auditors, to the extent it relates to these entities and, in doing so, place reliance on the work of the other auditors and consider whether the other information is materially inconsistent with the consolidated financial statements or our knowledge obtained during the course of our audit or otherwise appears to be materially misstated. Other information so far as it relates to the subsidiaries and joint venture is traced from their financial statements audited by the other auditors.
- When we read the Directors report including annexures to directors report, Corporate governance and Management discussion and analysis (MD & A), if we conclude that there is a material misstatement therein, we are required to communicate the matter to those charged with governance as required under SA 720 'The Auditor's responsibilities Relating to Other Information'.

### **Responsibilities of Management and Those Charged with Governance for the Consolidated Financial Statements**

The Holding Company's Board of Directors is responsible for the matters stated in section 134(5) of the Act with respect to the preparation and presentation of these consolidated financial statements that give a true and fair view of the consolidated financial position, consolidated financial performance including other comprehensive income, consolidated cash flows and consolidated changes in equity of the Group including its joint venture in accordance with the Ind AS and other accounting principles generally accepted in India. The respective Board of Directors of the companies included in the Group and of its joint venture are responsible for maintenance of adequate accounting records in accordance with the provisions of the Act for safeguarding the assets of the Group and its joint venture and for preventing and detecting frauds and other irregularities; selection and application of appropriate accounting policies; making judgments and estimates that are reasonable and prudent; and design, implementation and maintenance of adequate internal financial controls, that were operating effectively for ensuring the accuracy and completeness of the accounting records, relevant to the preparation and presentation of the financial statements that give a true and fair view and are free from material misstatement, whether due to fraud or error, which have been used for the purpose of

preparation of the consolidated financial statements by the Directors of the Holding Company, as aforesaid.

In preparing the consolidated financial statements, the respective Board of Directors of the companies included in the Group and of its joint ventures are responsible for assessing the ability of the respective entities to continue as a going concern, disclosing, as applicable, matters related to going concern and using the going concern basis of accounting unless the respective Board of Directors either intends to liquidate their respective entities or to cease operations, or has no realistic alternative but to do so.

The respective Board of Directors of the companies included in the Group and of its joint venture are also responsible for overseeing the financial reporting process of the Group and of its joint venture.

### **Auditor's Responsibility for the Audit of the Consolidated Financial Statements**

Our objectives are to obtain reasonable assurance about whether the consolidated financial statements as a whole are free from material misstatement, whether due to fraud or error, and to issue an auditor's report that includes our opinion. Reasonable assurance is a high level of assurance, but is not a guarantee that an audit conducted in accordance with SAs will always detect a material misstatement when it exists. Misstatements can arise from fraud or error and are considered material if, individually or in the aggregate, they could reasonably be expected to influence the economic decisions of users taken on the basis of these consolidated financial statements.

As part of an audit in accordance with SAs, we exercise professional judgment and maintain professional skepticism throughout the audit. We also:

- Identify and assess the risks of material misstatement of the consolidated financial statements, whether due to fraud or error, design and perform audit procedures responsive to those risks, and obtain audit evidence that is sufficient and appropriate to provide a basis for our opinion. The risk of not detecting a material misstatement resulting from fraud is higher than for one resulting from error, as fraud may involve collusion, forgery, intentional omissions, misrepresentations, or the override of internal control.
- Obtain an understanding of internal financial control relevant to the audit in order to design audit procedures that are appropriate in the circumstances. Under section 143(3)(i) of the Act, we are also responsible for expressing our opinion on whether the Parent/ Holding Company has adequate internal financial controls system in place and the operating effectiveness of such controls.
- Evaluate the appropriateness of accounting policies used and the reasonableness of accounting estimates and related disclosures made by the management.
- Conclude on the appropriateness of management's use of the going concern basis of accounting and, based on the audit evidence obtained, whether a material uncertainty exists related to events or conditions that may cast significant doubt on the ability of the Group and its joint venture to continue as a going concern. If we conclude that a material uncertainty exists, we are required to draw attention in our auditor's report to the related disclosures in the consolidated financial statements

or, if such disclosures are inadequate, to modify our opinion. Our conclusions are based on the audit evidence obtained up to the date of our auditor's report. However, future events or conditions may cause the Group and its joint venture to cease to continue as a going concern.

- Evaluate the overall presentation, structure and content of the consolidated financial statements, including the disclosures, and whether the consolidated financial statements represent the underlying transactions and events in a manner that achieves fair presentation.
- Obtain sufficient appropriate audit evidence regarding the financial information of the entities or business activities within the Group and its joint venture to express an opinion on the consolidated financial statements. We are responsible for the direction, supervision and performance of the audit of the financial statements of such entities or business activities included in the consolidated financial statements of which we are the independent auditors. For the entities or business activities included in the consolidated financial statements, which have been audited by the other auditors, such other auditors remain responsible for the direction, supervision and performance of the audits carried out by them. We remain solely responsible for our audit opinion.

Materiality is the magnitude of misstatements in the consolidated financial statements that, individually or in aggregate, makes it probable that the economic decisions of a reasonably knowledgeable user of the consolidated financial statements may be influenced. We consider quantitative materiality and qualitative factors in (i) planning the scope of our audit work and in evaluating the results of our work; and (ii) to evaluate the effect of any identified misstatements in the consolidated financial statements.

We communicate with those charged with governance of the Holding Company and such other entities included in the consolidated financial statements of which we are the independent auditors regarding, among other matters, the planned scope and timing of the audit and significant audit findings, including any significant deficiencies in internal control that we identify during our audit.

We also provide those charged with governance with a statement that we have complied with relevant ethical requirements regarding independence, and to communicate with them all relationships and other matters that may reasonably be thought to bear on our independence, and where applicable, related safeguards.

From the matters communicated with those charged with governance, we determine those matters that were of most significance in the audit of the consolidated financial statements of the current period and are therefore the key audit matters. We describe these matters in our auditor's report unless law or regulation precludes public disclosure about the matter or when, in extremely rare circumstances, we determine that a matter should not be communicated in our report because the adverse consequences of doing so would reasonably be expected to outweigh the public interest benefits of such communication.

#### Other Matters

- (a) We did not audit the financial statements two subsidiaries whose financial statements reflect total assets of ₹ 839.85 Lakhs as at

March 31, 2021, total revenues of ₹ 64.34 and net cash outflows amounting to ₹ 8.08 Lakhs for the year ended on that date, as considered in the consolidated financial statements. The consolidated financial statements also include the Group's share of net loss of ₹ Nil lakhs for the year ended March 31, 2021, as considered in the consolidated financial statements in respect of One joint venture whose financial statements have not been audited by us. These financial statements have been audited by other auditors whose reports have been furnished to us by the Management and our opinion on the consolidated financial statements, in so far as it relates to the amounts and disclosures included in respect of these subsidiaries and joint venture, and our report in terms of subsection (3) of Section 143 of the Act, in so far as it relates to the aforesaid subsidiaries and joint venture is based solely on the reports of the other auditors.

- (b) One of the Subsidiary incurred a net loss of before tax of ₹ 24.83 Lakhs during the year ended 31<sup>st</sup> March 2021 and the subsidiary company has accumulated loss of ₹ 162.47 lakhs before considering Revaluation reserve of ₹ 175.94 Lakhs as at March 31, 2021 and terminated all the employees in the month of January, 2021. The events or conditions indicate that a material uncertainty exists that may cast significant doubt on the subsidiary company's ability to continue as a going concern. The auditors of subsidiary have referred this matter in the "Material Uncertainty related to Going Concern" paragraph in their audit report

Our opinion on the consolidated financial statements above and our report on Other Legal and Regulatory Requirements below, is not modified in respect of the above matters with respect to our reliance on the work done and the reports of the other auditors.

#### Report on Other Legal and Regulatory Requirements

1. As required by Section 143(3) of the Act, based on our audit and on the consideration of the reports of other auditors on the separate financial statements of the subsidiaries and joint venture referred to in the Other Matters section above we report, to the extent applicable that:
  - a) We have sought and obtained all the information and explanations which to the best of our knowledge and belief were necessary for the purposes of our audit of the aforesaid consolidated financial statements.
  - b) In our opinion, proper books of account as required by law relating to preparation of the aforesaid consolidated financial statements have been kept so far as it appears from our examination of those books, returns and the reports of the other auditors.
  - c) The Consolidated Balance Sheet, the Consolidated Statement of Profit and Loss including Other Comprehensive Income, the Consolidated Statement of Cash Flows and the Consolidated Statement of Changes in Equity dealt with by this Report are in agreement with the relevant books of account maintained for the purpose of preparation of the consolidated financial statements.
  - d) In our opinion, the aforesaid consolidated financial statements comply with the Ind AS specified under Section 133 of the Act.

- e) On the basis of the written representations received from the directors of the Holding Company as on March 31, 2021 taken on record by the Board of Directors of the Company and the reports of the statutory auditors of its subsidiary companies and joint venture, none of the directors of the Group companies, joint venture company is disqualified as on March 31, 2021 from being appointed as a director in terms of Section 164 (2) of the Act.
- f) With respect to the adequacy of the internal financial controls over financial reporting and the operating effectiveness of such controls, refer to our separate Report in "Annexure A" which is based on the auditors' reports of the Holding company and one of the subsidiary company. Our report expresses an unmodified opinion on the adequacy and operating effectiveness of internal financial controls over financial reporting of those companies.
- With respect to one joint venture and one subsidiary company, exemption available for reporting under section 143(3)(i) of the Act, in terms of the notification no. G.S.R. 583(E) dated 13 June 2017 issued by the Ministry of Corporate Affairs, Government of India, read with general circular No. 08/2017 dated 25 July 2017.
- g) With respect to the other matters to be included in the Auditor's Report in accordance with the requirements of section 197(16) of the Act, as amended,
- In our opinion and to the best of our information and according to the explanations given to us, the remuneration paid by the Holding Company to its directors during the year is in accordance with the provisions of section 197 of the Act.
- h) With respect to the other matters to be included in the Auditor's Report in accordance with Rule 11 of the Companies (Audit and Auditors) Rules, 2014, as amended in our opinion and to the best of our information and according to the explanations given to us:
- i) The consolidated financial statements disclose the impact of pending litigations on the consolidated financial position of the Group, and joint venture (Refer Note no 33 to the consolidated Financial statements).
  - ii) Provision has been made in the consolidated financial statements, as required under the applicable law or accounting standards, for material foreseeable losses, if any, on long-term contracts, Group and joint venture does not have any derivative contracts.
  - iii) There has been no delay in transferring amounts, required to be transferred, to the Investor Education and Protection Fund by the Holding Company and its subsidiary companies and joint venture company.

**For MAJETI & CO**

Chartered Accountants  
Firm's Registration No: 015975S

**Kiran Kumar Majeti**

Partner

Place: Hyderabad  
Date: June 28, 2021

Membership No: 220354  
UDIN No: 21220354AAAABM2438



# ANNEXURE “A” TO THE INDEPENDENT AUDITOR’S REPORT

**(Referred to in paragraph 1(f) under ‘Report on Other Legal and Regulatory Requirements section of our report of even date)**

## **Report on the Internal Financial Controls Over Financial Reporting under Clause (i) of Sub-section 3 of Section 143 of the Companies Act, 2013 (“the Act”)**

In conjunction with our audit of the consolidated financial statements of the Company as of and for the year ended March 31, 2021, we have audited the internal financial controls over financial reporting of **PREMIER EXPLOSIVES LIMITED** (hereinafter referred to as “the Holding Company”) and its subsidiary companies and joint venture, which are companies incorporated in India, as of that date.

### **Management’s Responsibility for Internal Financial Controls**

The respective Board of Directors of the Holding company, its subsidiary companies, and its joint venture, which are companies incorporated in India, are responsible for establishing and maintaining internal financial controls based on “the internal control over financial reporting criteria established by the respective Companies considering the essential components of internal control stated in the Guidance Note on Audit of Internal Financial Controls Over Financial Reporting issued by the Institute of Chartered Accountants of India (ICAI)”. These responsibilities include the design, implementation and maintenance of adequate internal financial controls that were operating effectively for ensuring the orderly and efficient conduct of its business, including adherence to the respective company’s policies, the safeguarding of its assets, the prevention and detection of frauds and errors, the accuracy and completeness of the accounting records, and the timely preparation of reliable financial information, as required under the Companies Act, 2013.

### **Auditor’s Responsibility**

Our responsibility is to express an opinion on the internal financial controls over financial reporting of the Holding Company, its subsidiary companies and joint venture, which are companies incorporated in India, based on our audit. We conducted our audit in accordance with the Guidance Note on Audit of Internal Financial Controls Over Financial Reporting (the “Guidance Note”) issued by the Institute of Chartered Accountants of India and the Standards on Auditing, prescribed under Section 143(10) of the Companies Act, 2013, to the extent applicable to an audit of internal financial controls. Those Standards and the Guidance Note require that we comply with ethical requirements and plan and perform the audit to obtain reasonable assurance about whether adequate internal financial controls over financial reporting was established and maintained and if such controls operated effectively in all material respects.

Our audit involves performing procedures to obtain audit evidence about the adequacy of the internal financial controls system over financial reporting and their operating effectiveness. Our audit of internal financial controls over financial reporting included obtaining an understanding of internal financial controls over financial reporting, assessing the risk that a material weakness exists, and testing and evaluating the design and operating effectiveness of internal control based on the assessed risk. The procedures selected depend on the auditor’s judgement, including the assessment of the

risks of material misstatement of the financial statements, whether due to fraud or error.

We believe that the audit evidence we have obtained and the audit evidence obtained by other auditors of the subsidiary companies and joint venture, which are companies incorporated in India, in terms of their reports referred to in the Other Matters paragraph below, is sufficient and appropriate to provide a basis for our audit opinion on the internal financial controls system over financial reporting of the Holding Company, its subsidiary companies and joint venture, which are companies incorporated in India.

### **Meaning of Internal Financial Controls Over Financial Reporting**

A company’s internal financial control over financial reporting is a process designed to provide reasonable assurance regarding the reliability of financial reporting and the preparation of financial statements for external purposes in accordance with generally accepted accounting principles. A company’s internal financial control over financial reporting includes those policies and procedures that (1) pertain to the maintenance of records that, in reasonable detail, accurately and fairly reflect the transactions and dispositions of the assets of the company; (2) provide reasonable assurance that transactions are recorded as necessary to permit preparation of financial statements in accordance with generally accepted accounting principles, and that receipts and expenditures of the company are being made only in accordance with authorisations of management and directors of the company; and (3) provide reasonable assurance regarding prevention or timely detection of unauthorised acquisition, use, or disposition of the company’s assets that could have a material effect on the financial statements.

### **Inherent Limitations of Internal Financial Controls Over Financial Reporting**

Because of the inherent limitations of internal financial controls over financial reporting, including the possibility of collusion or improper management override of controls, material misstatements due to error or fraud may occur and not be detected. Also, projections of any evaluation of the internal financial controls over financial reporting to future periods are subject to the risk that the internal financial control over financial reporting may become inadequate because of changes in conditions, or that the degree of compliance with the policies or procedures may deteriorate.

### **Opinion**

In our opinion to the best of our information and according to the explanations given to us and based on the consideration of the reports of the other auditors referred to in the Other Matters paragraph below, the Holding Company and its subsidiary company have in all material respects, an adequate internal financial controls system over financial reporting and such internal financial controls over financial reporting were operating effectively as at March 31, 2021, based on “the criteria for internal financial control over financial reporting established by the respective companies considering the essential components of internal control stated in the Guidance Note on Audit of Internal Financial Controls Over Financial Reporting issued by the Institute of Chartered Accountants of India”.

**Other Matters**

Our aforesaid report under Section 143(3)(i) of the Act on the adequacy and operating effectiveness of the internal financial controls over financial reporting in so far as it relates to one subsidiary company incorporated in India, is based solely on the corresponding report of the auditors of such company incorporated in India.

Our opinion is not modified in respect of the above matters.

**For MAJETI & CO**

Chartered Accountants  
Firm's Registration No: 015975S

**Kiran Kumar Majeti**

Partner

Place: Hyderabad  
Date: June 28, 2021

Membership No: 220354  
UDIN No: 21220354AAAABM2438



# CONSOLIDATED BALANCE SHEET

as at March 31, 2021

(All amounts in INR lakhs, unless otherwise stated)

Particulars	Note	As at March 31, 2021	As at March 31, 2020
<b>ASSETS</b>			
<b>I Non-current assets</b>			
(a) Property, plant and equipment	3(a)	17,670.85	11,052.77
(b) Capital work-in-progress	3(a)	175.65	6,169.62
(c) Right-of-use asset	3(b)	76.93	77.74
(d) Investment property	4	8.02	8.02
(e) Intangible assets	5	653.38	450.46
(f) Investments accounted through equity method	6	-	-
(g) Income tax asset	8	230.92	159.73
(h) Other non-current assets	9	521.04	874.61
<b>Total Non-current assets</b>		<b>19,336.79</b>	<b>18,792.95</b>
<b>II Current assets</b>			
(a) Inventories	10	3,672.07	4,201.63
(b) Financial assets			
(i) Trade receivables	11	4,309.80	4,777.27
(ii) Cash and cash equivalents	12	92.28	200.57
(iii) Bank balances other than (ii) above	13	532.07	1,387.84
(iii) Unbilled Receivable	7	269.59	153.58
(c) Other current assets	9	1,213.15	1,201.41
(d) Current tax asset		5.90	-
<b>Total Current assets</b>		<b>10,094.86</b>	<b>11,922.30</b>
<b>TOTAL ASSETS</b>		<b>29,431.65</b>	<b>30,715.25</b>
<b>EQUITY AND LIABILITIES</b>			
<b>III Equity</b>			
(a) Equity share capital	14	1,075.22	1,075.22
(b) Other equity		17,402.93	18,565.97
<b>Equity attributable to equity share holders of parent</b>		<b>18,478.15</b>	<b>19,641.19</b>
Non controlling interest		127.43	131.52
<b>Total Equity</b>		<b>18,605.58</b>	<b>19,772.71</b>
<b>IV Non-current liabilities</b>			
(a) Financial liabilities			
(i) Borrowings	15	1,022.40	391.77
(ii) Other financial liabilities	16	9.15	14.55
(b) Provisions	17	510.29	398.72
(c) Deferred tax liabilities (net)	18	516.86	931.49
(d) Other non-current liabilities	19	3.12	4.03
<b>Total Non-current liabilities</b>		<b>2,061.82</b>	<b>1,740.56</b>
<b>V Current liabilities</b>			
(a) Financial liabilities			
(i) Borrowings	15	4,480.69	5,118.47
(ii) Trade payables:			
- dues to micro and small enterprises		17.20	1.70
- dues to others (Refer note: 36)		1,672.43	1,889.03
(iii) Other financial liabilities	16	1,746.80	1,326.84
(b) Other current liabilities	19	624.69	687.86
(c) Provisions	17	209.54	142.68
(d) Current tax liabilities (net)	20	12.90	35.40
<b>Total current liabilities</b>		<b>8,764.25</b>	<b>9,201.98</b>
<b>Total liabilities</b>		<b>10,826.07</b>	<b>10,942.54</b>
<b>TOTAL EQUITY AND LIABILITIES</b>		<b>29,431.65</b>	<b>30,715.25</b>

The accompanying notes are an integral part of the financial statements

As per our report of even date

For MAJETI &amp; CO.

Chartered Accountants

Firm's registration number: 0159755

Kiran Kumar Majeti

Partner

Membership number: 220354

Secunderabad

June 28, 2021

P. Srihari

Chief Financial Officer

K. Jhansi Laxmi

Company Secretary

For and on behalf of the Board

Dr. A.N. Gupta

Chairman and Managing Director

DIN: 00053985

T.V. Chowdary

Deputy Managing Director

DIN: 00054220

# CONSOLIDATED STATEMENT OF PROFIT AND LOSS

## for the year ended March 31, 2021

(All amounts in INR lakhs, unless otherwise stated)

Particulars	Note	For the year ended March 31, 2021	For the year ended March 31, 2020
<b>I</b> Revenue from operations	21	15,220.30	16,452.09
<b>II</b> Other income	22	93.46	146.18
<b>III Total revenue (I+II)</b>		<b>15,313.76</b>	<b>16,598.27</b>
<b>IV Expenses</b>			
Cost of materials consumed	23	6,986.73	9,574.15
Purchases of stock in trade		322.89	267.37
Changes in inventories of finished goods, work-in-progress and scrap	24	51.25	(1,328.27)
Employee benefits expense	25	4,765.03	5,026.49
Finance costs	26	704.96	574.66
Depreciation and amortization expense	27	627.30	527.32
Research and development expenses	28	69.21	91.23
Other expenses	29	2,393.08	3,366.72
<b>Total expenses (IV)</b>		<b>15,920.45</b>	<b>18,099.67</b>
<b>V Profit/(Loss) before tax and before share of (loss) of investments accounted through equity method and Exceptional Item (III-IV)</b>		<b>(606.69)</b>	<b>(1,501.40)</b>
<b>VI Share of (loss) from joint venture accounted through equity method</b>		<b>-</b>	<b>(0.13)</b>
<b>VII Profit/(Loss) before tax and Exceptional Item (V-VI)</b>		<b>(606.69)</b>	<b>(1,501.53)</b>
<b>VIII Exceptional Item</b>			
Voluntary Retirement expenses		908.01	-
<b>IX (Loss) before tax and after Exceptional Item (VII-VIII)</b>		<b>(1,514.70)</b>	<b>(1,501.53)</b>
<b>X Tax expense</b>			
Current tax	30	(31.86)	1.16
Deferred tax	30	(387.11)	(500.18)
<b>Total tax expense</b>		<b>(418.97)</b>	<b>(499.02)</b>
<b>XI (Loss) for the year (IX - X)</b>		<b>(1,095.73)</b>	<b>(1,002.51)</b>
<b>XII Other comprehensive income</b>			
<b>(A) Items that will not be reclassified to profit or loss</b>			
Remeasurements of post-employment benefit obligations		(98.92)	19.81
Income tax relating to above		27.52	(5.60)
<b>Other comprehensive income after tax for the year (XII)</b>		<b>(71.40)</b>	<b>14.21</b>
<b>XIII Total comprehensive income for the year (XI + XII)</b>		<b>(1,167.13)</b>	<b>(988.30)</b>
<b>(Loss) attributable to :</b>			
(a) Owners of Premier Explosives Limited		(1,091.64)	(992.96)
(b) Non-controlling interest		(4.09)	(9.55)
		<b>(1,095.73)</b>	<b>(1,002.51)</b>
<b>Other comprehensive income</b>			
(a) Owners of Premier Explosives Limited		(71.40)	14.27
(b) Non-controlling interest		-	(0.06)
		<b>(71.40)</b>	<b>14.21</b>
<b>Total comprehensive income for the year</b>			
(a) Owners of Premier Explosives Limited		(1,163.04)	(978.69)
(b) Non-controlling interest		(4.09)	(9.61)
		<b>(1,167.13)</b>	<b>(988.30)</b>
<b>(Loss) per share (par value of ₹10 each)</b>			
Basic		(10.19)	(9.32)
Diluted		(10.19)	(9.32)

The accompanying notes are an integral part of the financial statements

As per our report of even date

For MAJETI & CO.

Chartered Accountants

Firm's registration number: 0159755

Kiran Kumar Majeti

Partner

Membership number: 220354

Secunderabad

June 28, 2021

P. Srihari  
Chief Financial Officer

K. Jhansi Laxmi  
Company Secretary

For and on behalf of the Board

Dr. A.N. Gupta  
Chairman and Managing Director  
DIN: 00053985

T.V. Chowdary  
Deputy Managing Director  
DIN: 00054220

# CONSOLIDATED CASH FLOW STATEMENT

## for the year ended March 31, 2021

(All amounts in INR lakhs, unless otherwise stated)

Particulars	For the year ended March 31, 2021	For the year ended March 31, 2020
<b>A Cash flow from operating activities</b>		
(Loss) before tax	(1,514.70)	(1,501.53)
Adjustments for:		
Depreciation and amortisation expense	627.30	527.32
Unrealised foreign exchange gain(net)	(0.65)	(14.17)
Expected credit loss	60.00	40.00
Bad debts written off	283.70	637.50
Voluntary Retirement expenses	908.01	-
Interest income	(40.47)	(126.11)
Finance costs	704.96	574.66
Deferred government grant income	(0.91)	(0.91)
(Profit) on sale of Property, Plant and Equipment	(0.89)	(15.05)
<b>Operating cash flow before working capital changes</b>	<b>1,026.35</b>	<b>121.71</b>
<b>Adjustments for</b>		
Trade receivables, financial assets and other assets	94.93	423.03
Inventories	529.56	(809.72)
Trade payables, other liabilities and provisions	(610.85)	(175.06)
<b>Cash generated from operating activities</b>	<b>1,040.00</b>	<b>(440.04)</b>
Income tax paid	(45.24)	(200.17)
<b>Net cash generated from operating activities</b>	<b>994.76</b>	<b>(640.21)</b>
<b>B Cash flows from investing activities</b>		
Payments for property, plant and equipment, intangible assets and capital work-in-progress	(1,295.71)	(2,944.81)
Proceeds from disposal /sale of property, plant and equipment	2.59	15.99
Redemption in bank deposits (having original maturity of more than three months) (Net)	801.98	1,305.30
Interest received	91.64	177.28
<b>Net cash inflow / (outflow) from investing activities (B)</b>	<b>(399.50)</b>	<b>(1,446.24)</b>
<b>C Cash flows from financing activities</b>		
Proceeds/(repayment) of Long term borrowing (net)	672.30	(260.32)
Proceeds/(repayment) of short-term borrowings (net)	(637.78)	3,278.39
Interest paid	(738.72)	(635.81)
Dividend and dividend tax paid	-	(349.98)
<b>Net cash inflow / (outflow) from financing activities (C)</b>	<b>(704.20)</b>	<b>2,032.28</b>
<b>D Net increase (decrease) in cash and cash equivalents</b>	<b>(108.94)</b>	<b>(54.17)</b>
Exchange difference on translation of foreign currency cash and cash equivalents	0.65	14.17
Cash and cash equivalents at the beginning of the year	200.57	240.57
<b>E Cash and cash equivalents at end of the year</b>	<b>92.28</b>	<b>200.57</b>
<b>F Reconciliation of cash and cash equivalents as per cash flow statement:</b>		
Cash and cash equivalents as per above comprise of the following:		
Cash and cash equivalents (Refer note: 12)	92.28	200.57
<b>Balance as per statement of cash flows</b>	<b>92.28</b>	<b>200.57</b>

The accompanying notes are an integral part of the financial statements

- The Cash flow statement has been prepared under the indirect method as set out in Ind AS 7 "Statement of Cash Flows".
- Previous year figures have been regrouped /reclassified to conform to current year classification.
- Taxes paid are treated as arising from operating activities and are not bifurcated between investing and financing activities.

As per our report of even date

For MAJETI & CO.

Chartered Accountants

Firm's registration number: 0159755

Kiran Kumar Majeti

Partner

Membership number: 220354

Secunderabad

June 28, 2021

P. Srihari

Chief Financial Officer

K. Jhansi Laxmi

Company Secretary

For and on behalf of the Board

Dr. A.N. Gupta

Chairman and Managing Director

DIN: 00053985

T.V. Chowdary

Deputy Managing Director

DIN: 00054220

# CONSOLIDATED STATEMENT OF CHANGES IN EQUITY

## for the year ended March 31, 2021

(All amounts in INR lakhs, unless otherwise stated)

<b>A Equity share capital</b>								
Issued, subscribed and paid up equity shares of ₹10/- each	Note No.		No of Shares		Amount			
As at April 01, 2019			1,07,52,239		1,075.22			
Change during the year			-		-			
<b>As at March 31, 2020</b>			<b>1,07,52,239</b>		<b>1,075.22</b>			
Change during the year			-		-			
<b>As at March 31, 2021</b>	<b>14</b>		<b>1,07,52,239</b>		<b>1,075.22</b>			

<b>B Other Equity</b>								
	Attributable to Equity holders of Parent					Total other equity	Non-controlling interest	Total
	Reserves & surplus				Other comprehensive income			
	Capital reserve	Securities premium	General reserve	Retained earnings	Actuarial (gains) / losses			
<b>Balance as at April 1, 2019</b>	<b>21.34</b>	<b>7,724.08</b>	<b>1,701.20</b>	<b>10,671.18</b>	<b>(223.16)</b>	<b>19,894.64</b>	<b>141.13</b>	<b>20,035.77</b>
(Loss) for the year	-	-	-	(992.96)	-	(992.96)	(9.55)	(1,002.51)
Remeasurements of defined benefit plan, net of income tax	-	-	-	-	14.27	14.27	(0.06)	14.21
<b>Total comprehensive income for the year</b>	<b>-</b>	<b>-</b>	<b>-</b>	<b>(992.96)</b>	<b>14.27</b>	<b>(978.69)</b>	<b>(9.61)</b>	<b>(988.30)</b>
<b>Transactions with owners in their capacity as owners</b>								
Dividend (including tax on dividend)	-	-	-	(349.98)	-	(349.98)	-	(349.98)
	-	-	-	(1,342.94)	14.27	(1,328.67)	(9.61)	(1,338.28)
<b>Balance as at March 31, 2020</b>	<b>21.34</b>	<b>7,724.08</b>	<b>1,701.20</b>	<b>9,328.24</b>	<b>(208.89)</b>	<b>18,565.97</b>	<b>131.52</b>	<b>18,697.49</b>
<b>Balance as at April 1, 2020</b>	<b>21.34</b>	<b>7,724.08</b>	<b>1,701.20</b>	<b>9,328.24</b>	<b>(208.89)</b>	<b>18,565.97</b>	<b>131.52</b>	<b>18,697.49</b>
(Loss) for the year	-	-	-	(1,091.64)	-	(1,091.64)	(4.09)	(1,095.73)
Remeasurements of defined benefit plan, net of income tax	-	-	-	-	(71.40)	(71.40)	-	(71.40)
<b>Total comprehensive income for the year</b>	<b>-</b>	<b>-</b>	<b>-</b>	<b>(1,091.64)</b>	<b>(71.40)</b>	<b>(1,163.04)</b>	<b>(4.09)</b>	<b>(1,167.13)</b>
<b>Transactions with owners in their capacity as owners</b>								
Dividend (including tax on dividend)	-	-	-	-	-	-	-	-
	-	-	-	(1,091.64)	(71.40)	(1,163.04)	(4.09)	(1,167.13)
<b>Balance as at March 31, 2021</b>	<b>21.34</b>	<b>7,724.08</b>	<b>1,701.20</b>	<b>8,236.60</b>	<b>(280.29)</b>	<b>17,402.93</b>	<b>127.43</b>	<b>17,530.36</b>

The accompanying notes are an integral part of the financial statements

**Nature and purpose of reserves****(i) Capital reserve**

Capital reserve represents share application money received from allottees and forfeiture due to non payment of remaining call money within due date as per terms of issue.

**(ii) Securities premium reserve**

Securities premium reserve is used to record the premium on issue of shares. The reserve is utilised in accordance with the provisions of the Companies Act, 2013.

**(iii) General reserve**

General reserve is used for strengthening the financial position and meeting future contingencies and losses.

**(iv) Retained earnings**

This reserve represents the cumulative profits of the group. It includes land revaluation amount of ₹ 5,746.53 lakhs on Ind AS transition date (i.e. April 01, 2016) which will not be available for declaration of dividend as per Companies (Declaration and payment of Dividend) Rules, 2014.

**As per our report of even date****For MAJETI & CO.**

Chartered Accountants  
Firm's registration number: 015975S

**Kiran Kumar Majeti**

Partner  
Membership number: 220354  
Secunderabad  
June 28, 2021

**P. Srihari**

Chief Financial Officer

**K. Jhansi Laxmi**

Company Secretary

**For and on behalf of the Board****Dr. A.N. Gupta**

Chairman and Managing Director  
DIN: 00053985

**T.V. Chowdary**

Deputy Managing Director  
DIN: 00054220

# NOTES TO CONSOLIDATED FINANCIAL STATEMENTS

(All amounts in INR lakhs, unless otherwise stated)

## 1. Background

- 1.1 Premier Explosives Limited (PEL), (the 'company') is a public limited company incorporated in the year 1980 under the provisions of erstwhile Companies Act, 1956 having its registered office at Secunderabad in the state of Telangana, India. The equity shares of the company are listed with two stock exchanges in India viz., BSE Limited, Mumbai and the National Stock Exchange of India Limited, Mumbai.
- 1.2 The company is engaged in manufacture of high energy materials like bulk explosives, packaged explosives, detonators, detonating fuse, solid propellants, pyrogen igniters, pyro devices, etc., having applications in mining, infrastructure, defence, space, homeland security and such other areas. The company also operates and maintains solid propellant plants of defence and space establishments.
- 1.3 The consolidated financial statements are approved for issue by the Company's Board of Directors on June 28, 2021.

## 2. Significant accounting policies

This note provides a list of the significant accounting policies adopted in the preparation of these consolidated financial statements. These policies have been consistently applied to all the years presented, unless otherwise stated.

### 2.1 Basis of preparation of financial statements

#### (i) Compliance with Ind AS

The consolidated financial statements comply in all material aspects with Indian Accounting Standards (Ind AS) notified under Section 133 of the Companies Act, 2013 (the Act) Companies (Indian Accounting Standards) Rules, 2015 and other relevant provisions of the Act.

#### (ii) Historical cost convention

The financial statements have been prepared as a going concern on accrual basis of accounting. The group has adopted historical cost basis for assets and liabilities except for certain items which have been measured on a different basis and such basis is disclosed in the relevant accounting policy.

#### (iii) Current and non-current classification

An asset is classified as current, if

- (i) It is expected to be realized or sold or consumed in the group's normal operating cycle;
- (ii) It is held primarily for the purpose of trading;
- (iii) It is expected to be realized within twelve months after the reporting period; or

- (iv) It is cash or a cash equivalent unless it is restricted from being exchanged or used to settle a liability for at least twelve months after the reporting period.

All other assets are classified as non-current.

A liability is classified as current, if

- (i) It is expected to be settled in normal operating cycle;
- (ii) It is held primarily for the purpose of trading;
- (iii) It is expected to be settled within twelve months after the reporting period;
- (iv) It has no unconditional right to defer the settlement of the liability for at least twelve months after the reporting period.

All other liabilities are classified as non-current.

All assets and liabilities have been classified as current or non-current as per group's operating cycle and other criteria set out in Schedule-III of the Companies Act, 2013. Based on the nature of business, the group has ascertained its operating cycle as 12 months for the purpose of current or non-current classification of assets and liabilities.

### 2.2 Segment reporting

Operating segments are reported in a manner consistent with the internal reporting provided to the chief operating decision maker, who is responsible for allocating resources and assessing performance of the operating segments. The Chairman and Managing Director has been identified as being the Chief Operating Decision Maker. The group is engaged in the business of "High Energy Materials" and has only one reportable segment in accordance with Ind AS 108 "Operating Segment".

### 2.3 Basis of consolidation

The consolidated financial statements comprise the financial statements of the parent and its subsidiaries as at March 31, 2021.

#### Subsidiaries

Subsidiaries are the entities (including structured entities) over which the group has control. The group controls an entity when the group is exposed to, or has rights to, variable returns from its involvement with the entity and has the ability to affect those returns through its power to direct the relevant activities of the entity.

Subsidiaries are fully consolidated from the date on which control is transferred to the group. They are deconsolidated from the date that control ceases.

## Joint venture

Interests in joint ventures are accounted for using the equity method (see below), after initially being recognised at cost in the consolidated balance sheet.

The financial statements of each of the subsidiaries and joint venture are used for the purpose of consolidation are drawn up to same reporting date as that of the Company, i.e., year ended on March 31.

## Equity method

Under the equity method of accounting, the investments are initially recognised at cost and adjusted thereafter to recognise the group's share of the post-acquisition profits or losses of the investee in profit and loss, and the group's share of other comprehensive income of the investee in other comprehensive income. Dividends received or receivable from joint ventures are recognised as a reduction in the carrying amount of the investment.

When the group's share of losses in an equity-accounted investment equals or exceeds its interest in the entity, the group does not recognise further losses, unless it has incurred obligations or made payments on behalf of the other entity.

## 2.4 Functional and presentation currency

### (i) Functional and presentation currency

Items included in the financial statements of each of the group's entities are measured using the currency of the primary economic environment in which the entity operates ('the functional currency'). The financial statements are presented in Indian rupee (INR), which is group's functional and presentation currency.

### (ii) Transactions and balances

Foreign currency transactions are translated into the functional currency using the exchange rates at the dates of the transactions. Foreign exchange gains and losses resulting from the settlement of such transactions and from the translation of monetary assets and liabilities denominated in foreign currencies at year end exchange rates are generally recognised in statement of profit and loss. Non-monetary items that are measured in terms of historical cost in a foreign currency, using the exchange rate at the date of the transaction. Non-monetary items that are measured at fair value in a foreign currency are translated using the exchange rates at the date when the fair value was determined. Translation differences on assets and liabilities carried at fair value are reported as part of the fair value gain or loss. For example, translation differences on non-monetary assets and liabilities such as equity instruments held at fair value through profit or loss are recognised in statement of profit and loss as part of the fair value gain or loss and translation differences on non-monetary assets such as equity investments classified as Fair value through other comprehensive income (FVOCI) are recognised in other comprehensive income.

## 2.5 Critical estimates and judgements

The preparation of consolidated financial statements requires the use of accounting estimates which, by definition, will seldom equal the actual results. Management also needs to exercise judgement in applying the group's accounting policies.

This note provides an overview of the areas that involved a higher degree of judgement or complexity, and of items which are more likely to be materially adjusted due to estimates and assumptions turning out to be different than those originally assessed. Detailed information about each of these estimates and judgements is included in relevant notes together with information about the basis of calculation for each affected line item in the consolidated financial statements.

The areas involving critical estimates or judgements are

- Estimation of current tax expense and payable
- Estimation of defined benefit obligation [ refer note: 25(a) (ii)]
- Estimation of expected credit loss on financial assets [ refer note: 32(A)]
- Estimation of useful life of fixed assets [ refer note: 2.7]
- Estimation of useful life of intangible asset [ refer note: 2.8]
- Estimation of uncertainties relating to the global health pandemic from COVID-19 (COVID-19) [ refer note: 32(d)]

Estimates and judgements are continually evaluated. They are based on historical experience and other Factors, including expectations of future events that may have the financial impact of the group and that are believed to be reasonable under the circumstances.

## 2.6 Revenue recognition

### Sale of Products - Recognition & Measurement

Revenue from the sale of products is recognised at the point in time when the products are delivered to the customer (as it considered as that customer has obtained the control / legal title has been transferred) as per the terms of the contract. Revenue is measured based on the transaction price, which is the consideration, adjusted for volume discounts, service level credits, performance bonuses, price concessions and incentives, if any, as specified in the contract with the customer. Revenue also excludes taxes collected from customers.

The Group's customers pay for products received in accordance with payment terms that are customary in the industry and do not have significant financing components.

For revenues disaggregated by geography and timing of recognition [refer note 21]

Liquidated damages and penalties are accounted as per the contract terms wherever there is a delay / default attributable to the Group and when there is a reasonable certainty with which the same can be estimated.



## **Sale of Services- Recognition & Measurement**

Revenue from operations and maintenance services are recognised on output basis measured by efforts expended, number of transactions processed, etc.

Some contracts include multiple deliverables, such as the sale of products required for maintenance services. It is therefore accounted for as a separate performance obligation. The revenue from sale of products is recognised at a point in time when the product is delivered, the legal title has been passed and the customer has accepted the product.

## **Dividend income**

Dividend income on investments is accounted for when the right to receive the payment is established, which is generally when shareholders approve the dividend. Dividend income is included in Other Income in the Statement of Profit and Loss.

## **Interest income**

Interest income on all financial assets measured at amortised cost, interest income is recognised using the effective interest rate (EIR) method, is recognised in the statement of profit and loss as part of other income.

Interest income is calculated by applying the effective interest rate to the gross carrying amount of the financial asset except for financial assets that subsequently become credit impaired. For credit impaired financial assets, the effective interest rate is applied to the net carrying amount of the financial asset (after deduction of the expected credit loss).

## **2.7 Property, plant and equipment**

Freehold land is carried at deemed cost. On transition to Ind AS, the group has elected the option of fair value as deemed cost of land as at April 01, 2016. All other items of property, plant and equipment are stated at historical cost less depreciation. Historical cost includes expenditure that is directly attributable to the acquisition of the items. On transition to Ind AS, the group has elected to continue with the carrying value of all its property, plant and equipment recognized as at April 01, 2016 measured as per the previous GAAP and use that carrying value as the deemed cost of the Property, plant and equipment.

Subsequent costs are included in the asset's carrying amount or recognised as a separate asset, as appropriate in property, plant and equipment the cost of replacing part of such an item when the cost is incurred if the recognised criteria are met. The carrying amount of any component accounted for as separate asset is derecognised when replaced. All other repairs and maintenance are charged to profit or loss during the reporting period in which they are incurred.

An item of property, plant and equipment is derecognized upon disposal or when no future economic benefit is expected to arise from the continued use of the asset. Any gain or loss arising on de-recognition of the asset (calculated as the difference between the net disposal proceeds and the carrying amount of the item) is recognised in profit and loss in the period the item is derecognised.

Advances paid towards the acquisition of property, plant and equipment outstanding at each Balance Sheet date is classified as capital advances under other non-current assets and the cost of assets not ready to use before such date are disclosed under 'Capital work-in-progress'

Capital work-in-progress includes cost of property, plant and equipment under installation / under development as at the balance sheet date.

## **Depreciation methods, estimated useful lives and residual value**

Depreciation is computed on a straight line method to allocate their cost, net of their residual values, over their estimated useful lives in the manner prescribed in Schedule II of the Act.

The group reviews the residual value, useful lives and depreciation method annually and, if expectations differ from previous estimates, the change is accounted for as a change in accounting estimate on a prospective basis. The residual values are not more than 5% of the original cost of the asset. Property, plant and equipment individually costing ₹ 5,000 or below are fully depreciated in the year of purchase. Depreciation on additions /deletions is calculated on a monthly pro-rata basis.

## **2.8 Intangible assets and amortisation**

### **(i) Computer Software**

Costs associated with maintaining software are recognised as an expense as incurred. Development costs that are directly attributable to the design and testing of identifiable and unique software products controlled by the group are recognised as intangible assets when the following criteria are met:

- it is technically feasible to complete the software so that it will be available for use
- management intends to complete the software and use or sell it
- there is an ability to use or sell the software
- it can be demonstrated how the software will generate probable future economic benefits
- adequate technical, financial and other resources to complete the development and to use or sell the software are available and;
- the expenditure attributable to the software during its development can be reliably measured.

### **(ii) Transfer of Technology**

Separately acquired transfer of technology are shown at historical cost. They have a finite useful life and are subsequently carried at cost less accumulated amortization and impairment losses.

### **(iii) Amortization methods and periods**

The group amortises intangible assets using the straight-line method over the following periods:

- Computer Software – 3 years based on their estimated useful lives.
- Transfer of Technology – is amortised over the license period.

All intangible assets are tested for impairment. The estimated useful life and amortization method are reviewed at the end of each reporting period, with the effect of any changes in estimate being accounted for on a prospective basis. Amortization expenses and impairment losses and reversal of impairment losses are taken to the Statement of Profit and Loss. Thus, after initial recognition, an intangible asset is carried at its cost less accumulated amortization and/or impairment losses.

## 2.9 Equity instruments

An equity instrument is any contract that evidences a residual interest in the assets of an entity after deducting all of its liabilities. Equity instruments issued by the group are recognised at the amount of proceeds, net of direct costs of the capital issue.

## 2.10 Financial instruments

### Classification, initial recognition and measurement

A financial instrument is any contract that gives rise to a financial asset of one entity and a financial liability or equity instrument of another entity. Financial instruments are recognized on the balance sheet when the group becomes a party to the contractual provisions of the instrument.

#### (i) Financial assets

##### Classification

The group classifies its financial assets in the following measurement categories

- those to be measured subsequently at fair value (either through other comprehensive income, or through profit or loss), and
- those measured at amortised cost.

The classification depends on the entity's business model for managing the financial assets and the contractual terms of the cash flows.

For assets measured at fair value, gains and losses will either be recorded in profit or loss or other comprehensive income. For investments in debt instruments, this will depend on the business model in which the investment is held. For investments in equity instruments, this will depend on whether the group has made an irrevocable election at the time of initial recognition to account for the equity investment at fair value through other comprehensive income.

The group reclassifies debt investments when and only when its business model for managing those assets changes.

At initial recognition, the group measures a financial asset at its fair value plus, in the case of a financial asset not at fair value through profit or loss, transaction costs that are directly attributable to the acquisition of the financial asset. Transaction costs of financial assets carried at fair value through profit or loss are expensed in profit or loss.

### Subsequent measurement - Debt instruments

Subsequent measurement of debt instruments depends on the group's business model for managing the asset and the cash flow characteristics of the asset. There are three measurement categories into which the group classifies its debt instruments

#### At amortised cost

Financial assets having contractual terms that give rise on specified dates to cash flows that are solely payments of principal and interest on the principal outstanding and that are held within a business model whose objective is to hold such assets in order to collect such contractual cash flows are classified in this category. Subsequently, these are measured at amortized cost using the effective interest method less any impairment losses.

#### At fair value through other comprehensive income (FVOCI)

Assets that are held for collection of contractual cash flows and for selling the financial assets, where the asset's cash flows represent solely taken through OCI, except for the recognition of impairment gains or losses, interest income and foreign exchange gains and losses which are recognised in profit and loss. When the financial asset is derecognised, the cumulative gain or loss previously recognised in OCI is reclassified from equity to profit and loss and recognised in other gains/(losses). Interest income from these financial assets is included in other income using effective interest rate method. Foreign exchange gains/ (losses) and impairment expenses are presented as separate line item in statement of profit and loss.

#### At fair value through profit or loss (FVTPL)

Assets that do not meet the criteria for amortised cost or FVOCI measured at fair value through profit or loss. A gain or loss on a debt instrument that is subsequently measured at fair value through profit or loss is recognised in profit or loss and presented net within other gains/ (losses) in the period in which it arises. Interest income from these financial assets is included in other income.

### Investment in subsidiaries and joint ventures

Investment in subsidiaries and Joint ventures are measured at cost less impairment as per Ind AS 27.

### Cash and cash equivalents

Cash and cash equivalent in the balance sheet comprise cash at banks and on hand and short-term deposits with an original maturity of three months or less, which are subject to an insignificant risk of changes in value.

For the purpose of the statement of cash flows, cash and cash equivalents consist of cash and short-term deposits, as defined above, net of outstanding bank overdrafts as they are considered an integral part of the group's cash management.

### **Trade receivables**

Trade receivables are recognised initially at fair value and subsequently measured at amortised cost using the effective interest method, less provision for impairment.

## **(ii) Financial liabilities**

### **Classification, initial recognition and measurement**

Financial liabilities are classified, at initial recognition, as financial liabilities at fair value through profit or loss, loans and borrowings, or payables, as appropriate. All financial liabilities are recognised initially at fair value and, in the case of loans and borrowings and payables, net of directly attributable transaction costs. The group's financial liabilities include trade and other payables, loans and borrowings including bank overdrafts.

### **Subsequent measurement**

Financial liabilities are carried at amortized cost using the effective interest method. For trade and other payables maturing within one year from the balance sheet date, the carrying amounts approximate fair value due to the short maturity of these instruments.

### **Trade and other payables**

These amounts represent liabilities for goods and services provided to the group prior to the end of financial year which are unpaid. The amounts are unsecured and are usually paid within 90 days of recognition. Trade and other payables are presented as current liabilities unless payment is not due within 12 months after the reporting period. They are recognised initially at their fair value and subsequently measured at amortised cost using the effective interest method.

### **Loans and borrowings**

Borrowings are initially recognised at fair value, net of transaction costs incurred. Borrowings are subsequently measured at amortised cost. Any difference between the proceeds (net of transaction costs) and the redemption amount is recognised in profit or loss over the period of the borrowings using the effective interest method. Fees paid on the establishment of loan facilities are recognised as transaction costs of the loan to the extent that it is probable that some or all of the facility will be drawn down. In this case, the fee is deferred until the draw down occurs. To the extent there is no evidence that it is probable that some or all of the facility will be drawn down, the fee is capitalised as a prepayment for liquidity services and amortised over the period of the facility to which it relates.

### **Buyers Credit**

The Company enters into arrangements whereby financial institutions make direct payments to suppliers for raw materials. The financial institutions are subsequently repaid by the Company at a later date providing working capital timing benefits. These are normally settled up to twelve months. Where these arrangements are for raw materials with a maturity of up to twelve months.

### **Derecognition of financial instruments**

The group derecognises a financial asset when the contractual rights to the cash flows from the asset expire, or when it transfers the financial asset and substantially all the risks and rewards of ownership of the asset to another party. On de-recognition of a financial asset the difference between the carrying amount and the consideration received is recognised in the statement of profit and loss.

The group derecognises financial liabilities when, and only when, the group's obligations are discharged, cancelled or have expired. On de-recognition of a financial liability the difference between the carrying amount of the financial liability derecognised and the consideration paid and payable is recognised in the statement of profit and loss.

### **Offsetting financial instruments**

Financial assets and liabilities are offset and the net amount is reported in the balance sheet where there is a legally enforceable right to offset the recognised amounts and there is an intention to settle on a net basis or realise the asset and settle the liability simultaneously. The legally enforceable right must not be contingent on future events and must be enforceable in the normal course of business and in the event of default, insolvency or bankruptcy of the counterparty.

## **2.11 Impairment of assets**

### **Financial assets**

The group assesses at each date of balance sheet whether a financial asset or a group of financial assets is impaired. In accordance with Ind AS 109, the group uses 'Expected Credit Loss' (ECL) model for evaluating impairment of financial assets other than those measured at fair value through profit and loss (FVTPL). The impairment methodology applied depends on whether there has been a significant increase in credit risk.

Expected credit losses are measured through a loss allowance at an amount equal to

- The 12-months expected credit losses (expected credit losses that result from those default events on the financial instrument that are possible within 12 months after the reporting date); or
- Full lifetime expected credit losses (expected credit losses that result from all possible default events over the life of the financial instrument).

For trade receivables group applies 'simplified approach' which requires expected lifetime losses to be recognised from initial recognition of the receivables. The group uses historical default rates to determine impairment loss on the portfolio of trade receivables. At every reporting date these historical default rates are reviewed and changes in the forward looking estimates are analysed.

For other assets, the group uses 12month ECL to provide for impairment loss where there is no significant increase in credit risk. If there is significant increase in credit risk full lifetime ECL is used.

## Non-financial assets

### Property, plant & equipment and intangible assets

Property, plant and equipment and intangible assets with finite life are evaluated for recoverability when there is any indication that their carrying amounts may not be recoverable. If any such indication exists, the recoverable amount (i.e. higher of the fair value less cost to sell and the value-in-use) is determined on an individual asset basis unless the asset does not generate cash flows that are largely independent of those from other assets. In such cases, the recoverable amount is determined for the cash generating unit (CGU) to which the asset belongs. If the recoverable amount of an asset or CGU is estimated to be less than its carrying amount, the carrying amount of the asset or CGU is reduced to its recoverable amount. An impairment loss is recognised in the profit or loss.

### 2.12 Borrowing costs

General and specific borrowing costs that are directly attributable to the acquisition, construction or production of a qualifying asset are capitalised during the period of time that is required to complete and prepare the asset for its intended use or sale. Qualifying assets are assets that necessarily take a substantial period of time to get ready for their intended use or sale.

Borrowing costs include exchange differences arising from foreign currency borrowings to the extent they are regarded as an adjustment to the interest cost.

Interest income earned on the temporary investment of specific borrowings pending their expenditure on qualifying assets is deducted from the borrowing costs eligible for capitalisation.

All other borrowing costs are charged to the statement of profit and loss for the period for which they are incurred.

### 2.13 Inventories

- (i) Raw materials and stores and spares are valued at lower of cost, calculated on First-in-First-Out ("FIFO") basis, and net realisable value. Items held for use in the production of inventories are not written down below cost if the finished products in which these will be incorporated are expected to be sold at or above cost.
- (ii) Finished goods and work-in-progress are valued at lower of cost and net realisable value. Cost includes materials, labour and a proportion of appropriate overheads based on normal operating capacity.
- (iii) Cost of inventories also includes all other costs incurred in bringing the inventories to their present location and condition. Costs are assigned to individual items of inventory on the basis of first-in-first-out basis.

Net realisable value is the estimated selling price in the ordinary course of business less the estimated costs of completion and the estimated costs necessary to make the sale.

- (iv) Scrap is valued at net realisable value. Obsolete, defective and unserviceable inventories are duly provided for.

## 2.14 Taxation

The income tax expense or credit for the period is the tax payable on the current period's taxable income based on the applicable income tax rate for each jurisdiction adjusted by changes in deferred tax assets and liabilities attributable to temporary differences and to unused tax losses.

The current income tax charge is calculated on the basis of the tax laws enacted or substantively enacted at the end of the reporting period. Management periodically evaluates positions taken in tax returns with respect to situations in which applicable tax regulations is subject to interpretation. It establishes provisions, where appropriate, on the basis of amounts expected to be paid to the tax authorities.

Deferred income tax is provided in full, using the liability method, on temporary differences arising between the tax bases of assets and liabilities and their carrying amounts in the financial statements. Deferred income tax is determined using tax rates (and laws) that have been enacted or substantially enacted by the end of the reporting period and are expected to apply when the related deferred income tax asset is realized, or the deferred income tax liability is settled.

Deferred tax assets are recognised for all deductible temporary differences and unused tax losses only if it is probable that future taxable amounts will be available to utilize those temporary differences and losses.

Deferred tax liabilities are not recognised for temporary differences between the carrying amount and tax bases of investments in subsidiaries where the group is able to control the timing of the reversal of the temporary differences and it is probable that the differences will not reverse in the foreseeable future.

Deferred tax assets are not recognised for temporary differences between the carrying amount and tax bases of investments in subsidiaries where it is not probable that the differences will reverse in the foreseeable future and taxable profit will not be available against which the temporary difference can be utilized.

Deferred tax assets and liabilities are offset when there is a legally enforceable right to offset current tax assets and liabilities and when the deferred tax balances relate to the same taxation authority. Current tax assets and tax liabilities are offset where the entity has a legally enforceable right to offset and intends either to settle on a net basis, or to realise the asset and settle the liability simultaneously.

Current and deferred tax are recognised in profit or loss, except to the extent that it relates to items recognised in other comprehensive income or directly in equity. In this case, the tax is also recognised in other comprehensive income or directly in equity, respectively.

Deferred Tax Assets include Minimum Alternative Tax (MAT) paid in accordance with the tax laws in India, which is likely to give future economic benefits in the form of availability of set off against future income tax liability. Accordingly, MAT is recognized as deferred tax asset in the Balance sheet when the

asset can be measured reliably and it is probable that the future economic benefit associated with the asset will be realized

## 2.15 Leases

### As a lessee

The Company accounts for each lease component within the contract as a lease separately from non-lease components of the contract and allocates the consideration in the contract to each lease component on the basis of the relative stand-alone price of the lease component and the aggregate stand-alone price of the non-lease components.

The Company recognises right-of-use asset representing its right to use the underlying asset for the lease term at the lease commencement date. The cost of the right-of-use asset measured at inception shall comprise of the amount of the initial measurement of the lease liability adjusted for any lease payments made at or before the commencement date less any lease incentives received, plus any initial direct costs incurred and an estimate of costs to be incurred by the lessee in dismantling and removing the underlying asset or restoring the underlying asset or site on which it is located. The right-of-use assets is subsequently measured at cost less any accumulated depreciation, accumulated impairment losses, if any and adjusted for any remeasurement of the lease liability. The right-of-use assets is depreciated using the straight-line method from the commencement date over the shorter of lease term or useful life of right-of-use asset. The estimated useful lives of right-of-use assets are determined on the same basis as those of property, plant and equipment. Right-of-use assets are tested for impairment whenever there is any indication that their carrying amounts may not be recoverable. Impairment loss, if any, is recognised in the statement of profit and loss.

The Company measures the lease liability at the present value of the lease payments that are not paid at the commencement date of the lease. The lease payments are discounted using the interest rate implicit in the lease, if that rate can be readily determined. If that rate cannot be readily determined, the Company uses incremental borrowing rate. For leases with reasonably similar characteristics, the Company, on a lease by lease basis, may adopt either the incremental borrowing rate specific to the lease or the incremental borrowing rate for the portfolio as a whole. The lease payments shall include fixed payments, variable lease payments, residual value guarantees, exercise price of a purchase option where the Company is reasonably certain to exercise that option and payments of penalties for terminating the lease, if the lease term reflects the lessee exercising an option to terminate the lease. The lease liability is subsequently remeasured by increasing the carrying amount to reflect interest on the lease liability, reducing the carrying amount to reflect the lease payments made and remeasuring the carrying amount to reflect any reassessment or lease modifications or to reflect revised in-substance fixed lease payments. The company recognises the amount of the re-measurement of lease liability due to modification as an adjustment to the right-of-use asset and statement of profit and loss depending upon the nature of modification. Where the carrying amount of the right-of-use asset is reduced to zero and there is a further reduction in the measurement of the lease

liability, the Company recognises any remaining amount of the re-measurement in statement of profit and loss.

### As a lessor

At the inception of the lease the Company classifies each of its leases as either an operating lease or a finance lease. The Company recognises lease payments received under operating leases as income on a straight-line basis over the lease term. In case of a finance lease, finance income is recognised over the lease term based on a pattern reflecting a constant periodic rate of return on the lessor's net investment in the lease. When the Company is an intermediate lessor it accounts for its interests in the head lease and the sub-lease separately. It assesses the lease classification of a sub-lease with reference to the right-of-use asset arising from the head lease, not with reference to the underlying asset. If a head lease is a short term lease to which the Company applies the exemption described above, then it classifies the sub-lease as an operating lease.

## 2.16 Provisions, contingent liabilities and contingent assets

Provisions are recognised when the group has a present obligation (legal or constructive) as a result of a past event, it is probable that an outflow of resources embodying economic benefits will be required to settle the obligation, and a reliable estimate can be made of the amount of the obligation. The expense relating to any provision is presented in the statement of profit and loss net of any reimbursement. If the effect of the time value of money is material, provisions are determined by discounting the expected future cash flows at a pre-tax rate that reflects current market assessments of the time value of money and, where appropriate, the risks specific to the liability. Where discounting is used, the increase in the provision due to the passage of time is recognised as other finance expense.

A contingent liability is a possible obligation that arises from past events whose existence will be confirmed by the occurrence or non-occurrence of one or more uncertain future events beyond the control of the group or a present obligation that is not recognised because it is not probable that an outflow of resources will be required to settle the obligation. A contingent liability also arises in extremely rare cases where there is a liability that cannot be recognised because it cannot be measured reliably. The group does not recognize a contingent liability but discloses its existence in the financial statements.

A contingent asset is not recognised unless it becomes virtually certain that an inflow of economic benefits will arise. When an inflow of economic benefits is probable, contingent assets are disclosed in the financial statements.

Provisions, Contingent liabilities and contingent assets are reviewed at each balance sheet date.

## 2.17 Employee benefits

### (i) Short-term obligations

Liabilities for wages and salaries, including non-monetary benefits that are expected to be settled wholly within 12 months after the end of the period in which the employees render the related service are recognised



in respect of employees' services up to the end of the reporting period and are measured at the amounts expected to be paid when the liabilities are settled. The liabilities are presented as current employee benefit obligations in the balance sheet.

**(ii) Other long-term employee benefit obligations**

The liabilities for earned leave are not expected to be settled wholly within 12 months after the end of the period in which the employees render the related service. They are therefore measured as the present value of expected future payments to be made in respect of services provided by employees up to the end of the reporting period using the projected unit credit method. The benefits are discounted using the appropriate market yields at the end of the reporting period that have terms approximating to the terms of the related obligation. Remeasurements as a result of experience adjustments and changes in actuarial assumptions are recognised in profit or loss.

The obligations are presented as current liabilities in the balance sheet if the entity does not have an unconditional right to defer settlement for at least twelve months after the reporting period, regardless of when the actual settlement is expected to occur.

**(iii) Post-employment obligations**

The group operates the following post-employment schemes (a) Defined benefit plans such as gratuity and; (b) Defined contribution plans such as provident fund.

(c) State plans.

(d) Voluntary retirement scheme

**(a) Defined benefit plans - Gratuity obligations**

The liability or assets recognised in the balance sheet in respect of defined benefit gratuity plans is the present value of the defined benefit obligations at the end of the reporting period less the fair value of plan assets. The defined benefit obligation is calculated annually by actuaries using the projected unit credit method.

The present value of the defined benefit obligation denominated in INR is determined by discounting the estimated future cash outflows by reference to market yields at the end of the reporting period on government bonds that have terms approximating to the terms of the related obligation. The benefits which are denominated in currency other than INR, the cash flows are discounted using market yields determined by reference to high-quality corporate bonds that are denominated in the currency in which the benefits will be paid, and that have terms approximating to the terms of the related obligation.

The net interest cost is calculated by applying the discount rate to the net balance of the defined

benefit obligation and the fair value of plan assets. This cost is included in employee benefit expense in the statement of profit and loss.

Remeasurement gains and losses arising from experience adjustments and change in actuarial assumptions are recognised in the period in which they occur, directly in other comprehensive income. They are included in retained earnings in the statement of changes in equity and in the balance sheet.

Changes in the present value of the defined benefit obligation resulting from plan amendments or curtailments are recognised immediately in profit or loss as past service cost.

**(b) Defined contribution plans**

The group pays provident fund contributions to publicly administered funds as per applicable regulations. The group has no further payment obligations once the contributions have been paid. The contributions are accounted for as defined contribution plans and the contributions are recognised as employee benefit expense when they are due.

**(c) State plans**

Employer's contribution to Employees' State Insurance is charged to statement of profit and loss.

**(d) Voluntary retirement scheme**

Compensation payable under the voluntary retirement scheme is being charged to the Statement of Profit and Loss in the year of settlement.

**2.18 Dividends**

Provision is made for the amount of any dividend declared, being appropriately authorised and no longer at the discretion of the entity, on or before the end of the reporting period but not distributed at the end of the reporting period. Dividend is recognised as a liability in the period in which the interim dividends are approved by the Board of Directors, or in respect of the final dividend when approved by shareholders.

**2.19 Research and development expenditure**

Revenue expenditure pertaining to research is charged to the statement of profit and loss. Product development costs are charged to the statement of profit and loss unless a product's technological and commercial feasibility has been established, in which case such expenditure is capitalised.

**2.20 Earnings per share**

Basic earnings per share are calculated by dividing the net profit or loss for the period attributable to equity shareholders by the weighted average number of equity shares outstanding during the year.

For the purpose of calculating diluted earnings per share, the net profit or loss for the period attributable to equity shareholders and the weighted average number of shares outstanding during the period are adjusted for the effects of all dilutive potential equity shares.

## 2.21 Investment property

Property that is held for long-term rental yields or for capital appreciation or both, and that is not used in the production of goods and services or for the administrative purposes, is classified as Investment property and is measured initially at cost, including transaction costs. Subsequent to initial recognition, investment properties are stated at cost less accumulated depreciation and accumulated impairment loss, if any.

## 2.22 Government grants

Government grants relating to income are deferred and recognised in the profit or loss over the period necessary to match them with the costs that they are intended to compensate and presented within other income.

Government grants relating to the purchase of property, plant and equipment are included in non-current liabilities as deferred income and are credited to profit or loss on a straight-line basis over the expected lives of the related assets and presented within other income.

Export entitlements from government authorities are recognised in the statement of profit and loss as a reduction from "Cost of materials consumed" when the right to receive credit as per the terms of the scheme is established in respect of the exports made by the group, and where there is no significant uncertainty regarding the ultimate realisation of the entitlement.

## 2.23 Rounding of amounts:

All amounts disclosed in the financial statements and notes have been rounded off to the nearest lakhs as per the requirement of Schedule III, unless otherwise stated.

## 2.24 Recent accounting pronouncements (Standards issued but not yet effective)

On March 24, 2021, the Ministry of Corporate Affairs ("MCA") through a notification, amended Schedule III of the Companies

Act, 2013. The amendments revise Division I, II and III of Schedule III and are applicable from April 1, 2021.

Key amendments relating to Division II which relate to companies whose standalone financial statements are required to comply with Companies (Indian Accounting Standards) Rules 2015 are as follows:

### Balance Sheet:

- Lease liabilities should be separately disclosed under the head 'financial liabilities', duly distinguished as current or non-current.
- Certain additional disclosures in the statement of changes in equity such as changes in equity share capital due to prior period errors and restated balances at the beginning of the current reporting period.
- Specified format for disclosure of shareholding of promoters.
- Specified format for ageing schedule of trade receivables, trade payables, capital work-in-progress and intangible asset under development.
- If a company has not used funds for the specific purpose for which it was borrowed from banks and financial institutions, then disclosure of details of where it has been used.
- Specific disclosure under 'additional regulatory requirement' such as compliance with approved schemes of arrangements, compliance with number of layers of companies, title deeds of immovable property not held in name of company, loans and advances to promoters, directors, key managerial personnel (KMP) and related parties, details of benami property held etc.

### Statement of profit and loss:

- Additional disclosures relating to Corporate Social Responsibility (CSR), undisclosed income and crypto or virtual currency specified under the head 'additional information' in the notes forming part of the consolidated financial statements.

The amendments are extensive and the Group will evaluate the same to give effect to them as required by law



## Notes to Consolidated financial statements

(All amounts in INR lakhs, unless otherwise stated)

### Notes to Consolidated financial statements

(All amounts in INR lakhs, unless otherwise stated)

#### Note 3 (a) : Property, plant and equipment

Particulars	Freehold Land	Leased hold lands	Freehold Building	Plant and Machinery			Furniture, fittings and equipment	Vehicles	Data processing Equipment	Total	Capital work-in-progress
				Plant and Machinery	Research and development equipment						
Year ended March 31, 2020											
Gross carrying amount											
Opening Gross carrying amount	6,239.86	80.16	2,521.62	5,356.40	169.06	181.75	159.63	68.02	14,776.50	3,482.52	
Reclassification on account of adoption of IND AS 116	-	(80.16)	-	-	-	-	-	-	(80.16)	-	
Additions	6.75	-	-	62.78	142.97	5.40	75.64	3.33	296.87	2,732.75	
Disposals	(0.92)	-	-	-	-	(0.09)	-	-	(1.01)	(45.65)	
Closing gross carrying amount	6,245.69	-	2,521.62	5,419.18	312.03	187.06	235.27	71.35	14,992.20	6,169.62	
Accumulated depreciation											
Opening accumulated depreciation	-	1.61	677.20	2,429.70	88.31	128.34	83.41	58.77	3,467.34	-	
Reclassification on account of adoption of IND AS 116	-	(1.61)	-	-	-	-	-	-	(1.61)	-	
Depreciation charge during the year	-	-	87.25	329.60	16.46	14.91	21.30	4.27	473.79	-	
Disposals	-	-	-	-	-	(0.09)	-	-	(0.09)	-	
Closing accumulated depreciation	-	-	764.45	2,759.30	104.77	143.16	104.71	63.04	3,939.43	-	
Net carrying amount as at March 31, 2020	6,245.69	-	1,757.17	2,659.88	207.26	43.90	130.56	8.31	11,052.77	6,169.62	
Year ended March 31, 2021											
Gross carrying amount											
Opening Gross carrying amount	6,245.69	-	2,521.62	5,419.18	312.03	187.06	235.27	71.35	14,992.20	6,169.62	
Additions	-	-	4,140.56	2,951.69	25.31	42.52	-	18.35	7,178.43	(5,993.97)	
Disposals	-	-	-	-	-	-	(14.83)	-	(14.83)	-	
Closing gross carrying amount	6,245.69	-	6,662.18	8,370.87	337.34	229.58	220.44	89.70	22,155.80	175.65	
Accumulated depreciation											
Opening accumulated depreciation	-	-	764.45	2,759.30	104.77	143.16	104.71	63.04	3,939.43	-	
Depreciation charge during the year	-	-	123.70	364.53	25.15	18.19	20.52	6.56	558.65	-	
Disposals	-	-	-	-	-	-	(13.13)	-	(13.13)	-	
Closing accumulated depreciation	-	-	888.15	3,123.83	129.92	161.35	112.10	69.60	4,484.95	-	
Net carrying amount as at March 31, 2021	6,245.69	-	5,774.03	5,247.04	207.42	68.23	108.34	20.10	17,670.85	175.65	

#### Notes:

- 1) During the Fourth Quarter the company capitalised the significant amount at Katapelly Unit and also commenced its operation .
- 2) Refer note 35 for disclosure of contractual commitments for the acquisition of property, plant and equipment
- 3) Refer note 43 for information on property, plant and equipment provided as security by the company

## Notes to Consolidated financial statements

(All amounts in INR lakhs, unless otherwise stated)

	As at March 31, 2021	As at March 31, 2020
<b>Note 3(b): Right -of -use asset</b>		
Land (Gross Carrying value)	80.16	80.16
Opening accumulated depreciation	(2.42)	(1.61)
Depreciations	(0.81)	(0.81)
<b>Balance as at March 31, 2021</b>	<b>76.93</b>	<b>77.74</b>

The aggregate depreciation expense on ROU assets is included under depreciation and amortization expense in the Statement of Profit and Loss.

### Note 4 :Investment property

Land	8.02	8.02
<b>Net carrying amount</b>	<b>8.02</b>	<b>8.02</b>

Fair value of the investment property determined by a recognised independent valuer Mr. K. Anjaneyulu, based on valuation as at April 1, 2016 is ₹ 250.24 lakhs. During the year management determines there is no significant change in fair value of property valuations.(Pricing model approach Level 3)

### Note 5: Intangible assets

	Computer software	Technology transfer rights	Total
<b>Year ended March 31, 2019</b>			
<b>Gross carrying amount</b>			
Opening gross carrying amount	34.49	432.00	466.49
Additions	19.20	77.14	96.34
Closing gross carrying amount	53.69	509.14	562.83
<b>Accumulated amortisation</b>			
Opening accumulated amortisation	30.71	28.94	59.65
Amortisation charge during the year	6.32	46.40	52.72
Closing accumulated amortisation	37.03	75.34	112.37
<b>Closing net carrying amount as at March 31, 2020</b>	<b>16.66</b>	<b>433.80</b>	<b>450.46</b>
<b>Year ended March 31, 2021</b>			
<b>Gross carrying amount</b>			
Opening gross carrying amount	53.69	509.14	562.83
Additions	1.30	269.46	270.76
Closing gross carrying amount	54.99	778.60	833.59
<b>Accumulated amortisation</b>			
Opening accumulated amortization	37.03	75.34	112.37
Amortisation charge during the year	3.24	64.60	67.84
Closing accumulated amortisation	40.27	139.94	180.21
<b>Net carrying amount as at March 31, 2021</b>	<b>14.72</b>	<b>638.66</b>	<b>653.38</b>

Technology transfer rights (Transfer of Technology) provided by Defence Research and Development Organisation (DRDO), High Energy Materials Research Laboratory (HEMRL),Balkan Novotech DOO, Adron R&D Company Limited and Indian Space Research Organisation (ISRO )to the Company for manufacturing of products for Indian Armed Forces which is amortised over the license period.

## Notes to Consolidated financial statements

(All amounts in INR lakhs, unless otherwise stated)

	As at March 31, 2021	As at March 31, 2020
<b>Note 6: Investments accounted through equity method</b>		
(Un quoted, fully paid up)		
<b>Investment in equity instruments in joint venture (carrying amount determined using the equity method of accounting)</b>		
BF Premier Energy Systems Private Limited 1,00,000 (March 31, 2018: 1,00,000) Equity shares of ₹10/- each, fully paid	10.00	10.00
Add: Share of post acquisition loss	(10.00)	(10.00)
<b>Total equity instruments</b>	-	-
<b>Total non-current investments</b>	-	-
Aggregate amount of unquoted investments	-	-
Aggregate amount of impairment in the value of investment	-	-
<b>Note 7 Unbilled receivable</b>		
Unbilled receivable	269.59	153.58
<b>Total unbilled receivable</b>	<b>269.59</b>	<b>153.58</b>
<b>Note 8 : Income tax assets (net)</b>		
(i) <b>Non current</b>		
Advance taxes (net of provision for tax of ₹891 lakhs ; March 31, 2020 : ₹1666 lakhs)	230.92	159.73
<b>Total Income tax assets (net)</b>	<b>230.92</b>	<b>159.73</b>
<b>Note 9 : Other assets</b>		
(i) <b>Non-current</b>		
Capital advances	98.55	353.21
<b>Advances other than capital advances:</b>		
Security deposits	235.99	268.53
Pre-paid expenses	186.50	252.87
<b>Total other non-current assets</b>	<b>521.04</b>	<b>874.61</b>
(ii) <b>Current</b>		
Balances with government authorities	449.19	537.33
Prepaid expenses	236.60	249.33
Advances to suppliers	422.86	257.97
Other receivables	104.50	156.78
<b>Total other current assets</b>	<b>1213.15</b>	<b>1,201.41</b>

## Notes to Consolidated financial statements

(All amounts in INR lakhs, unless otherwise stated)

	As at March 31, 2021	As at March 31, 2020
<b>Note 10: Inventories</b> (valued at lower of cost and net realisable value)		
Raw materials	1313.64	1725.46
Work-in-progress	611.72	1463.25
Finished goods	1154.01	352.72
Stores and spares	588.14	654.63
Scrap (at net realisable value)	4.56	5.57
<b>Total inventories</b>	<b>3672.07</b>	<b>4201.63</b>
Raw materials includes stock in transit of	0.3	6.9

Note 10 (a): Refer note 43 for information on inventories provided as security by the company.

### Note 11: Trade receivables

#### (i) Current

Trade receivables	4855.27	5262.74
Less: Provision for expected credit loss (Refer note:32(A))	545.47	485.47
<b>Total trade receivables</b>	<b>4309.80</b>	<b>4,777.27</b>

Note 11(a): Refer note 43 for information on trade receivables provided as security by the company.

Note 11 (b): Breakup of security details:

Considered good- Secured	-	-
Considered good- Unsecured	4,309.80	4,777.27
Which have significant increase in credit risk	545.47	485.47
Credit impaired	-	-
	<b>4,855.27</b>	<b>5,262.74</b>
Less: Provision for expected credit loss (refer note 32(A))	545.47	485.47
<b>Balance at the end of the year</b>	<b>4,309.80</b>	<b>4,777.27</b>

### Note 12: Cash and cash equivalents

Balances with banks *		
in Current accounts	18.68	26.05
in EEFC accounts	35.51	135.33
Cash on hand	6.69	6.03
Deposits with banks with original maturity is less than three months	31.4	33.16
<b>Total cash and cash equivalents</b>	<b>92.28</b>	<b>200.57</b>

\*There are no repatriation restrictions with regard to cash and cash equivalents as at the end of the reporting period and prior period.

### Note 13: Bank balances other than cash and cash equivalents

Earmarked balances with banks	22.01	25.63
Deposits with original maturity over 3 months but less than 12 months	79.29	120.23
Margin money deposits with banks	430.77	1241.98
<b>Total bank balances other than cash and cash equivalents</b>	<b>532.07</b>	<b>1387.84</b>

\* Earmarked balances represent unpaid dividend.

Note 13 (a): Margin money deposits include ₹ 415.68 lakhs (March 31, 2020: ₹ 1157.54 lakhs) pledged / lien against bank guarantees issued by the banks. (Refer Note : 34)

## Notes to Consolidated financial statements

(All amounts in INR lakhs, unless otherwise stated)

	As at March 31, 2021	As at March 31, 2020
--	-------------------------	-------------------------

### Note 14: Equity share capital

#### Movement of equity share capital during the year

##### Authorised :

	Number of shares	Amount
As at April 01, 2019	15,000,000	1,500.00
Change during the year	-	-
<b>As at March 31, 2020</b>	<b>15,000,000</b>	<b>1,500.00</b>
Change during the year	-	-
<b>As at March 31, 2021</b>	<b>15,000,000</b>	<b>1,500.00</b>

##### Issued, Subscribed and paid up :

	Number of shares	Amount
As at April 01, 2019	10,752,239	1,075.22
Change during the year	-	-
<b>As at March 31, 2020</b>	<b>10,752,239</b>	<b>1,075.22</b>
Change during the year	-	-
<b>As at March 31, 2021</b>	<b>10,752,239</b>	<b>1,075.22</b>

##### Preferential Allotment :

During the Financial year 2017-18 the company has made preferential allotment of 1,15,100 equity shares of ₹ 10 each at ₹ 408 per share, including a premium of ₹ 398 per share to promoters (1,00,100 shares) and others (15,000 shares). Thus the equity share capital has increased by ₹ 11.51 lakhs and securities premium by ₹ 458.10 lakhs.

##### (iii) Details of shareholders holding more than 5% shares in the company

	Dr. A.N.Gupta	Dr. (Mrs.) Kailash Gupta	A. N. Gupta (HUF)	HDFC Trustee company Limited
<b>As at March 31, 2021</b>				
Number of shares	2,620,183	1,167,467	656,697	370,830
% holding	24.37%	10.86%	6.11%	3.45%
<b>As at March 31, 2020</b>				
Number of shares	2,620,183	1,167,467	656,697	839,700
% holding	24.37%	10.86%	6.11%	7.81%

##### Terms and rights attached to equity shares

The company has only one class of equity shares having a par value of ₹10/- per share. Each holder of equity shares is entitled to one vote per share. The company declares and pays dividends in Indian rupees. The dividend proposed by the Board of directors is subject to the approval of the shareholders in the ensuing Annual General Meeting except in case of interim dividend.

In the event of liquidation of the company, the holders of equity shares will be entitled to receive remaining assets of the company, after distribution of all preferential amounts. The distribution will be in proportion to the number of equity shares held by the shareholders.

## Notes to Consolidated financial statements

(All amounts in INR lakhs, unless otherwise stated)

	As at March 31, 2021	As at March 31, 2020
<b>Note 15: Borrowings</b>		
<b>(i) Non-current</b>		
<b>Term Loans:</b>		
<b>Secured -At Amortised Cost</b>		
From Banks	1327.13	656.25
Less: Current maturities of long-term debt	(304.17)	(262.50)
Less: Unamortised upfront fee	(0.56)	(1.98)
<b>Total non-current borrowings</b>	<b>1,022.40</b>	<b>391.77</b>

Note 15 (a): Above secured term loans are secured by first charge on the Non current assets of the company and second charge on current assets of the company and personal guarantee by Chairman and Managing Director & Deputy Managing Director of the company.

Note 15 (b): **Repayment terms:** Secured term loan comprises of 7 equal quarterly installments of ₹ 65.63 lakhs and one instalment of 16.78lakhs. With respect to other term loans 36 equal monthly installments of ₹14.92 lakhs each & 36 equal monthly installments of ₹ 8.33 lakhs with an applicable interest rate lies 7.2% to 9.25% respectively as on the reporting date.

### (ii) Current

<b>Payable on demand</b>		
<b>Secured -At Amortised Cost</b>		
Working capital loans from banks	3,735.38	3,277.86
Buyers credit from bank	-	882.67
<b>Unsecured -At Amortised Cost</b>		
Loans from banks	1.17	207.94
Loans from related parties (Refer note :40)	744.14	750.00
<b>Total current borrowings</b>	<b>4,480.69</b>	<b>5,118.47</b>

Note 15 (c): Rate of interest on loans from related parties carries at 10% to 11.00% per annum.

Note 15 (d): Working capital loans and buyers credit from bank are secured by hypothecation of stocks, receivables, other current assets, and fixed assets of the company and personal guarantee of two directors of the company.

Note 15 (e): Rate of interest on current borrowings is as per the agreement with the respective banks i.e. bank rate 8.90% to 10.60% (+/-) spread as applicable.

Note 15 (f): The carrying amounts of financial and non-financial assets pledged as security for current and non-current borrowings are disclosed in note 43.

### Note 15 (g): Net debt reconciliation

Opening balance of borrowings	5,774.72	2758.83
Proceeds/ (repayment) from non current borrowings	672.30	(260.32)
Proceeds/ (repayment) from current borrowings	(637.78)	3,278.39
Fair value adjustments	(1.42)	(2.18)
<b>Closing balance of borrowings</b>	<b>5,807.82</b>	<b>5,774.72</b>

## Notes to Consolidated financial statements

(All amounts in INR lakhs, unless otherwise stated)

	As at March 31, 2021	As at March 31, 2020
<b>Note .16 Other financial liabilities</b>		
<b>i) Non-current</b>		
Dealership deposits	2.20	7.20
Earnest money deposit	6.95	7.35
	<b>9.15</b>	<b>14.55</b>
<b>(ii) Current</b>		
Current maturities of long-term borrowings	304.17	262.50
Interest accrued	5.62	16.88
Unclaimed dividend (Refer note : 16.1)	22.01	25.63
Capital creditors	93.04	186.49
Employee benefits payable	932.93	602.44
Creditors for expenses	389.03	232.90
<b>Total other financial liabilities</b>	<b>1,746.80</b>	<b>1,326.84</b>

Note 16.1 : Unclaimed dividend account represents dividend amount unclaimed and no amount is due for deposit in Investor Education and Protection Fund.

### Note 17: Provisions

<b>Employee benefit obligations</b>		
<b>(i) non-current</b>		
Gratuity (Refer note: 25(a))	297.21	151.74
Leave encashment	213.08	246.98
<b>Total non-current provisions</b>	<b>510.29</b>	<b>398.72</b>
<b>(ii) Current</b>		
Gratuity (Refer note: 25(a))	81.53	52.65
Leave encashment	128.01	90.03
<b>Total current provisions</b>	<b>209.54</b>	<b>142.68</b>

### Note18: Deferred tax liabilities (net)

The balance comprises temporary differences attributable to:

<b>Deferred tax (assets) / liabilities</b>		
On property, plant and equipment and intangible assets	1,914.96	1,766.69
MAT credit entitlement	(0.14)	(193.71)
Deferred tax transition cost	(29.65)	(29.65)
Provision for expected credit losses	(424.53)	0.56
Carry forwarded Losses	(792.03)	(477.34)
Expenses allowable on the basis of payment	(151.75)	(135.06)
<b>Deferred tax (assets) / liabilities (net)</b>	<b>516.86</b>	<b>931.49</b>



## Notes to Consolidated financial statements

(All amounts in INR lakhs, unless otherwise stated)

					As at March 31, 2021	As at March 31, 2020
Movement in deferred tax liabilities/(assets)						
	Property, plant and equipment	Expenses allowable on the basis of Payment	Provision for expected credit losses	Deferred tax on transaction cost	MAT Credit entitlement	Carry forwarded Losses
As at April 01, 2019	1,851.33	(218.20)	(155.66)	1.45	(29.65)	(24.36)
Charged/(credited)						
- to profit or loss	(84.64)	88.74	156.22	(31.10)	(164.06)	(452.98)
- to other comprehensive income		(5.60)				
As at March 31, 2020	1,766.69	(135.06)	0.56	(29.65)	(193.71)	(477.34)
Charged / (credited)						
- to profit or loss	148.27	(44.21)	(425.09)	-	193.57	(314.69)
- to other comprehensive income		27.52				
As at March 31, 2021	1,914.96	(151.75)	(424.53)	(29.65)	(0.14)	(792.03)

### Note 19: Other Liabilities

#### i) non-current

Deferred revenue arising from government grant	3.12	4.03
<b>Total other non-current liabilities</b>	<b>3.12</b>	<b>4.03</b>

#### ii) Current

Statutory taxes payable	67.67	90.53
Advance from customers	372.02	412.33
Advance against sale of plant and equipment	185.00	185.00
<b>Total other current liabilities</b>	<b>624.69</b>	<b>687.86</b>

### Note 20: Current tax liabilities (net)

Provision for interest on income tax	12.90	35.40
<b>Total current tax liabilities (net)</b>	<b>12.90</b>	<b>35.40</b>

	For the year ended March 31, 2021	For the year ended March 31, 2020
--	--------------------------------------	--------------------------------------

### Note 21: Revenue from operations

Revenue from contracts with customers		
- Sale of products	12423.42	13,974.77
- Sale of traded goods	317.86	276.37
- Sale of services	2372.76	2,065.64
	<b>15114.04</b>	<b>16,316.78</b>
Other operating revenue	106.26	135.31
<b>Total revenue from operations</b>	<b>15220.30</b>	<b>16,452.09</b>

## Notes to Consolidated financial statements

(All amounts in INR lakhs, unless otherwise stated)

	For the year ended March 31, 2021	For the year ended March 31, 2020
<b>Disaggregation of revenue from contracts with customers</b>		
The company derives revenue from transfer of goods and services from the following geographical locations.		
<b>Geographical location</b>		
- India	13,314.64	15,771.86
- Other countries	1,905.66	680.23
<b>Total</b>	<b>15,220.30</b>	<b>16,452.09</b>

### Information about major customers:

One customer represents 10% or more of the Company's total revenue during the year ended March 31, 2021 and Three customer represents 10% or more of the Company's total revenue during the year ended March 31, 2020.

### Note 22: Other income

Interest income from financial assets at amortised cost	40.47	126.11
Gain on sale of Property, Plant & Equipment	0.89	15.05
Net gain on foreign currency transactions and translations	34.80	-
Deferred government grant income	0.91	0.91
Excess liabilities written back	1.12	-
Other non-operating income	15.27	4.11
<b>Total other income</b>	<b>93.46</b>	<b>146.18</b>

### Note 23: Cost of raw materials consumed

Raw materials at the beginning of the year	1725.46	2,220.15
Add: Purchases	6574.91	9,079.46
Less: Raw materials at the end of the year	1313.64	1,725.46
<b>Total cost of raw materials consumed</b>	<b>6986.73</b>	<b>9,574.15</b>

### Note 24: Changes in inventories of finished goods, work-in-progress and scrap

<b>Opening Balance:</b>		
Finished goods	352.72	153.43
Work-in-progress	1463.25	332.18
Scrap	5.57	7.66
	<b>1821.54</b>	<b>493.27</b>
<b>Closing Balance:</b>		
Finished goods	1154.01	352.72
Work-in-progress	611.72	1,463.25
Scrap	4.56	5.57
	<b>1770.29</b>	<b>1,821.54</b>
<b>Total changes in inventories of finished goods, work-in-progress and scrap</b>	<b>51.25</b>	<b>(1,328.27)</b>

## Notes to Consolidated financial statements

(All amounts in INR lakhs, unless otherwise stated)

	For the year ended March 31, 2021	For the year ended March 31, 2020
<b>Note 25: Employee benefits expense</b>		
Salaries, wages, bonus and other allowances	4312.64	4,453.97
Contribution to provident fund and other funds	289.16	368.10
Contribution to ESI	13.17	20.47
Staff welfare expenses	150.06	183.95
<b>Total employee benefits expense</b>	<b>4765.03</b>	<b>5,026.49</b>

### Note 25(a):

#### (i) Defined contribution plans

**Employer's contribution to Provident Fund:** Contributions are made to provident fund in India for employees at the rate of 12% of basic salary as per regulations. The contributions are made to registered provident fund administered by the government. The obligation of the company is limited to the amount contributed and it has no further contractual or any constructive obligation.

**Employer's contribution to State Insurance Scheme:** Contributions are made to State Insurance Scheme for employees at the specified rate on gross salary as per regulations. The contributions are made to Employee State Insurance Corporation (ESI) to the respective State Governments of the Company's location. This Corporation is administered by the Government and the obligation of the company is limited to the amount contributed and it has no further contractual or any constructive obligation.

Employer's contribution to Provident Fund	204.68	281.86
Employer's contribution to ESI	13.20	20.55

#### (ii) Defined benefits plans

##### Post-employment obligations - Gratuity

The company provides for gratuity for employees in India as per the payment of Gratuity Act, 1972. Employees who are in continuous service for a period of 5 years are eligible for gratuity. The amount of gratuity payable on retirement / termination is the employee's last drawn basic salary per month computed proportionately for 15 days' salary multiplied for the number of years of service. The gratuity plan is a funded plan and the company makes contributions to recognized funds in India. The company does not fully fund the liability and maintains a target level of funding to be maintained over a period of time based on estimations of expected gratuity payments.

##### Gratuity (Funded)

#### A) Reconciliation of opening and closing balances of defined benefit obligation

	As at March 31, 2021	As at March 31, 2020
Defined benefit obligation at beginning of the year	1,185.67	1,135.74
Current service cost	72.47	77.09
Interest cost	68.47	83.11
Actuarial (gain) / loss	100.54	(25.52)
Benefits paid	(322.63)	(84.75)
Defined benefit obligation at year end	1,104.52	1,185.67

## Notes to Consolidated financial statements

(All amounts in INR lakhs, unless otherwise stated)

	As at March 31, 2021	As at March 31, 2020
<b>B) Reconciliation of opening and closing balances of fair value of plan assets</b>		
Fair value of plan assets at beginning of year	981.27	971.52
Expected return on plan assets	55.35	71.88
Actuarial (gain) / loss	1.62	(5.70)
Employer's contribution	4.99	26.80
Benefits paid	(322.63)	(78.24)
Others contributions	(2.26)	-
Adjustments to opening balances	0.45	(4.99)
Fair value of plan assets at year end	718.79	981.28
<b>C) Reconciliation of fair value of assets and obligations</b>		
Fair value of plan assets	718.79	981.28
Present value of obligation	1,097.53	1,185.67
<b>Amount recognised in balance sheet, surplus/(deficit)</b>	<b>(378.74)</b>	<b>(204.39)</b>
<b>D) Expenses recognised during the year</b>		
	For the year ended March 31, 2021	For the year ended March 31, 2020
<b>In income statement</b>		
Current service cost	72.47	77.09
Interest cost	68.47	83.11
Return on plan assets	(55.35)	(71.88)
<b>Net cost</b>	<b>85.59</b>	<b>88.32</b>
<b>In other comprehensive income</b>		
Actuarial (gain) / loss	(98.92)	(19.82)
<b>Net (income) / expense for the year recognised in OCI</b>	<b>184.51</b>	<b>108.13</b>

### Significant estimates: Actuarial assumptions and sensitivity

The significant actuarial assumptions were as follows:

	As at March 31, 2021	As at March 31, 2020
Discount rate	6.81%	6.73%
Salary growth rate	4%	4%
Withdrawal rate	2%	2%
Retirement age	55/58- Years	55/58- Years
Average balance future services	14.99	16.96
Mortality table(Life Insurance Corporation)	2012-14	2012-14

## Notes to Consolidated financial statements

(All amounts in INR lakhs, unless otherwise stated)

### Sensitivity analysis

The sensitivity of the defined benefit obligation to changes in the weighted principal assumptions is:

	As at March 31, 2021	As at March 31, 2020
<b>Defined benefit obligation</b>	1,097.53	1,185.67
Discount rate:(% change compared to base due to sensitivity)		
Increase : +1%	1,021.34	1,096.81
Decrease: -1%	1,183.35	1,286.01
Salary growth rate: (% change compared to base due to sensitivity)		
Increase: +1%	1,191.31	1,294.47
Decrease: -1%	1,013.16	1,088.05
Withdrawal rate: (% change compared to base due to sensitivity)		
Increase: +1%	1,111.33	1,201.73
Decrease: -1%	1,082.30	1,167.89

The above sensitivity analysis is based on a change in an assumption while holding all other assumptions constant. In practice, this is unlikely to occur and changes in some of the assumptions may be correlated. When calculating the sensitivity of the defined benefit obligation to significant actuarial assumptions, the same method (present value of the defined benefit obligation calculated with the projected unit credit method at the end of the reporting period) has been applied as when calculating the defined benefit liability recognised in the balance sheet. The methods and types of assumptions used in preparing the sensitivity analysis did not change compared to the prior period.

### Defined benefit liability and employer contributions

The company has purchased insurance policy to provide for payment of gratuity to the employees. Every year, the insurance company carries out a funding valuation based on the latest employee data provided by the company. Any deficit in the assets arising as a result of such valuation is funded by the company. The company considers that the contribution rate set at the last valuation date is sufficient to eliminate the deficit over the agreed period and that regular contributions, which are based on service costs, will not increase significantly.

The weighted average duration of the defined benefit obligation is 10.52 years. The expected cash flows over the years is as follows:

	As at March 31, 2021	As at March 31, 2020
Defined benefit obligation - gratuity		
Less than a year	81.53	52.65
Between 2-5 years	335.59	360.75
Over 6 years	739.17	830.93

### Risk management

Defined benefit plans are prone to a number of risks, the most significant of which are detailed below:

**Interest rate risk:** This may arise from volatility in asset values due to market fluctuations and impairment of assets due to credit losses. These Plans primarily invest in debt instruments such as Government securities and highly rated corporate bonds – the valuation of which is inversely proportional to the interest rate movements

**Salary cost inflation risk:** The present value of the Defined Benefit Plan liability is calculated with reference to the future salaries of participants under the Plan. Increase in salary due to adverse inflationary pressures might lead to higher liabilities.

### Note 26: Finance costs

	For the year ended March 31, 2021	For the year ended March 31, 2020
Interest and finance charges on financial liabilities carried at amortised cost	497.26	392.29
Other borrowing costs	207.70	182.37
<b>Total Finance costs</b>	<b>704.96</b>	<b>574.66</b>

## Notes to Consolidated financial statements

(All amounts in INR lakhs, unless otherwise stated)

### Note 27: Depreciation and amortisation expense

	For the year ended March 31, 2021	For the year ended March 31, 2020
Depreciation of property, plant and equipment	558.65	473.79
Depreciation of right-of-use assets	0.81	0.81
Amortisation of intangible assets	67.84	52.72
<b>Total depreciation and amortisation expense</b>	<b>627.30</b>	<b>527.32</b>

### Note 28: Research and development expenses

	For the year ended March 31, 2021	For the year ended March 31, 2020
Raw materials consumed	7.81	7.91
Salaries, wages, bonus and other allowances	59.46	78.12
Contribution to provident and other funds	1.91	5.12
Contribution to ESI	0.03	0.08
<b>Total Research and development expenses</b>	<b>69.21</b>	<b>91.23</b>

### Note 29: Other expenses

	For the year ended March 31, 2021	For the year ended March 31, 2020
Consumption of stores and spare parts	27.38	83.31
Consumption of packing materials	255.12	260.84
Power and fuel	149.53	315.39
Repairs and maintenance		
- Plant and machinery	277.58	507.76
- Buildings	16.59	14.42
- Others	88.62	135.14
Insurance	160.83	107.98
Rent	148.17	122.38
Rates and taxes, excluding taxes on income	49.26	65.62
Legal and professional charges	79.42	80.84
Directors sitting fees	7.60	8.60
Printing and stationery	16.72	24.68
Communication expenses	13.78	17.35
Travelling and conveyance	183.03	231.27
Vehicle maintenance	15.34	27.12
Sales commission	60.45	77.31
Sales promotion expenses	1.00	3.29
Advertisement	1.70	9.83
Carriage outward	169.35	114.70
Other selling expenses	73.93	69.68
Technical knowhow expenses	17.71	17.90
Net gain on foreign currency transactions and translations	-	137.78

## Notes to Consolidated financial statements

(All amounts in INR lakhs, unless otherwise stated)

	For the year ended March 31, 2021	For the year ended March 31, 2020
Bank charges	19.91	22.88
Payments to auditors (refer note 29 (a)below)	24.40	23.70
Bad debts written off*	283.70	637.50
Expected credit loss	60.00	40.00
Donations	0.70	3.58
Corporate social responsibility expenditure (refer note 29 (b)below)	15.68	39.49
General expenses	175.58	166.38
<b>Total other expenses</b>	<b>2393.08</b>	<b>3,366.72</b>

\* Mainly on account of Late delivery charges of ₹ 19.15 Lakhs (2019-20 ₹ 333.82 Lakhs), Powder Factor deduction of ₹ 252.37 Lakhs (2019-20 : 258.73 lakhs /-) and other deductions of ₹ 9.10 Lakhs (2019-20 : ₹ 44.66 Lakhs)

### Note 29 (a): Details of payments to auditors

	For the year ended March 31, 2021	For the year ended March 31, 2020
<b>Payment to auditors</b>		
<b>As auditors</b>		
As statutory auditor	7.50	7.50
For quarterly reviews	6.75	6.75
<b>In other capacities</b>		
For Certification	2.40	2.40
For GST Audit	3.00	3.00
Re-imbursement of expenses	1.26	1.38
<b>Subsidiary Auditors</b>		
As statutory auditor	3.49	2.67
<b>Total payments to auditors</b>	<b>24.40</b>	<b>23.70</b>

### Note 29 (b): Corporate social responsibility expenditure

	For the year ended March 31, 2021	For the year ended March 31, 2020
Amount required to be spent as per section 135 of the Act	15.67	39.15
Amount spent during the year on		
(i) Promoting education	0.44	5.74
(ii) Promoting healthcare	15.24	29.75
(iii) Women empowerment	-	3.50
(iv) Others	-	0.50
<b>Total corporate social responsibility expenditure</b>	<b>15.68</b>	<b>39.49</b>



## Notes to Consolidated financial statements

(All amounts in INR lakhs, unless otherwise stated)

### Note 30: Income tax expense

This note provides an analysis of the company's income tax expense, shows amounts that are recognised directly in equity and how the tax expense is affected by non-assessable and non-deductible items. It also explains significant estimates made in relation to the company's tax positions.

	For the year ended March 31, 2021	For the year ended March 31, 2020
<b>(a) Income tax expense</b>		
<b>Current tax</b>		
Current tax on profits for the year	-	1.16
Adjustments for current tax of prior periods	(31.86)	-
Total current tax expense	<b>(31.86)</b>	<b>1.16</b>
<b>Deferred tax</b>		
Decrease/ (increase) in deferred tax assets	(535.38)	(384.44)
(Decrease)/ increase in deferred tax liabilities	148.27	(115.74)
Total deferred tax expense/(benefit)	<b>(387.11)</b>	<b>(500.18)</b>
<b>Income tax expense</b>	<b>(418.97)</b>	<b>(499.02)</b>
<b>(b) Reconciliation of tax expense and the accounting profit multiplied by India's tax rate</b>		
<b>Profit from operations before income tax expenses</b>	<b>(1,514.70)</b>	<b>(1,501.53)</b>
<b>Income tax expense</b>		
Tax at the rate of 26% (2019-20: 26%)	(393.82)	(390.40)
Tax effect of amounts which are not deductible (taxable) in calculating taxable income	19.61	21.48
Weighted deduction on research and development	-	(65.46)
Tax effect of expenses not allowed for tax purpose	(6.37)	-
Tax effect of expenses relating to voluntary retirement scheme	(45.71)	(18.60)
Due to change in tax rate	-	(51.94)
Tax effect of items in other comprehensive income considered for income tax	27.52	(5.60)
Adjustments for current tax of prior periods	(31.86)	-
Tax effect on others	11.66	11.50
<b>Income tax expense</b>	<b>(418.97)</b>	<b>(499.02)</b>

## Notes to Consolidated financial statements

(All amounts in INR lakhs, unless otherwise stated)

### Note 31: Financial instruments and risk management - Fair value hierarchy

Fair value of the financial instruments is classified in various fair value hierarchies based on the following three levels:

Level 1: Quoted prices (unadjusted) in active market for identical assets or liabilities.

Level 2: Inputs other than quoted price including within level 1 that are observable for the asset or liability, either directly (i.e. as prices) or indirectly (i.e. derived from prices). The fair value of financial instruments that are not traded in an active market is determined using valuation techniques which maximize the use of observable market data and rely as little as possible on entity-specific estimates. If significant inputs required to fair value an instrument are observable, the instrument is included in Level 2.

Level 3: Inputs for the assets or liabilities that are not based on observable market data (unobservable inputs). If one or more of the significant inputs is not based on observable market data, the instrument is included in level 3. This is the case with listed instruments where market is not liquid and for unlisted instruments.

The following table represents the fair value hierarchy of assets and liabilities

	Fair value hierarchy	Notes	As at March 31, 2021		As at March 31, 2020	
			Carrying Value	*Fair Value	Carrying Value	*Fair Value
A. Financial assets						
a) Measured at amortised cost						
Cash and cash equivalents	Level -3	12	92.28	92.28	200.57	200.57
Other bank balances	Level -3	13	532.07	532.07	1,387.84	1,387.84
Unbilled receivable	Level -3	7	269.59	269.59	153.58	153.58
Trade receivables	Level -3	11	4,309.80	4,309.80	4,777.27	4,777.27
Total financial assets			5,203.74	5,203.74	6,519.26	6,519.26
B. Financial liabilities						
a) Measured at amortised cost						
Trade payables	Level -3		1,689.63	1,689.63	1,890.73	1,890.73
Borrowings	Level -3	15	5,503.09	5,503.09	5,510.24	5,510.24
Other financial liabilities	Level -3	16	1,755.95	1,755.95	1,341.39	1,341.39
Total financial liabilities			8,948.67	8,948.67	8,742.36	8,742.36

**Note:**

\*The carrying amounts of trade payables, other financial liabilities, borrowings, cash and cash equivalents, other bank balances, unbilled receivable and trade receivables are considered to be the same as their fair values due to their short term nature and recoverability from the parties.

### Note 32: Financial instruments and risk management - Financial risk management

The Company's activities expose it to Credit risk, Market risk and Liquidity risk. The Company emphasis on risk management and has an enterprise wide approach to risk management. The Company's risk management and control procedures involve prioritization and continuing assessment of these risks and device appropriate controls, evaluating and reviewing the control mechanism.

#### (A) Credit risk:

Credit risk is the risk of financial loss to the Company if a customer to a financial instrument fails to meet its contractual obligations. The Company is exposed to credit risk from its operating activities (primarily trade receivables) and from its financing activities, including deposits with banks. Credit risk of the Company is managed at the Company level.

The credit risk related to trade receivables is influenced mainly by the individual characteristics of each customer. The group follows a 'simplified approach' (i.e. based on lifetime ECL) for recognition of impairment loss allowance on Trade receivables. For the purpose of measuring lifetime ECL allowance for trade receivables, the group estimates irrecoverable amounts based on the ageing of the receivable balances and historical experience. Further, a large number of minor receivables are grouped into homogeneous groups and assessed for impairment collectively and for major receivable assessed for impairment individually. Individual trade receivables are written off when management deems them not to be collectible.

## Notes to Consolidated financial statements

(All amounts in INR lakhs, unless otherwise stated)

The ageing analysis of the receivables (gross of provisions) has been considered from the date of invoice

Particulars	As at March 31, 2021	As at March 31, 2020
Not Due	1,655.40	1,008.26
0-30 days	373.32	54.38
31-60 days	126.17	801.41
60-90 days	1,244.20	1,107.24
90-180 days	178.05	268.09
More than 181 days	1,278.13	2,023.36
<b>Gross total</b>	<b>4,855.27</b>	<b>5,262.74</b>
Less: Expected credit loss	545.47	485.47
<b>Net trade receivables</b>	<b>4,309.80</b>	<b>4,777.27</b>

Expected credit loss for trade receivables under simplified approach

Particulars	As at March 31, 2021	As at March 31, 2020
<b>Expected credit losses (ECL)</b>		
Opening balance	485.47	445.47
Add: ECL Movement during the year	60.00	40.00
Closing balance	545.47	485.47

### (B) Market risk:

Market Risk is the risk that the future value of a financial instrument will fluctuate due to moves in the market factors. The most common types of market risks are interest rate risk and foreign currency risk.

- **Interest rate risk**

Interest rate risk is the risk that the future cash flows or the fair value of a financial instrument will fluctuate because of changes in market interest rates. The Company manages its market interest rates by fixed rate interest, rate that is linked to marginal cost of lending rate, etc. Hence, the Company is not significantly exposed to interest rate risks.

- **Foreign currency risk**

Foreign currency risk is the risk that the fair value or future cash flows of an exposure will fluctuate because of changes in foreign exchange rates. The company is not significantly exposed to this risk because of natural hedging in the form of imports and exports being at similar levels.

## Notes to Consolidated financial statements

(All amounts in INR lakhs, unless otherwise stated)

### i) Foreign currency risk - sensitivity

The analysis is based on the assumption that the foreign currency increases / (decreases) by 2.5% with all other variables held constant. The Company manages its market interest rates by fixed rate interest, rate that is linked to marginal cost of lending rate, etc. Hence, the Company is not significantly exposed to interest rate risks.

#### Unhedged foreign currency exposure as at the reporting date:

	As at March 31, 2021			
	GBP (in number)	USD (in number)	EURO(in number)	Equivalent amount in INR lakhs
<b>Foreign currency assets</b>				
Trade receivable (for supplies and services )	-	258,312	146,250	315.79
Balance with banks	-	48,307	-	35.51
Deposits recoverable	-	1,325	-	0.89
Total	-	307,944	146,250	352.19
<b>Foreign currency liabilities</b>				
Payables for supplies and services	-	46,566	557,491	514.22
Buyers Credit	-	-	-	-
Capital Creditors	2,032	-	-	1.93
Total	2,032	46,566	557,491	516.15
<b>Net foreign currency assets / (liabilities)</b>	(2,032)	261,378	(411,241)	(163.96)
Non-monetary items				
(having no exposure to future foreign currency movement):				
Advance from customers	-	387,664	3,000	283.65

	As at March 31, 2020			
	GBP (in number)	USD (in number)	EURO (in number)	Equivalent amount in INR lakhs
<b>Foreign currency assets</b>				
Trade receivable (for supplies and services )	-	6,212	-	4.68
Balance with banks	-	179,518	-	135.33
Deposits Recoverable	-	1,325	-	0.89
Total	-	187,055	-	140.90
<b>Foreign currency liabilities</b>				
Payables for supplies and services	-	624,879	268,303	693.89
Buyers Credit	-	1,170,870	-	882.67
Total	-	1,795,749	268,303	1,576.56
<b>Net foreign currency assets / (liabilities)</b>	-	(1,608,694)	(268,303)	(1,435.66)
Non-monetary items				
(having no exposure to future foreign currency movement):				
Advance for purchase of spares and equipment	-	7,249	138,625	118.02
Advance from customers	-	512,313	8,000	376.15

## Notes to Consolidated financial statements

(All amounts in INR lakhs, unless otherwise stated)

### 2.5% increase or decrease in foreign exchange rates will have the following impact on profit/(loss) before tax

Particulars	For the year ended March 31, 2021	For the year ended March 31, 2020
GBP	-	-
USD	0.05	(30.32)
EURO	(0.09)	(5.57)

### (C) Liquidity risk:

Liquidity risk refers to the risk that the Company cannot meet its financial obligations. The objective of liquidity risk management is to maintain sufficient liquidity and ensure that funds are available for use as per requirements.

The Company's objective is to maintain a balance between continuity of funds through the use of bank overdrafts, loan from directors and other means of borrowings. The company invests its surplus funds in deposits with maturity of 3 months, which carry no/low mark to market risk.

The table below provides details regarding the remaining contractual maturities of financial liabilities at the reporting date

	< 1 Year	1-3 Years	> 3 Years	Total
<b>As at March 31, 2021</b>				
non-current borrowings	304.17	1,022.40	-	1,326.57
Current borrowings	4480.69	-	-	4,480.69
Trade and other payable	1689.63	-	-	1,689.63
Other financial liabilities	1442.63	9.15	-	1,451.78
<b>Total financial liabilities</b>	<b>7917.12</b>	<b>1,031.55</b>	<b>-</b>	<b>8,948.67</b>
<b>As at March 31, 2020</b>				
non-current borrowings	262.50	391.77	-	654.27
Current borrowings	5,118.47	-	-	5,118.47
Trade and other payable	1,890.73	-	-	1,890.73
Other financial liabilities	1,064.34	14.55	-	1,078.89
<b>Total financial liabilities</b>	<b>8,336.04</b>	<b>406.32</b>	<b>-</b>	<b>8,742.36</b>

### D) Other risk – Impact of COVID-19

The management has assessed the impact of COVID-19 pandemic on the financial statements, business operations, liquidity position, cash flow and has concluded that based on the current estimates no material adjustments are required in the carrying amount of assets and liabilities as at 31st March 2021.

The impact of the pandemic may be different from that estimated as at the date of approval of these financial statements and the group will continue to closely monitor any material changes to future economic conditions.

### Note 33: Capital management

- (a) The Company's financial strategy aims to provide adequate capital for its growth plans for sustained stakeholder value. The company's objective is to safeguard its ability to continue as a going concern, so that it can continue to provide returns for shareholders and benefits for other stakeholders. And depending on the financial market scenario, nature of the funding requirements and cost of such funding, the Company decides the optimum capital structure. The Company aims at maintaining a strong capital base so as to maintain adequate supply of funds towards future growth plans as a going concern.

The company's strategy is to maintain a gearing ratio within 30%. The gearing ratio were as follows:

	As at March 31, 2021	As at March 31, 2020
Net debt	5,204.92	4,209.96
Equity	18,605.58	19,772.71
<b>Total capital (net debt + equity)</b>	<b>23,810.50</b>	<b>23,982.67</b>
<b>Gearing ratio (Net debt / Total capital)</b>	<b>21.86%</b>	<b>17.55%</b>

## Notes to Consolidated financial statements

(All amounts in INR lakhs, unless otherwise stated)

### \*Net debt is as follows

	As at March 31, 2021	As at March 31, 2020
A) Borrowings		
Non-current borrowings	1,022.40	391.77
Current borrowings	4,480.69	5,118.47
Current maturity of long term debt	304.17	262.50
<b>Total (A)</b>	<b>5,807.26</b>	<b>5,772.74</b>
B) Cash and cash equivalents	92.28	200.57
Bank balances other than cash and cash equivalents	510.06	1,362.21
<b>Total (B)</b>	<b>602.34</b>	<b>1,562.78</b>
<b>C) Net debt (A-B)</b>	<b>5,204.92</b>	<b>4,209.96</b>

### (b) Loan covenants

Under the terms of major borrowing facilities, the company is required to comply with the following financial covenants:

- \* Total net worth should be greater than ₹ 60 crores including deferred tax liabilities.
- \* Total outside liabilities should be less than 1.25 times of the total net worth of the company
- \* Debt service coverage ratio should be greater than 1.50 throughout the tenor of the loan

The company has complied with these covenants throughout the reporting period.

### Note 34: Contingent Liabilities

	As at March 31, 2021	As at March 31, 2020
On account of Letters of credit and Guarantees issued by the bankers.	3,089.92	4,736.21
Claims against the company not acknowledged as debts in respect of		
- Sales tax	575.83	575.83

It is not practicable for the company to estimate the timings of cash flows, if any, in respect of the above pending resolution of the respective proceedings.

### Note 35: Commitments

	As at March 31, 2021	As at March 31, 2020
Estimated amount of contracts remaining to be executed on capital account and not provided for (net of advances)	173.64	1,258.32

### Note 36: Payables to Micro, Small & Medium Enterprises

Information pertaining to Micro and Small Enterprises as required to be disclosed under the Micro, Small and Medium Enterprises Development Act, 2006 (Act) as given below has been determined to the extent such parties have been identified on the basis of information available with the Company:

	As at March 31, 2021	As at March 31, 2020
Principal amount remaining unpaid as at year-end	17.20	1.70
Interest due thereon as at year-end	-	-
Interest paid by the Company in terms of Section 16 of Micro, Small and Medium Enterprises Development Act, 2006, along with the amount of payment made to the supplier beyond the appointed day during the year	-	-

## Notes to Consolidated financial statements

(All amounts in INR lakhs, unless otherwise stated)

	As at March 31, 2021	As at March 31, 2020
Interest due and payable for the period of delay in making payment ( which have been paid but beyond the appointed day during the year) but without adding the interest specified under the Act	-	-
Interest accrued and remaining unpaid as at year-end	-	-
Further interest remaining due and payable even in the succeeding years, until such date when the interest dues as above are actually paid to the small enterprise for the purpose of disallowance as a deductible expenditure under Section 23 of the Act	-	-
Note: The list of undertakings covered under MSMED was determined by the Company on the basis of information available with the Company and has been relied upon by the auditors.		

### Note 37 : Segment information

#### (a) Description of segments and principal activities

The Chairman & Managing Director has been identified as the Chief Operating Decision Maker (CODM). Operating segments are defined as components of an enterprise for which discrete financial information is available. This is evaluated regularly by the CODM, in deciding how to allocate resources and assessing the Company's performance. The Company is engaged in the business of "High Energy Materials" and operates in a single operating segment.

The revenue from transactions with three customer exceed 10% of the total revenue of the company for each of the two years ended March, 31 2021 and March, 31 2020.

#### Geographical Information

The Group mainly domiciled its activities in India. The amount of its revenue from external customers broken down by location of the customers is shown in the table below:

Revenue from external customers	As at March 31, 2021	As at March 31, 2020
India	13,314.64	15,771.86
Rest of the world	1,905.66	680.23
<b>Non-current assets</b>		
India	19,336.79	18,792.95
Rest of the world	-	-

### Note 38: Interest in Joint Venture

#### BF Premier Energy Systems Private Limited :

The company has 50% interest in BF Premier Energy Systems Private Limited, a joint venture incorporated in India and involved in manufacturing defence products such as Bi-modular cartridges systems, ammunition of selected types, ready to use defence products such as rockets, missiles, mines, bombs, torpedoes and ammunition, etc.

#### Summarised balance sheet

	As at March 31, 2021	As at March 31, 2020
<b>Interest in assets, liabilities with respect to jointly controlled entities are as follows:</b>		
Current assets	1.45	1.49
Non-current assets	-	-
Current liabilities	(2.05)	(1.65)
Non-current liabilities	-	-
<b>Equity</b>	<b>(0.60)</b>	<b>(0.16)</b>
Proportion of the Group's ownership	50%	50%
Carrying amount of the investment* -	-	-



## Notes to Consolidated financial statements

(All amounts in INR lakhs, unless otherwise stated)

### Summarised statement of profit and loss

	As at March 31, 2021	As at March 31, 2020
<b>Income</b>		
Other income	-	-
<b>Expenses</b>		
Employee benefit expenses	-	-
Depreciation	-	-
Other expenses	0.44	0.43
<b>Total expenses</b>	<b>0.44</b>	<b>0.43</b>
<b>Loss before tax</b>	<b>0.44</b>	<b>0.43</b>
Tax expenses	-	-
<b>Loss for the year</b>	<b>0.44</b>	<b>0.43</b>
Other comprehensive income for the year	-	-
<b>Total comprehensive income for the year</b>	<b>0.44</b>	<b>0.43</b>
<b>Group's share of loss for the year*</b>	<b>-</b>	<b>-</b>

The Group had no contingent liabilities or capital commitments relating to its interest in BF Premier Energy Systems Ltd. as at March 31, 2021 and March 31, 2020

\* Since the accumulated losses of the joint venture exceed the value of investment, the investment is shown as zero and no further losses have been allocated.

**Note 39:** The subsidiaries (which along with PEL, the parent, constitute the Group) considered in preparation of these Consolidated Financial Statements are

	Relationship	Principal activity	Ownership
<b>Indian entities</b>			
<b>March 31, 2021</b>			
Premier Wire Products Limited	Subsidiary	Manufacture of galvanised iron wire	80%
PELNEXT Defense Systems Private Limited	Wholly owned subsidiary	Manufacture of defence products	100%
BF Premier Energy Systems Private Limited	Joint venture	Manufacture of defence products	50%

### Note 40: Related Party Transactions

<b>(a) Enterprises where control exists</b>	
<b>Wholly owned Subsidiary Companies</b>	PELNEXT Defense Systems Private Limited
<b>Subsidiaries</b>	Premier Wire Products Limited
<b>Joint Venture</b>	BF Premier Energy Systems Private Limited
<b>(b) Key Management Personnel (KMP)</b>	
	Dr. A.N.Gupta, Chairman & Managing Director
	Mr.T.V.Chowdary, Deputy Managing Director
	Mr. Y. Durga Prasad Rao , Whole time Director
	Dr. (Mrs.) Kailash Gupta, Non Executive Director
	Mr.Anil Kumar Mehta, Independent Director
	Mr.P.R. Tripathi, Independent Director
	Mr.K.Rama Rao , Independent Director
	Dr. A. Venkat Raman , Independent Director
	Gen P.R Kumar , Independent Director
<b>(c) Relatives of key management personnel</b>	
	Dr.(Mrs.) Kailash Gupta
	Mrs. T.Malati
<b>(d) Concerns in which key management personnel have substantial interest (significant interest entities):</b>	
	A.N.Gupta(HUF)

## Notes to Consolidated financial statements

(All amounts in INR lakhs, unless otherwise stated)

### (e) Transactions with related parties

	Amount of transaction	Amount Receivable/ (Payable)	Amount of transaction	Amount Receivable/ (Payable)
	For the year ended March 31, 2021	As at March 31, 2021	For the year ended March 31, 2020	As at March 31, 2020
<b>Key Management Personnel</b>				
<b>Short term employee benefits</b>				
Managerial remuneration	358.21	(20.82)	406.88	(7.33)
<b>Others</b>				
Acceptance of unsecured loan	31.00	(744.14)	190.50	(750.00)
Repayment of unsecured loan	-		92.00	
Interest paid	79.39		74.56	
Dividend paid	-		102.92	-
Sitting fees	7.60		8.60	-

	Amount of transaction	Amount Receivable/ (Payable)	Amount of transaction	Amount Receivable/ (Payable)
	For the year ended March 31, 2021	As at March 31, 2021	For the year ended March 31, 2020	As at March 31, 2020
<b>Relatives of Key Management Personnel</b>				
Dividend paid	-	-	0.55	-
<b>Concerns in which key management personnel have substantial interest (significant interest entities)</b>				
Dividend paid	-	-	17.73	-

### Information regarding significant transactions

(Generally in excess of 10% of the total transaction value of the same type)

Nature of transaction / related party	As at March 31, 2021	As at March 31, 2020
<b>Acceptance of unsecured loans</b>		
Dr. A.N.Gupta	25.00	152.00
<b>Interest paid</b>		
Dr. A.N.Gupta	62.75	59.50
Dr. Kailash Gupta	16.64	15.06
<b>Managerial remuneration paid*</b>		
Dr. A.N.Gupta	250.96	285.13
Mr. T.V. Chowdary	71.44	97.03
Mr. Y. Durga Prasad Rao	35.81	24.72
<b>Repayment of unsecured loans</b>		
Dr. A.N.Gupta	-	52.00
Dr. Kailash Gupta	-	40.00
<b>Sitting fees</b>		
Dr. Kailash Gupta	1.30	1.90
Mr. Anil Kumar Mehta	1.80	2.40
Mr. P.R. Tripathi	1.70	1.50
Mr. K. Rama Rao	1.20	1.40
Dr.A.Venkataraman	0.80	0.80
Mr.P.R.Kumar	0.80	0.60
<b>Dividend paid</b>		
Dr. A.N.Gupta	-	70.42
Dr. Kailash Gupta	-	31.52
A.N Gupta (HUF)	-	17.73

\*As gratuity and leave encashment are computed for all the employees in aggregate, the amounts relating to the key managerial personnel cannot be individually identified.

## Notes to Consolidated financial statements

(All amounts in INR lakhs, unless otherwise stated)

### (g) Terms and conditions

- (i) Transactions relating to dividends were on the same terms and conditions that applied to other stake holders.
- (ii) The loans accepted from key managerial personnel carries interest rate of 11% per annum.
- (iii) All outstanding balances are unsecured and repayable in cash.

### Note No 41: Donation to political parties

	For the year ended March 31, 2021	For the year ended March 31, 2020
Communist party of India (Marxist Leninist)	0.25	0.40
	<b>0.25</b>	<b>0.40</b>

### Note 42: Earnings /(Loss) per share (EPS)

	For the year ended March 31, 2021	For the year ended March 31, 2020
<b>(a) Basic and Diluted EPS</b>		
Earnings /(Loss) per share attributable to the equity holders of the company	(10.19)	(9.32)
<b>(b) Reconciliation of earnings used in calculating earnings per share</b>		
<b>Basic and Diluted earnings per share</b>		
(Loss) attributable to the equity holders of the company used in calculating earnings per share	(1,095.73)	(1,002.51)
<b>(c) Weighted average number of shares used as the denominator</b>		
Weighted average number of equity shares used as the denominator in calculating basic earnings per share	10,752,239	10,752,239
Adjustments for calculation of diluted earnings per share	-	-
<b>Weighted average number of equity shares used as the denominator in calculating diluted earnings per share</b>	<b>10,752,239</b>	<b>10,752,239</b>

### Note 43 : Assets pledged as security

The carrying amounts of Company's assets pledged as security for current and non-current borrowings are:

	As at March 31, 2021	As at March 31, 2020
<b>Working capital loans from banks (secured)</b>		
<b>Primary security</b>		
Current assets		
Financial assets	5,094.71	6,388.39
Non financial assets	4,877.50	5,375.26
<b>Collateral security</b>		
non-current assets		
Non financial assets	19,440.05	17,320.59
<b>Towards current borrowings</b>	<b>29,412.26</b>	<b>29,084.24</b>
<b>non-current borrowings from banks (secured)</b>		
<b>Primary security</b>		
Non-current assets		
Non financial assets		
Financial assets	18,906.67	1,302.61
<b>Collateral security</b>	533.38	-
Current assets		
Financial assets	5,094.71	6,388.39
Non financial assets	4,877.50	5,375.26
<b>Towards non-current borrowings</b>	<b>29,412.26</b>	<b>13,066.26</b>

## Notes to Consolidated financial statements

(All amounts in INR lakhs, unless otherwise stated)

### Note 44: Utilisation of fund raised through Qualified Institutional Placement & Preferential Issue

During the year ended March 31, 2021 the group has raised ₹ Nil (2020: Nil) primarily for business expansion, working capital purposes and any other purposes as may be permissible under applicable law.

Utilisation of funds	As at March 31, 2021	As at March 31, 2020
Business expansion & Working capital utilisation	-	1,660.65

### Note 45: Additional information required by Schedule III

	Premier Explosive limited	Premier Wire Products Private Limited	PELNEXT Defense Systems Private Limited	BF Premier Energy Systems Private Limited	Non controlling interest	Inter-company transactions/balances
<b>Net assets (total assets minus total liabilities)</b>						
Amount	18500.82	510.60	(2.27)	-	127.43	(531.00)
As % of consolidated net assets	99%	3%	0%	0%	1%	-3%
<b>Share in profit or (loss)</b>						
Amount	(1074.47)	(16.36)	(0.81)	-	(4.09)	-
As % of consolidated net assets	98%	1%	0%	0%	0%	0%
<b>Share in other comprehensive income</b>						
Amount	(71.40)	0.00	0.00	-	-	-
As % of consolidated net assets	100%	0%	0%	0%	0%	0%
<b>Share in total comprehensive income</b>						
Amount	(1,145.87)	(16.36)	(0.81)	-	(4.09)	-
As % of consolidated net assets	99%	1%	0%	0%	0%	0%

### Note 46 :Material Uncertainty related to Going Concern (Premier Wire Products Limited)

During the year the subsidiary company has incurred loss before tax of ₹ 24.83 lakhs, the subsidiary company has accumulated loss of ₹162.47 before considering Revaluation reserve of ₹175.94 lakhs as at 31st March, 2021 and terminated all the employees in the month of January, 2021. However, the accounts of the subsidiary company for the year ended 31st March, 2021 have been prepared on the Going Concern basis. The auditors of the subsidiary company in their Audit Report for the year included this matter under "Material Uncertainty related to Going Concern".

**Note 47:** Previous year figures have been regrouped /reclassified to conform to current year classification.

### As per our report of even date

#### For MAJETI & CO.

Chartered Accountants  
Firm's registration number: 0159755

#### Kiran Kumar Majeti

Partner  
Membership number: 220354  
Secunderabad  
June 28, 2021

**P. Srihari**  
Chief Financial Officer

**K. Jhansi Laxmi**  
Company Secretary

### For and on behalf of the Board

**Dr. A.N. Gupta**  
Chairman and Managing Director  
DIN: 00053985

**T.V. Chowdary**  
Deputy Managing Director  
DIN: 00054220

## Notice of the 41<sup>st</sup> Annual General Meeting

Notice is hereby given that the 41<sup>st</sup> Annual General Meeting of the Members of Premier Explosives Limited (the Company) will be held on Wednesday, the 29<sup>th</sup> day of September, 2021 at 11.30 a.m. through Video Conferencing facility (VC) / other Audio Visual Means (OAVM), to transact the following business:

The proceedings of the Annual General Meeting (AGM) shall be deemed to be conducted at the Registered Office of the Company which shall be the deemed venue of the AGM.

### Ordinary business

1. To receive, consider and adopt:
  - a. the Audited Standalone Financial Statements of the Company for the financial year ended March 31, 2021 together with the Reports of the Board of Directors and Auditors thereon.
  - b. The Audited Consolidated Financial Statements of the Company for the financial year ended March 31, 2021 together with the Reports of Auditors thereon.
2. To appoint a director in place of Mr. Y. Durga Prasad Rao (DIN: 08072805), who retires by rotation as a Director and being eligible offers himself for re-appointment.

### Special Business

3. **Re-Appointment of Lt Gen P. R. Kumar (DIN: 07352541) as an Independent Director for a second term of five consecutive years.**

To consider and if thought fit, to pass with or without modification(s), the following resolution as a **Special Resolution**:

“RESOLVED THAT pursuant to the provisions of Section 149, 150 and 152 read with Schedule IV and other applicable provisions, if any, of the Companies Act, 2013 (the Act) (including any statutory modifications(s) or re-enactment(s) thereof, for the time being in force), the Companies (Appointment and Qualification of Directors) Rules, 2014 and Regulation 17 and other applicable provisions of the Securities and Exchange Board of India (Listing Obligations and Disclosure Requirements) Regulations, 2015 (SEBI Listing Regulations), as amended, Lt Gen P. R. Kumar (Retd.) (DIN: 07352541), who was appointed as an Independent Director to hold office till 1<sup>st</sup> November, 2021 and being eligible has given his consent along with a declaration that he meets the criteria of independence under Section 149(6) of the Act and the rules framed thereunder and Regulation 16(1)(b) of the SEBI Listing Regulations, and in respect of whom the Company has received a notice in writing under Section 160(1) of the Act from a Member proposing his candidature for the office of Director, be and is hereby re-appointed as an Independent Director of the Company, not liable to retire by rotation, to hold office for a second term of 5 (five) consecutive years on the Board of the Company commencing from November 2, 2021 upto November 1, 2026.”

RESOLVED FURTHER THAT the Board of Directors of the Company (including its committee thereof) and / or Company Secretary of the Company, be and are hereby authorized to do

all such acts, deeds, matters and things as may be considered necessary, desirable or expedient to give effect to this resolution.”

### 4. Ratification of remuneration payable to the Cost Auditors

To consider and if thought fit, to pass with or without modification(s), the following Resolution as an **Ordinary Resolution**.

“RESOLVED THAT pursuant to the provisions of Section 148(3) and other applicable provisions, if any, of the Companies Act, 2013 (including any statutory modification(s) or re-enactment(s) thereof for the time being in force) and the Companies (Audit and Auditors) Rules, 2014, as amended, the remuneration payable to M/s. S.S. Zanwar & Associates, Cost Accountants (Firm Registration No. 100283), appointed by the Board of Directors as Cost Auditors to conduct the audit of the cost records of the Company for the financial year ending March 31, 2022, amounting to ₹ 1,30,000/- (Rupees one lakh thirty thousand only) plus applicable taxes and reimbursement of out-of-pocket expenses incurred in connection with the cost audit, be and is hereby ratified.”

RESOLVED FURTHER THAT the Board of Directors of the Company be and is hereby authorised to do all acts and take all such steps as may be necessary, proper or expedient to give effect to this resolution.”

By order of the Board  
For **Premier Explosives Limited**

Place: Secunderabad  
Date: September 3, 2021

K. Jhansi Laxmi  
Company Secretary  
M.No.A16577

Registered Office:  
‘PREMIER HOUSE’, # 11, Ishaq Colony,  
Near AOC Centre, Secunderabad– 500015  
Telangana  
CIN:L24110TG1980PLC022633  
Email: investors@pelgel.com  
Website:www.pelgel.com

### NOTES:

1. The Statement as required under Section 102 of the Companies Act, 2013 (the Act) is annexed hereto to the Notice.
2. In view of the continuing COVID-19 pandemic, the Ministry of Corporate Affairs (MCA) has vide its General Circular No.02/2021 dated January 13, 2021 read with General Circulars Nos. 14/2020 dated April 8, 2020, 17/2020 dated April 13, 2020, and 20/2020 dated May 5, 2020 (collectively referred to as MCA Circulars) permitted the holding of the Annual General Meeting (AGM or Meeting) through Video Conferencing (VC) facility or other audio visual means (OAVM), without physical presence of the Members at a common venue. Further, the Securities

## Notice of the 41<sup>st</sup> Annual General Meeting

Exchange Board of India (SEBI) vide its Circulars No. SEBI/HO/CFD/CMD1/CIR/P/2020/79 dated May 12, 2020 and SEBI/HO/CFD/CMD2/CIR/P/2021/11 dated January 15, 2021 (collectively referred to as SEBI Circulars) has also granted certain relaxations. In compliance with the provisions of the Companies Act, 2013 (the Act), and SEBI (Listing Obligations and Disclosure Requirements) Regulations, 2015 (SEBI Listing Regulations) read with the Circulars issued by MCA and SEBI, the 41<sup>st</sup> Annual General Meeting of the members of the Company is being conducted through VC/OAVM on Wednesday, September 29, 2021 at 11:30 a.m. The deemed venue of the AGM shall be the Registered Office of the Company. The procedure for joining the AGM through VC/OAVM is mentioned in this Notice.

3. Pursuant to the provisions of the Act, a member entitled to attend and vote at the AGM is entitled to appoint a proxy to attend and vote on his/her behalf and the proxy need not be a member of the Company. Since this AGM is being held pursuant to the MCA Circulars through VC/OAVM, physical attendance of Members has been dispensed with. Accordingly, the facility for appointment of proxies by the Members will not be available for the AGM and hence, the Proxy Form and Attendance Slip including route map are not annexed to this Notice.
4. Institutional / Corporate Members (i.e., other than individuals / HUF, NRI etc) intending to appoint their authorized representatives pursuant to Sections 112 and 113 of the Act, as the case may be, are required to send a scanned copy (PDF/JPEG format) of its Board or governing body Resolution/Authorization etc, authorising its representatives to attend the AGM through VC/OAVM on its behalf and to vote through remote e-voting or e-voting at the AGM, by email to the Scrutinizer at kvcr133@gmail.com with a copy marked to evoting@kfintech.com and to the company at investors@pelgel.com.
5. KFin Technologies Private Limited (KFinTech) will be providing the facility for voting through remote e-voting, for participation in the 41<sup>st</sup> AGM through VC/OAVM and e-voting during the AGM.
6. Members shall have the option to vote electronically (e-voting) either before the AGM (remote e-voting) or during the AGM. In compliance with the provisions of Section 108 of the Act and Rule 20 of the Companies (Management and Administration) Rules, 2014, as substituted by the Companies (Management and Administration) Rules, 2015 and any amendments thereto, Secretarial Standard on General Meetings (SS-2), Regulation 44 of the SEBI Listing Regulations and MCA Circulars the facility for voting electronically (e-voting) before the AGM (remote e-voting) and e-voting during the AGM, in respect of the business to be transacted at the AGM is being provided by the Company through KFin Technologies Private Limited (KFinTech) Registrar and Transfer Agents of the company. The detailed instructions for e-voting are given in this Notice.
7. The Company has appointed Mr. K.V. Chalama Reddy, Practicing Company Secretary (Membership No.: F9268), to act as the scrutinizer, to scrutinize the entire e-voting process i.e., remote e-voting and e-voting during the AGM, in a fair and transparent manner. The Scrutinizer shall not later than 48 hours of conclusion of the AGM, submit his report of the votes cast in favour or against, if any, to the Chairman of the Company or a person authorized by him in writing, and the result of the same will be disclosed forthwith. The Company has appointed KFin Technologies Private Limited as the Agency for the purpose of facilitating the electronic voting.
8. In compliance with the above referred MCA Circulars and SEBI Circulars, the Notice of the AGM along with the Annual Report for the financial year 2020-21 (Annual Report) is being sent only through electronic mode to those Members whose e-mail addresses are registered with the Company/Depositories. Members may note that the Annual Report will also be available on the website of the Company at [www.pelgel.com](http://www.pelgel.com), websites of the Stock Exchanges i.e., BSE Limited and National Stock Exchange of India Limited at [www.bseindia.com](http://www.bseindia.com) and [www.nseindia.com](http://www.nseindia.com) respectively and on the website of Company's Registrar and Transfer Agent, KFinTech at <https://evoting.kfintech.com/>. For any communication, the members may also send a request to the Company's investor email ID: investors@pelgel.com. The company will not be despatching physical copies of the Annual Report for the financial year 2020-21 and the notice of the AGM to any member.
9. For receiving all communication (including Annual Report) from the Company electronically:
  - a) Members holding shares in physical mode and who have not registered/updated their email address with the Company are requested to register/update the same by writing to the Company with details of folio number and attaching a self-attested copy of PAN card at [Investors@pelgel.com](mailto:Investors@pelgel.com) or to KFinTech at [einward.ris@kfintech.com](mailto:einward.ris@kfintech.com)
  - b) Members holding shares in dematerialised mode are requested to register/update their email addresses with the relevant Depository Participant.
10. The Members are permitted to join the 41<sup>st</sup> AGM through VC/OAVM, 15 minutes before the scheduled time of commencement of AGM and during the AGM, by following the procedure mentioned in the Notice. The detailed instructions for participating in the 41<sup>st</sup> AGM through VC/OAVM form part of the Notes to this Notice.
11. Members may note that the facility of participation at the AGM through VC/OAVM will be made available to at least 2000 Members on a first-come-first-served basis. This will not include large shareholders (i.e., shareholders holding 2% or more shareholding), Promoters, Institutional Investors, Directors, Key Managerial Personnel, the Chairpersons of the Audit Committee, Nomination & Remuneration Committee and Stakeholders Relationship Committee, Auditors, etc, who are allowed to attend the AGM without any restrictions pertaining to joining the AGM on a first-come-first-served basis principle. Institutional Investors who are Members of the Company, are encouraged to attend and vote at the AGM.



## Notice of the 41<sup>st</sup> Annual General Meeting

12. The attendance of the Members joining the AGM through VC/OAVM will be counted for the purpose of reckoning the quorum under Section 103 of the Act.
13. The remote e-voting period will commence at 9:00 A.M.(IST) on Saturday, September 25, 2021 and will end at 5.00 P.M.(IST) on Tuesday, September 28, 2021
14. Members attending the AGM through VC/OAVM should note that those who are entitled to vote but have not exercised their right to vote by remote e-voting, may vote during the AGM through e-voting for all the businesses specified in the Notice. The Members who have exercised their right to vote by remote e-voting, may participate in the AGM through VC/OAVM but cannot vote during the AGM.
15. Voting rights shall be reckoned on the paid-up value of the shares registered in the name of the Member / Beneficial Owner list maintained by the depositories as on the cut-off date i.e. Wednesday, 22 September, 2021 (cut-off date).
16. A person, whose name is recorded in the Register of Members / Beneficial Owners list maintained by the depositories as on Wednesday, 22 September, 2021 only shall be entitled to avail the facility of remote e-voting or e-voting during the AGM.
17. Any person who becomes a Member of the Company after sending the Annual Report and holding shares as on Wednesday, September 22, 2021 shall also follow the procedure stated herein. A person who is not a Member as on 22.09.2021 should treat this Notice for information purposes only.
18. In case of joint holders attending the AGM, the shareholder whose name appears as the first holder in the order of names as per the Register of Members of the Company will be entitled to vote at the AGM.
19. The Register of Members and Share Transfer Books of the Company will remain closed from Thursday, 23 September, 2021 to Wednesday, 29<sup>th</sup> September, 2021 (both days inclusive).
20. The relevant details required to be given under Regulation 36(3) of SEBI Listing Regulations and Secretarial Standard on General Meetings (SS-2) issued by The Institute of Company Secretaries of India, in respect of Directors seeking re-appointment at this AGM is annexed
21. The Register of Directors and Key Managerial Personnel and their shareholding, maintained under Section 170 of the Act and the Register of Contracts or Arrangements in which the Directors are interested maintained under Section 189 of the Act and all the documents referred to in the Notice will be available electronically for inspection by the Members from the date of dispatch of Notice upto the date of AGM. Members seeking to inspect such documents can send their requests to the Company at [investors@pelgel.com](mailto:investors@pelgel.com).
22. Members who still hold share certificate(s) in physical form are advised to dematerialize their shareholding to avail the benefits of dematerialization, which includes easy liquidity since trading is permitted in dematerialized form only, electronic transfer, savings in stamp duty and elimination of any possibility of loss of documents. Further, with effect from April 1, 2019, requests for transfer of securities are not permitted unless the securities are held in dematerialized form with a depository except in case of transmission or transposition of securities as per SEBI Listing Regulations. Members who still hold share certificate(s) in physical form are advised to dematerialize their shareholding at the earliest.
- a. The format of the Register of Members prescribed by the Ministry of Corporate Affairs under the Companies Act, 2013 requires the company/registrar and transfer agents to record additional details of Members, including their PAN details, e-mail address etc. A "form" for compiling additional details is available on the Kfintech's Website at the web-link: [https://ris.kfintech.com/email\\_registration/](https://ris.kfintech.com/email_registration/). Members holding shares in electronic form are requested to submit the details to their respective Depository Participants only.  
  
Members are requested to update and/or intimate changes, if any, pertaining to their name, postal address, email IDs, telephone/mobile numbers, Permanent Account Number (PAN), mandates, nominations, power of attorney, their bank details (name of the Bank and branch details, account number, 9 digit MICR and 11 digit IFSC), to their respective Depository Participants (DPs) in case the shares are held by them in electronic form and to Company's Registrar and transfer Agents, Kfintech, in case the shares are held by them in physical form by quoting their folio numbers and attaching a scanned copy of the cancelled cheque leaf of their bank account and a self-attested scanned copy of the PAN Card. Further, Members may note that SEBI has mandated the submission of PAN by every participant in the securities market.
23. Members can avail of the facility of nomination in respect of shares held by them pursuant to the provisions of Section 72 of the Act.
24. Members who have multiple folios in the identical names or joint names in the same order are requested to intimate the Registrar and Transfer Agents, Kfintech about these folios to enable consolidation of all such shareholdings into one folio.
25. SEBI vide its Circular No. SEBI/HO/MIRSD/DOP1/CIR/P/2018/73 dated 20th April, 2018 has mandated registration of PAN and Bank Account details for all security holders. Members are requested to submit the aforesaid information to their respective Depository Participant(s).
26. All the documents referred in the Notice are available for inspection electronically from the date of dispatch of Notice till Wednesday, September 29, 2021. Members seeking to inspect such documents are requested to write to the Company at [investors@pelgel.com](mailto:investors@pelgel.com).
27. Investor Grievance Redressal: The Company has designated an e-mail ID i.e. [investors@pelgel.com](mailto:investors@pelgel.com) to enable the investors to register their complaints/send correspondence, if any.



## Notice of the 41<sup>st</sup> Annual General Meeting

28. Unclaimed Dividend: Members who wish to claim the unclaimed dividends of the past years, are requested to correspond with M/s. KFin Technologies Private Limited, RTA, for encashing the unclaimed dividends standing to the credit of their account. Pursuant to the provisions of Sections 124 and 125 of the Act read with the Investor Education and Protection Fund (Accounting, Audit, Transfer and Refund) Rules, 2016, all unclaimed / unpaid dividends for a period of seven consecutive years from the date they become due for payment are required to be transferred to the Investor Education and Protection Fund ('IEPF'). The Shares in respect of such unclaimed dividends are also liable to be transferred to the demat account of the IEPF Authority. In view of this, shareholders are requested to claim the unclaimed dividends within the stipulated timeline.
29. Members are requested to support the 'Green Initiative', by registering / updating their e-mail addresses, with the Depository Participant in case the shares are held in electronic form and with Company's Registrars and Transfer Agents, KFinTech, in case the shares are held in physical form.
30. Members seeking any information with regard to the financial statements or any matter to be placed at the AGM, are requested to write to the Company at least 7 days before the meeting through e-mail on investors@pelgel.com. The same will be replied by the company suitably.
31. To prevent fraudulent transactions, Members are advised to exercise due diligence and notify the Company of any change in address or demise of any Member as soon as possible. Members are also advised not to leave their demat account(s) dormant for a long time. Periodic statement of holdings should be obtained from the concerned DPs and holding should be verified from time to time.
32. PROCEDURE AND INSTRUCTIONS FOR REMOTE VOTING:
  - i. In compliance with the provisions of Section 108 of the Act, read with Rule 20 of the Companies (Management and Administration) Rules, 2014, as amended from time to time, and Regulation 44 of the SEBI Listing Regulations and in terms of SEBI circular No. SEBI/HO/CFD/CMD/CIR/P/2020/242 dated December 9, 2020 in relation to e-voting facility provided by Listed Entities, the members are provided with the facility to cast their vote electronically, through the e-voting services provided by KFin Technologies Private Limited in respect of all resolutions set forth in this Notice. The facility of casting votes by shareholders using an electronic voting system from a place other than the venue of the AGM is termed as 'Remote Electronic Voting' (Remote e-voting). It is hereby clarified that it is not mandatory for a Member to vote using the remote e-voting facility. The instructions for e-voting are given herein below.
  - ii. However, in pursuant to SEBI Circular no. SEBI/HO/CFD/CMD/CIR/P/2020/242 dated December 9, 2020 on "e-Voting facility provided by Listed Companies". E-voting process has been enabled to all the individual demat account holders, by way of single login credential, through their demat accounts/websites of Depositories/ DPs in order increase the efficiency of the voting process.
  - iii. Individual demat account holders would be able to cast their vote without having to register again with the e-Voting service provider (ESP) thereby not only facilitating seamless authentication but also ease and convenience of participating in e-Voting process. Shareholders are advised to update their mobile number and e-mail ID with their DPs to access e-Voting facility.
  - iv. The remote e-Voting period will commence at **9.00 A.M. (IST) on Saturday, September 25, 2021 and will end at 5.00 P.M. (IST) on Tuesday, September 28, 2021**. During this period, Members of the Company, holding shares either in physical form or in dematerialized form, as on the cut-off date of Wednesday, September 22, 2021, may cast their vote electronically. The e-voting module shall be disabled by KFinTech for voting thereafter and the same will be enabled during the AGM for the Members who have not casted their vote through remote e-voting. Members who have cast their vote by remote e-voting prior to the AGM may also attend/participate in the AGM through VC/OAVM but shall not be entitled to cast their vote again.
  - v. The voting rights of Members shall be in proportion to their shares in the paid-up equity share capital of the Company as on the cut-off date.
  - vi. Any person holding shares in physical form and non-individual shareholders, who acquires shares of the Company and becomes a Member of the Company after sending of the Notice and holding shares as of the cut-off date, may obtain the login ID and password by sending a request at evoting@Kfintech.com. However, if he/she is already registered with KFinTech for remote e-Voting then he/she can use his/her existing User ID and password for casting the vote.
  - vii. In case of Individual Shareholders holding securities in demat mode and who acquires shares of the Company and becomes a Member of the Company after sending of the Notice and holding shares as of the cut-off date may follow steps mentioned below under "Login method for remote e-Voting and joining virtual meeting for Individual shareholders holding securities in demat mode."
  - i. The details of the process and manner for remote e-Voting and e-AGM are explained herein below:
 

**Step 1 :** Access to Depositories e-Voting system in case of individual shareholders holding shares in demat mode.

**Step 2 :** Access to KFinTech e-Voting system in case of shareholders holding shares in physical and non-individual shareholders in demat mode.

**Step 3 :** Access to join virtual meetings (e-AGM) of the Company on KFin system to participate in e-AGM and vote at the AGM.

## Notice of the 41<sup>st</sup> Annual General Meeting

### DETAILS ON STEP 1 ARE MENTIONED BELOW:

#### I) Login method for remote e-Voting for Individual shareholders holding securities in dematerialized form.

Type of shareholders	Login Method
Individual Shareholders holding securities in demat mode with NSDL	<ol style="list-style-type: none"> <li><b>User already registered for IDeAS facility:</b> <ol style="list-style-type: none"> <li>Visit URL: <a href="https://eservices.nsdl.com">https://eservices.nsdl.com</a></li> <li>Click on the "Beneficial Owner" icon under "Login" under 'IDeAS' section.</li> <li>On the new page, enter User ID and Password. Post successful authentication, click on "Access to e-Voting"</li> <li>Click on company name or e-Voting service provider and you will be re- directed to e-Voting service provider website for casting the vote during the remote e-Voting period.</li> </ol> </li> <li><b>User not registered for IDeAS e-Services</b> <ol style="list-style-type: none"> <li>To register click on link : <a href="https://eservices.nsdl.com">https:// eservices.nsdl.com</a></li> <li>Select "Register Online for IDeAS" or click at <a href="https://eservices.nsdl.com/SecureWeb/IdeasDirectReg.jsp">https://eservices.nsdl.com/SecureWeb/IdeasDirectReg.jsp</a></li> <li>Proceed with completing the required fields.</li> <li>Follow steps given in points 1.</li> </ol> </li> <li><b>Alternatively by directly accessing the e-Voting website of NSDL</b> <ol style="list-style-type: none"> <li>Open URL : <a href="https://www.evoting.nsdl.com/">https:// www.evoting.nsdl.com/</a></li> <li>Click on the icon "Login" which is available under 'Shareholder/Member' section.</li> <li>A new screen will open. You will have to enter your User ID (i.e. your sixteen digit demat account number held with NSDL), Password/OTP and a Verification Code as shown on the screen.</li> <li>Post successful authentication, you will be requested to select the name of the company and the e-Voting Service Provider name, i.e. KFintech.</li> <li>On successful selection, you will be redirected to KFintech e-Voting page for casting your vote during the remote e-Voting period.</li> </ol> </li> </ol>
Individual Shareholders holding securities in demat mode with CDSL	<ol style="list-style-type: none"> <li><b>Existing user who have opted for Easi/Easiest</b> <ol style="list-style-type: none"> <li>Visit URL: <a href="https://web.cdslindia.com/myeasi/home/login">https://web.cdslindia.com/ myeasi/home/login</a> or URL: <a href="http://www.cdslindia.com">www.cdslindia.com</a></li> <li>Click on New System Myeasi</li> <li>Login with your registered user id and password.</li> <li>The user will see the e-Voting Menu. The Menu will have links of ESP i.e. KFintech e-Voting portal.</li> <li>Click on e-Voting service provider name to cast your vote.</li> </ol> </li> <li><b>User not registered for Easi/Easiest</b> <ol style="list-style-type: none"> <li>Option to register is available at <a href="https://web.cdslindia.com/myeasi/Registration/EasiRegistration">https:// web.cdslindia.com/myeasi/Registration/ EasiRegistration</a></li> <li>Proceed with completing the required fields.</li> <li>Follow the steps given in point 1</li> </ol> </li> <li><b>Alternatively, by directly accessing the e-Voting website of CDSL</b> <ol style="list-style-type: none"> <li>Visit URL: <a href="http://www.cdslindia.com">www.cdslindia.com</a></li> <li>Provide your demat Account Number and PAN No.</li> <li>System will authenticate user by sending OTP on registered Mobile &amp; Email as recorded in the demat Account.</li> <li>After successful authentication, user will be provided links for the respective ESP, i.e <b>KFintech</b> where the e-Voting is in progress.</li> </ol> </li> </ol>
Individual Shareholder login through their demat accounts/ Website of Depository Participant	<ol style="list-style-type: none"> <li>You can also login using the login credentials of your demat account through your DP registered with NSDL/CDSL for e-Voting facility.</li> <li>Once logged-in, you will be able to see e- Voting option. Once you click on e-Voting option, you will be redirected to NSDL/CDSL Depository site after successful authentication, wherein you can see e- Voting feature.</li> <li>Click on options available against company name or e-Voting service provider – <b>KFintech</b> and you will be redirected to e-Voting website of <b>KFintech</b> for casting your vote during the remote e-Voting period without any further authentication</li> </ol>

#### Important note:

**Members who are unable to retrieve User ID/Password are advised to use Forgot user ID and Forgot Password option available at respective websites.**

**Helpdesk for Individual Shareholders holding securities in demat mode for any technical issues related to login through Depository i.e. NSDL and CDSL.**

Login type	Helpdesk details
Securities held with NSDL	Please contact NSDL helpdesk by sending a request at <a href="mailto:evoting@nsdl.co.in">evoting@nsdl.co.in</a> or call at toll free no.: 1800 1020 990 and 1800 22 44 30
Securities held with CDSL	Please contact CDSL helpdesk by sending a request at <a href="mailto:helpdesk.evoting@cdslindia.com">helpdesk.evoting@cdslindia.com</a> or contact at 022- 23058738 or 022-23058542-43

## Notice of the 41<sup>st</sup> Annual General Meeting

### DETAILS ON STEP 2 ARE MENTIONED BELOW:

#### II) Login method for e-Voting for shareholders other than Individual's shareholders holding securities in demat mode and shareholders holding securities in physical mode.

(A) Members whose email IDs are registered with the Company/Depository Participants (s), will receive an email from KFintech which will include details of E-Voting Event Number (EVEN), USER ID and password. They will have to follow the following process:

- i. Launch internet browser by typing the URL : <https://emeetings.kfintech.com/>
- ii. Enter the login credentials (i.e. User ID and password). In case of physical folio, User ID will be EVEN (E-Voting Event Number) xxxx, followed by folio number. In case of Demat account, User ID will be your DP ID and Client ID. However, if you are already registered with KFintech for e-voting, you can use your existing User ID and password for casting the vote
- iii. After entering these details appropriately, click on "LOGIN".
- iv. You will now reach password change Menu wherein you are required to mandatorily change your password. The new password shall comprise of minimum 8 characters with at least one upper case (A-Z), one lower case (a-z), one numeric value (0-9) and a special character (@, #, \$, etc.,).

The system will prompt you to change your password and update your contact details like mobile number, email ID etc. on first login. You may also enter a secret question and answer of your choice to retrieve your password in case you forget it. It is strongly recommended that you do not share your password with any other person and that you take utmost care to keep your password confidential.

- v. You need to login again with the new credentials.
- vi. On successful login, the system will prompt you to select the "EVENT" i.e., 'Premier Explosives Limited-AGM' and click on "Submit".
- vii. On the voting page, enter the number of shares (which represents the number of votes) as on the Cut-off Date under "FOR/AGAINST" or alternatively, you may partially enter any number in "FOR" and partially "AGAINST" but the total number in "FOR/AGAINST" taken together shall not exceed your total shareholding as mentioned herein above. You may also choose the option ABSTAIN. If the Member does not indicate either "FOR" or "AGAINST" it will be treated as "ABSTAIN" and the shares held will not be counted under either head.

- viii. Members holding multiple folios/demat accounts shall choose the voting process separately for each folio/demat accounts.
- ix. Voting has to be done for each item of the notice separately. In case you do not desire to cast your vote on any specific item, it will be treated as abstained.
- x. You may then cast your vote by selecting an appropriate option and click on "Submit".
- xi. A confirmation box will be displayed. Click "OK" to confirm else "CANCEL" to modify. Once you have voted on the resolution (s), you will not be allowed to modify your vote. During the voting period, Members can login any number of times till they have voted on the Resolution(s)
- xii. Corporate/Institutional Members (i.e. other than Individuals, HUF, NRI etc.) intending to appoint their authorised representatives pursuant to Sections 112 and 113 of the Companies Act, 2013, as the case may be, are also required to send scanned certified true copy (PDF Format) of the Board Resolution/Authority Letter etc., authorizing its representative to attend the AGM through VC/OAVM on its behalf and to cast its vote through remote e-voting/e-voting at the AGM, together with attested specimen signature(s) of the duly authorised representative(s), to the Scrutinizer at email id [kvc133@gmail.com](mailto:kvc133@gmail.com) with a copy marked to [evoting@kfintech.com](mailto:evoting@kfintech.com). The scanned image of the above-mentioned documents should be in the naming format "Corporate Name Event No."

(B) Members whose email IDs are not registered with the Company/Depository Participants(s), and consequently the Annual Report, Notice of AGM and e-voting instructions cannot be serviced, will have to follow the following process:

- i. Members who have not registered their email address and in consequence the Annual Report, Notice of AGM and e-voting instructions cannot be serviced, may temporarily get their email address and mobile number provided with KFintech, by accessing the link: <https://ris.kfintech.com/clientservices/mobilereg/mobileemailreg.aspx>

Members are requested to follow the process as guided to capture the email address and mobile number for sending the soft copy of the notice and e-voting instructions along with the User ID and Password. In case of any queries, member may write to [einward.ris@kfintech.com](mailto:einward.ris@kfintech.com).

- ii. Alternatively, member may send an e-mail request at the email id [einward.ris@kfintech.com](mailto:einward.ris@kfintech.com) along with scanned copy of the signed copy of the

## Notice of the 41<sup>st</sup> Annual General Meeting

request letter providing the email address, mobile number, self-attested PAN copy and Client Master copy in case of electronic folio and copy of share certificate in case of physical folio for sending the Annual report, Notice of AGM and the e-voting instructions.

- iii. After receiving the e-voting instructions, please follow all steps above to cast your vote by electronic means.

### DETAILS ON STEP 3 ARE MENTIONED BELOW:

#### III) Instructions for all the shareholders, including Individual, other than Individual and Physical, for attending the AGM of the Company through VC/OAVM and e-Voting during the meeting.

- i. Member will be provided with a facility to attend the AGM through VC/OAVM platform provided by KFinTech. Members may access the same at <https://emeetings.kfintech.com/> by using the e-voting login credentials provided in the email received from the Company/KFinTech. After logging in, click on the Video Conference tab and select the EVENT of the Company. Click on the video symbol and accept the meeting etiquettes to join the meeting. Please note that the members who do not have the User ID and Password for e-Voting or have forgotten the User ID and Password may retrieve the same by following the remote e-Voting instructions mentioned above.
- ii. Facility for joining AGM through VC/OAVM shall be open at least 15 minutes before the commencement of the Meeting.
- iii. Members are encouraged to join the Meeting through Laptops/Desktops with Google Chrome (preferred browser), Safari, Internet Explorer, Microsoft Edge, Mozilla Firefox 22 for better experience.
- iv. Members will be required to grant access to the webcam to enable VC/OAVM. Further, Members connecting from Mobile Devices or Tablets or through Laptop connecting via Mobile Hotspot may experience Audio/Video loss due to fluctuation in their respective network. It is therefore recommended to use Stable Wi-Fi or LAN Connection to mitigate any kind of aforesaid glitches.
- v. As the AGM is being conducted through VC/OAVM, for the smooth conduct of proceedings of the AGM, Members are encouraged to express their views/send their queries in advance mentioning their name, demat account number/folio number, email id, mobile number at [investors@pelgel.com](mailto:investors@pelgel.com). Questions/queries received by the Company in advance seven days prior to the Meeting shall only be considered and responded during the AGM.
- vi. The Members who have not cast their vote through remote e-voting shall be eligible to cast their vote through e-voting system available during the AGM.

E-voting during the AGM is integrated with the VC/OAVM platform. The Members may click on the voting icon displayed on the screen to cast their votes.

- vii. A Member can opt for only single mode of voting i.e., through Remote e-voting or voting at the AGM. If a Member casts votes by both modes, then voting done through Remote e-voting shall prevail and vote at the AGM shall be treated as invalid.
- viii. Facility of joining the AGM through VC/OAVM shall be available for at least 2000 members on first come first served basis.
- ix. Institutional Members are encouraged to attend and vote at the AGM through VC/OAVM

### OTHER INSTRUCTIONS

- I. **Speaker Registration :** The Members who wish to speak during the meeting may register themselves as speakers for the AGM to express their views. They can visit <https://emeetings.kfintech.com/> and login through the user id and password provided in the mail received from KFinTech. On successful login, select 'Speaker Registration' which will be opened from 9.00 A.M. on September 25, 2021 to 5.00 P.M. on September 28, 2021. Members shall be provided a 'queue number' before the meeting. The Company reserves the right to restrict the speakers at the AGM to only those Members who have registered themselves, depending on the availability of time for the AGM.
- II. **Post your Question :** The Members who wish to post their questions prior to the meeting can do the same by visiting <https://emeetings.kfintech.com/>. Please login through the user id and password provided in the mail received from KFinTech. On successful login, select 'Post Your Question' option which will be opened from 9.00 A.M. on September 25, 2021 to 5.00 P.M. on September 28, 2021.
- III. In case of any query and/or grievance, in respect of voting by electronic means, Members may refer to the Help & Frequently Asked Questions (FAQs) and E-voting user manual available at the download section of <https://evoting.kfintech.com> (KFinTech Website) or write at [evoting@kfintech.com](mailto:evoting@kfintech.com) or [einward.ris@kfintech.com](mailto:einward.ris@kfintech.com) or call KFinTech's toll free No. 1-800-309-4001 for any further clarifications.
- IV. The Members, whose names appear in the Register of Members/ list of Beneficial Owners as on the close of Wednesday, September 22, 2021, being the cut-off date, are entitled to vote on the Resolutions set forth in this Notice. A person who is not a Member as on the cut-off date should treat this Notice for information purposes only. Once the vote on a resolution(s) is cast by the Member, the Member shall not be allowed to change it subsequently.
- V. In case a person has become a Member of the Company after dispatch of AGM Notice but on or before the cut-off date for E-voting, he/she may obtain the User ID and Password in the manner as mentioned below:

## Notice of the 41<sup>st</sup> Annual General Meeting

- i. If the mobile number of the member is registered against Folio No./DP ID Client ID, the member may send SMS: MYEPWD <space> E-Voting Event Number+Folio No. or DP ID Client ID to 9212993399
  1. Example for NSDL:  
MYEPWD <SPACE> IN12345612345678
  2. Example for CDSL:  
MYEPWD <SPACE> 1402345612345678
  3. Example for Physical:  
MYEPWD <SPACE> XXXX1234567890
- ii. If e-mail address or mobile number of the member is registered against Folio No./DP ID Client ID, then on the home page of <https://evoting.kfintech.com/>, the member may click "Forgot Password" and enter Folio No. or DP ID Client ID and PAN to generate a password.
- iii. Members who may require any technical assistance or support before or during the AGM are requested to contact KFintech at toll free number 1-800-309-4001 or write to them at [evoting@kfintech.com](mailto:evoting@kfintech.com).

### VI E-VOTING RESULT:

- i. The Scrutinizer shall, after the conclusion of e-voting at the AGM, scrutinize the votes cast at the Meeting (Insta Poll) and votes cast through remote e-voting, make a consolidated Scrutinizer's Report and submit the same to the Chairman or a person authorized by him in writing, who shall countersign the same.
- ii. The results of the e-voting will be declared within forty-eight hours of the conclusion of the meeting and the same, along with consolidated Scrutinizer's Report, shall be placed on the Company's website: [www.pelgel.com](http://www.pelgel.com) and on the website of KFintech at <https://evoting.kfintech.com>. The Company shall simultaneously communicate the results to BSE Limited and National Stock Exchange of India Limited where the shares of the Company are listed.
- iii. The resolutions proposed in the Notice shall be deemed to have been passed on the date of the AGM i.e., 29 September, 2021, subject to receipt of requisite number of votes in favor of the resolutions.

By order of the Board  
For **Premier Explosives Limited**

Place: Secunderabad  
Date: September 3, 2021

K. Jhansi Laxmi  
Company Secretary  
M.No.A16577



## Notice of the 41<sup>st</sup> Annual General Meeting

### EXPLANATORY STATEMENT IN RESPECT OF THE SPECIAL BUSINESS PURSUANT TO SECTION 102 OF THE COMPANIES ACT, 2013

#### Item No. 3

The Members at the Extraordinary General Meeting held on 12th May, 2017 approved the appointment of Lt Gen P.R. Kumar as an Independent Director of the Company for a period of five years with effect from November 2, 2016. Lt Gen P.R. Kumar will complete his present term on November 1, 2021.

The Board of Directors of the Company ('the Board') at the meeting held on 03.09.2021, on the recommendation of the Nomination & Remuneration Committee, recommended for the approval of the Members, the re-appointment of Lt Gen P.R.Kumar (retd) as an Independent Director of the Company with effect from 2nd November, 2021, in terms of Section 149 read with Schedule IV of the Companies Act, 2013 and Regulation 17 of the Securities and Exchange Board of India (Listing Obligations and Disclosure Requirements) Regulations, 2015 or any amendment thereto or modification thereof.

The Board is of the view that the continued association of Lt Gen P.R.Kumar would benefit the Company given the knowledge, experience and performance and his contribution to Board processes.

Lt. Gen P.R.Kumar is a Graduate from Staff College, Wellington and Alumnus of National Defence Academy, Khadakwasla. He retired as Lieutenant General from the services of the Indian Army in 2015. He was commissioned into the regiment of artillery in 1976. He has attended prestigious Higher Command & National Defence College Courses. During his long and illustrious career, he held a variety of Command, Staff and Instructional assignments. He commanded the prestigious Strike Corps, on the South Western Front, before taking over as DGMO.

Lt Gen P.R.Kumar (Retd.) is not disqualified from being appointed as a Director in terms of Section 164 of the Act and has given his consent to act as a Director of the Company. The Company has received a declaration from him that he meets the criteria of Independence as prescribed under Section 149 of the Act read with the Companies (Appointment and Qualification of Directors) Rules, 2014 and Regulation 16 of the Listing Regulations, 2015. In the opinion of the Board, he fulfils the conditions for his re-appointment as an Independent Director as specified in the Act and the SEBI Listing Regulations and that he is independent of the management of the Company.

The brief resume in relation to the experience, functional expertise, memberships on other Companies' Boards and Committees in respect of the appointment of Lt Gen P R Kumar (Retd) as the Independent Director, as required under SEBI (Listing Obligations and Disclosure Requirements) Regulations, 2015, is also provided in the Report on Corporate Governance forming part of the Annual Report.

The terms and conditions of appointment of Lt Gen P.R. Kumar (Retd.) as an Independent Director shall be open for inspection by the members at the Registered Office of the Company during normal business hours on any working day.

Save and except Lt Gen. P.R. Kumar (Retd.) and his relatives, to the extent of their shareholding interest, if any, in the Company, none of the other Directors / Key Managerial Personnel of the Company / their relatives is, in any way, concerned or interested, financially or otherwise, in the resolution set out at Item No. 3 of the Notice.

The Board recommends this Special Resolution for approval of the Members.

#### Item No.4

Pursuant to the provisions of Section 148 of the Companies Act, 2013 read with the Companies (Audit and Auditors) Rules, 2014, as amended, the Company is required to appoint a cost auditor to audit the cost records of the applicable products of the Company. As per the said Rules, remuneration payable to the cost auditors has to be ratified by the Members of the Company.

The Board of Directors, on the recommendation of the Audit Committee, has approved the appointment of M/s. S.S. Zanwar & Associates (Registration No. 100283) as the Cost Auditors of the Company to conduct audit of the cost records of the Company for the financial year ending 31st March, 2022, at a remuneration of ₹ 1,30,000/- (Rupees one lakh thirty thousand only) plus applicable taxes and out of pocket expenses.

Accordingly, consent of the Members is sought by way of an Ordinary Resolution as set out at Item No. 4 of the Notice for ratification of the remuneration payable to the Cost Auditors for the financial year ending March 31, 2022.

None of the Directors or Key Managerial Personnel of the Company and their respective relatives, is, in any way, concerned or interested, financially or otherwise, in this resolution.

The Board recommends the Ordinary Resolution set out at Item No. 4 of the accompanying Notice for the approval of the Members.

By order of the Board  
For **Premier Explosives Limited**

Place: Secunderabad  
Date: September 3, 2021

K. Jhansi Laxmi  
Company Secretary  
M.No.A16577

Registered Office:  
'PREMIER HOUSE', # 11, Ishaq Colony,  
Near AOC Centre, Secunderabad- 500015  
Telangana  
CIN:L24110TG1980PLC022633  
Email: investors@pelgel.com  
Website:www.pelgel.com

## Notice of the 41<sup>st</sup> Annual General Meeting

### Annexure to Item No. 2 and 3 of the Notice dated 3 September, 2021

#### Details of Directors seeking appointment / re-appointment at the Annual General Meeting

[Pursuant to Regulation 36(3) of the SEBI (Listing Obligations and Disclosure Requirements) Regulations, 2015 and Secretarial Standard-2 on General Meetings issued by the Institute of Company Secretaries of India]

S.No	Particulars	Details/Information	Details/Information
1	Name of the Director	Y. Durga Prasad Rao	Lt Gen. P R Kumar (Retd)
2	DIN	08072805	07352541
3	Date of Birth	20/05/1963	28/09/1955
4	Qualification	B.Tech (Mechanical Engineering)	A Graduate from Staff College, Wellington and Alumnus of National Defence Academy, Khadakwasla
5	Expertise / Experience in specific functional areas	He holds a Bachelor's degree of Technology in Mechanical Engineering from Sri Venkateswara University, Tirupathi, Andhra Pradesh. He has experience in production of explosives, propellants and project execution. He has been working with our Company since July 1, 1989 and is currently heading the manufacturing activities of our Company at Peddakandukuru and Katepally.	Retired as Lieutenant General from the services of the Indian Army in 2015. He was commissioned into the regiment of artillery in 1976. He has attended prestigious Higher Command & National Defence College Courses.  During his long and illustrious career, he held a variety of Command, Staff and Instructional assignments. He commanded the prestigious Strike Corps, on the South Western Front, before taking over as DGMO.
6	Disclosure of relationship between directors inter-se	Not related to any Director of the Company	Not related to any Director of the Company.
7	Terms and conditions of appointment/ re-appointment	Re-appointment as Director liable to retire by rotation	Re-appointment as Independent Director for further period of 5 years
8	Date of first Appointment	10/08/2019	02/11/2016
9	Number of Shares held in the Company	Nil	Nil
10	No of Board Meetings attended during the year	5 out of 5	4 out of 5
11	Board membership of other Indian Companies	Premier Wire Products Limited	RKEC Projects Limited
12	Chairman / member of the committees of the Board of other Companies in which he/she is the Director	None	None







**Premier  
Explosives  
limited**

**Premier Explosives Limited**

CIN: L24110TG1980PLC002633

Premier House, 11 Ishaq Colony, Near AOC Centre,  
Secunderabad – 500015, Telangana, India

Phone: 040 66146801 to 5, Email: [investors@pelgel.com](mailto:investors@pelgel.com)

[www.pelgel.com](http://www.pelgel.com)