



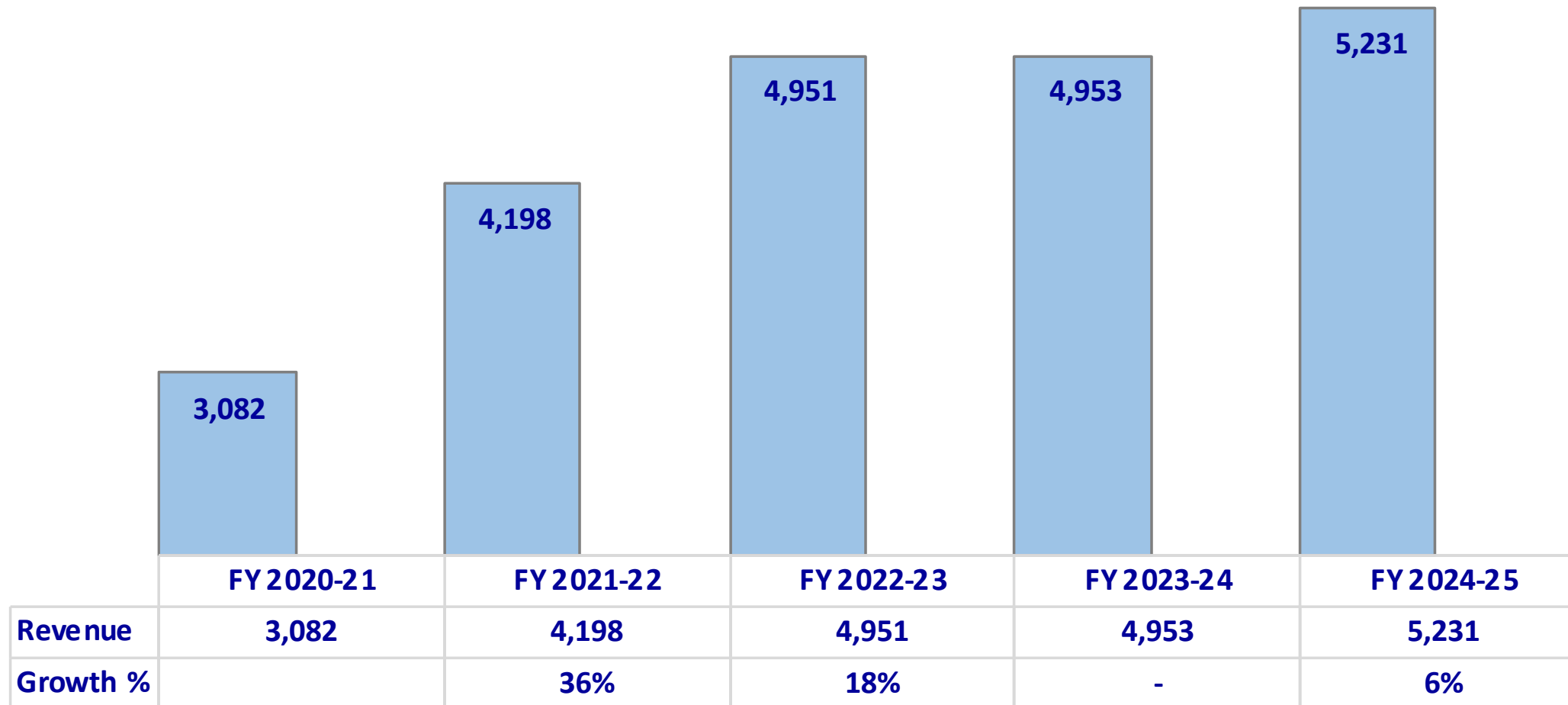
SUNDRAM FASTENERS LIMITED

Investor Presentation – Quarter Ended 30th June 2025



SFL Standalone – Total revenue

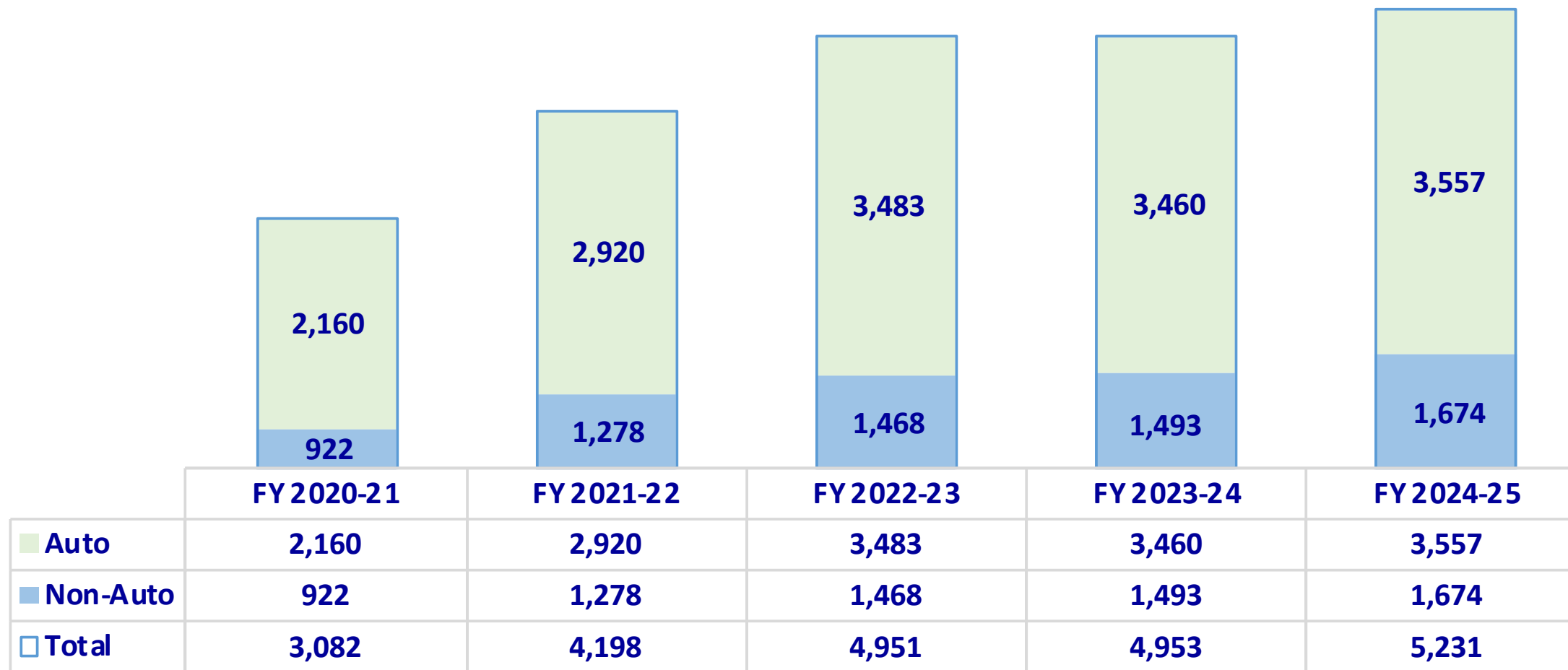
₹ Crs





SFL Standalone – Total revenue – Auto vs Non-auto

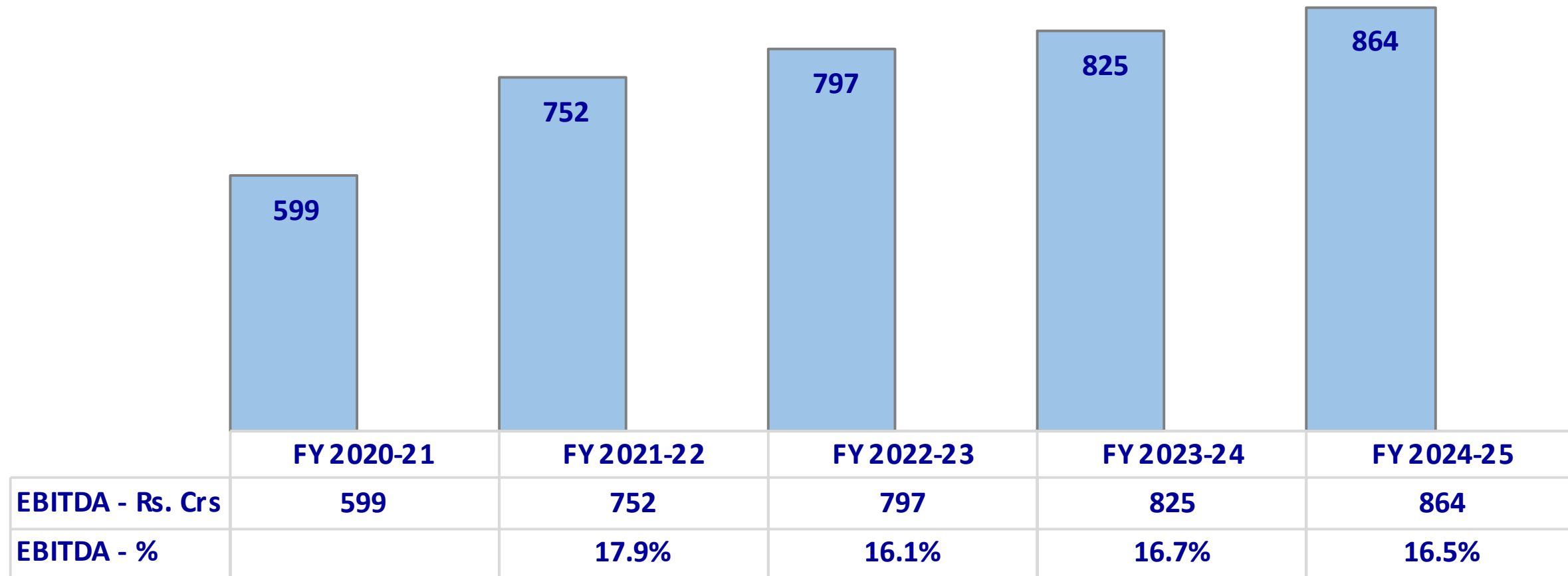
₹ Crs





SFL Standalone - EBITDA Trend

₹ Crs



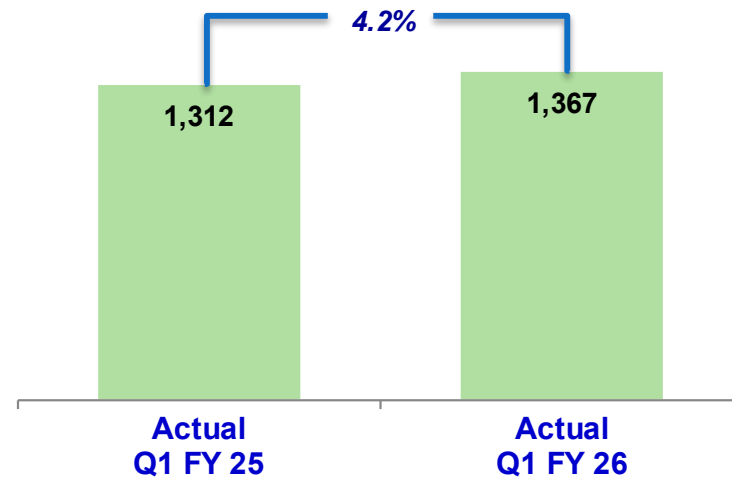


SFL Standalone - Financial performance

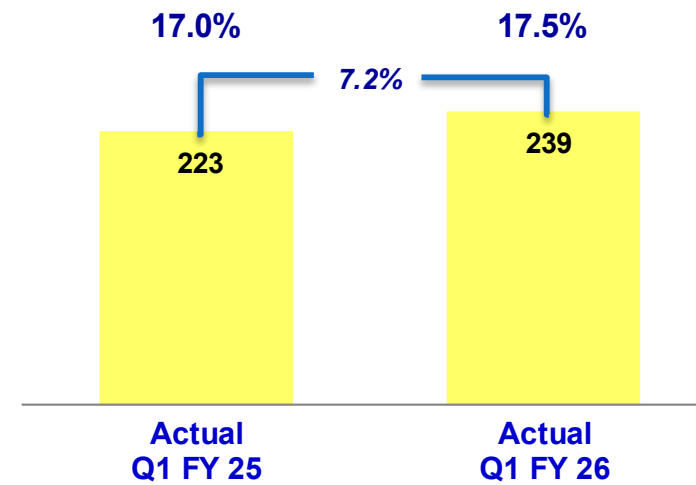
Q1 FY 26 Vs Q1 FY 25

₹ Crs

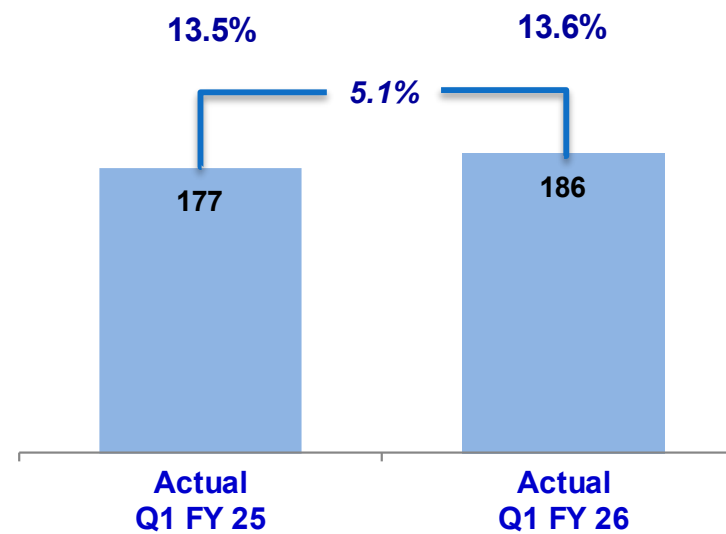
TOTAL REVENUE



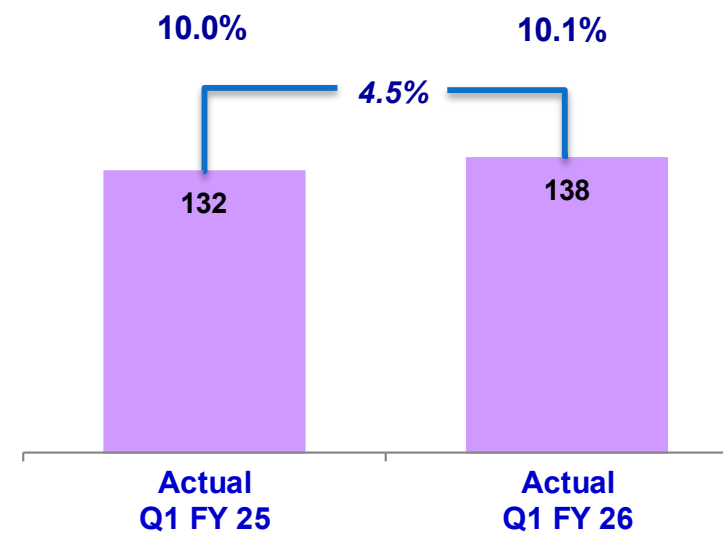
EBITDA



PBT



PAT





SFL Standalone – Key results

Quarter ended June 30, 2025

Standalone Financials

- Total revenue at ₹ 1,367.11 Crores
- Profit before Tax (PBT) at ₹ 185.68 Crores
- Profit after Tax (PAT) at ₹ 138.35 Crores

- The Company reports its revenue from operations at ₹ 1,350.17 crores for the quarter ended June 30, 2025, compared to ₹ 1,310.33 crores during the same period in the previous year.
- The domestic sales for the quarter ended June 30, 2025, were at ₹ 930.91 crores as against ₹ 855.75 crores during the previous year, registering a growth of 8.78%.
- The export sales for the quarter ended June 30, 2025, were at ₹ 379.14 crores as against ₹ 422.65 crores during the previous year.
- The gross margin improved from 57.5% to 59.9% with the support of improved domestic demand, stable commodity prices and favourable product mix. The earnings before interest, depreciation and taxes (EBITDA) for the quarter ended June 30, 2025, was the highest ever at ₹ 238.77 crores as against ₹ 223.06 crores during the same period in the previous year. The Company has reported its EBITDA margin at 17.5% reflecting improvements in the operational efficiency.
- The Company also reports highest ever Profit before Tax (PBT) for the quarter ended June 30, 2025, at ₹ 185.68 crores compared to ₹ 177.19 crores for the corresponding quarter.
- The net profit for the quarter ended June 30, 2025, was the highest ever at ₹ 138.35 crores as against ₹ 131.64 crores.
- Earnings per share for the quarter ended June 30, 2025, amounted to ₹ 6.58.



SFL Standalone - Other highlights

Capital expenditure

- The Company has incurred capital expenditure of ₹ 71.48 crores for the quarter ended June 30, 2025, in line with its planned capital expenditure for the financial year 2025-26.

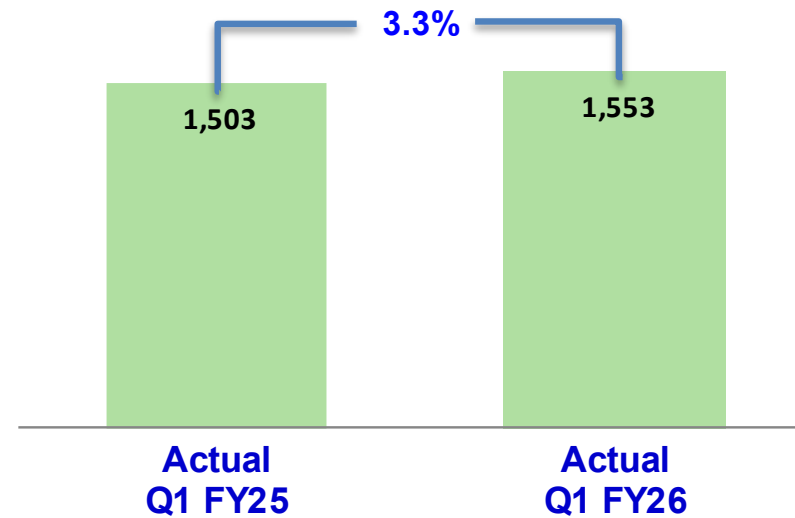


SFL Consolidated - Financial performance

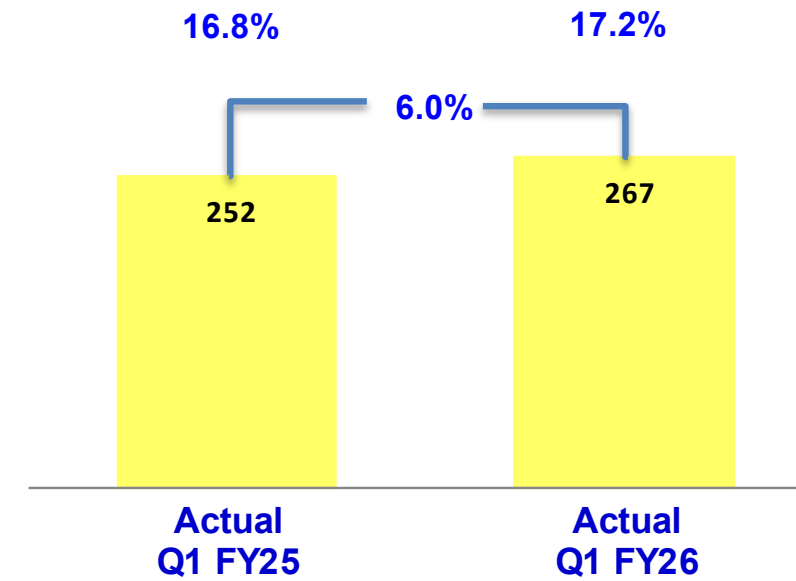
Q1 FY 26 Vs Q1 FY 25

₹ Crs

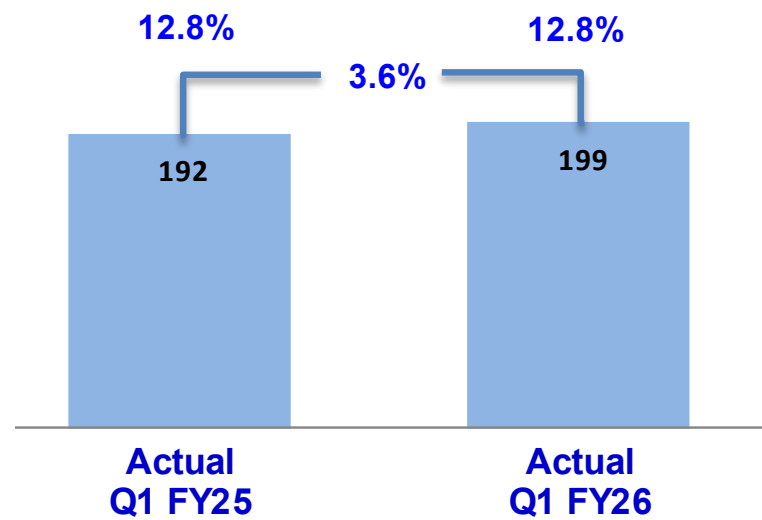
TOTAL REVENUE



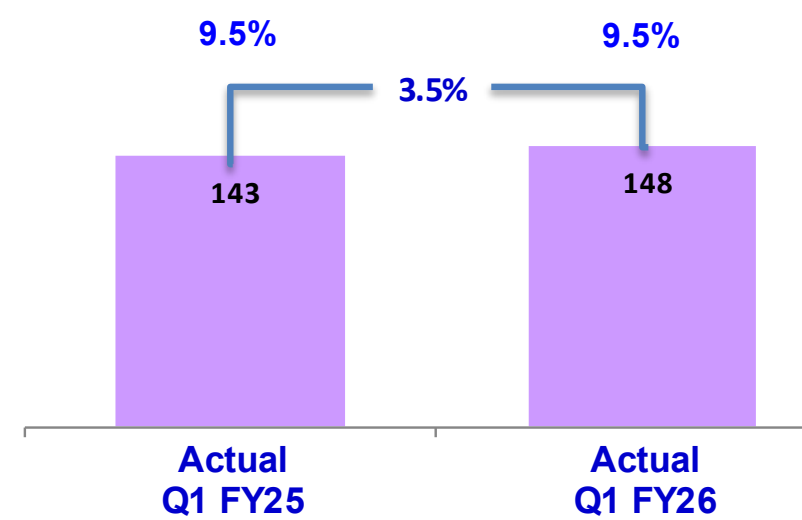
EBITDA



PBT



PAT





SFL Consolidated – Key results

Quarter ended June 30, 2025

Consolidated Financials

- Total revenue at ₹ 1,553.19 Crores
- Profit before Tax (PBT) at ₹ 199.13 Crores
- Profit after Tax (PAT) at ₹ 147.94 Crores

- The Company's consolidated revenue from operations posted for the quarter ended June 30, 2025, was the highest ever at ₹ 1,533.39 crores compared to ₹ 1,497.67 crores during the same period in the previous year.
- The consolidated net profit for the quarter ended June 30, 2025, was also the highest ever at ₹ 147.94 crores as against ₹ 142.69 crores for the same period in the previous year.
- The consolidated earnings per share (EPS) for the quarter ended June 30, 2025, amounted to ₹ 7.06.

End of presentation