



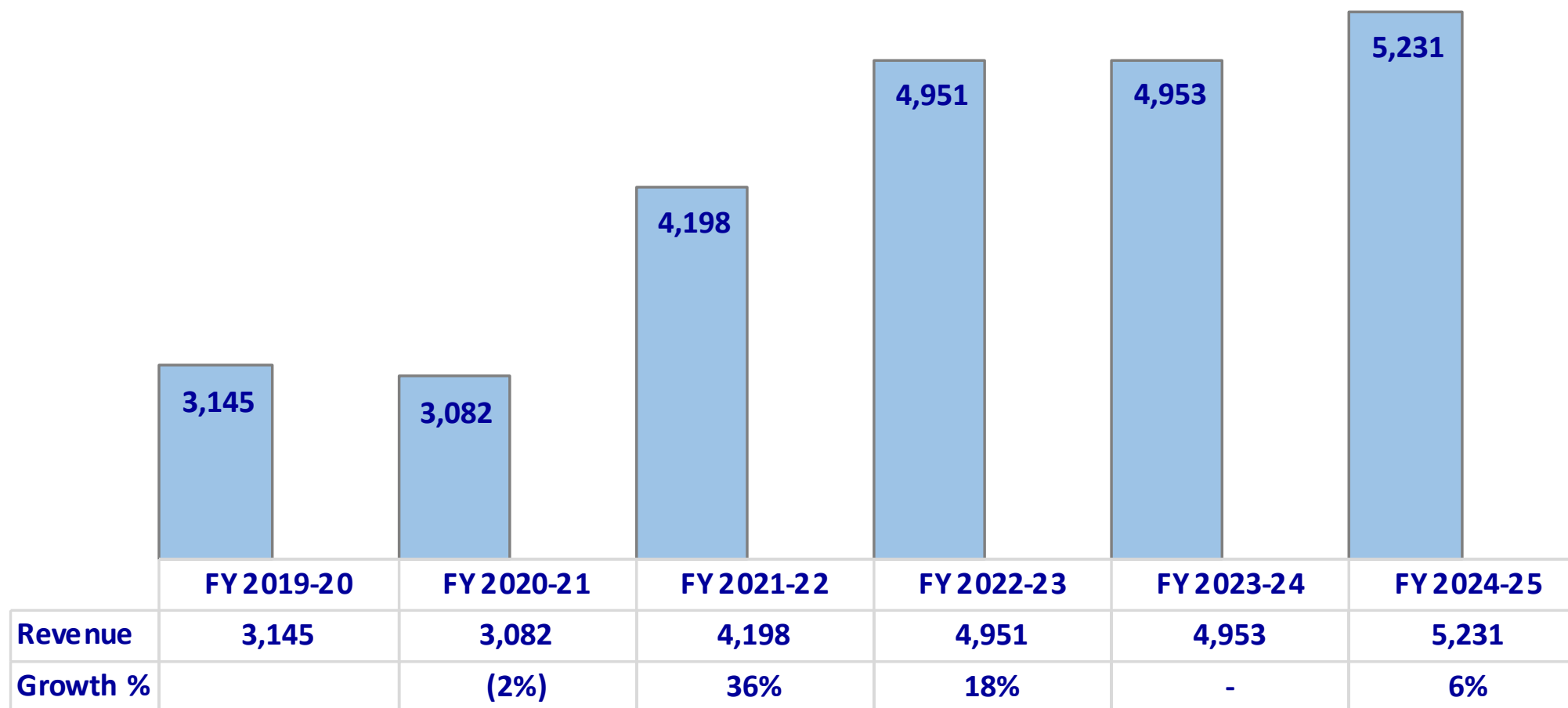
SUNDRAM FASTENERS LIMITED

Investor Presentation – Year Ended 31st March 2025



SFL Standalone – Total revenue

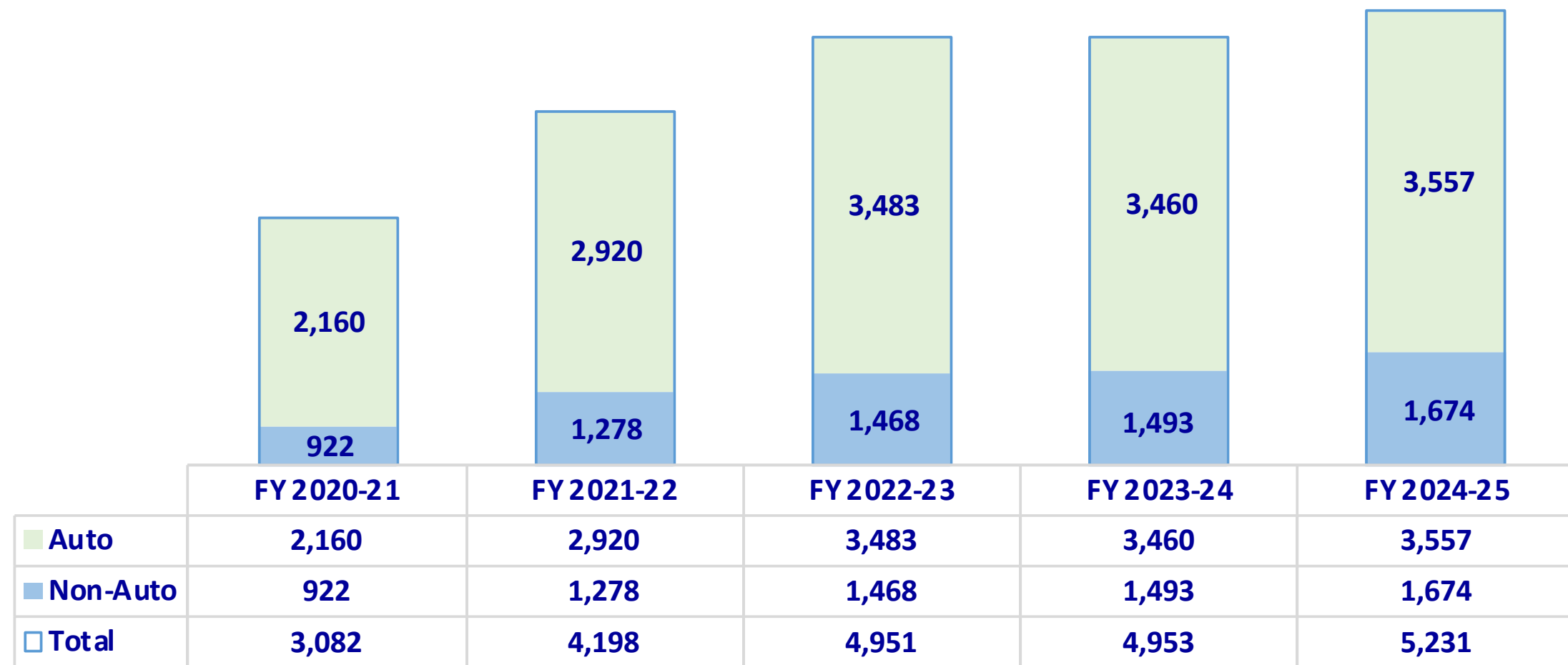
Rs. Crs





SFL Standalone – Total revenue – Auto vs Non-auto

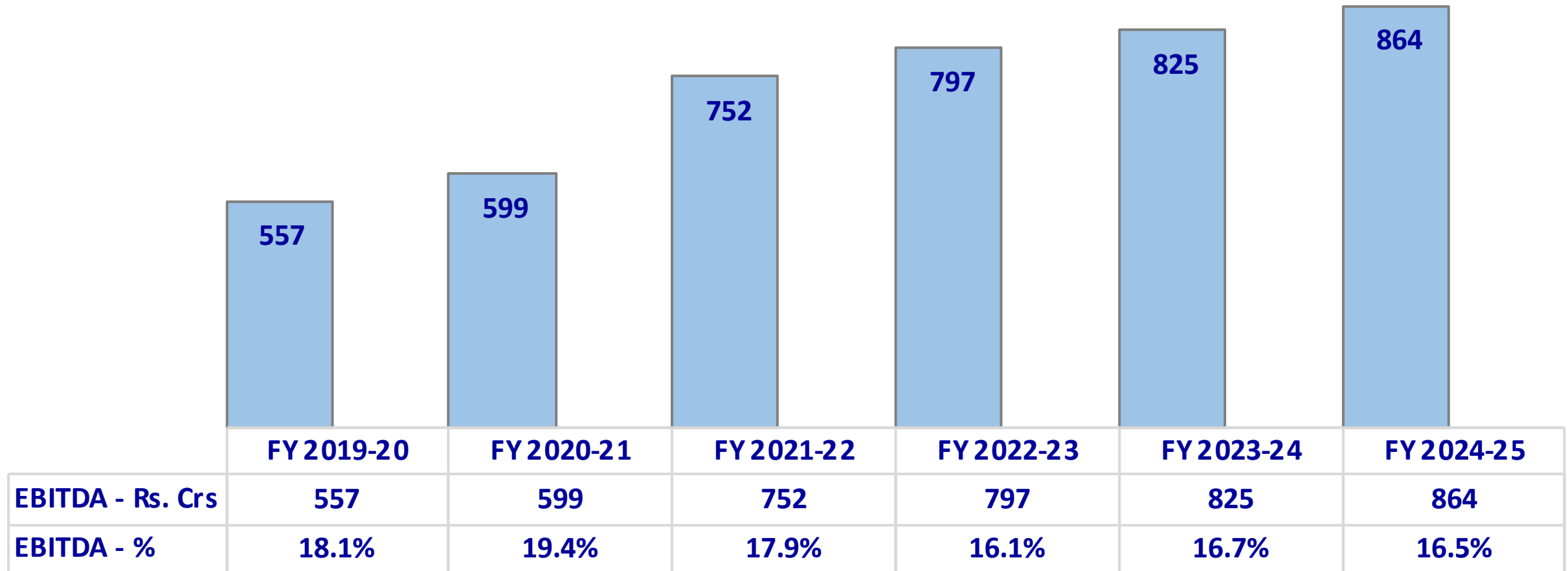
Rs. Crs





SFL Standalone - EBITDA Trend

Rs. Crs



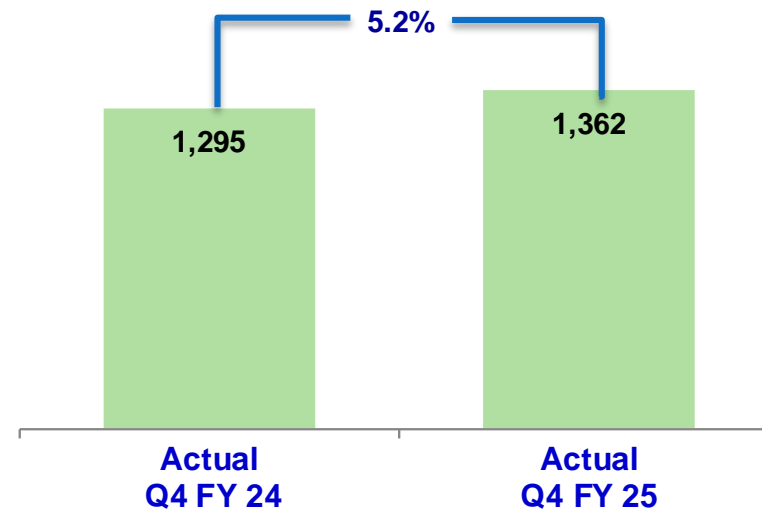


SFL Standalone - Financial performance

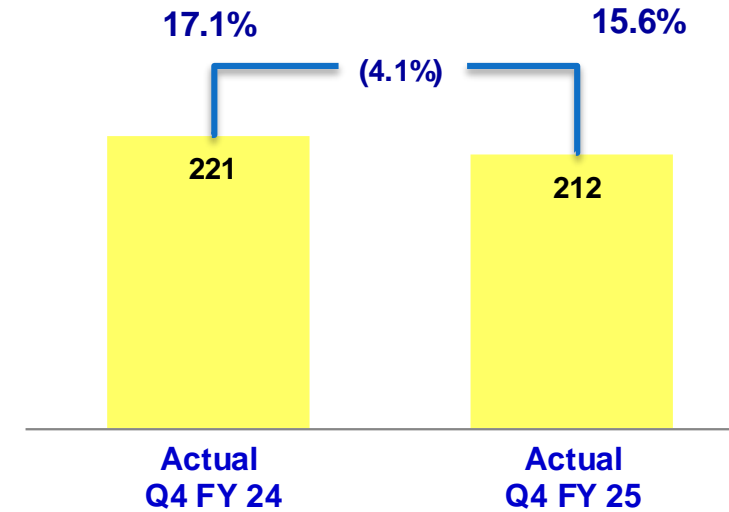
Q4 FY 25 Vs Q4 FY 24

Rs. Crs

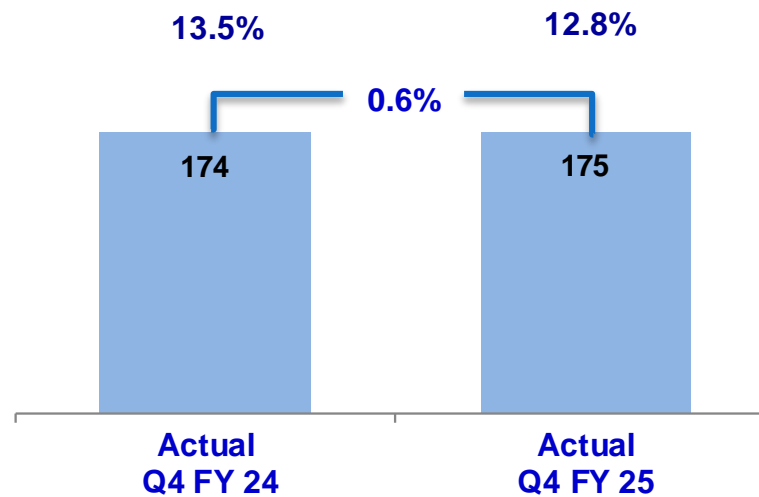
TOTAL REVENUE



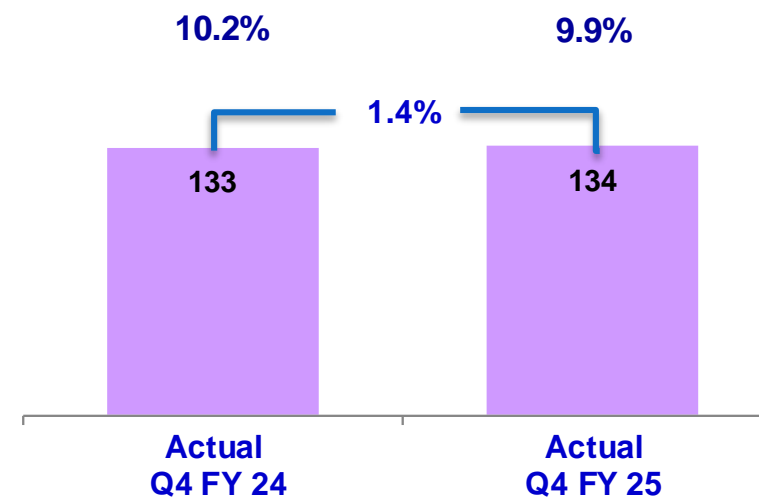
EBITDA



PBT



PAT



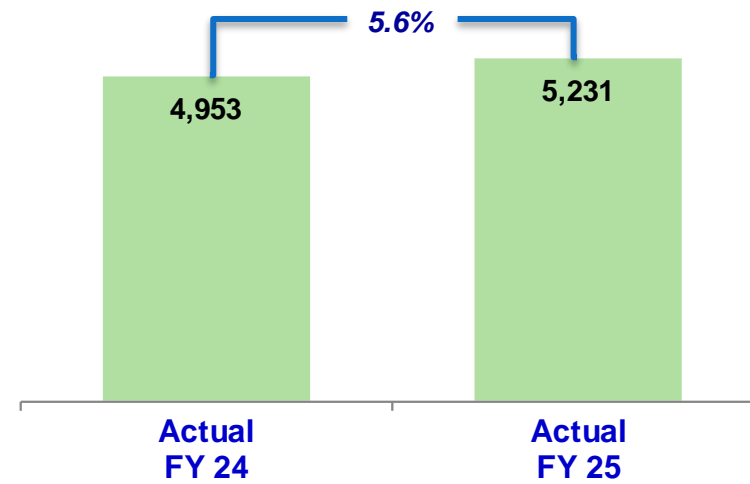


SFL Standalone - Financial performance

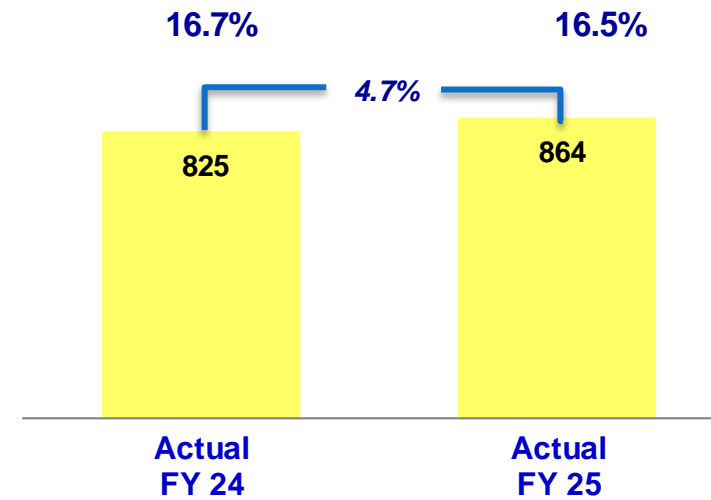
FY 25 Vs FY 24

Rs. Crs

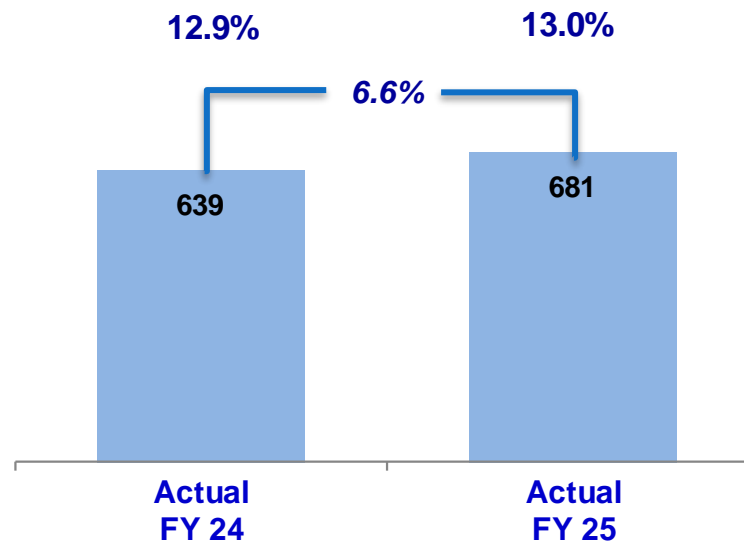
TOTAL REVENUE



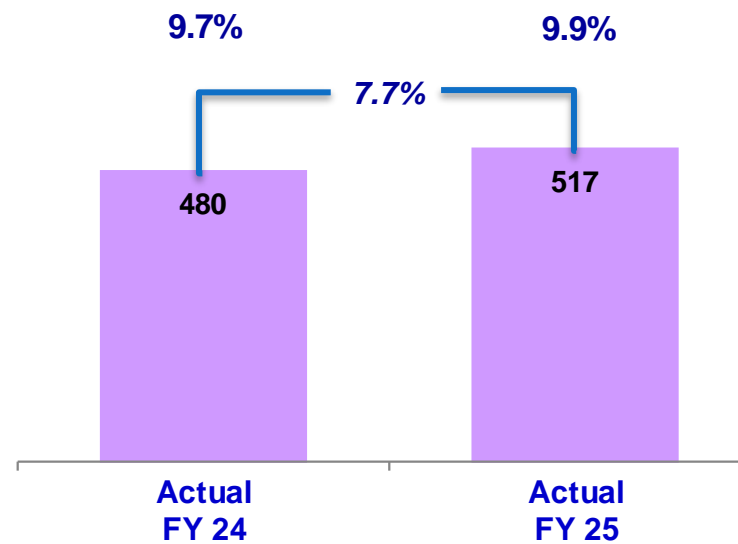
EBITDA



PBT



PAT





SFL Standalone – Key results

Quarter ended March 31, 2025

Standalone Financials

- Total revenue at Rs. 1,362.09 Crores
- Profit before Tax (PBT) at Rs. 174.60 Crores
- Profit after Tax (PAT) at Rs. 134.37 Crores

- The Company has posted its highest ever revenue for a quarter at Rs 1,362.09 crores for the quarter ended March 31, 2025, compared to Rs 1,294.78 crores during the same period in the previous year.
- The domestic sales for the quarter ended March 31, 2025, were at Rs 900.42 crores compared to Rs 846.26 crores during the previous year.
- The Company has registered exports of Rs 409.62 crores for the quarter ended March 31, 2025, compared to Rs 385.28 crores during the previous year.
- The Profit before Tax (PBT) for the quarter ended March 31, 2025, was at Rs 174.60 crores as compared to Rs 174.34 crores during the same period in the previous year. The Company has registered its highest ever net profit for a quarter at Rs 134.37 crores for the quarter ended March 31, 2025, compared to Rs 132.54 Crores during the same period in the previous year.
- Earnings per share for the quarter ended March 31, 2025, amounted to Rs 6.39 and was Rs 6.31 in the corresponding period last year.



SFL Standalone – Key results

Year ended March 31, 2025

Standalone Financials

- Total revenue at Rs. 5,231.33 Crores
- Profit before Tax (PBT) at Rs. 680.59 Crores
- Profit after Tax (PAT) at Rs. 517.01 Crores

- The total revenue was at Rs 5,231.33 crores for the year ended March 31, 2025, compared to Rs 4,952.98 crores in the previous year.
- The domestic sales for the year ended March 31, 2025, were at Rs 3,457.95 crores as against Rs 3,339.20 crores in the previous year.
- Buoyed by favourable customer demand, the exports registered a growth of 12.39% from Rs 1,409.43 crores in the previous year to Rs 1,584.09 crores in the reporting period.
- The earnings before interest, depreciation, and taxes (EBITDA) for the year ended March 31, 2025, were at Rs 863.59 Crores compared to Rs 825.37 Crores in the previous year.
- The Profit before Tax (PBT) for the year ended March 31, 2025, was at Rs 680.59 crores compared to Rs 639.07 crores during the previous year.
- The net profit for the year ended March 31, 2025, was at Rs 517.01 crores and was Rs 479.71 crores in the previous year.
- The Earnings per share for the year ended March 31, 2025, amounted to Rs 24.60 compared to Rs 22.83 in the previous year.

SFL Standalone - Other highlights

Capital expenditure

- To drive long-term growth, the Company has incurred Rs 376.43 crores towards capital expenditure as part of capacity expansion of existing lines of business and new projects. These investments will significantly enhance the Company's capability to meet customer demands in various segments, viz., ICE vehicles, PHEVs, EVs, etc.

Capital expenditure

- The Directors have declared a second interim dividend of Rs 4.20 per share (420%), which, together with the first interim dividend of Rs 3.00 per share declared and paid in December 2024, would amount to a total dividend of Rs 7.20 per share (720%) for the financial year 2024-2025.

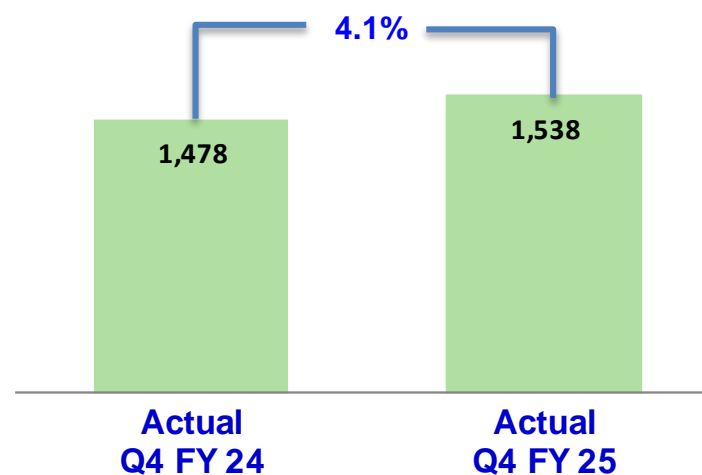


SFL Consolidated - Financial performance

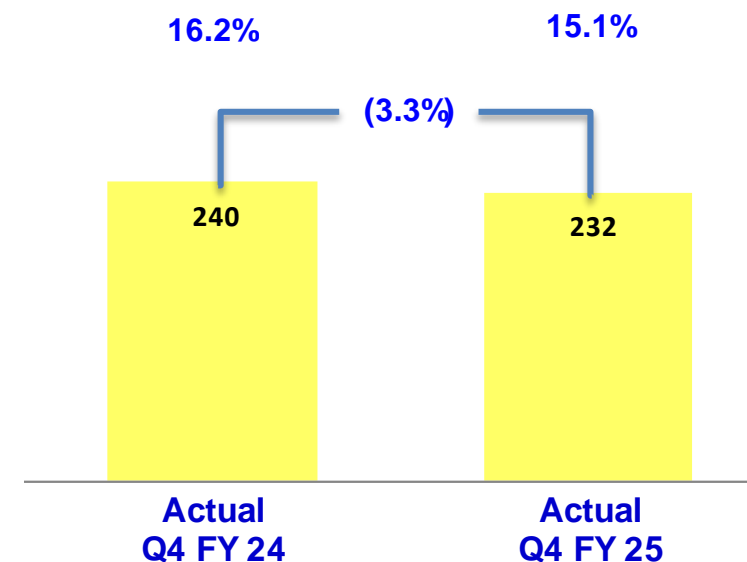
Q4 FY 25 Vs Q4 FY 24

Rs. Crs

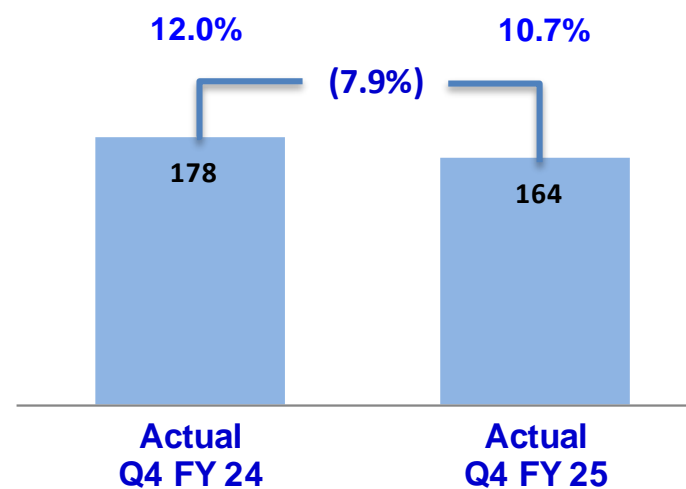
TOTAL REVENUE



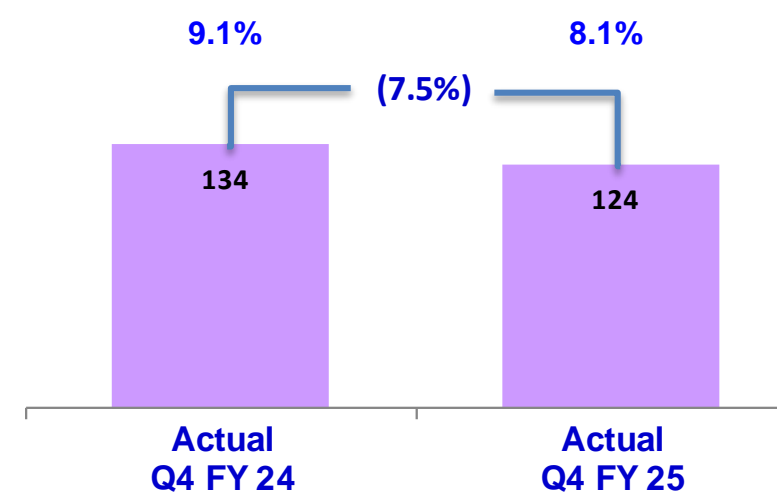
EBITDA



PBT



PAT



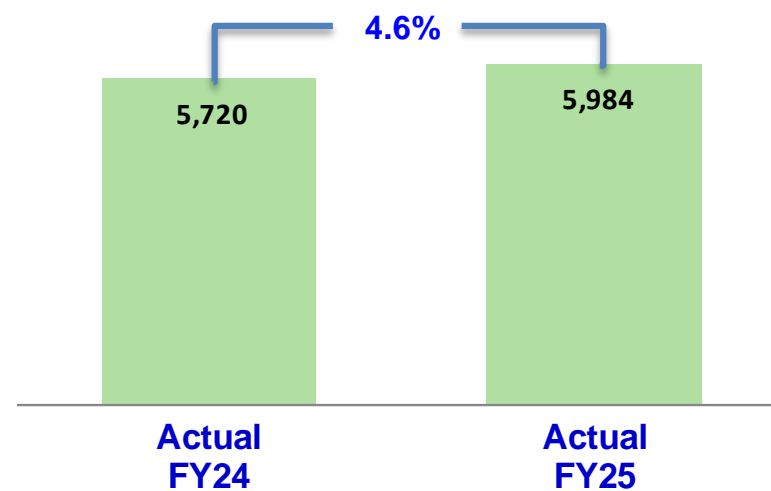


SFL Consolidated - Financial performance

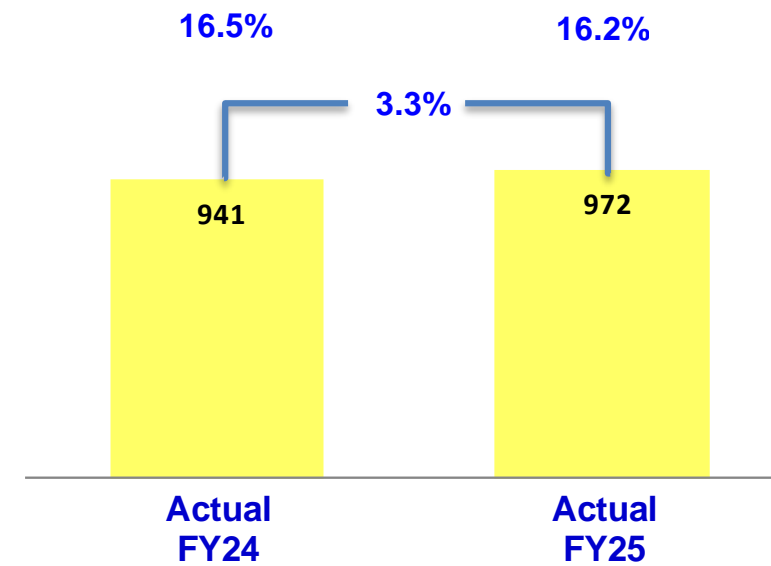
FY 25 Vs FY 24

Rs. Crs

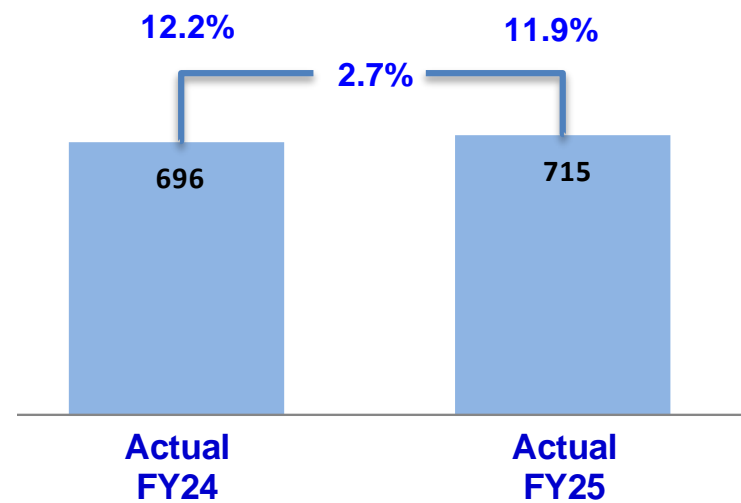
TOTAL REVENUE



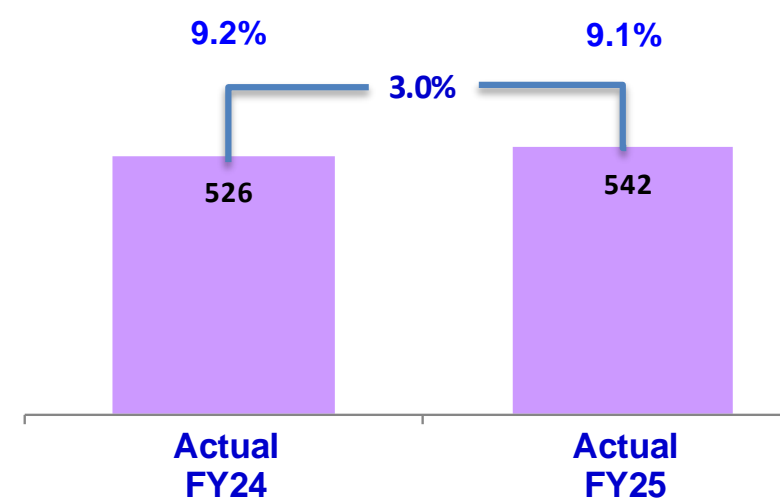
EBITDA



PBT



PAT





SFL Consolidated – Key results

Quarter ended March 31, 2025

Consolidated Financials

- Total revenue at Rs. 1,537.78 Crores
- Profit before Tax (PBT) at Rs. 164.25 Crores
- Profit after Tax (PAT) at Rs. 124.49 Crores

- The Company's consolidated revenue posted for the quarter ended March 31, 2025, was at Rs 1,537.78 crores as against Rs 1,477.70 Crores during the same period in the previous year.
- The consolidated net profit for the quarter ended March 31, 2025, was at Rs 124.49 crores as against net profit of Rs 134.41 Crores during the same period in the previous year.
- The consolidated earnings per share (EPS) for the quarter ended March 31, 2025 amounted to Rs. 5.92 and was Rs 6.36 in the corresponding period last year.



SFL Consolidated – Key results

Year ended March 31, 2025

Consolidated Financials

- Total revenue at Rs. 5,983.74 Crores
 - Profit before Tax (PBT) at Rs. 715.00 Crores
 - Profit after Tax (PAT) at Rs. 541.75 Crores
-
- The Company's consolidated revenue for the year ended March 31, 2025, was at Rs 5,983.74 crores as against Rs 5,720.47 crores during the same period in the previous year.
 - The consolidated net profit for the year ended March 31, 2025, was at Rs 541.75 crores as against net profit of Rs 525.64 Crores during the same period in the previous year.
 - The consolidated earnings per share (EPS) for the year ended March 31, 2025 amounted to Rs. 25.66 and was Rs 24.83 in the corresponding period last year.

End of presentation