



Result Update Presentation Q4 FY 2024-25

TEJAS N
DOSHI

Digitally signed by TEJAS N DOSHI
DN: c=IN, st=Maharashtra,
2.5.4.20=ddb496f3e84e65494c3cb97b240e0562b9d7269b53a
2d4b0b5e816286558930e, postalCode=401101, street=A501
Shankheshwar Co Op Hsg Ltd 150 Feet Road Padmavati Nagar
Bhayander West Thane,
pseudonym=1ea83568b262420eb7702571fde118a1,
title=7704,
serialNumber=ce415067c4d1da3010f3c89b39aa43a941e0d91
cf2a7a4c4981e1ff391dcb933, o=Personal, cn=TEJAS N DOSHI
Date: 2025.05.15 22:16:50 +05'30'

Creative Newtech Limited

Disclaimer

This presentation has been prepared by Creative Newtech Limited (the “Company”), formerly known as Creative Peripherals & Distribution Ltd., solely for information purposes and does not constitute any offer, recommendation or invitation to purchase or subscribe for any securities, and shall not form the basis or be relied on in connection with any contract or binding commitment what so ever. No offering of securities of the Company will be made except by means of a statutory offering document containing detailed information about the Company.

This Presentation has been prepared by the Company based on information and data which the Company considers reliable, but the Company makes no representation or warranty, express or implied, whatsoever, and no reliance shall be placed on, the truth, accuracy, completeness, fairness and reasonableness of the contents of this Presentation. This Presentation may not be all inclusive and may not contain all of the information that you may consider material. Any liability in respect of the contents of, or any omission from, this Presentation is expressly excluded.

Certain matters discussed in this Presentation may contain statements regarding the Company’s market opportunity and business prospects that are individually and collectively forward-looking statements. Such forward-looking statements are not guarantees of future performance and are subject to known and unknown risks, uncertainties and assumptions that are difficult to predict. These risks and uncertainties include, but are not limited to, the performance of the Indian economy and of the economies of various international markets, the performance of the industry in India and world-wide, competition, the company’s ability to successfully implement its strategy, the Company’s future levels of growth and expansion, technological implementation, changes and advancements, changes in revenue, income or cash flows, the Company’s market preferences and its exposure to market risks, as well as other risks. The Company’s actual results, levels of activity, performance or achievements could differ materially and adversely from results expressed in or implied by this Presentation. The Company assumes no obligation to update any forward-looking information contained in this Presentation. Any forward-looking statements and projections made by third parties included in this Presentation are not adopted by the Company and the Company is not responsible for such third party statements and projections.

Table of Contents

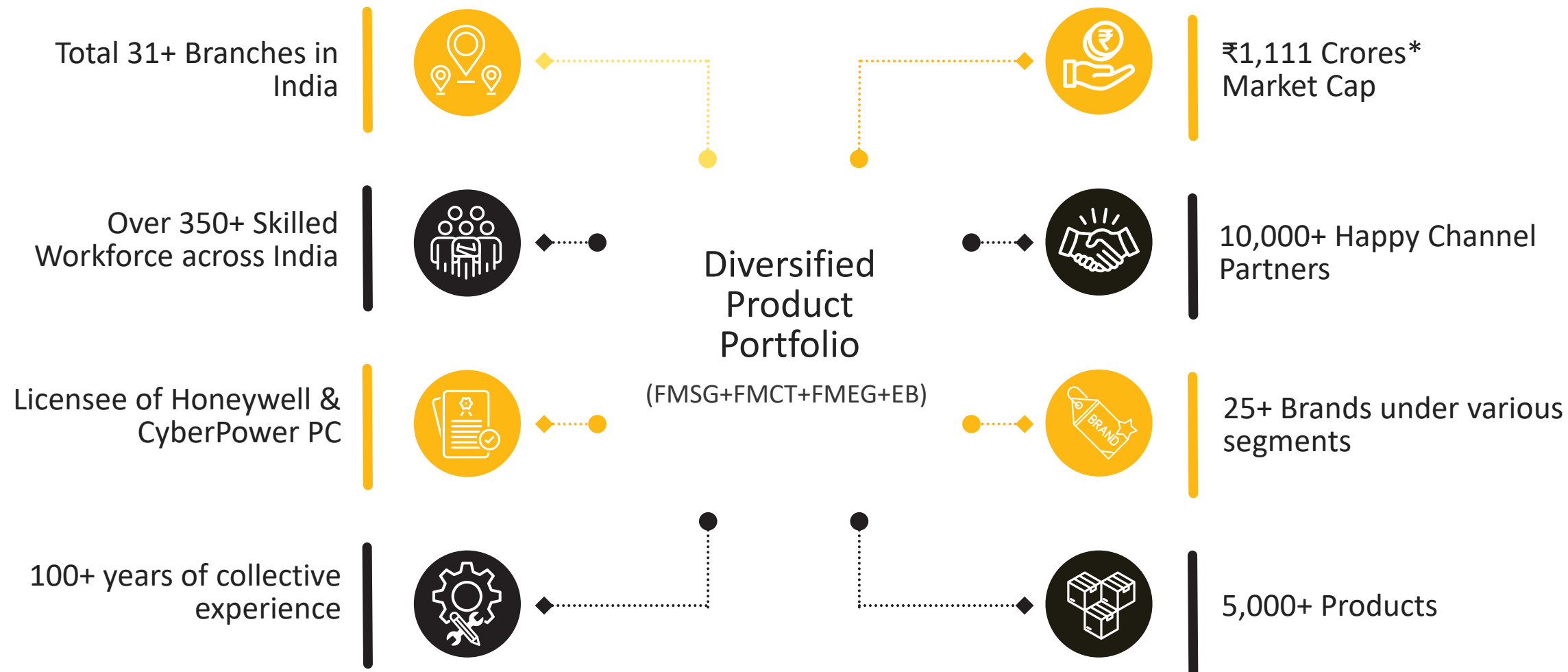
- Company Overview
- Quarter Performance
- Shareholder Value Creation
- Honeywell
- CyberPower PC
- Leadership Team





COMPANY OVERVIEW

Company Overview

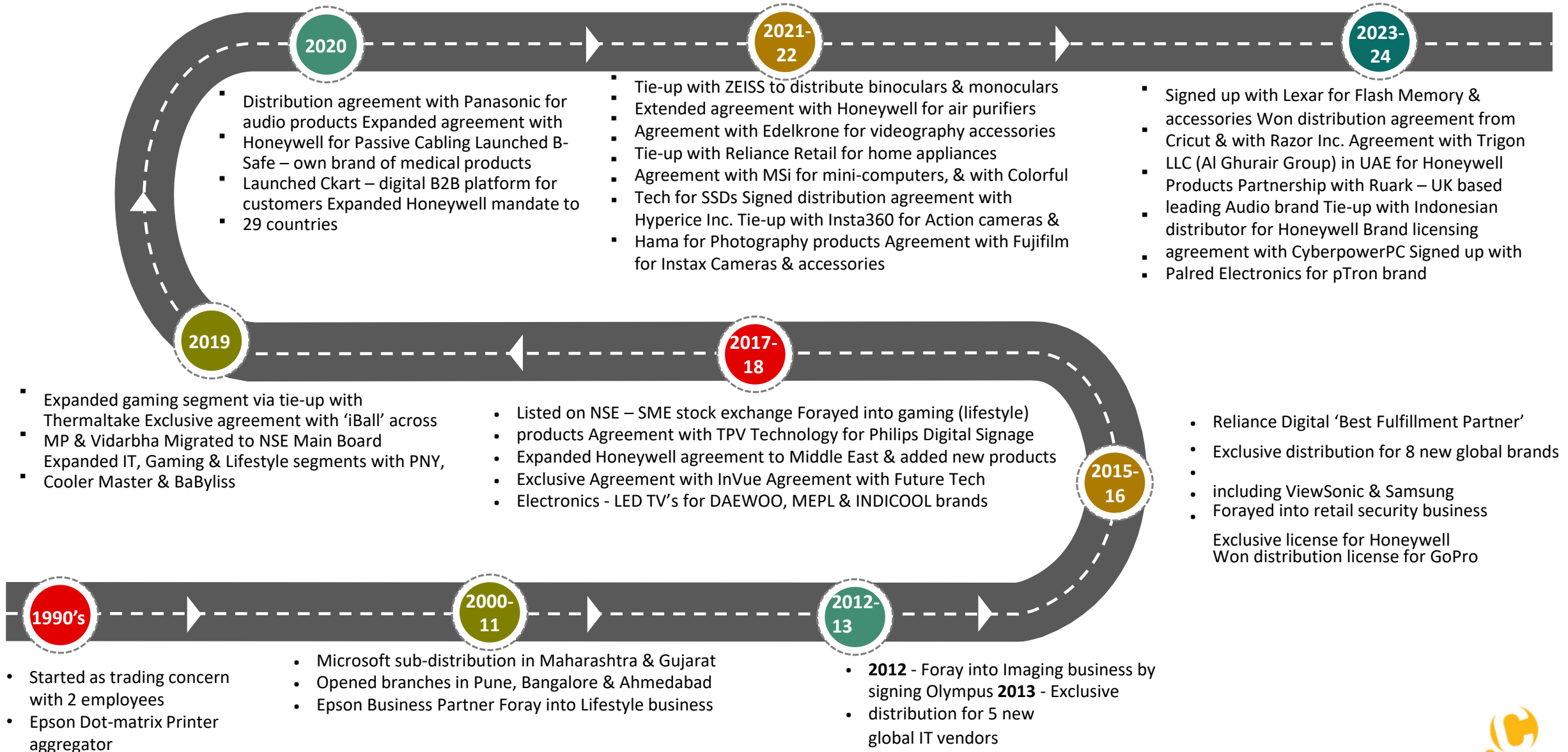


*Market Cap as on 15th May 2025



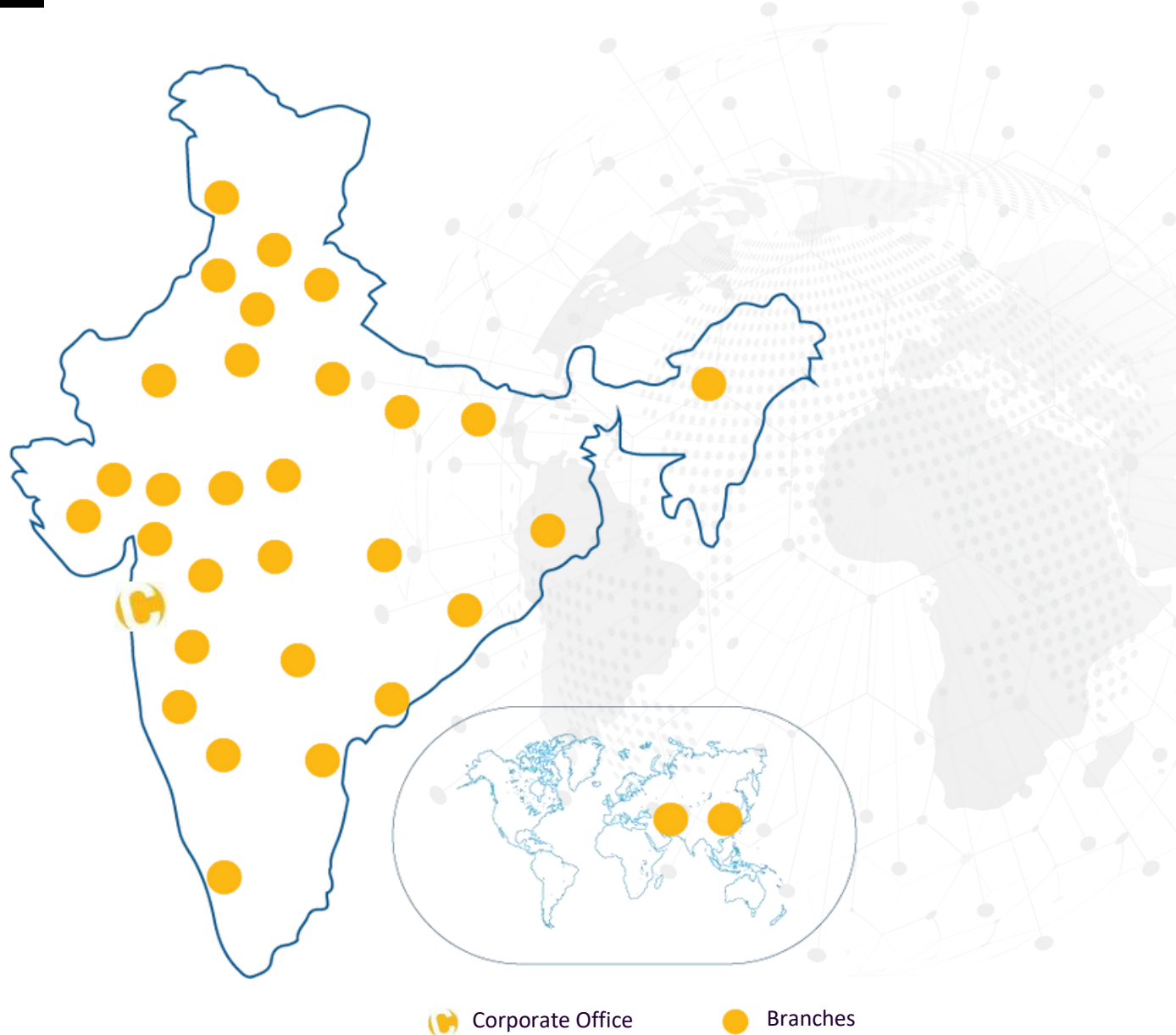
Our Journey

6



Our Global Presence

7



Domestic

- Pan India presence.
- 31 branches across India.
- Over 350+ strong highly skilled workforce across India – mix of young and experienced talent.

International

- Subsidiary in Hong Kong
- Strong distribution tie-up in Middle East.
- Expanding network across SAARC countries.

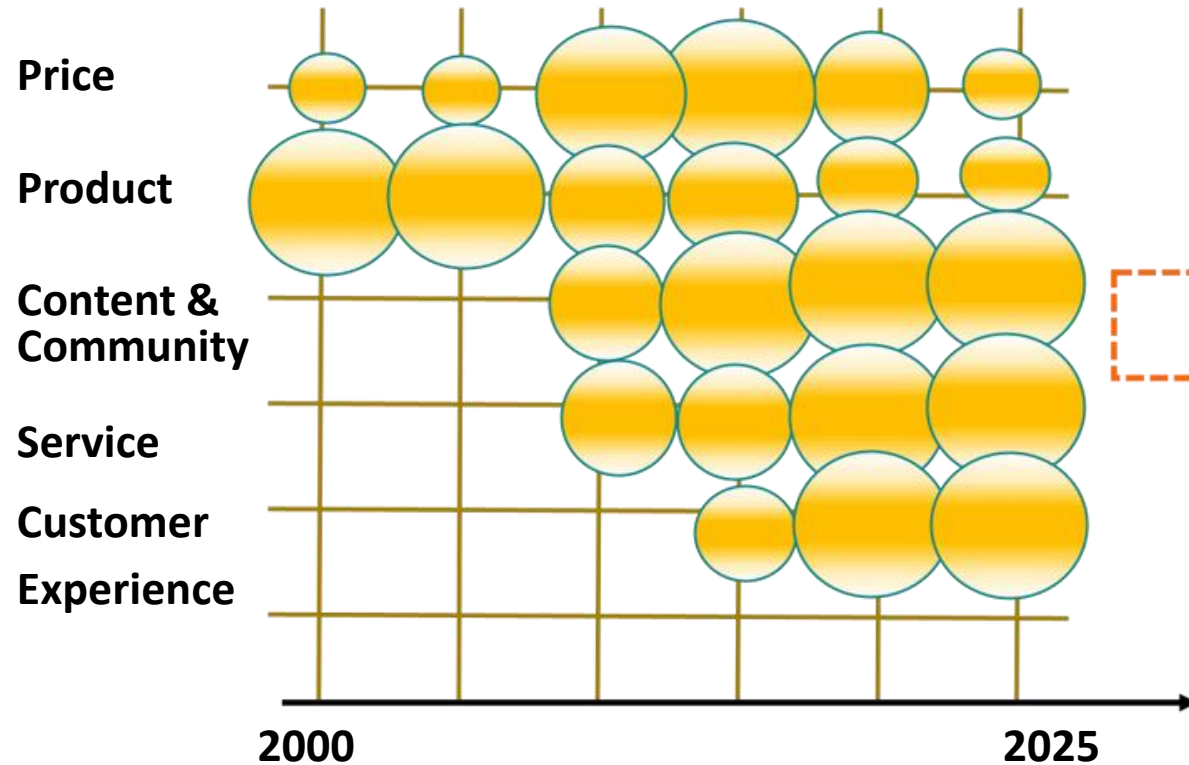
Partners

Strong network
10,000+ partners
across India



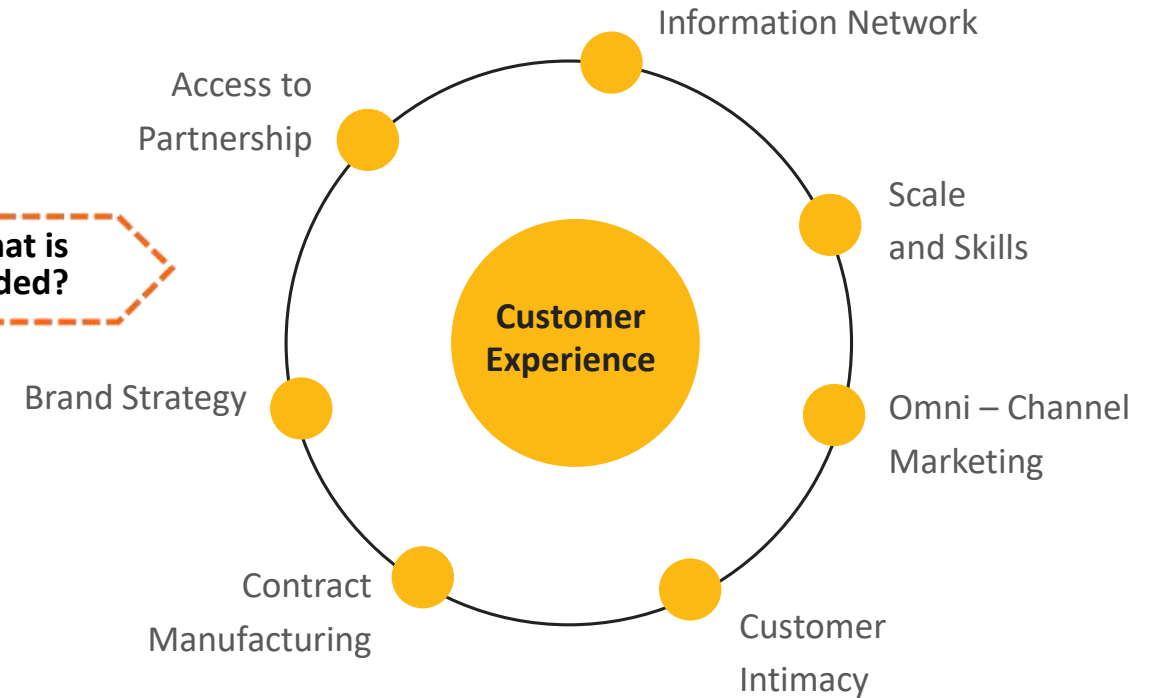
Our Value Proposition

Driving Social Media Transformation through Digital Offerings



What is needed?

Our Value Edition

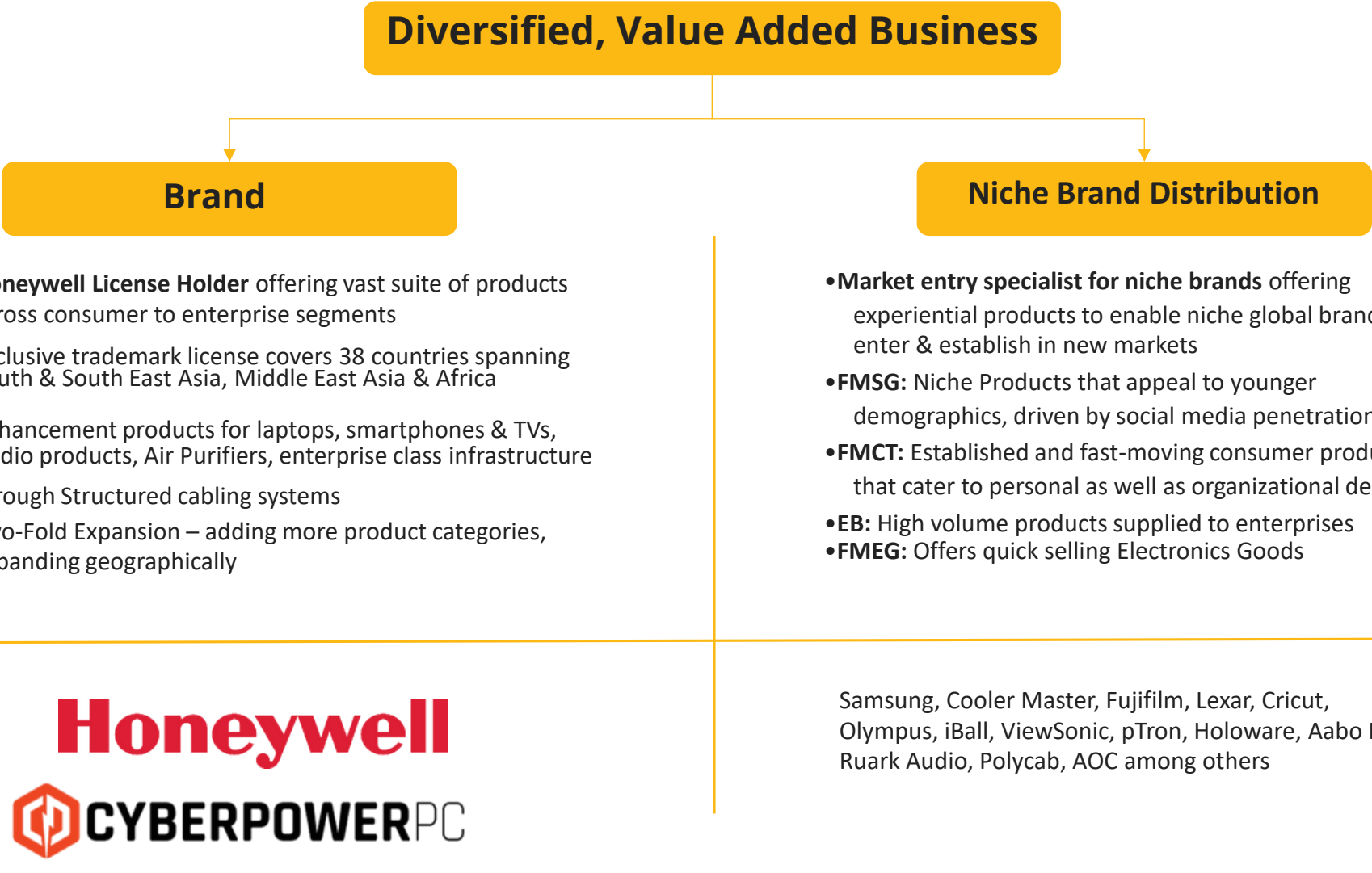


By 2025, **Customer Experience** will overtake **Price & Product** as the key brand differentiator, a shift that is already in progress.



About

Brands



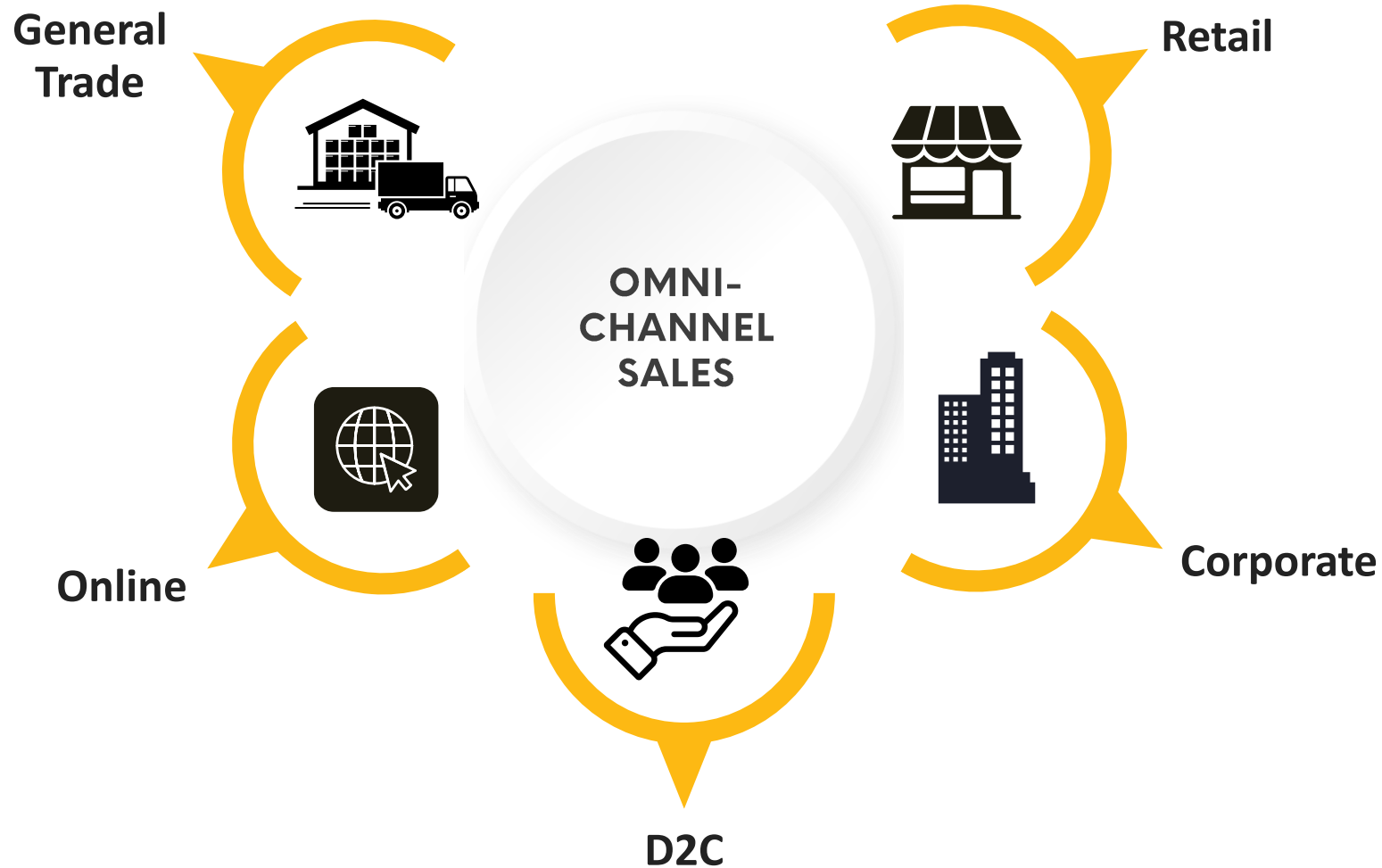
Our Brand Partners

FMSG	Fast Moving Social-Media Gadgets	Honeywell	COOLER MASTER	OLYMPUS	pTron	cricut	ruarkaudio	
		CYBERPOWERPC	instax FUJIFILM	aabo	Lexar	myFirst	Panzer Glass	NOKIA CONNECTING PEOPLE
FMCT	Fast Moving Consumer Technology	i ba11	SAMSUNG	ViewSonic See the difference™	rapoo	HOLOWARE	TRUSENSE Experience Reality	
FMEG	Fast Moving Electronics Goods	POLYCARB						
EB	Enterprise Business	AOC	PHILIPS					




Value-Added Services

11



- Brand Strategy
- Access to Partnerships
- Information Network
- Scale and Skills
- E-Commerce
- Quick- Commerce
- Omni-Channel Marketing
- Customer Intimacy
- Contract Manufacturing





QUARTER PERFORMANCE

Q4FY25 Financial Highlights - Standalone & Consolidated *(In Cr.)*

13

	Standalone			Consolidated		
INR Crore	Q4 FY25	Q4 FY24	YoY %	Q4 FY25	Q4 FY24	YoY %
Revenue from Operations	351.71	277.71		402.99	304.15	
Other Operation Income	5.72	16.30		5.72	16.30	
Total Income	357.43	294.01	21.57%	408.72	320.44	27.54%
Total Raw Material	332.90	258.01		361.56	270.79	
Employee Cost	3.57	3.39		4.31	3.96	
Other Expenses	9.18	9.54		23.76	17.64	
Total Expenditure	345.66	270.93		389.63	292.39	
EBIDTA	11.78	23.07	(48.94%)	19.08	28.05	(31.97%)
EBIDTA Margin %	3.29%	7.85%		4.67%	8.75%	
Interest	2.89	2.38		2.93	2.44	
Depreciation	0.32	0.34		0.32	0.34	
Exceptional Items	0.00	0.00		0.00	0.00	
Profit Before Tax	8.57	20.36		15.83	25.28	
Tax	2.10	4.91		2.10	4.91	
PAT	6.47	15.45	(58.10%)	13.73	20.36	(32.56%)
PAT Margin	1.81%	5.25%		3.36%	6.35%	

Note: There was an outlier in Other Income for FY24 due to the sale of Ckart, amounting to ₹9.90 crore.



Yearly Financial Highlights - Standalone & Consolidated *(In Cr.)*

14

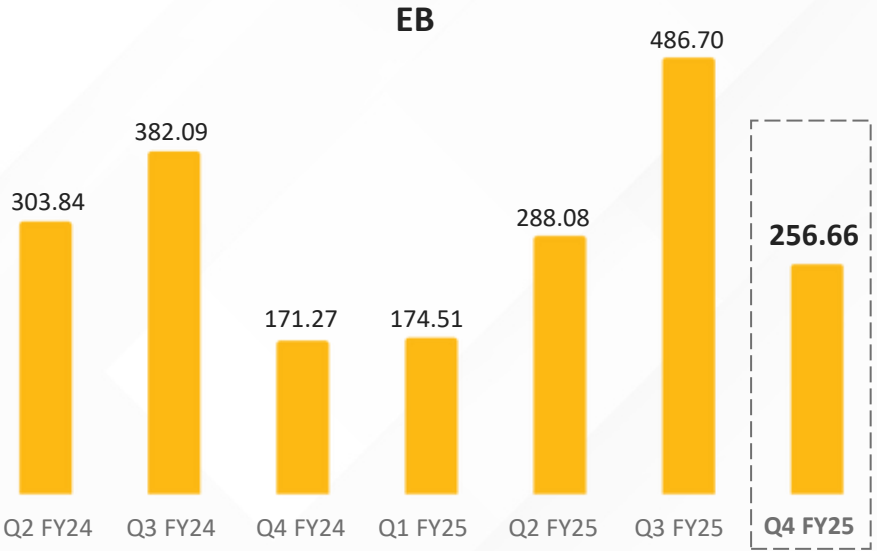
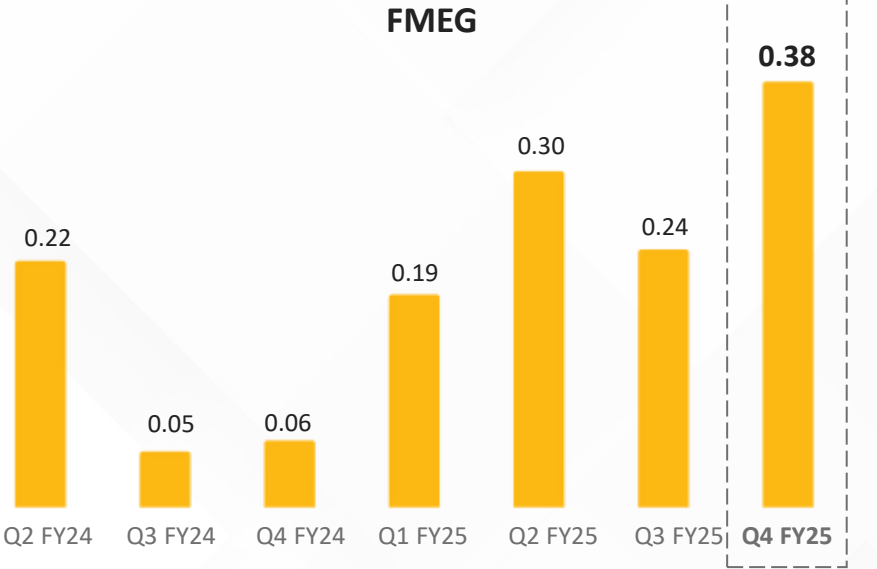
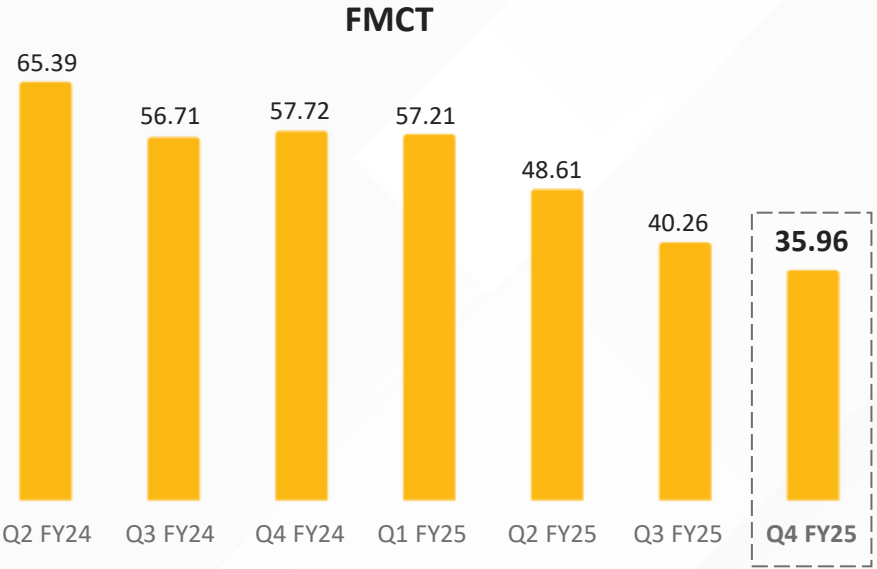

	Standalone			Consolidated		
INR Crore	FY25	FY24	YoY %	FY25	FY24	YoY %
Revenue from Operations	1,638.55	1,638.54		1,774.48	1,713.12	
Other Operation Income	26.99	27.79		26.99	27.79	
Total Income	1,665.54	1,666.34	(0.05%)	1,801.47	1,740.91	3.48%
Total Raw Material	1,572.39	1,569.26		1,625.85	1,599.09	
Employee Cost	15.82	14.42		18.24	15.71	
Other Expenses	32.23	31.13		84.51	56.89	
Total Expenditure	1,620.43	1,614.81		1,728.61	1,671.69	
EBIDTA	45.11	51.52	(12.45%)	72.86	69.22	5.27
EBIDTA Margin %	2.71%	3.09		4.04%	3.98%	
Interest	9.95	9.50		10.16	9.66	
Depreciation	1.16	1.33		1.16	1.33	
Exceptional Items	0.00	0.00		0.00	0.00	
Profit Before Tax	34.00	40.70		61.54	58.13	
Tax	8.43	9.97		8.43	9.97	
PAT	25.56	30.72	(16.79%)	53.11	48.25	10.07%
PAT Margin	1.53%	1.84%		2.95%	2.77%	

Note: There was an outlier in Other Income for FY24 due to the sale of Ckart, amounting to ₹9.90 crore.



Quarterly Segmental Revenue

*Sales in Crore 15



FMSG : Fast Moving Social-Media Gadgets

FMCT: Fast Moving Consumer Technology

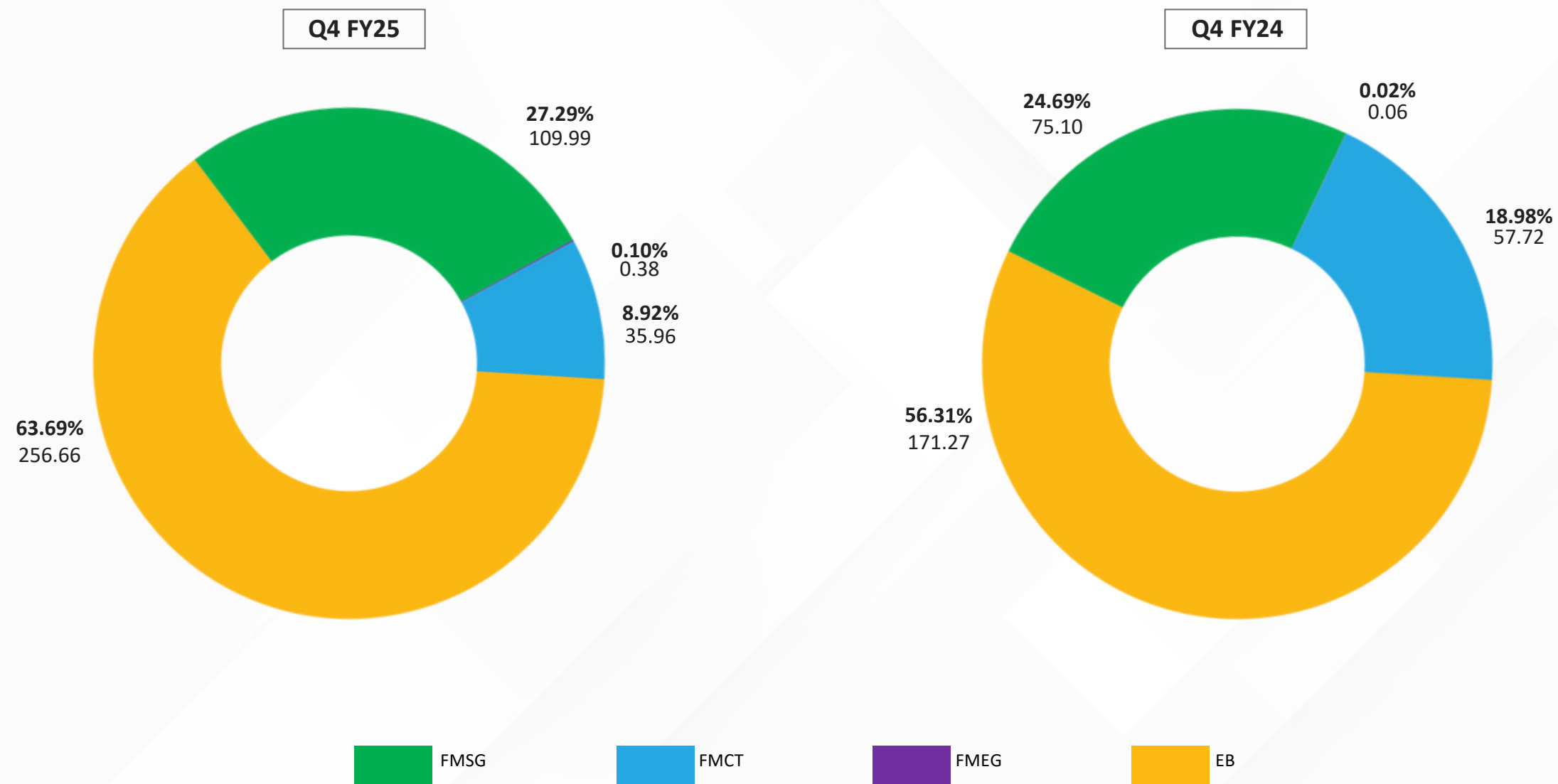
FMEG: Fast Moving Electronics Goods

EB: Enterprise Business



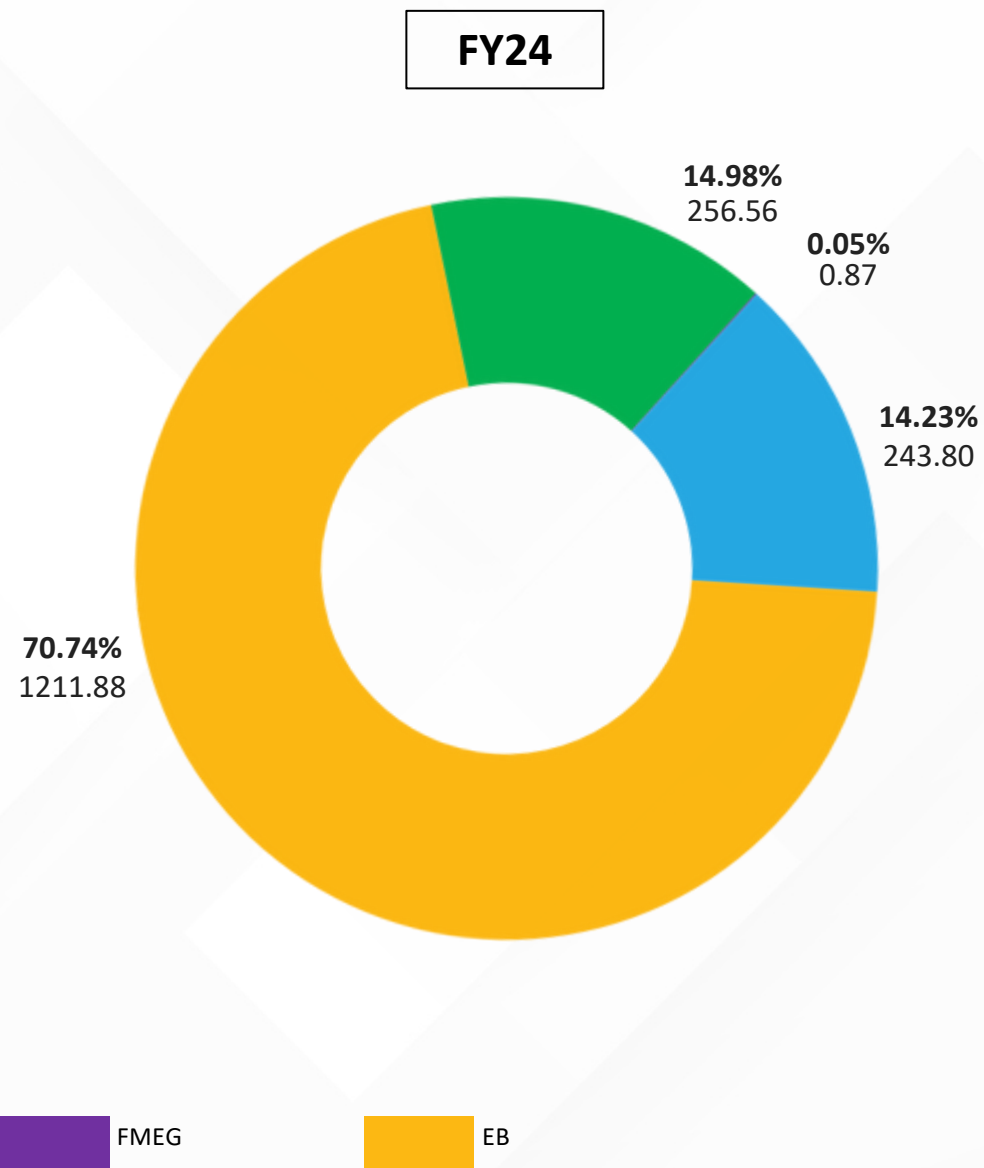
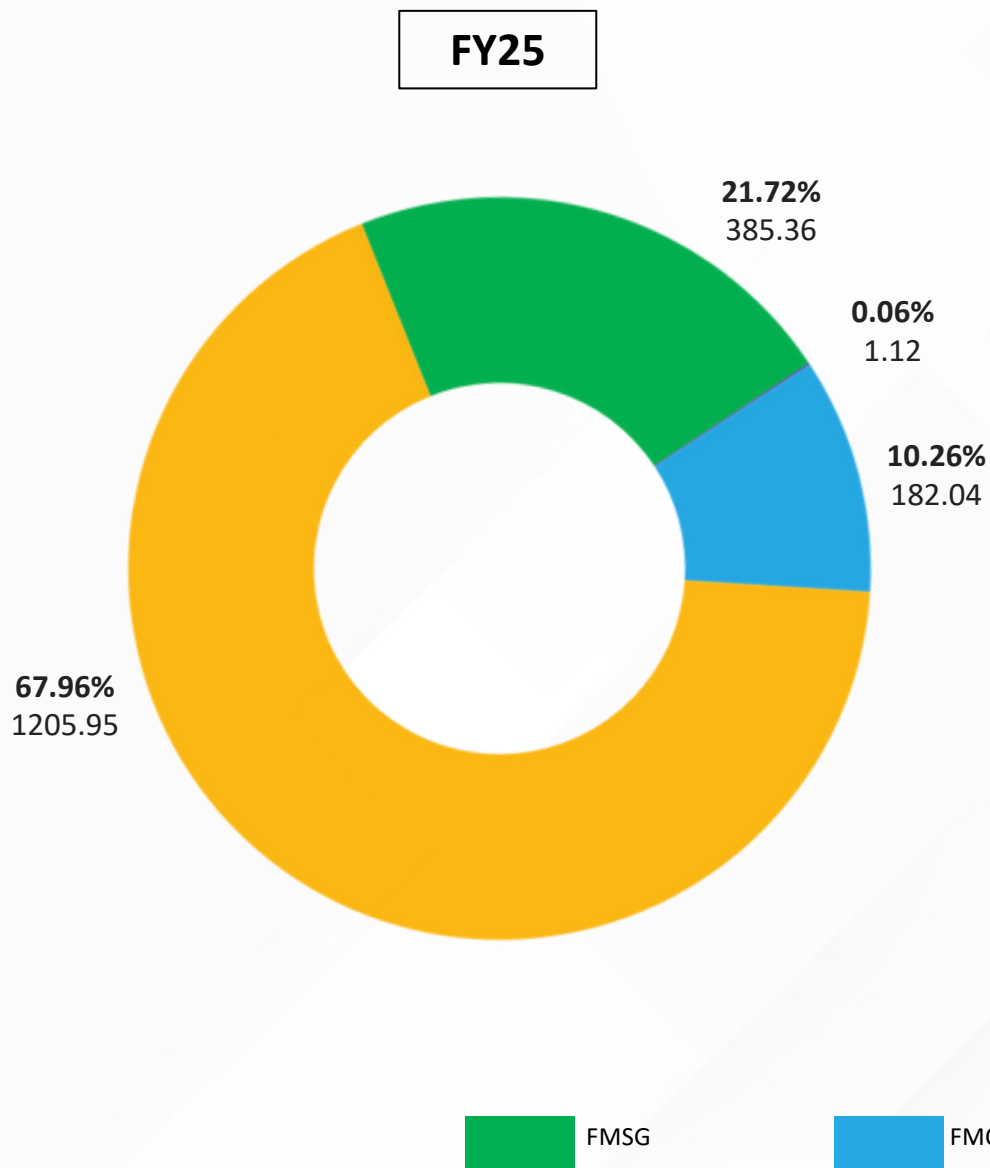
Segmental Revenue Q4 FY25 vs Q4 FY24

*Sales in Crore 16



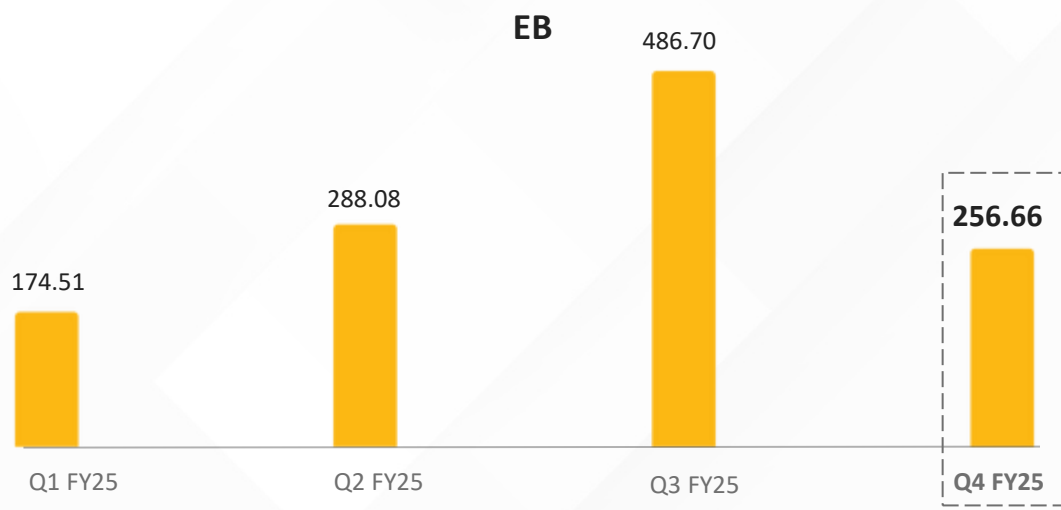


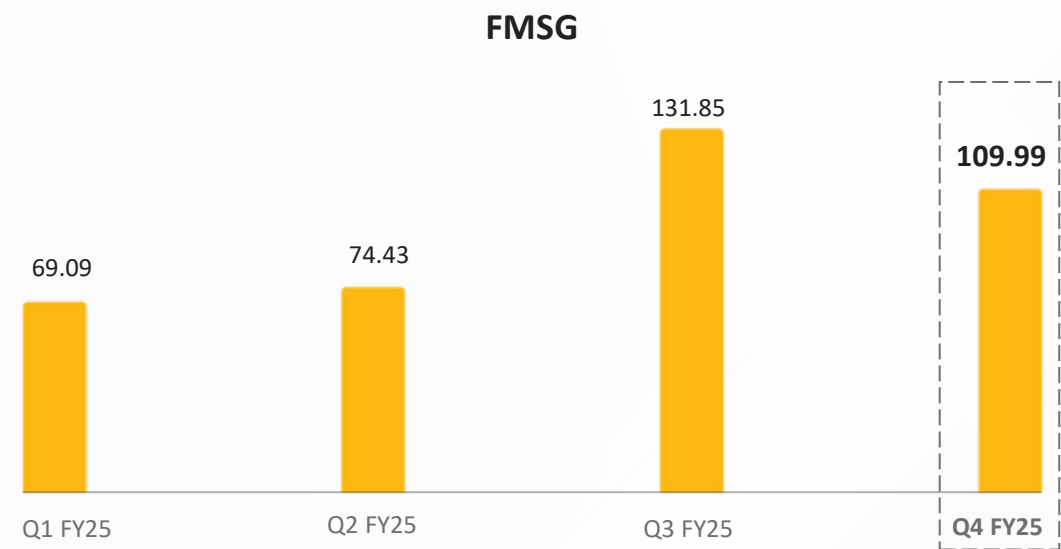
Segmental Revenue FY25 vs FY24

*Sales in Crore 17



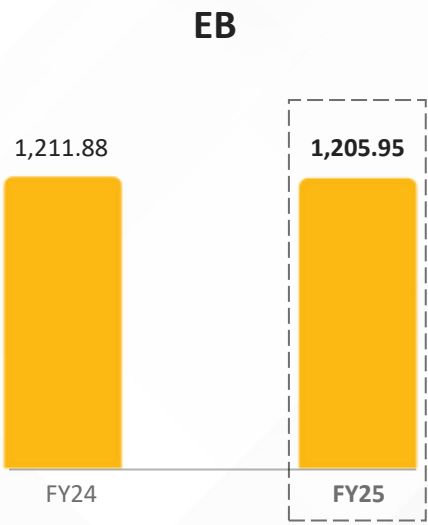
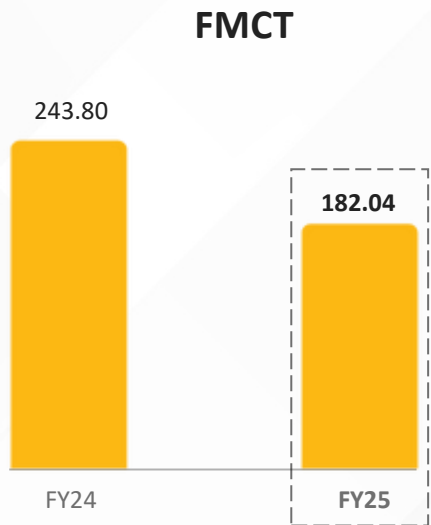
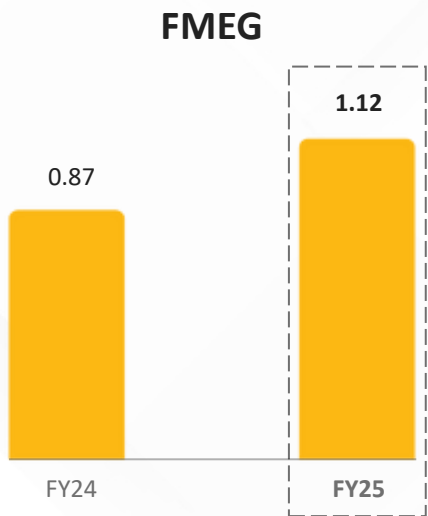
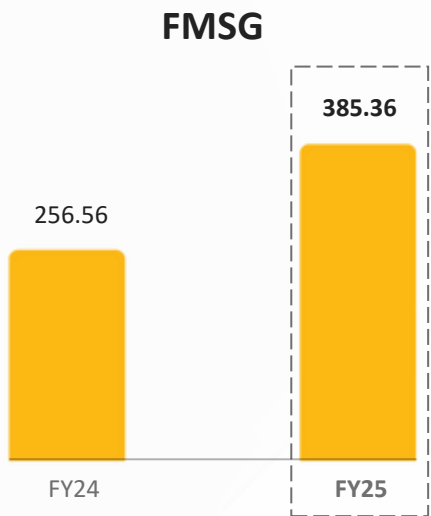
Quarterly Segmental Revenue QoQ

*Sales in Crore 18



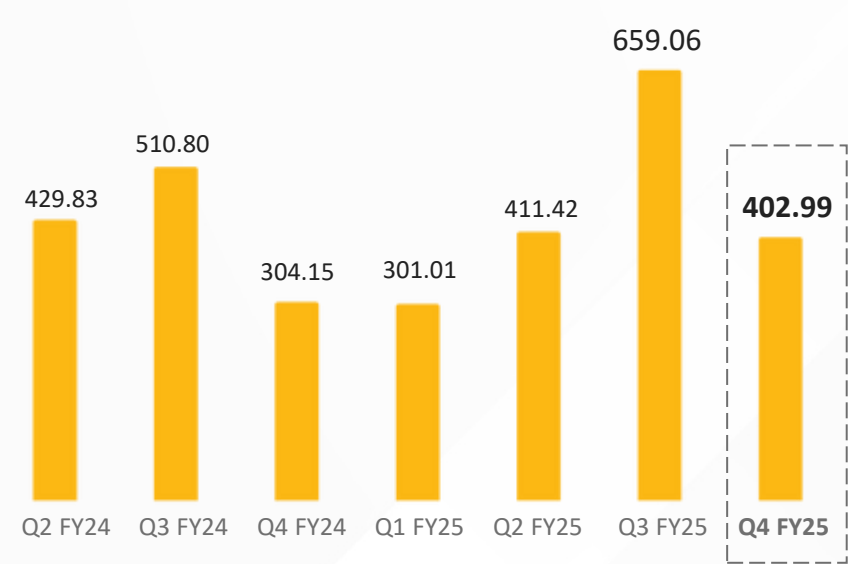
Yearly Consolidated Segmental Revenue YoY

*Sales in Crore 19

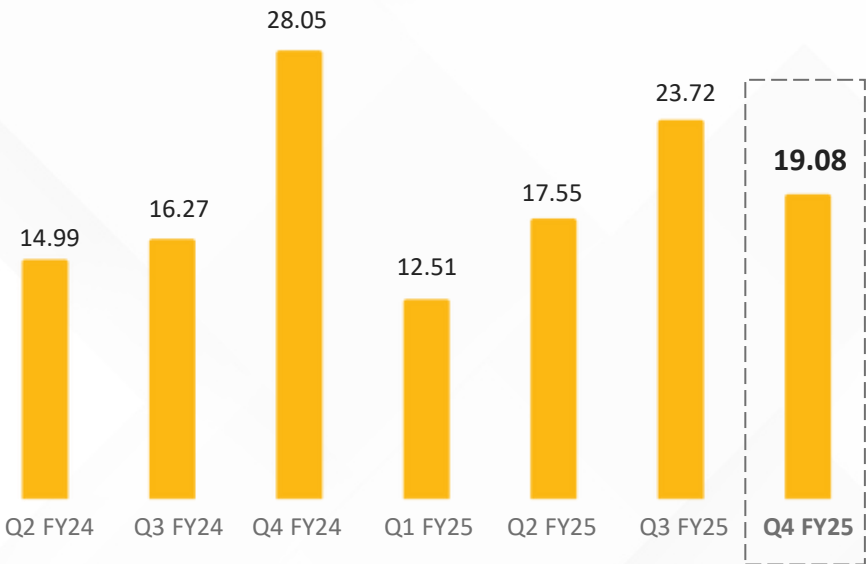


Q4 FY25 Consolidated Financial Highlight

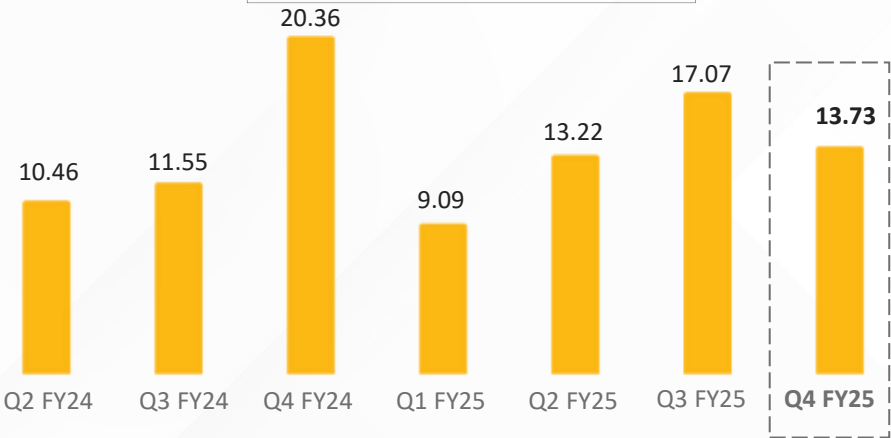
Revenue from Operations (Rs Cr)



EBITDA (Rs Cr)

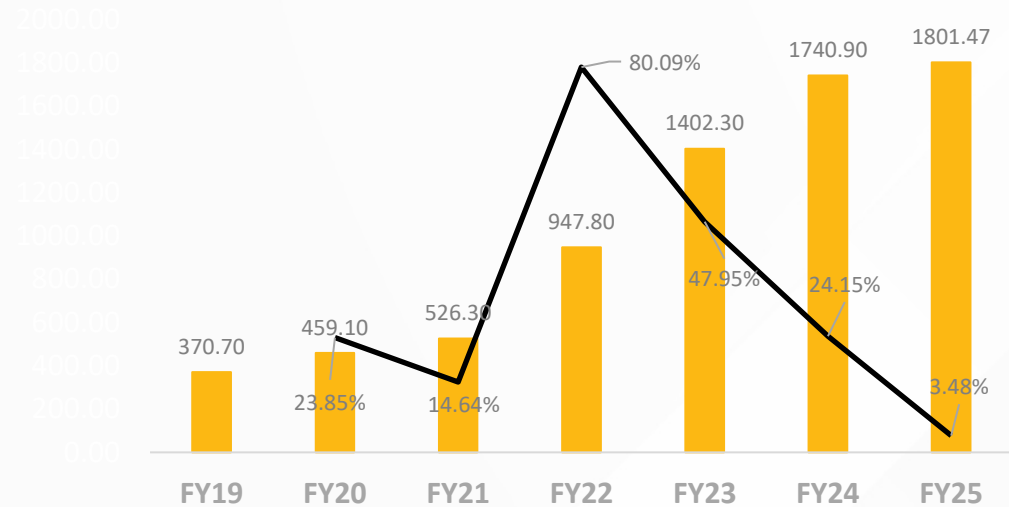


PAT (Rs Cr)

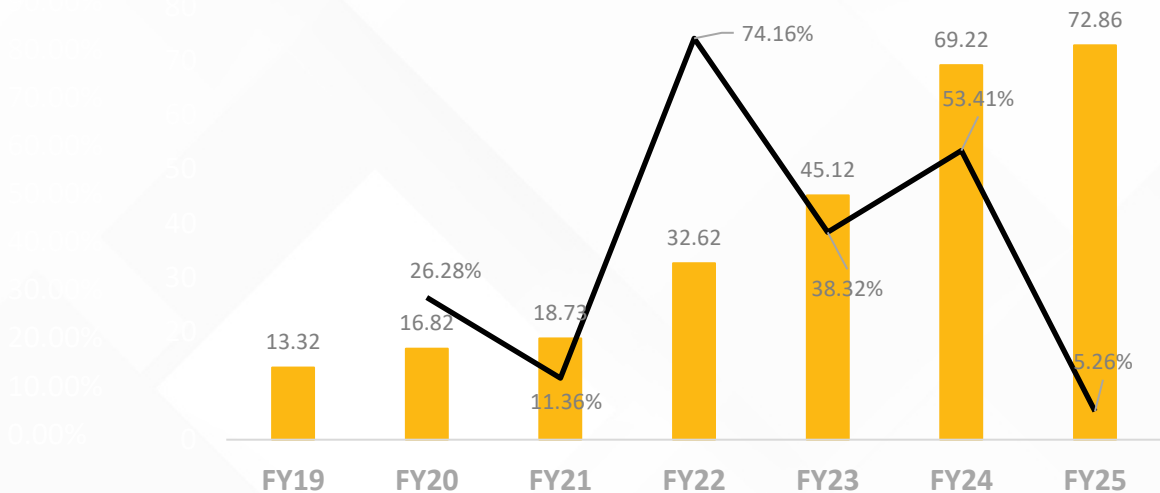


Annual Consolidated Financial Highlight FY25

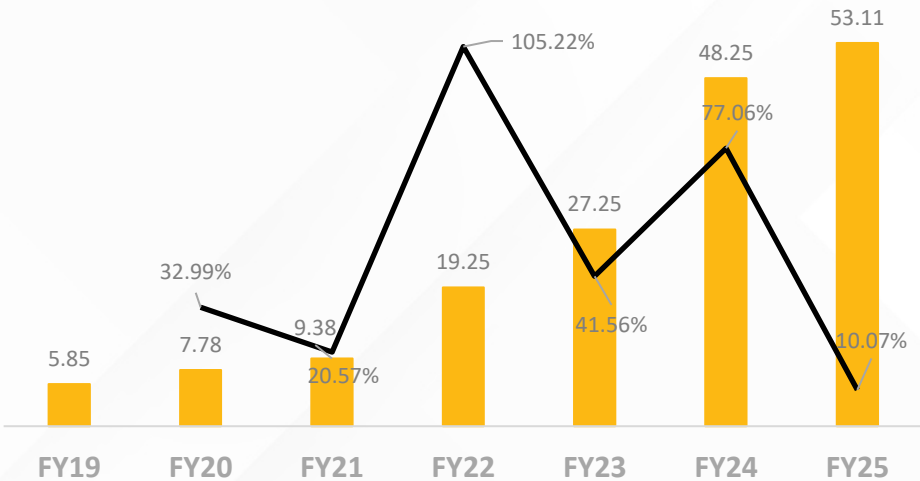
Revenue (Rs. Cr.)



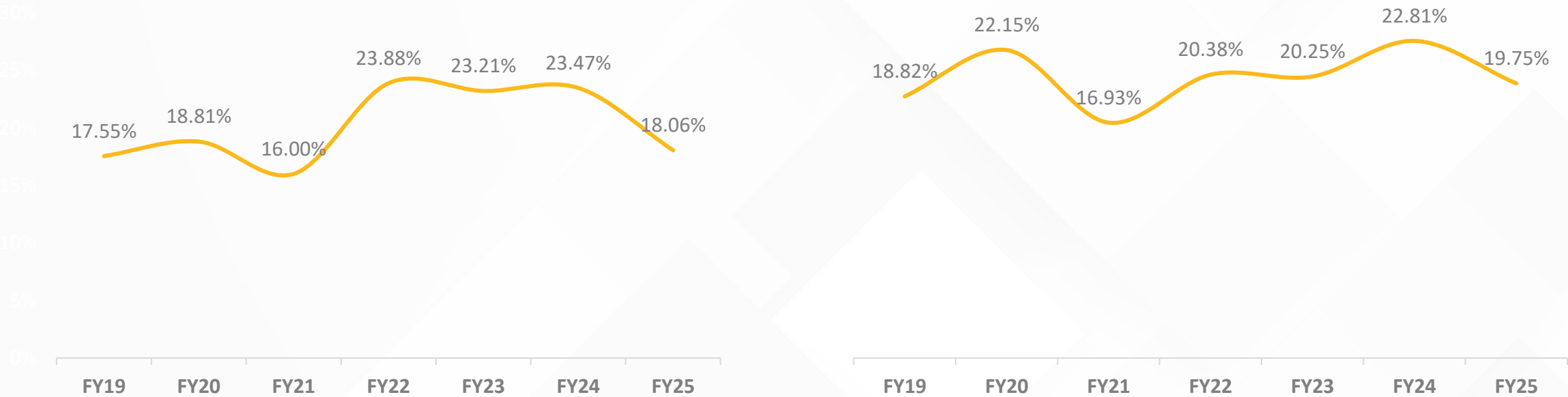
EBITDA (Rs. Cr.)



PAT (Rs. Cr.)



Consolidated Key Return Ratios



Focus on improving RoCE and long-term value creation

*RoE = Net Profit/Net Worth | RoCE = EBIT/(Shareholders Fund + Long-term Borrowing + Short-term Borrowing-Non-Current Investment)

** FY21 Covid Year



Recent Brand Agreements

- Won distribution agreement with **Cricut** to offer their range of craft and cutting products in India
- **Tied up with Ruark** to bring premium audio products to India
- Signed Brand Licensing agreement with **Cyberpower Inc.** for CyberpowerPC brand
- Penned distribution agreement with **Palred Electronics** for distribution of 'pTron' Products, , **Lexar** for its Memory products

Geographical Expansion

Other than our presence in existing regions we are now also available at Varanasi, Dehradun, Chandigarh and Jammu to cater to demand in fast growing markets in Eastern UP, Uttarakhand, Himachal and Jammu & Kashmir. We have spread our wings to these new Geographies in the recent past

Honeywell

- Partnered with leading distributor in **Indonesia** for Honeywell products
- Signed licensing agreement for Honeywell **Air Purifiers** across 10 countries worldwide
- Expanded Honeywell distribution agreement to include **38 countries across APAC, Middle East and Africa**
- Added range **Home Audio products** to Honeywell product portfolio

Other Developments

- In February 2024, Creative strategically undertook a slump sale of its Ckart division for a consideration of Rs. 10 cr. The Company earned Rs. 9.90 cr of profit from this, which was included in Other Income in Q4 FY24
- The Company acquired 1,066 shares of Secure Connection Ltd (Hong Kong subsidiary) on preferential basis for a non-cash consideration against share swap of 57,325 equity shares of Creative Newtech at a rate of Rs. 785/- per equity share





SHAREHOLDER VALUE CREATION

Strategic Focus Area & Criteria



Working Capital Management

Creative's business model is primarily of optimizing working capital. Success of our business depends on achieving higher growth through higher margin products and quick working capital cycle.



Efficient Resource Allocation

Over last few quarters we have continuously shifted our resources towards higher profit products (Honeywell, Cooler Master, Lexar, Samsung etc.) with faster sales cycle and agile team.



Exploring New Opportunities

We gauge every opportunity through below key lenses:

- Return on Investment
- Return on Management time
- Whether it's a Experiential Brand



Quadrant Segmentation of Business

Products have been ranked into Quadrants based on returns and working capital turns:

Focus is on **Quadrant 1** by dedicating best resources towards it. Simultaneously, Company is also maintaining existing business – Quadrant 2 to Quadrant 4 – as it gives visibility & foot-in-the-door to large brands & distributors.

QUADRANT 1 HIGH MARGINS AND QUICK CYCLE	QUADRANT 2 HIGH MARGINS AND MEDIUM CYCLE
QUADRANT 3 LOW MARGINS AND MEDIUM CYCLE	QUADRANT 4 LOW MARGINS AND LONGER CYCLE

As part of a **Sustainable Growth Strategy**, incremental resources would be step-by-step diverted towards Quadrant 1, without disrupting current business

Quadrant 1 business is primarily **FMSG** and **Enterprise Businesses** like – Honeywell, Cooler Master, ViewSonic, Fujifilm Instax, Lexar, Cricut, iBall, Holoware, to name a few

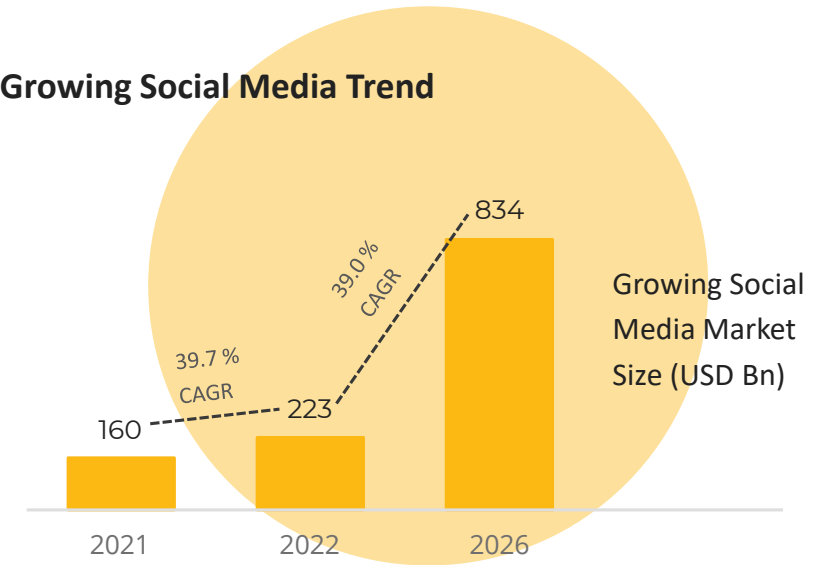


Target Addressable Market

FMSG – Key Drivers for Growth

- Consumer trends to capture every moment of social life & post live events has led to multi-fold growth in personal-use, Internet connected devices
- Millennials tend to follow **multiple hobbies** which has led to growth in pursuing trekking, wildlife photography/tours, sports, cooking, music etc., making this segment one of the fastest growing segments globally
- Rising popularity of online gaming is triggering demand for Gaming accessories (**Cooler Master**)

Growing Social Media Trend



Global Fitness Equipment Market

Industry has been growing substantially worldwide in

recent years, mainly driven by

- Stress & sedentary lifestyle among urban population
- Rising awareness regarding fitness

\$10.97 Bn

Market size was estimated at \$10.97 Bn in 2021

\$15.25 Bn

Expected to reach \$15.25 Bn by 2026

Global Gaming Industry

Growth in global gaming sector has been fuelled by

- increasing trends of online/digital gaming, urbanisation & faster network infrastructure
- Robust growth in smartphone penetration

\$300 Bn

Gaming industry presently exceeds \$300 Bn

400 Mn

Over 400 Mn new gamers estimated to have joined by 2023

2.7 Bn

Currently there are 2.7 Bn people in the gaming sector

CAGR 11.9%

Sector expected to grow at CAGR of 11.9% between 2020-26

Way Ahead

28

#1 Brand Licensing & Geographical Expansion



Brand Licensing in New Markets

Growing brand licensing line of business with addition of new brands to leverage the licensing model CyberpowerPC joins Honeywell in Creative's portfolio of licensing agreements Expanding geographically across Middle East & APAC with required approvals & certifications.

#2 Diversifying product portfolio across new high-potential verticals like Gaming



Bringing Cutting-edge Technologies through high-margin brands

Bringing diverse product ranges across various consumer verticals such as gaming & lifestyle, to stay ahead of trends Focus on fast moving high-margin brands such as Cooler Master, Hyperice etc. Utilize & expand omni-channel network to capitalize on maximum reach across India.

#3 To boost top line and profitability of Honeywell



Growing Honeywell Business

Long-standing association with Honeywell with extensive and increasing product portfolio Adding new countries under purview for sale of Honeywell products.



Key Strengths & Investment Rationale

29



Mix of experienced & young dynamic workforce

Focus on Products with High Growth, High Margin & Small Working Capital cycle

Exclusive licensee for Honeywell

- Significant growth from higher volumes in Honeywell
- Consumer products portfolio Creative is exclusive licensee in 38 countries spanning SAARC, Middle East & APAC

One of India's leading Brand Licensee and Market Entry Specialist

One of the few national players in this space to provide end-to-end solution from contract manufacturing to retail distribution and brand licensing

Recently added CyberPowerPC to licensing portfolio

Strong return ratios & Asset-Light

- Creative has an ROCE of ~20.38%, outpacing the average of 10% earned by companies in similar industry
- Asset light business with outsourced contract manufacturing

Good entry point for well-known foreign brands

Provide strategic intel to foreign players to enter & tap into Indian market

Addresses niche growing market across segments

Partner to leading brands – Samsung, Cooler Master, Fujifilm, Lexar, Cricut, Olympus, iBall, ViewSonic, pTron, Holoware, Aabo Ring, Ruark Audio, Polycab, AOC etc.

An Omni-channel network that spans Online, offline and retail trade channels

25+ brands, 5,000+ products, 10,000+ happy channel partners and 50,000+ metric tons (across product range) of monthly import and export

Honeywell
HONEYWELL

WHO IS HONEYWELL?

31



~\$36 BILLION
in sales for 2022



53% of sales
outside U.S.



~1,300 Sites,
~70 Countries



More Than
129,000 Employees



Charlotte, N.C.
Headquarters



Fortune 100
NYSE: HON

Business Overview



Aerospace
\$11.8 Billion

Honeywell developed the first autopilot flight controller (1914), first commercial weather radar system (1954), first business jet turbofan engine (1975), and is still the leader in developing revolutionary technology for aerospace today



Building technologies
\$6.0 Billion

Honeywell began the Smart Homes project to combine heating, cooling, security, lighting, and appliances into one easily controlled system. They continued the trend in 1987 by releasing new security systems, and fire and radon detectors.



Performance materials and technologies
\$10.7Billion

Honeywell is the leader in gas detection, fire systems, personal protective equipment, building controls, home comfort and security and scanning and mobility



Safety and productivity solutions
\$6.9 Billion

Honeywell's technology is used to produce 40% of the world's liquefied natural gas, 60% of the world's gasoline, 70% of the world's polyester, and 90% of the world's biodegradable detergents

Highly Diversified, Technology-Driven Industrial Company

Creative – Honeywell

Exclusive rights to sell across 38 countries



Brand Licensing

#1

Licensed by Honeywell for contract manufacturing

#2

Rights on many product designs/casts

#3

Can manufacture and sell Honeywell branded products in many APAC & EMEA countries

#4

Aiming to get more international brands under the licensing and also expand Honeywell business line

#5

Maintain Asset light model while expanding the business



Honeywell Business

Tough Entry Barrier & Robust Growth Ahead

Entry Barrier

One of the biggest entry barrier to breakthrough in Honeywell is the long-drawn compliance process and product approval including certifications

Approval Process

The process of getting approval for each product is time consuming and expensive

Launch of Products

Creative has invested 4-5 years in getting approvals for the products and now is launching several new products periodically



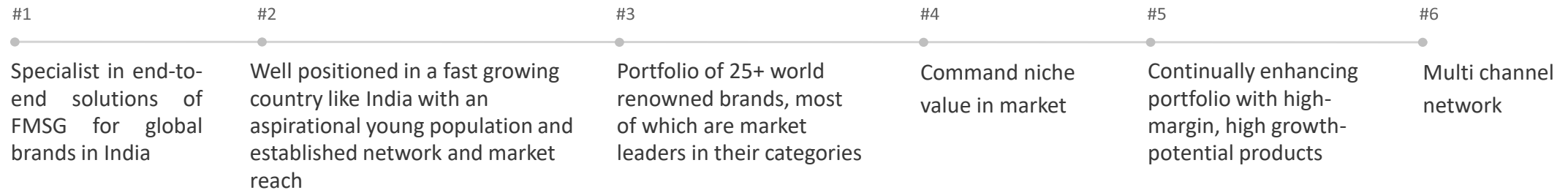
*above certifications are approved



Niche Product Portfolio



FMSG + FMCT + FMEG + EB



FMSG: Fast Moving Social-Media Gadgets **FMCT:** Fast Moving Consumer Technology **FMEG:** Fast Moving Electronics Goods **EB:** Enterprise Business





CyberPower PC products are poised to set new standards in the gaming industry.

- **Creative Ecommerce Ventures** is a newly formed entity which is a strategic collaboration between **Creative Newtech Limited, CyberPower PC, and iBuyPower**.
- Structured as a **joint venture** representing a convergence of industry expertise and innovation
- **CyberPower PC** is an American personal computer retailer Specializes in building and selling a wide range of gaming computers.
- **iBuyPower** lead the pack with industry innovation, quality, system performance, and unbeatable parts selection.
- Under the brand name CyberPower PC, offer Custom and pre-built gaming PCs and peripherals.
- Tailored to meet the evolving needs of gamers and technology enthusiasts.





LEADERSHIP TEAM

Management Comment



*Commenting on the Company performance, **Mr. Ketan Patel, Chairman & Managing Director of Creative Newtech** said:*

"The Company delivered a satisfactory performance in the fourth quarter, reflecting its resilience amid evolving market conditions. This achievement reflects our commitment to innovation, client satisfaction, and market adaptability.

In the final quarter ended March 2025, our consolidated total income was reported at Rs. 1,801.47 cr. EBITDA and PAT increased 5.27% and 10.07% YoY to Rs. 72.86 cr. and Rs. 53.11 cr., respectively. Growth in margins was driven by operational efficiencies and higher contribution from Honeywell and FMSG brands.

Our focus on licensing continues to expand while we strengthen our distribution business. The Honeywell product suite—including structured cabling, connectivity solutions, air purifiers, and home audio—has delivered strong results. Air purifiers, in particular, recorded impressive sales during the peak season, highlighting their growing market potential.

We have strengthened our presence across all major platforms, ensuring easy access for our customers. Our products including air purifiers, home audio systems, and connectivity cables, are widely available on e-commerce giants as well as quick-commerce platforms like Zepto, Swiggy Instamart, and Blinkit. This expansion reflects our commitment to convenience, speed, and seamless product availability in today's fast-paced market.

As we move ahead, we remain optimistic about the opportunities ahead. I extend my sincere appreciation to our dedicated team, whose relentless efforts continue to drive the Company forward."



Management Team



Ketan Patel

Founder and CMD

A technologist with a humble background and an experience 30+ of years. With capital not an option, he had to choose a long gestation period for success. He firmly believes that in the technology business, operating leverage is substantial but always back ended.



Purvi Patel

Co-Founder and
Whole Time Director

A woman with exceptional foresight, Purvi Patel manages Logistics, HR, Marketing, Operations and Administrative functions to enable smooth functioning of the business.



Vijay Advani

Whole Time Director

Mr. Advani is a seasoned Professional with 30+ years of experience since 1998 in Product, Sales & Operations. He looks after the complete sales of the organization and all major B2B relationships with an ease and competence like no other.



Mohit Anand

Co-Founder and
CEO - Secure Connection

As the CEO of Secure Connection, he is responsible for all facets of the business including, Sales, Marketing, Finance & Operations. He is currently building and scaling out Honeywell licensing business in over 29 countries. Ex-Microsoft, Ex-Belkin



Management Team



Abhijit Kanvinde

Chief Financial Officer

Chartered Accountant with over 25 years of strong and multi-industry experience. Worked in companies like Garnier India, Novartis Consumer Health, Shringar Cinemas, etc. He was the CFO of a listed company for over 8 years, also successfully completed two IPOs in his career.



Tejas Doshi

Chief Compliance Officer &
Company Secretary

With over 17+ years of expertise in corporate laws, regulatory filings and stakeholder management. An MBA in International Finance (UK) and a Professional Company Secretary & LLB excelling in IPOs, listing regulations, corporate governance, and legal compliance, including dispute resolution.



Amol Patil

Vice President - Product

MBA in Marketing with Engineering in Electronics and Telecom, with over 20 years of experience in IT industry. Mr. Patil's prowess lies in identifying latest market opportunities. With his excellent team management and execution skills, he is responsible for profitable management of products portfolio



Upendra Singh

Vice President - Sales

Bachelor of Commerce from Ranchi University, with nearly 30 years experience in Sales & Marketing. His expertise lies in vendor management, sales generation & market penetration. He has been in the IT hardware industry for over 11 years and he drives the national channel & corporate sales.





THANK YOU!

www.creativenewtech.com