



Goldiam International Ltd

MANUFACTURERS & EXPORTERS OF DIAMONDS & JEWELLERY

CIN:L36912MH1986PLC041203

September 29, 2017

To, BSE Limited Phiroze Jeejeebhoy Towers, Dalal Street, Mumbai- 400 001. Scrip Code: 526729	To, National Stock Exchange of India Limited Exchange Plaza, Bandra Kurla Complex, MUMBAI- 400 051. Scrip Code: GOLDIAM EQ
---	---

Dear Sir/Madam,



Sub: **Regulation 34 of the SEBI (Listing Obligations and Disclosures Requirements) Regulations, 2015**
-30th Annual Report for the F.Y. 2016-17

In compliance with the Regulation 34 of the SEBI (Listing Obligations and Disclosures Requirements) Regulations, 2015, we submit herewith the 30th Annual Report of the Company for the Financial Year 2016-17, further the 30th Annual General Meeting of the Company held on Wednesday, September 27, 2017 at 11.00 a.m. (concluded at 11.35 a.m.) at the TRIBUNE 1' Banquet hall, 6th Floor, Hotel Tunga International, M.I.D.C Central Road, Andheri (East), Mumbai - 400 093.

You are requested to take the note of the same.

Thanking you,

Yours faithfully,
For Goldiam International Limited

Pankaj Parkhiya
Company Secretary

Encl: a/a

Registered Office

Gems & Jewellery Complex, Santacruz Electronics Export Processing Zone, Andheri (East), Mumbai – 400096. India
Phones: (022)28291893, 28290396, 28292397 Fax: (022)28292885, 28290418 Email goldiam@vsnl.com website:
www.goldiam.com

Annual Report
2016-2017



**Goldiam
International
Limited**

MANUFACTURERS & EXPORTERS OF DIAMONDS & JEWELLERY

BOARD OF DIRECTORS

Manhar R. Bhansali	<i>Chairman - Non-Executive</i>
Rashesh M. Bhansali	<i>Vice-Chairman & Managing Director</i>
Ajay M. Khatlawala	<i>Director - Independent</i>
Dr. R. Srinivasan	<i>Director - Independent</i>
Pannkaj C Ghadiali	<i>Director - Independent (Appointed w.e.f. November 12, 2016)</i>
Tulsi R. Bhansali	<i>Non-Executive Non - Independent Director (Appointed w.e.f. August 12, 2016)</i>

BOARD COMMITTEES

Audit Committee

Ajay M. Khatlawala
Dr. R. Srinivasan
Pannkaj C Ghadiali
Rashesh M. Bhansali

Stake Holder Relationship Committee

Dr. R. Srinivasan
Rashesh M. Bhansali
Ajay M. Khatlawala

Company Secretary & Compliance Officer

Pankaj J. Parkhiya

AUDITORS

Pulindra Patel & Co., Chartered Accountants

BANKERS

The Hongkong & Shanghai Banking Corporation Ltd.
YES Bank Limited
Standard Chartered Bank
Punjab National Bank
Kotak Mahindra Bank Limited
Citibank N.A.

REGISTERED OFFICE

Goldiam International Limited
CIN: L36912MH1986PLC041203
Gems & Jewellery Complex, MIDC,
SEEPZ, Andheri (East), Mumbai - 400 096
Website: www.goldiam.com E-mail: goldiam@vsnl.com

DIAMOND PROCUREMENT OFFICE

The Capital Office No. 1107, A Wing,
11th Floor, Plot No. C-70, G Block,
Bandra (East), Mumbai 400051.

REGISTRAR AND TRANSFER AGENTS

M/s. Link Intime India Pvt. Ltd.
C-101, 247 Park, L. B. S. Marg,
Vikhroli (West), Mumbai - 400 083
E-mail: rnt.helpdesk@linkintime.co.in

Corporate Social Responsibility Committee

Ajay M. Khatlawala
Manhar R. Bhansali
Rashesh M. Bhansali

Share Transfer Committee

Manhar R. Bhansali
Rashesh M. Bhansali
Ajay M. Khatlawala

Listing

BSE Limited
Phiroze Jeejeebhoy Towers,
Dalal Street, Mumbai - 400 001

National Stock Exchange of India Limited
"Exchange Plaza", Bandra Kurla Complex,
Bandra (East), Mumbai - 400 051

Contents:

Notice	2
Board Report	11
Management Discussion and Analysis	38
Report on Corporate Governance	40
Auditors' Report	53
Balance Sheet	58
Profit and Loss Account	59
Cash Flow statement	60
Significant Accounting Policies	61
Notes on Financial Statements	65
Auditors' Report on Consolidated Accounts	85
Consolidated Balance Sheet	90
Consolidated Statement of Profit / Loss Account	91
Consolidated Cash Flow Statement	92
Significant Accounting Policies on Consolidated Accounts	93
Notes on Consolidated Financial Statements	97
Summary of financial information of Subsidiary companies	120

GOLDIAM INTERNATIONAL LIMITED **CIN: L36912MH1986PLC041203**

Registered Office Address: Gems & Jewellery Complex, M.I.D.C., SEEPZ, Andheri (East), Mumbai – 400 096.

Tel: (022) 2829 1893, 2829 0396, 2829 2397 | Fax: (022) 2829 2885, 2829 0418

Email: goldiam@vsnl.com | Website: www.goldiam.com

NOTICE

NOTICE is hereby given that the THIRTIETH ANNUAL GENERAL MEETING of the Members of GOLDIAM INTERNATIONAL LIMITED will be held on Wednesday, September 27, 2017 at 11.00 a.m. at TRIBUNE 1' Banquet Hall, 6th Floor, Hotel Tunga International, M.I.D.C Central Road, Andheri (East), Mumbai-400093 to transact the following business:

ORDINARY BUSINESS:

1. Adoption of annual audited Financial Statement and Reports thereon

To receive, consider and adopt:

- a. the audited Standalone financial statement of the Company for the financial year ended March 31, 2017, the Reports of Directors and Auditors thereon, and
- b. the audited consolidated financial statement of the Company for the financial year ended March 31, 2017.

2. Declaration of Dividend

To confirm the interim dividend of ₹ 2/- (i.e. 20%) per Equity Share declared on 24945996 Equity share(s) of face value of ₹ 10/- each already paid for the Financial Year ended March 31, 2017.

3. Appointment of Director in place of those retiring by rotation

To appoint a Director in place of Mr. Manhar R. Bhansali (DIN 00058699) who retires by rotation and, being eligible, offers himself for re-appointment.

4. Appointment of Statutory Auditors

To consider and, if thought fit, to pass the following Resolution as an Ordinary Resolution:

“RESOLVED THAT pursuant to the provisions of Section 139, 142 and other applicable provisions, if any, of the Companies Act, 2013 (“the Act”) and the Companies (Audit and Auditors) Rules, 2014 (including any statutory modifications(s) or re-enactment thereof for the time being in force) and pursuant to the recommendation of the Audit Committee and the Board of Directors, Messrs J.D. Zatakia & Co., Chartered Accountants registered with the Institute of Chartered Accountants of India

(ICAI) vide registration number 111777W, be and are hereby appointed as the Statutory Auditors of the Company in place of the retiring auditors, Messrs Pulindra Patel & Co., Chartered Accountants, for a term of five years commencing from the conclusion of this 30th Annual General Meeting till the conclusion of the 35th Annual General Meeting of the Company (subject to ratification of their appointment by the Members at every intervening Annual General Meeting held after this Annual General Meeting) on such remuneration plus service tax, out-of-pocket expenses, as may be mutually agreed upon by the Board of Directors and the Statutory Auditors;

RESOLVED FURTHER THAT the appointment of Messers J.D. Zatakia & Co., Chartered Accountants, as the Auditors of the Company shall be subject to ratification by Membrs of the Company at every subsequent Annual General Meeting (as applicable under the Companies Act, 2013) held after this meeting.

RESOLVED FURTHER THAT the Board of Directors of the Company (including its Committee thereof) and / or Mr. Pankaj Parkhiya, Company Secretary be and are hereby severally authorized to do all such acts and take all such steps as may be considered necessary, proper or expedient to give effect to this Resolution.”

SPECIAL BUSINESS

5. To re-appoint Dr. Raghavachari Srinivasan (DIN 00003968) as an Independent Director

To consider and, if thought fit, to pass the following Resolution as a Special Resolution:

“RESOLVED THAT pursuant to Section 149, 152 of the Companies Act, 2013 (“the Act”) and such other applicable provisions, if any, of the Act and the Rules made thereunder, read with Schedule IV of the Act, Dr. Raghavachari Srinivasan (DIN: 00003968), whose term of office expires at this 30th Annual General Meeting, be and is hereby re-appointed as an Independent Director, for a further term of four consecutive years commencing from the conclusion of this 30th Annual General Meeting till the conclusion of the 34th Annual General Meeting of the Company.”

6. To appoint Mr. Pannkaj C Ghadiali (DIN 00003462) as an Independent Director

To consider and, if thought fit, to pass the following Resolution as an Ordinary Resolution:

“RESOLVED THAT pursuant to the provisions of Section 149, 152, 161 read with Schedule IV and all other applicable provisions of the Companies Act, 2013 and the Companies (Appointment and Qualification of Directors) Rules, 2014 (including any statutory modification(s) or re-enactment(s) thereof for the time being in force) and SEBI (Listing Obligations and Disclosure Requirements) Regulations, 2015, Mr. Pannkaj C Ghadiali (DIN: 00003462), who was appointed as an Additional Director of the Company by the Board of Directors w.e.f. November 12, 2016 pursuant to provisions of Section 161 (1) of the Companies Act, 2013 and the Articles of Association of the Company and who holds office up to the date of this 30th Annual General Meeting and in respect of whom the Company has received a notice in writing under Section 160 of the said Act from a member proposing his candidature for the office of Director, be and is hereby appointed as an Independent Director of the Company for a term of five consecutive years with effect from November 12, 2016 and that he shall not be liable to retire by rotation.”

7. Change in place of keeping and inspection of registers, returns etc.

To consider and, if thought fit, to pass the following Resolution as a Special Resolution:

“RESOLVED THAT with the relocation of the office of Link Intime (India) Private Limited, Registrar and Transfer Agent of the Company (RTA) from C-13, Pannalal Silk Mills Compound, L.B.S.Marg, Bhandup (W), Mumbai-400 078 to C-101, 247 Park, L. B. S. Marg, Vikhroli (West), Mumbai - 400 083, with effect from 25th February 2017, approval of members be and is hereby given to place the Registers and Returns as maintained by the Company under Section 88 of the Companies Act, 2013 read with Rule 5(2) of Companies (Management and Administration) Rules, 2014, at the new office of Link Intime (India) Private Limited.”

By Order of the Board of Directors

Place: Mumbai
Date: May 26, 2017

Pankaj Parkhiya
Company Secretary

Regd. Office:
Gems & Jewellery Complex,
M.I.D.C., SEEPZ, Andheri (E),
Mumbai - 400 096.

NOTES:

1. A MEMBER ENTITLED TO ATTEND AND VOTE AT THE ANNUAL GENERAL MEETING (THE “MEETING” OR “AGM”) IS ENTITLED TO APPOINT A PROXY TO ATTEND AND VOTE ON A POLL INSTEAD OF HIMSELF. THE PROXY NEED NOT BE A MEMBER OF THE COMPANY. THE INSTRUMENT APPOINTING THE PROXY SHOULD, HOWEVER, BE DEPOSITED AT THE REGISTERED OFFICE OF THE COMPANY NOT LESS THAN FORTY-EIGHT HOURS BEFORE THE COMMENCEMENT OF THE MEETING.

A PERSON CAN ACT AS A PROXY ON BEHALF OF MEMBERS NOT EXCEEDING FIFTY AND HOLDING IN THE AGGREGATE NOT MORE THAN TEN PERCENT OF THE TOTAL SHARE CAPITAL OF THE COMPANY CARRYING VOTING RIGHTS. A MEMBER HOLDING MORE THAN TEN PERCENT OF THE TOTAL SHARE CAPITAL OF THE COMPANY CARRYING VOTING RIGHTS MAY APPOINT A SINGLE PERSON AS PROXY AND SUCH PERSON SHALL NOT ACT AS A PROXY FOR ANY OTHER PERSON OR SHAREHOLDER.

Corporate members intending to send their authorised representatives to attend the Meeting are requested to send to the Company a certified copy of the Board Resolution authorizing their representative to attend and vote on their behalf at the Meeting.

In case of joint holders attending the Meeting, only such joint holder who is higher in the order of names will be entitled to vote.

2. The details of the Directors proposed to be appointed/re-appointed, as required under Regulation 36(3) of the SEBI (Listing Obligations and Disclosure Requirements) Regulation, 2015 is attached to this Notice.
3. An Explanatory Statement pursuant to Section 102 of the Companies Act, 2013 in respect of the Special Business is annexed hereto.
4. The Register of Members and Share Transfer Books will remain closed from **Monday, September 18, 2017 to Wednesday, September 27, 2017 (both days inclusive)** for annual closing.
5. Pursuant to the provisions of Section 124 of the Companies Act, 2013, the amount of dividend not encashed or claimed within 7 (seven) years from the date of its transfer to the unpaid dividend account, will be transferred to the Investor Education and Protection Fund established by the Government. Members who have not yet encashed their final and/or interim dividend for the financial year 2009-2010, 2010-2011, 2011-2012, 2012-2013, 2013-2014, 2014-15, 2015-2016 and 2016-2017 are requested to approach the Company or the Company's Registrar

and Transfer Agents, M/s. Link Intime India Pvt. Ltd. The details of unpaid dividend is also available on the website of the Company www.goldiam.com

Further pursuant to the provisions of Section 124(6) of the Companies Act, 2013, all shares in respect of which dividend has not been paid or claimed for seven consecutive years or more shall be transferred to the Investor Education and Protection Fund established by the Government. Members who have not yet encashed their final and/or interim dividend warrant(s) for seven consecutive years are requested to approach the Company or Registrar and Transfer Agents, M/s. Link Intime India Pvt. Ltd.

6. Members are requested to notify immediately any change in their address or bank account particulars:

- To the Registrar and Transfer Agents of the Company for shares held in physical form; and
- Directly to their respective Depository Participants with whom they are maintaining their demat accounts and not to the Company/Registrar and Transfer Agents, for shares held in electronic form.

7. Non-Resident Indian Members are requested to inform M/s. Link Intime India Private Limited immediately of :

- Change in their residential status on return to India for permanent settlement.
- Particulars of their bank account maintained in India with complete name, branch, account type, account number and address of the bank with pin code number, if not furnished earlier.

8. In all correspondences with the Company, members holding shares in physical form are requested to quote their Folio numbers and those holding shares in electronic form are requested to quote their DP ID number and Client ID number.

9. The Securities and Exchange Board of India (SEBI) has mandated the submission of Permanent Account Number (PAN) by every participant in securities market. Members holding shares in electronic form are, therefore, requested to submit the PAN to their Depository Participants with whom they are maintaining their demat accounts. Members holding shares in physical form can submit their PAN details to the Company/Registrar and Transfer Agents, M/s. Link Intime India Pvt. Ltd.

10. Members desirous of obtaining any information concerning the accounts are requested to write to the Company at least 10 days before the date of the meeting so as to enable the Management to keep the information ready. Replies will be provided only at the meeting.

11. In terms of Section 101 and 136 of the Companies Act, 2013 read together with Rules made thereunder, the copy of the Annual Report including Financial

Statements, Board's report etc. and this Notice are being sent by electronic mode, to those members who have registered their email ids with the Company or with the share transfer agent of the Company or with their respective Depository Participants (s) for communication purposes unless any member has requested for a hard copy of the same. For members who have not registered their email address, physical copies of the Annual Report for 2016-17 is being sent in the permitted mode. To support the 'Green Initiative', the Members who have not registered their email addresses, are requested to register the same with their Depository Participants. Members holding shares in physical mode are requested to register their email addresses with the Registrar & Transfer Agent of the Company.

12. Members may also note that the copy of Annual Report will also be available on the Company's website www.goldiam.com.

13. All documents referred to in the accompanying Notice and the Explanatory Statement, and other statutory register shall be open for inspection at the Registered Office of the Company between (11.00 am to 1.00 pm) on all working days except Sunday and public holiday up to and including the date of the Annual General Meeting of the Company.

14. As a measure of economy, copies of Annual Report will not be distributed at the Annual General Meeting. Members are, therefore, requested to bring their copies of Annual Report with them along with the Attendance slip duly signed and completed quoting their Folio No., in case shares are held in physical form or their DP ID number and Client ID number in case the shares are held in electronic form.

15. The Register of Directors' and Key Managerial Personnel and their shareholding maintained under Section 170 of the Companies Act, 2013; and the Register of contracts or arrangements in which the Directors are interested under Section 189 of the Companies Act, 2013 will be available for inspection at the AGM.

16. Pursuant to Section 72 of the Companies Act, 2013, members holding shares in physical form are advised to file nomination in the prescribed Form SH-13 with the Company's share transfer agent. In respect of shares held in electronic/ demat form, the members may please contact their respective depository participant.

17. Members who hold shares in physical form in multiple folios in identical names or joint holding in the same order of names are requested to send the share certificates to Link Intime India Pvt. Ltd., for consolidation into a single folio.

18. Voting through electronic means

Pursuant to provisions of section 108 and any other applicable provisions of the Companies Act,

2013, if any, read with Rule 20 of the Companies (Management & Administration) Amendment Rules, 2015, and Regulation 44(1) of the SEBI (Listing Obligations and Disclosure Requirements) Regulation, 2015, the Company is pleased to provide its members with the facility of “remote e-voting” (e-voting from a place other than venue of the AGM), to enable them to cast their votes for the businesses to be transacted at the 30th AGM of the Company. The Company has entered into an agreement with Central Depository Services (India) Ltd. (CDSL) for facilitating e-voting to enable all its Shareholders to cast their vote electronically.

The facility for voting, either through electronic voting system or ballot/polling paper shall also be made available at the venue of the AGM, apart from the remote e-voting facility provided prior to the date of AGM. The members attending the meeting, who have not cast their vote through remote e-voting shall be able to exercise their voting rights at the meeting. The members who have already cast their vote by remote e-voting

prior to the meeting may also attend the meeting but shall not be entitled to cast their vote again at the AGM.

The Instructions for members for voting electronically are as under:-

- (A) The voting period begins on September 24, 2017 at 9.00 a.m. and ends on September 26, 2017 at 5.00 p.m. During this period shareholders' of the Company, holding shares either in physical form or in dematerialized form, as on the cut-off date of September 20, 2017, may cast their vote electronically. The e-voting module shall be disabled by CDSL for voting thereafter. Once the vote on a resolution is cast by the shareholder, the shareholder shall not be allowed to change it subsequently.
- (B) In case of members receiving e-mail:
 - i) Log on to the e-voting website www.evotingindia.com
 - ii) Now click on “Shareholders” to cast your votes.
 - iii) Now Enter your User ID

	For members holding shares in Demat form	For members holding shares in Physical form
User-ID	For NSDL: 8 Character DP ID followed by 8 Digits Client ID For CDSL: 16 Digit beneficiary ID	Folio Number registered with the Company.

- iv) Next enter the Image Verification as displayed and Click on Login.
- v) If you are holding shares in demat form and had logged on to www.evotingindia.com and voted on an earlier voting of any company, then your existing password is to be used.
- vi) If you are a first time user follow the steps given below:

	For Members holding shares in Demat Form and Physical Form
PAN	Enter your 10 digit alpha-numeric PAN issued by Income Tax Department (Applicable for both demat shareholders as well as physical shareholders)
	<ul style="list-style-type: none"> Members who have not updated their PAN with the Company/Depository Participant are requested to use the sequence number which is printed on Attendance Slip in the PAN field.
Date of Birth (DOB) OR Dividend Bank Details	Enter the Date of Birth as recorded in your demat account or in the company records for the said demat account or folio in dd/mm/yyyy format OR Enter the Dividend Bank Details as recorded in your demat account or in the company records for the said demat account or folio. <ul style="list-style-type: none"> If both the details are not recorded with the depository or company please enter the member id / folio number in the Dividend Bank details field as mentioned in instruction (iii).

- vii) After entering these details appropriately, click on “SUBMIT” tab.
- viii) Members holding shares in physical form will then reach directly the Company selection screen. However, members holding shares in demat form will now reach ‘Password Creation’ menu wherein they are required to mandatorily enter their login password in the new password

field. Kindly note that this password is to be also used by the demat holders for voting for resolutions of any other company on which they are eligible to vote, provided that company opts for e-voting through CDSL platform. It is strongly recommended not to share your password with any other person and take utmost care to keep your password confidential.

- ix) For Members holding shares in physical form, the details can be used only for e-voting on the resolutions contained in this Notice.
- x) Click on the EVSN for the relevant Company i.e. Goldiam International Limited on which you choose to vote.
- xi) On the voting page, you will see "RESOLUTION DESCRIPTION" and against the same the option "YES/NO" for voting. Select the option YES or NO as desired. The option YES implies that you assent to the Resolution and option NO implies that you dissent to the Resolution.
- xii) Click on the "RESOLUTIONS FILE LINK" if you wish to view the entire Resolution details.
- xiii) After selecting the resolution you have decided to vote on, click on "SUBMIT". A confirmation box will be displayed. If you wish to confirm your vote, click on "OK", else to change your vote, click on "CANCEL" and accordingly modify your vote.
- xiv) Once you "CONFIRM" your vote on the resolution, you will not be allowed to modify your vote.
- xv) You can also take a print of the votes cast by clicking on "Click here to print" option on the Voting page.
- xvi) If Demat account holder has forgotten the changed password then enter the User ID and the image verification code and click on Forgot Password & enter the details as prompted by the system.
- xvii) **Shareholders can also cast their vote using CDSL's mobile app m-Voting available for android based mobiles. The m-Voting app can be downloaded from Google Play Store, Apple and Windows phone. Please follow the instructions as prompted by the mobile app while voting on your mobile.**
- xviii) Note for Non-Individual Shareholders and Custodians
 - Non-Individual shareholders (i.e. other than Individuals, HUF, NRI etc.) and Custodian are required to log on to www.evotingindia.com and register themselves as corporate.
 - A scanned copy of the Registration Form bearing the stamp and sign of the entity should be emailed to helpdesk.evoting@cdslindia.com.
 - After receiving the login details a Compliance User should be created using the admin login and password. The Compliance User would be able to link the account(s) for which they wish to vote on.
- The list of accounts linked in the login should be mailed to helpdesk.evoting@cdslindia.com and on approval of the accounts they would be able to cast their vote.
- A scanned copy of the Board Resolution and Power of Attorney (POA) which they have issued in favour of the Custodian, if any, should be uploaded in PDF format in the system for the scrutinizer to verify the same.
- xix) In case you have any queries or issues regarding e-voting, you may refer the Frequently Asked Questions ("FAQs") and e-voting manual available at www.evotingindia.com, under help section or write an email to helpdesk.evoting@cdslindia.com.

The voting right of shareholders shall be in proportion to their shares of the paid up equity share capital of the Company as on the cut off date September 20, 2017.
- xx) The Company has appointed Mr. Rajnikant Shah, Practising Company Secretary (Membership No. 1629 COP No. 700), as the Scrutinizer for conducting the remote e-voting and the voting process at the AGM in a fair and transparent manner. The Scrutinizer shall immediately after the conclusion of voting at the AGM, will first count the votes cast at the meeting, there after unblock the votes cast through remote e-voting in the presence of at least two witnesses not in the employment of the Company. The Scrutinizer shall make a consolidated Scrutinizer's report of the total votes cast in favour or against, if any, during the remote e-voting and voting at the AGM, not later than three days of conclusion of the meeting, to the Chairman or a person, authorized by him in writing. The Chairman or a person, authorized by him in writing, shall declare the results of the AGM forthwith. The results declared along with the Scrutinizer's report shall be placed on the Company's website www.goldiam.com and on the website of CDSL and shall be communicated to the Stock Exchanges.

By Order of the Board of Directors

Place: Mumbai

Date: May 26, 2017

Regd. Office:
Gems & Jewellery Complex,
M.I.D.C., SEEPZ, Andheri (E),
Mumbai - 400 096.

Pankaj Parkhiya
Company Secretary

STATEMENT ANNEXED TO THE NOTICE AND SETTING OUT THE MATERIAL FACTS CONCERNING EACH ITEM OF SPECIAL BUSINESS PURSUANT TO SECTION 102 OF COMPANIES ACT, 2013:-

Item No.5

As per the provisions of Section 149, Section 152 and Schedule IV of the Companies Act, 2013 read with rules thereunder, the Company had appointed Dr. Raghavachari Srinivasan (DIN: 00003968) as Independent Director as per the requirement of the Companies Act, 2013 at the 27th Annual General Meeting of the Company held on September 30, 2014 for a term of 3 years upto the conclusion of this 30th Annual General Meeting.

Since, Dr. Raghavachari Srinivasan (DIN: 00003968), Independent Director of the Company has completed one term, he is further eligible for re-appointment for one more term.

The Performance evaluation of the Independent Directors were conducted by the entire Board (excluding the Director being evaluated) on the basis of criterias such as Transparency, Performance, participation in formulation of business strategy, risk implication and ability to take balanced decisions regarding stakeholders, etc.

Accordingly, based on the performance evaluation of the Independent Directors, the Nomination & Remuneration Committee and Board of Directors of the Company at their meeting held on May 26, 2017, have approved and recommended the reappointment of the aforesaid Independent Director, for a second term as provided in the resolution, and he shall not be liable to retire by rotation at the Annual General Meeting as provided under Section 152(6) of the Companies Act, 2013.

The Company has received declarations from Dr. Raghavachari Srinivasan, Independent Director confirming that he meets with the criteria of Independence as prescribed under sub-section (6) of Section 149 of the Companies Act, 2013 and as per SEBI (Listing Obligations and Disclosure Requirements) Regulations, 2015. In the opinion of the Board, he fulfills the conditions specified in the said Act for reappointment as Independent Director.

The Company has also received notice pursuant to Section 160 of the Companies Act, 2013 from members proposing the candidature for appointment of aforesaid Independent Director.

The brief profile of Dr. Raghavachari Srinivasan is mentioned under "PROFILE OF DIRECTORS" forming part of this Notice and details of remuneration paid/payable are as provided in the Corporate Governance Report forming part of the Annual Report for 2016-17.

The Board recommends the Resolution as set out in item no. 5 of the Notice for approval of the Members.

None of the Directors or Key Managerial Personnel of the Company and their relatives, other than Dr. Raghavachari

Srinivasan, is in any way concerned or interested in the Resolutions, as set out in item no. 5 of the Notice.

Item No.6

Mr. Pannkaj C Ghadiali (DIN: 00003462), aged about 58 years, was appointed as an additional Director of the Company at the Board Meeting held on November 12, 2016 on the recommendation of the Nomination and Remuneration Committee. In terms of Section 161 of the Companies Act, 2013, he holds office up to the date of the Thirtieth Annual General Meeting.

The Board of Directors approved the aforesaid appointment of Mr. Pannkaj C Ghadiali based on the recommendation of the Nomination and Remuneration Committee, pursuant to Section 178 of the Companies Act, 2013 and Rules framed thereunder and also in terms of the Nomination and Remuneration Policy of the Company.

The Company has obtained from Mr. Pannkaj C Ghadiali his consent in Form DIR-2 to act as Director and also received intimation in Form DIR-8 to the effect that he is not disqualified to be appointed as a Director in any Company. The Company has received Notice in writing under Section 160 of the Companies Act, 2013, from a Member along with a deposit of Rs. 1,00,000/- proposing the candidature of Mr. Pannkaj C Ghadiali as Director of the Company.

Brief resume of Mr. Pannkaj C Ghadiali, nature of his experience in specific functional area, names of companies in which he holds Directorships and Membership/Chairmanship of Board Committees, etc. are mentioned under "PROFILE OF DIRECTORS" forming part of this Notice and details of remuneration paid/payable are as provided in the Corporate Governance report forming part of the Annual Report for 2016-17. Mr. Pannkaj C Ghadiali does not hold any Equity Share in the Company.

The Board considers that association of Mr. Pannkaj C Ghadiali will be immense benefit to the Company and it would be prudent to appoint Mr. Pannkaj C Ghadiali on the Board of Directors of the Company. As a Director of the Company, Mr. Pannkaj C Ghadiali shall not be liable to determination by retirement of Directors by rotation at Annual General Meetings. Accordingly, the Board recommends Resolution No.6 for approval by the Members.

Except Mr. Pannkaj C Ghadiali, no other Director or key Managerial Personnel of the Company or their relatives is concerned or interested in Resolution No.6 as contained in the Notice.

Goldiam International Limited

Item No.7

Your Company's Registrar and Transfer Agent, M/s.Link Intime (India) Pvt. Ltd. (Link Intime) has shifted their Registered Office and place of operations/business from C-13, Pannalal Silk Mills Compound, L. B. S. Marg, Bhandup (W), Mumbai-400 078 to C-101, 247 Park, L. B. S. Marg, Vikhroli (West), Mumbai - 400 083, with effect from February 25, 2017. Thus all the Registers of the Company to be maintained under Section 88 of the Companies Act, 2013 and which were kept at the erstwhile premises are now being maintained at the new premises.

Approval of Members, by way of Special Resolution, is being sought for keeping of the Registers, Returns, etc. in the new premises of Link Intime in terms of Section 88 of the Companies Act, 2013 read with Rule 5(2) of Companies (Management and Administration) Rules, 2014. The Board recommends the Special Resolution as set out in Item No. 7 of the accompanying Notice, for approval of the members.

None of the Directors and Key Managerial Personnel of the Company or their relatives are concerned or interested financially or otherwise in the proposed resolution.

DETAILS OF THE DIRECTOR SEEKING APPOINTMENT/RE-APPOINTMENT AT THE ANNUAL GENERAL MEETING:-

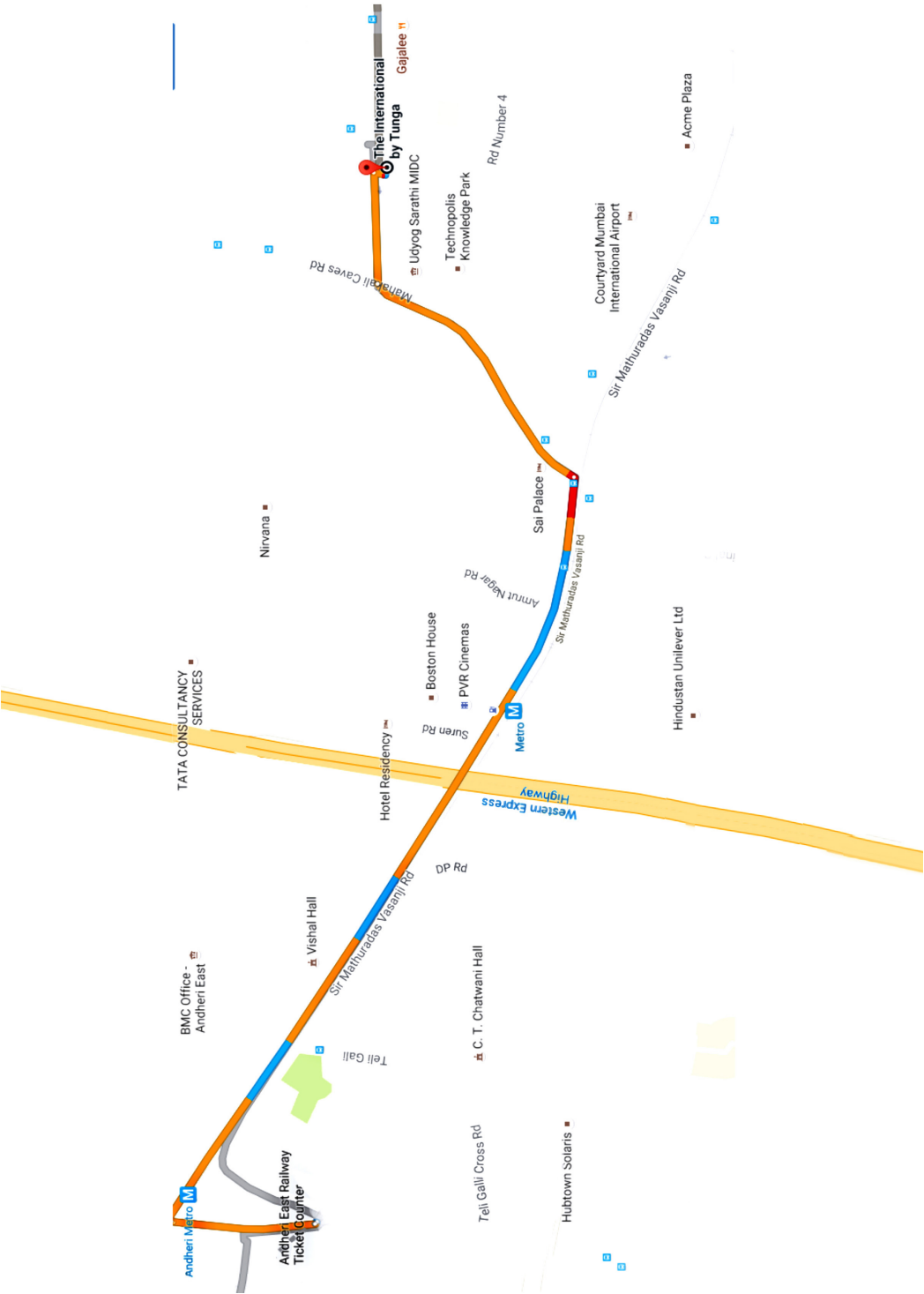
Profile of Mr. Manhar R. Bhansali (DIN 00058699)

Name	Mr. Manhar R. Bhansali (DIN 00058699)
Date of Birth	September 20, 1941
Nationality	Indian
Date of Appointment	October 10, 1986
Qualifications	Under Graduate
Expertise in specific functional area	Entered in the diamond business more than 4 decades ago. He is having extensive knowledge & experience in Diamond Business and engage in Manufacturing, Trading and Jewellery exports. M/s. M. R. Bhansali group is well known group in the Diamond market. He is driving force behind the success of the Company and his contribution to the enhancement of the Indian Gems & Jewellery Industry is unparalleled. Mr. Manhar Bhansali also honored with the prestigious "Pioneer of the year" Award instituted by IDCA (Indian Diamond & Colorstone Association), New York.
Directorships held in other Indian Public Companies (excluding Foreign Companies and Section 8 Companies)	<ul style="list-style-type: none"> • Diagold Designs Limited • Goldiam Jewellery Limited
Memberships/Chairmanships of Committees of other Public Companies (includes only Audit and Shareholders'/Investor Grievance Committees)	—
Number of Shares held in the Company	71,03,428
Relationships between Directors inter-se	Mr. Rashesh M. Bhansali, Vice Chairman & Managing Director— Son Ms. Tulsi R. Bhansali - Non Executive Non Independent Director – Son Daughter

Profile of the Directors seeking re-appointment / appointment

Name	Dr.Raghavachari Srinivasan (DIN: 00003968)	Mr. Pannkaj C Ghadiali (DIN 00003462)
Date of Birth	May 30, 1931	May 8, 1958
Nationality	Indian	Indian
Date of Appointment	May 2, 2002	November 12, 2016
Qualifications	Ph.D., CAIIB, FIB Doctorate in Banking and Finance from Bombay University and is an Associate & Fellow Member of Indian Institute of Banking & Finance	B.Com, B.G.L., F.C.A., ICWA, DISA
Expertise in specific functional area	Possesses rich experience of over 40 years in the banking industry. During his career, he held various positions in banks and finally as Chairman and Managing Director in various reputed banks and its subsidiaries like Bank of India, Allahabad Bank, New Bank of India, Bank of India Finance Limited etc. He played curcial role in set up Foreign Exchange Department of New Bank of India and Andhra Bank. He was Chairman of Indian Banks Association for several years, a director of IDBI, Discount & Finance House of India, New India Assurance Co. Ltd., Agricultural Finance Corporation of India etc., He was also on various high level Committees constituted by RBI. He started a consultancy firm "Srinivasan & Associates" from April 1992, this firm specializes in Banking, Finance and Capital Market consultancy services.	Practicing Chartered Accountant since 1979. Presently Managing Partner of P C Ghadiali and Co. LLP and specializing in Direct & Indirect Tax, Information Technology, etc. Was Chairman of Western India Regional Council of The Institute of Chartered Accountants of India for the year 1988-89.
Directorships held in other Indian Public Companies (excluding Foreign Companies and Section 8 Companies)	1. Graphite India Limited 2. McLeod Russel India Limited 3. Williamson Magor & Co. Ltd. 4. J. Kumar Infraprojects Limited 5. K.P.R. Agrochem Limited 6. Goldiam Jewellery Limited	NIL
Memberships/Chairmanships of Committees of other Public Companies (includes only Audit and Shareholders' / Investor Grievance Committees)	<ul style="list-style-type: none"> Graphite India Ltd. – Member-Audit Committee McLeod Russel India Limited- Chairman-Audit Committee Williamson Magor & Co. Limited-Member-Audit Committee Goldiam Jewellery Limited-Member-Audit Committee 	NIL
Number of Shares held	NIL	NIL
Relationships between Directors inter-se	—	—

Road Map : Direction from Andheri Railway Station to AGM Venue



BOARD OF DIRECTORS' REPORT

Dear Members,

Your Directors have pleasure in presenting their Thirtieth Annual Report on the affairs of the Company together with the Audited Statement of Accounts for the year ended March 31, 2017.

FINANCIAL RESULTS

(₹ in Lakhs)

Particulars	Current Year 31.03.2017	Previous Year 31.03.2016
Sales for the year	13842.20	13185.46
Profit before Interest & finance charges, depreciation & taxation	2384.66	2142.86
Less: Interest & finance Charges	49.02	52.21
Operating profit before depreciation & taxation	2335.64	2090.65
Less: Depreciation, amortization & impairment of asset	184.76	194.99
Profit before Exceptional Items	2150.88	1895.66
Add: Exceptional Items	-	-
Profit before taxation	2150.88	1895.66
Current Tax & Prior Year	459.31	370.02
Deferred Tax Liability	7.73	6.74
Profit after taxation	1699.30	1532.38
Add: Balance brought forward	10531.14	9745.22
Profit available for appropriation	12230.44	11277.60
Less: Appropriation:		
Transfer to General Reserve	-	-
Interim Dividend	498.92	498.92
Tax on Interim Dividend	87.04	97.42
Proposed Dividend	-	124.73
Provision for Tax on Proposed Dividend	-	122.81
Balance carried forward to Balance Sheet	11644.48	10531.14

OPERATION, STATE OF AFFAIRS AND INTERNAL CONTROL

The Company achieved a consolidated turnover of ₹32068.96 lakhs as compared to ₹33,002.81 lakhs in the previous year thereby consolidated turnover declined by 2.83% over previous year. The consolidated Profit before tax and exceptional items were ₹3866.01 lakhs as against

₹4181.65 lakhs of the previous year resulted in decline of consolidated profit approximately by 7.55% over previous year. The consolidated Profit after tax stood at ₹ 2796.35 lakhs as compared to the profit of ₹3300.97 lakhs in the previous year.

The Company has achieved a standalone turnover of ₹13842.20 lakhs during the FY 2016-2017 as compared to ₹13185.46 lakhs during the previous year thereby registering a growth of approximately 4.98% over previous year. The standalone profit after tax of the Company increased by 10.89% from ₹1532.38 lakhs to ₹1699.30 lakhs in the current year.

INDIAN ACCOUNTING STANDARDS

The Ministry of Corporate Affairs (MCA), vide its notification in the Official Gazette dated February 16, 2015, notified the Indian Accounting Standards (Ind AS) applicable to certain classes of companies. Ind AS has replaced the existing Indian GAAP prescribed under Section 133 of the Companies Act, 2013, read with Rule 7 of the Companies (Accounting) Rules, 2014. For your Company, Ind AS is not applicable during the year under review.

FINANCE

Cash and cash equivalent as at March 31, 2017 was ₹523.47 Lakhs. The Company continues to focus on judicious management of its working capital. Receivables, inventories and other working capital parameters were kept under strict check through continuous monitoring.

CONSOLIDATED FINANCIAL STATEMENT

As stipulated by regulation 33 of Listing Regulations, the consolidated financial statements have been prepared by the Company in accordance with the applicable Accounting Standards. The audited consolidated financial statements together with Auditors' Report form part of the Annual Report.

DIVIDEND

The Board of Directors of the Company had declared an Interim Dividend of 20% (i.e. ₹2 per share on Equity Shares of the face value of ₹10/- each) for the Financial Year ended March 31, 2017. Total outgo on the Interim Dividend was ₹585.96 Lakhs (including Dividend Tax of ₹87.04 Lakhs). The Board has not proposed any Final Dividend and accordingly, the Interim Dividend paid during the year shall be treated as Final Dividend for the Financial Year ended March 31, 2017.

TRANSFER TO RESERVE

The Company does not proposes to make any transfer to reserves.

SHARE CAPITAL

The paid up equity share capital as on March 31, 2017 was ₹2494.60 lakhs. During the year under review, the Company has not issued shares with differential voting rights nor granted stock options nor sweat equity. As on March 31, 2017, following Executive, Non-Executive and Independent Directors of the Company holds equity shares in the Company as per details given below:

Sr. No.	Name of Director	No. of shares held
1.	Mr. Manhar R. Bhansali (Chairman-NED)	71,03,428
2.	Mr. Rashesh M. Bhansali (MD-ED)	60,00,000
3.	Mr. Ajay M. Khatlawala (ID)	1,000

UNCLAIMED SHARES

As on March 31, 2017, the Company has 126200 unclaimed equity shares of ₹10/- each belonging to 239 investors further the Company is holding these shares in a Demat "Unclaimed Suspense Account" with Stock Holding Corporation of India Ltd. on behalf of the shareholders of these shares.

DEPOSITS

The Company has not accepted deposits covered under Chapter V of the Companies Act, 2013 and accordingly, the disclosure requirements stipulated under the said Chapter are not applicable.

PARTICULARS OF LOANS, GUARANTEES OR INVESTMENTS:

Particulars of Loans, Guarantees given and Investments made during the year as required under section 186 of the Companies Act, 2013 and Schedule V of the Securities and Exchange Board of India (Listing Obligations and Disclosure Requirements) regulations, 2015 are provided in Notes 39 of the Standalone Financial Statements.

REVIEW OF SUBSIDIARIES AND ASSOCIATES

Your Company has three Subsidiaries and one Associate Company. Financials of the Subsidiaries and Associate Company are disclosed in the Consolidated Financial Statements, which form part of this Annual Report. A statement containing salient features of the Financial Statements of the Subsidiaries, Joint Venture and Associate Company is annexed to this Annual Report pursuant to Section 129 of the Companies Act, 2013 and Rules made thereunder in prescribed Form AOC-1 and hence not repeated here for the sake of brevity.

EVENT OCCURRED BETWEEN THE END OF FINANCIAL YEAR OF THE COMPANY TO WHICH THE FINANCIAL STATEMENTS RELATE AND THE DATE OF THE REPORT

Goldiam HK Associate Company on March 2, 2017 reduced its Equity Share Capital and consequentially your Company will receive in aggregate of US \$ 5752562.05 (HKD 4487044/-) as consideration of reduction of Capital, however the post reduction shareholding of your Company in Associates company remains the same i.e. 49.93%.

EXTRACT OF ANNUAL RETURN:

As required pursuant to section 92(3) of the Companies Act, 2013 and rule 12(1) of the Companies (Management and Administration) Rules, 2014, an extract of the Annual Return in form MGT-9 is annexed herewith as Annexure A.

MEETING OF THE BOARD:

During the year four Board meetings were held, the details of which are given in the Corporate Governance Report.

INDEPENDENT DIRECTORS DECLARATION

The Independent Directors have submitted the Declaration of Independence, as required pursuant to Section 149 of the Companies Act, 2013 and provisions of the Listing Regulations, stating that they meet the criteria of independence as provided therein.

BOARD EVALUATION

In compliance with the Companies Act, 2013, and Regulation 17 of the Listing Regulations, the performance evaluation of the Board and its Committees were carried out during the year under review.

The evaluation was made in the overall context of the effectiveness of the Board and the respective Committees in providing guidance to the operating management of the Company, level of attendance in the Board/ Committee meetings, constructive participation in the discussion on the agenda items, effective discharge of the functions and roles of the Board/ Committees. A detailed discussion followed on the basis of the aforesaid criteria and the Board collectively agreed that the Board and all its Committees fulfilled the above criteria and positively contributed in the decision making process at the Board/ Committee level.

The Board has evaluated the performance of the individual directors on the basis of evaluation criteria specified in the Nomination and Remuneration policy of the Company. A member of the Board/Committee did not participate in the discussion of his/her evaluation.

NOMINATION AND REMUNERATION POLICY

The Company follows a Policy on appointment and Remuneration of Directors and Senior Management Employees. The Policy is approved by the Nomination & Remuneration Committee and the Board. The main objective of the said policy is to ensure that the level and composition of remuneration is reasonable and sufficient to attract, retain and motivate the Directors, KMP and senior management employees. The said Policy also lay down criteria for determining qualifications, positive attributes, independence of a Director and other matters provided under sub-section (3) of section 178, is appended as Annexure B to this Report.

FAMILIARIZATION PROGRAMME FOR INDEPENDENT DIRECTORS

The familiarization programme aims to provide Independent Directors with the Jewellery industry scenario, the socio-economic environment in which the Company operates, the business model, the operational and financial performance of the Company, significant development so as to enable them to take well informed decisions in a timely manner. The familiarization programme also seeks to update the directors on the roles, responsibilities, rights and duties under the act and other statutes.

The policy on Company's familiarization programme for Independent Directors is posted on the Company's website at www.goldiam.com.

DIRECTORS AND KEY MANAGERIAL PERSONNEL

The Board of Directors, based on the recommendation of the Nomination and Remuneration Committee, appointed Mr. Pannkaj C Ghadiali (DIN 00003462) as Additional Director w.e.f. November 12, 2016, in terms of Section 161 of the Companies Act, 2013, he holds office up to the date of the Thirtieth Annual General Meeting. The Board of Directors recommended for your approval to appointment Mr. Pannkaj C Ghadiali as Independent Director for 5 years w.e.f. November 12, 2016.

RESIGNATION AND RE-APPOINTMENTS

Mr. Rajesh G. Kapadia resigned from the Board due to his indifferent health and consequently ceased to be the Chairman/Member of the Audit Committee of the Board with effect from August 16, 2016 and Mrs. Ami R. Bhansali resigned from the Board due to pre-occupations with effect from May 27, 2016. The Directors place on record their deep sense of appreciation for the valuable services rendered by Late Mr. Rajesh G. Kapadia and Mrs. Ami R. Bhansali during their tenure as a Director of the Company.

The tenure of Dr. R. Srinivasan as an Independent Director will expire at 30th Annual General Meeting of the Company and intimation of notice has been received from Dr. R. Srinivasan for his re-appointment.

As per the provisions of the Companies Act, 2013 and the Articles of Association of the Company, Mr. Manhar R. Bhansali (DIN 00058699), Chairman and NED retires at the ensuing Annual General Meeting and, being eligible offers himself for re-appointment.

DIRECTORS' RESPONSIBILITY STATEMENT:

Pursuant to the requirement under section 134(5) of the Companies Act, 2013 with respect to Directors' Responsibility Statement, it is hereby confirmed that:

- (i) in the preparation of the annual accounts for the financial year ended March 31, 2017, the applicable accounting standards have been followed along with proper explanations relating to material departures;
- (ii) the directors have selected such accounting policies and applied them consistently, except for the change in accounting policies stated in notes to the accounts and judgments and estimates that are reasonable and prudent, so as to give a true and fair view of the state of affairs of the Company as on March 31, 2017 and of the statement of profit and loss and cash flow of the Company for the period ended March 31, 2017;
- (iii) proper and sufficient care has been taken for the maintenance of adequate accounting records in accordance with the provisions of the Companies Act, 2013, for safeguarding the assets of the Company and for preventing and detecting fraud and other irregularities;
- (iv) the directors have prepared the annual accounts on a going concern basis;
- (v) proper internal financial controls to be followed by the Company has been laid down and that such internal financial controls are adequate and were operating effectively; and
- (vi) proper systems to ensure compliance with the provisions of all applicable laws has been devised and that such systems are adequate and operating effectively.

STATUTORY INFORMATION

Information required under Section 197(12) of the Companies Act, 2013 read with Companies (Appointment and Remuneration of Managerial Personnel) Rules, 2014 and forming part of this Directors' Report for the year ended March 31, 2017 is given in Annexure C.

RELATED PARTY TRANSACTIONS:

All the related party transactions are entered on an arm's length basis, in the ordinary course of business and are in compliance with applicable provisions of the Companies Act, 2013 and the Listing Regulations. All Related Party Transactions are placed before the Audit Committee. Prior omnibus approval of the Audit Committee is obtained for related party transactions

which are foreseen and repetitive in nature and the transactions entered into pursuant to the omnibus approval so granted are placed before the Audit Committee for reviewing on a quarterly basis. There are no materially significant related party transactions made by the Company with Promoters, Directors, or Key Managerial Personnel etc., which may have potential conflict with the interest of the Company at large or which warrants the approval of the shareholders. Accordingly, no transactions are being reported in Form AOC-2, in terms of section 134 of the Act read with Rule 8 of the Companies (Accounts) Rules, 2014. However, the details of the transactions with Related Party are

provided in the Company's financial statements in accordance with the Accounting Standards.

The policy on Related Party Transactions as approved by the Board is uploaded on the Company's website <http://www.goldiam.com/download/policy/Policy%20on%20Related%20Party%20Transaction.pdf>. None of the Directors have any pecuniary relationships or transactions vis-à-vis the Company.

1. Details of contracts or arrangements or transactions not at arm's length basis: Nil
2. Details of material contracts or arrangement or transactions at arm's length basis:

Name(s) of the related party and nature of relationship	Nature of contracts/ arrangement/ transactions	Duration of the contracts / arrangements/ transactions	Salient terms of the contracts or arrangements or transactions including the value, if any:	Date(s) of approval by the Board, if any:	Amount paid as advances, if any:
Goldiam USA Inc. (Wholly Owned Subsidiary)	Sale and Purchase	5 years	Value of the contract is ₹200 Crores	N.A	N.A

Note: Audit Committee has granted omnibus approval for the related party transaction to be entered with Goldiam USA, Inc. at the meeting of Committee held on May 27, 2014.

AUDITORS

i. AUDITORS AND THEIR REPORT

Under Section 133 of the Companies Act, 2013 and rules made thereunder, it is mandatory to rotate the statutory auditors on completion of the maximum term permitted under the said section. The Audit Committee of the Company has proposed on May 26, 2017 and the Board of Directors of the Company has recommended the appointment of Messrs J.D. Zatakia & Co., Chartered Accountants registered with the Institute of Chartered Accountants of India (ICAI) vide registration number 111777W as statutory auditors of the Company. Messrs J.D. Zatakia & Co., will hold office for a period of five consecutive years from the conclusion of the 30th Annual General Meeting scheduled to be held on September 27, 2017, till conclusion of 35th Annual General Meeting to be held in the year 2022, subject to approval of the shareholders of the Company.

M/s. Pulindra Patel & Co., Chartered Accountants having registration number FRN No.115187W, Mumbai, retire at the forthcoming Annual General Meeting. Reports issued by the Statutory Auditors on the financial statement for the financial year ended March 31, 2017 do not contain any qualification, reservation or adverse remark or disclaimer and is part of the Annual Report.

ii. SECRETARIAL AUDITOR AND SECRETARIAL AUDIT REPORT

The Board has appointed M/s. R.N. Shah & Associates, Company Secretaries in Whole-time Practice, to carry out Secretarial Audit under the provisions of section 204 of the Companies Act, 2013 for the financial year 2016-17. The report of the secretarial Auditor is annexed to this report as Annexure D. The report does not contain any qualification.

SIGNIFICANT AND MATERIAL ORDERS PASSED BY THE COURTS OR REGULATORS

There have been no significant and material orders passed by the courts or regulators or tribunals impacting the going concern status and Company's operations.

CONSERVATION OF ENERGY, TECHNOLOGY ABSORPTION, FOREIGN EXCHANGE EARNINGS AND OUTGO:

The information on conservation of energy, technology absorption and foreign exchange earnings and outgo stipulated under Section 134(3)(m) of the Companies Act, 2013 read with Rule, 8 of the Companies (Accounts) Rules, 2014, is annexed herewith as Annexure E.

RISK MANAGEMENT POLICY AND ITS IMPLEMENTATION

Risk management has always been an integral part of the corporate strategy which complements the organizational capabilities with business opportunities, robust planning and execution.

In line with the new regulatory requirements, the Company has formally framed a Risk Management Policy to identify, assess, monitor and mitigate various risks to key business objectives. Major risks identified by the businesses and functions are systematically addressed through mitigating actions on a continuing basis. These are discussed at the meetings of the Audit Committee and the Board of Directors of the Company.

INTERNAL FINANCIAL CONTROLS

The Company has in place adequate internal financial controls with reference to financial statements. Periodic audits are undertaken on a continuous basis covering all the operations i.e., manufacturing, sales & distribution, marketing, finance, etc. Reports of internal audits are reviewed by management and Audit Committee from time to time and desired actions are initiated to strengthen the control and effectiveness of the system.

CORPORATE SOCIAL RESPONSIBILITY

Pursuant to the provisions of Section 135 of the Companies Act, 2013, the Companies (Corporate Social Responsibility) Rules, 2014 and the various notifications/circulars issued by the Ministry of Corporate Affairs, the Company has contributed an amount of ₹26.10 lakhs towards CSR activities, the Company has undertaken projects in the area of animal welfare in accordance with Schedule VII of the Companies Act, 2013 with the help of other registered trust namely "Shree Sumati Jeev Raksha Kendra undertaking "Jeevdaya" project.

The content of CSR policy of the Company and detailed report on CSR activities including amount spent is given in Annexure F.

PREVENTION OF SEXUAL HARASSMENT AT WORKPLACE:

The Company has in place an Anti Sexual Harassment Policy in line with the requirements of Sexual Harassment of Women at Workplace (Prevention, Prohibition and Redressal) Act 2013. An Internal Committee has been set up to redress the complaints received regarding sexual harassment at workplace. All employees including trainees are covered under this policy.

The following is the summary of sexual harassment complaints received and disposed off during the current financial year:-

- | | | |
|--------------------------------------|---|-----|
| 1. Number of Complaints received | : | Nil |
| 2. Number of Complaints disposed off | : | Nil |

VIGIL MECHANISM/WHISTLE BLOWER POLICY:

The Board of Directors of Goldiam International Limited are committed to maintain the highest standard of honesty, openness and accountability and recognize that employees have important role to play in achieving the goal. Further the your Board is in believe that the employees should be able to raise complaints concerning questionable accounting practices, internal accounting controls or auditing matters or concerning the reporting of fraudulent financial information etc. free of any discrimination, retaliation or harassment, for which the Board has established a Whistle Blower Policy, which encouraged the employees to report their genuine concerns and questionable accounting practices to Mr. Ajay M. Khatlawala, Chairman of Audit Committee through email or by correspondence through post. Further details are available on the company's website www.goldiam.com.

MANAGEMENT DISCUSSION AND ANALYSIS REPORT:

In terms of the provisions of Regulation 34(2)(e) of SEBI Listing Regulations, the Management's discussion and analysis is set out in this Annual Report.

REPORT ON CORPORATE GOVERNANCE:

Your Company continue to imbibe and emulate the best corporate governance practices aimed at building trust among all stakeholders- shareholders, employees, customers, suppliers and others. Your Company believes that fairness, transparency, responsibility and accountability are the four key elements of corporate governance. The Company has complied with the corporate governance requirements under the Companies Act, 2013, and as stipulated under the listing regulations. A separate section on corporate governance under the listing regulations, along with a certificate from the Company's Auditor confirming compliance, is annexed and forms an integral part of this Annual Report.

ACKNOWLEDGMENTS

Your Directors express their appreciation for the sincere cooperation and assistance of Central and State Government authorities, bankers, customers, suppliers and business associates. Your Directors also wish to place on record their deep sense of appreciation for the committed services by your Company's employees. Your Directors acknowledge with gratitude the encouragement and support extended by our valued shareholders.

For and on behalf of the Board of Directors

Sd/-

Manhar R. Bhansali
Chairman
(DIN 00058699)

Place: Mumbai
Dated: May 26, 2017

ANNEXURE - A

Extract of the Annual Return in form MGT-9:

Pursuant to section 92(3) of the Companies Act, 2013 and Rule 12(1) of the Companies (Management and Administration) Rules, 2014

I. Registration and other Details

CIN	L36912MH1986PLC041203
Registration Date	October 10, 1986
Name of the Company	Goldiam International Limited
Category	Company Limited by shares
Sub-Category	Indian Non-Government Company
Address of the Registered Office	Gems and Jewellery Complex, M.I.D.C. SEEPZ, Andheri (East), Mumbai-400096, Maharashtra, India
Contact details	Tel: (022) 2829 1893, Fax: (022) 2829 2885; Email: goldiam@vsnl.com Website: www.goldiam.com
Whether Listed Company	Yes, Listed on BSE and NSE
Name, Address and Contact details of Registrar and Transfer Agent	M/s. Link Intime India Pvt. Ltd. C-101, 247 Park, L.B.S. Marg, Vikhoroli (West), Mumbai-400 083. Tel.: Tel.:022-49186270, Fax:022-49186000 Email: rnt.helpdesk@linkintime.co.in

II. Principal Business Activities

All the business activities contributing 10% or more of the total turnover of the Company.

Sl. No.	Name and Description of main products	NIC Code of the Product	% to total turnover of the Company
1.	Manufacturers and exporters of studded gold and silver jewellery	36911	90.11%

III. Particular of Holding, Subsidiary and Associate Companies

Sr. No	Name and Address	CIN/GLN	Holding/ Subsidiary/ Associate	% of Shares Held	Applicable Section
1	Goldiam Jewellery Limited (Unit No.G-10,Gr. Floor, Gems & Jewellery Complex II, MIDC, SEEPZ, Andheri (East), Mumbai 400 096.)	U36910MH2005PLC152383	Subsidiary	100%	Section 2(87)
2	Goldiam USA, Inc. (22 West 48th Street Suite # 305, New York, NY 10036 USA)	N.A	Subsidiary	100%	Section 2(87)
3	Diagold Designs Limited (Plot No R/1, Cama Industrial Estate, Bajrang Nagar, Walbhat Road, Goregaon (East), Mumbai 400063.)	U36900MH2000PLC129176	Subsidiary	50.99	Section 2(87)
4	Goldiam HK Limited (Room 06, Unit F1, 3/F, Hang Fung Industrial Building, Phase 1, 2G Hok Yuen Street, Hung Hom, Kowloon, Hong Kong)	N.A	Associate (Joint-Venture)	49.93	Section 2(6)

IV. Share Holding Pattern (Equity Share Capital Breakup as percentage of total Equity)

i) Category-wise Share Holding

Category of shareholders	No. of shares held at the beginning of the year				No. of shares held at the end of the year				% Change during the year
	Demat	Physical	Total	% of total Shares	Demat	Physical	Total	% of total Shares	
A. Promoters									
(1) Indian									
a) Individual/HUF	14198100	-	14098100	56.9153	14198100	-	14198100	56.9153	-
b) Central Govt	-	-	-	-	-	-	-	-	-
c) State Govt (s)	-	-	-	-	-	-	-	-	-
d) Bodies Corp.	-	-	-	-	-	-	-	-	-
e) Banks / FI	-	-	-	-	-	-	-	-	-
f) Any Other....	-	-	-	-	-	-	-	-	-
Sub-total (A) (1)	14198100	-	14098100	56.9153	14198100	-	14198100	56.9153	-
(2) Foreign									
a) NRIs -									
Individuals	-	-	-	-	-	-	-	-	-
b) Other –									
Individuals	-	-	-	-	-	-	-	-	-
c) Bodies Corp.	-	-	-	-	-	-	-	-	-
d) Banks / FI	-	-	-	-	-	-	-	-	-
e) Any Other....	-	-	-	-	-	-	-	-	-
Sub-total (A) (2):	-	-	-	-	-	-	-	-	-
Total shareholding of Promoter (A) = (A) (1) + (A) (2)	14198100	-	14198100	56.9153	14198100	-	14198100	56.9153	-

B. Public Shareholding

1. Institutions									
a) Mutual Funds	-	-	-	-	-	-	-	-	-
b) Banks / FI	-	400	400	0.0016	100	400	500	0.0020	0.0004
c) Central Govt	-	-	-	-	-	-	-	-	-
d) State Govt(s)	-	-	-	-	-	-	-	-	-
e) Venture Capital Funds	-	-	-	-	-	-	-	-	-
f) Insurance Companies	-	-	-	-	-	-	-	-	-
g) FIs	-	-	-	-	-	-	-	-	-
h) Foreign Venture Capital Funds	-	-	-	-	-	-	-	-	-
i) Others	-	-	-	-	-	-	-	-	-
UTI	-	2000	2000	0.0080	-	2000	2000	0.0080	-
Sub-total (B) (1):	-	2400	2400	0.0096	100	2400	2500	0.0100	0.0004

Goldiam International Limited

Category of shareholders	No. of shares held at the beginning of the year				No. of shares held at the end of the year				% Change during the year
	Demat	Physical	Total	% of total Shares	Demat	Physical	Total	% of total Shares	
2. Non-Institutions									
a) Bodies Corp.									
i) Indian	483737	-	483737	1.9391	1046842	-	1046842	4.1964	-2.25733
ii) Overseas	-	-	-	-	-	-	-	-	-
b) Individuals									
i) Individual shareholders holding nominal share capital upto ₹ 1 lakh	4222585	384232	4606817	18.4671	4051340	370532	4421872	17.7257	0.7413
ii) Individual shareholders holding nominal share capital in excess of ₹ 1 lakh	2002700	-	2002700	8.0281	1772522	-	1772522	7.1054	0.9226
c) Others (specify)									
Clearing member	30872	-	30872	0.1237	93214	-	93214	0.3736	-0.2499
Market Maker	18962	-	18962	0.0760	13547	-	13547	0.0543	-0.0217
Foreign Nationals	-	800	800	0.0032					
Non Resident Indians (Repat)	240497	2000	242497	0.9720	195898	2000	197898	0.7933	0.1787
Non Resident Indians (Non-Repat)	128929	-	128929	0.5168	132467	-	132467	0.5310	-0.0142
Foreign Companies	2700000	-	2700000	10.8234	2700000	-	2700000	10.8234	-
Overseas Corporate Bodies	-	15000	15000	0.0601	-	15000	15000	0.0601	-
Independent Directors	1000	-	1000	0.0040	1000	-	1000	0.0040	-
HUF	514182	-	514182	2.0611	350534	-	350534	1.4051	0.6560
Trust	-	-	-	-	500	-	500	0.0020	-0.0020
Sub-total (B)(2):	10343464	402032	10745496	43.0750	10357864	387532	10745396	43.0746	0.0003
Total Public Shareholding (B)=(B)(1)+ (B)(2)	10343464	404432	10747896	43.0847	10357964	389932	10747896	43.0847	-
C. Shares held by Custodian for GDRs & ADRs	-	-	-	-	-	-	-	-	-
Grand Total (A+B+C)	24541564	404432	24945996	100	24556064	389932	24945996	100	-

(ii) Shareholding of Promoters

Shareholders Name	Shareholding at the beginning of the year			Shareholding at the end of the year			% Change in share holding during the year
	No. of Shares	% of total Shares of the company	% of Shares Pledged / encumbered to total shares	No. of Shares	% of total Shares of the company	% of Shares Pledged / encumbered to total shares	
Mr. Manhar R. Bhansali	7103428	28.4752	N.A	7103428	28.4752	N.A	No change
Mr. Rashesh M. Bhansali	6000000	24.0520	N.A	6000000	24.0520	N.A	No change
Mrs. Shobhana M. Bhansali	1094672	4.3882	N.A	1094672	4.3882	N.A	No Change

(iii) Change in Promoters' Shareholding (please specify, if there is no change)

There is no change in the holding of shares held by the promoter during the financial year 2016-17.

(iv) Shareholding Pattern of top ten Shareholders (other than Directors, Promoters and Holders of GDRs and ADRs):

	Shareholding at the beginning of the year		Cumulative Shareholding during the Year	
	No. of shares	% of total shares of the company	No. of shares	% of total shares of the company
1. Diajewel N.V				
At the beginning of the year	2700000	10.8234	2700000	10.8234
Date wise Increase / Decrease in Share holding during the year specifying the reasons for increase / decrease (e.g. allotment / transfer / bonus/ sweat equity etc):	No change during the year			
At the End of the year			2700000	10.8234
2. Kimi Business Investments Advisors LLP				
25.5.2016 (Increase) (Market purchase)	53450	0.2142	53450	0.2142
03.6.2016 (Increase) (Market purchase)	97182	0.3895	150632	0.6038
10.6.2016 (Increase) (Market purchase)	96444	0.3866	247076	0.9904
17.6.2016 (Increase) (Market purchase)	46409	0.1860	293485	1.1764
24.6.2016 (Increase) (Market purchase)	25192	0.1009	318677	1.2774
26.8.2016 (Increase) (Market purchase)	94458	0.3786	413135	1.6561
02.9.2016 (Increase) (Market purchase)	4164	0.0166	417299	1.6728
16.9.2016 (Increase) (Market purchase)	10623	0.0425	427922	1.7153
23.9.2016 (Increase) (Market purchase)	13053	0.0523	440975	1.7677
07.10.2016 (Increase) (Market purchase)	23126	0.0927	464101	1.8604
28.10.2016 (Increase) (Market purchase)	900	0.0036	465001	1.8640
18.11.2016 (Increase) (Market purchase)	24647	0.0988	489648	1.9628
25.11.2016 (Increase) (Market purchase)	82880	0.3322	572528	2.2950
02.12.2016 (Increase) (Market purchase)	13	0.0000	572541	2.2951
At the end of the year			572541	2.2951

Goldiam International Limited

3. Chandrash Ashok Mehta				
At the beginning of the year	213180	0.8546	213180	0.8546
Date wise Increase / Decrease in Share holding during the year specifying the reasons for increase / decrease (e.g. allotment / transfer / bonus/ sweat equity etc):	No change during the year			
At the End of the year			213180	0.8546
4. Shakuntala Ashok Mehta				
At the beginning of the year	241300	0.9673	241300	0.9673
Date wise Increase / Decrease in Shareholding during the year				
15.4.2016 (Decrease) (Market sale)	25000	0.1002	216300	0.8670
22.4.2016 (Decrease) (Market sale)	25000	0.1002	191300	0.7668
06.5.2016 (Decrease) (Market sale)	25000	0.1002	166300	0.6666
13.5.2016 (Decrease) (Market sale)	10000	0.0400	156300	0.6265
24.6.2016 (Decrease) (Market sale)	11000	0.0440	145300	0.5824
30.6.2016 (Decrease) (Market sale)	1000	0.0040	144300	0.9673
At the end of the year		144300	0.9673	
5. Nishith Shah				
At the beginning of the year	141027	0.5653	141027	0.5653
Date wise Increase / Decrease in Share holding during the year	No change during the year			
At the End of the year			141027	0.5653
6. Priyank Ashok Mehta				
At the beginning of the year	30040	0.1204	30040	0.1204
Date wise Increase / Decrease in Share holding during the year				
15.4.2016 (Increase) (Market purchase)	25000	0.1002	55040	0.2206
22.4.2016 (Increase) (Market purchase)	25000	0.1002	80040	0.3208
06.5.2016 (Increase) (Market purchase)	25000	0.1002	105040	0.3449
13.5.2016 (Increase) (Market purchase)	10000	0.0400	115040	0.4611
24.6.2016 (Decrease) (Market sale)	5000	0.0200	110040	0.4411
08.7.2016 (Decrease) (Market sale)	1000	0.0040	109040	0.4371
At the End of the year	-	-	109040	0.4371
7. Nimesh Piyush Mehta				
At the beginning of the year	105413	0.4226	105413	0.4226
Date wise Increase / Decrease in Share holding during the year specifying the reasons for increase / decrease (e.g. allotment / transfer / bonus/ sweat equity etc):	No change during the year			
At the End of the year			105413	0.4226

8. Aruna Shah				
At the beginning of the year	101000	0.4049	101000	0.4049
Date wise Increase / Decrease in Share holding during the year specifying the reasons for increase / decrease (e.g. allotment / transfer / bonus/ sweat equity etc):	No change during the year			
At the End of the year			101000	0.4049
9. Krishnaraj Venkataraman				
At the beginning of the year	-	-	-	-
Date wise Increase / Decrease in Share holding during the year				
20.5.2016 (Increase) (Market purchase)	100	0.0004	100	0.0004
16.12.2016 (Increase) (Market purchase)	17920	0.0718	18020	0.0722
23.12.2016 (Increase) (Market purchase)	13231	0.0530	31251	0.1252
30.12.2016 (Increase) (Market purchase)	4045	0.0162	35296	0.1414
06.1.2017 (Increase) (Market purchase)	104	0.0004	35400	0.1419
13.1.2017 (Increase) (Market purchase)	432	0.0017	35832	0.1436
10.3.2017 (Increase) (Market purchase)	7650	0.0306	43482	0.1743
17.3.2017 (Increase) (Market purchase)	34178	0.1370	77660	0.3113
24.3.2017 (Increase) (Market purchase)	20047	0.0803	97707	0.3916
At the End of the year			97707	0.3916
10. H V Mehta and Others HUF				
At the beginning of the year	205702	0.8245	205702	0.8245
Date wise Increase / Decrease in Share holding during the year				
29.4.2016 (Decrease) (Market sale)	1000	0.0040	204702	0.8205
13.5.2016 (Decrease) (Market sale)	3463	0.0138	201239	0.8066
20.5.2016 (Decrease) (Market sale)	4000	0.0160	197239	0.7906
27.5.2016 (Decrease) (Market sale)	4000	0.0160	193239	0.7746
03.6.2016 (Decrease) (Market sale)	12600	0.0505	180639	0.7241
17.6.2016 (Decrease) (Market sale)	9194	0.0368	171445	0.6872
24.6.2016 (Decrease) (Market sale)	17000	0.0681	154445	0.6191
30.6.2016 (Decrease) (Market sale)	11000	0.0440	143445	0.5750
15.7.2016 (Decrease) (Market sale)	2000	0.0080	141445	0.5670
14.10.2016 (Decrease) (Market sale)	6200	0.0248	135245	0.5421
21.10.2016 Decrease) (Market sale)	2500	0.0100	132745	0.5321
28.10.2016 Decrease) (Market sale)	1700	0.0068	131045	0.5253
06.1.2017 Decrease) (Market sale)	8114	0.0325	122931	0.4927
20.1.2017 Decrease) (Market sale)	1000	0.0040	121931	0.4887
03.2.2017 Decrease) (Market sale)	6596	0.0264	115335	0.4623
10.2.2017 Decrease) (Market sale)	500	0.0020	114835	0.4603
24.3.2017 Decrease) (Market sale)	17000	0.0681	97835	0.3921
At the End of the year			97835	0.3921

(v) Shareholding of Directors and Key Managerial Personnel:

	Shareholding at the beginning of the year		Cumulative Shareholding during the Year	
	No. of shares	% of total shares of the company	No. of shares	% of total shares of the company
Mr. Manhar R. Bhansali (Chairman)				
At the beginning of the year	7103428	28.4752	7103428	28.4752
Date wise Increase / Decrease in Share holding during the year specifying the reasons for increase / decrease (e.g. allotment / transfer /bonus/ sweat equity etc):	No Change During the year			
At the End of the year	7103428	28.4752	7103428	28.4752
Mr. Rashes M. Bhansali (Managing Director)				
At the beginning of the year	6000000	24.0520	6000000	24.0520
Date wise Increase / Decrease in Shareholding during the year specifying the reasons for increase / decrease (e.g. allotment / transfer /bonus/ sweat equity etc):	No change during the year			
At the End of the year			6000000	24.0520
Mr. Ajay M. Khatlawala (Director)				
At the beginning of the year	1000	0.0040	1000	0.0040
Date wise Increase / Decrease in Share holding during the year specifying the reasons for increase / decrease (e.g. allotment / transfer /bonus/ sweat equity etc):	No change during the year			
At the End of the year			1000	0.0040
Dr. R. Srinivasan (Director)				
At the beginning of the year	-	-	-	-
Date wise Increase / Decrease in Share holding during the year specifying the reasons for increase / decrease (e.g. allotment / transfer /bonus/ sweat equity etc):	No change during the year			
At the End of the year	-	-	-	-
Mrs. Tulsi R. Bhansali (Director)				
At the beginning of the year	-	-	-	-
Date wise Increase / Decrease in Share holding during the year specifying the reasons for increase / decrease (e.g. allotment / transfer /bonus/ sweat equity etc):	No change during the year			
At the End of the year	-	-	-	-
Mr. Pannkaj C Ghadiali (Director)				
At the beginning of the year	-	-	-	-
Date wise Increase / Decrease in Share holding during the year specifying the reasons for increase / decrease (e.g. allotment / transfer /bonus/ sweat equity etc):	No change during the year			
At the End of the year	-	-	-	-
Ms. Darshana J. Patel (CFO)				
At the beginning of the year	1	0.0000	1	0.0000
Date wise Increase / Decrease in Share holding during the year specifying the reasons for increase / decrease (e.g. allotment / transfer /bonus/ sweat equity etc):	No change during the year			
At the End of the year			1	0.0000

	Shareholding at the beginning of the year		Cumulative Shareholding during the Year	
	No. of shares	% of total shares of the company	No. of shares	% of total shares of the company
Mr. Pankaj Parkhiya (Company Secretary)				
At the beginning of the year	-	-	-	-
Date wise Increase / Decrease in Share holding during the year specifying the reasons for increase / decrease (e.g. allotment / transfer /bonus/ sweat equity etc):	No change during the year			
At the End of the year	-	-	-	-

V. Indebtedness

Indebtedness of the Company including interest outstanding/accrued but not due for payment

(₹ in Lakhs)

	Secured Loans excluding deposits	Unsecured Loans	Deposits	Total Indebtedness
Indebtedness at the beginning of the financial year				
i) Principal Amount	2199.16	-	-	2199.16
ii) Interest due but not paid	-	-	-	-
iii) Interest accrued but not due	-	-	-	-
Total (i+ii+iii)	2199.16	-	-	2199.16
Change in Indebtedness during the financial year				
• Addition	3422.88	-	-	3422.88
• Reduction	(4226.21)	-	-	(4226.21)
Net Change	(803.33)	-	-	(803.33)
Indebtedness at the end of the financial year				
i) Principal Amount	1395.83	-	-	2199.16
ii) Interest due but not paid	-	-	-	-
iii) Interest accrued but not due	-	-	-	-
Total (i+ii+iii)	1395.83	-	-	1395.83

VI. Remuneration of Directors and Key Managerial Personnel

A. Remuneration to Managing Director, Whole-time Directors and/or Manager:

(₹ in lakhs)

Particulars of Remuneration	Mr. Rashesh M. Bhansali (Managing Director) p.a.	Total Amount
Gross salary		
(a) Salary as per provisions contained in section 17(1) of the Income-tax Act, 1961	120.00	120.00
(b) Value of perquisites u/s 17(2) Income-tax Act, 1961	-	-
(c) Profits in lieu of salary under section 17(3) Income-tax Act, 1961	-	-
Stock Option	-	-
Sweat Equity	-	-
Commission		
- as % of profit	-	-
- others	-	-
Others	-	-
Total	120.00	120.00

B. Remuneration to other directors:

(₹ in lakhs)

Particulars of Remuneration	Name of Directors				Total Amount
Independent Directors	Mr. Rajesh G. Kapadia (upto August 16, 2016)	Mr. Ajay M. Khatlawala	Dr. Raghvachari Srinivasan	Mr. Pannkaj C Ghadiali	
• Fee for attending board/ committee meetings (Excluding Independent Directors meeting)	0.40	1.80	1.40	0.60	4.20
• Commission	-	-	-	-	-
• Others	-	-	-	-	-
Total	0.40	1.80	1.40	0.60	4.20
Other Non-Executive Directors	Mr. Manhar R. Bhansali	Mrs. Ami R. Bhansali	Ms. Tulsi R. Bhansali		
• Fee for attending board / committee meetings	1.00	0.20	0.60		1.70
• Commission	-	-	-		-
• Others	-	-	-		-
Total	1.00	0.20	0.60		1.70

*Sitting fee of Rs.20,000/- paid to each director for attending Independent Directors Meeting.

C. Remuneration to Key Managerial Personnel Other Than MD/Manager/WT/D

(₹ in lakhs)

Particulars of Remuneration	Key Managerial Personnel		Total Amount
	Company Secretary	CFO	
	Mr. Pankaj Parkhiya*	Ms. Darshana J. Patel	
Gross salary			
(a) Salary as per provisions contained in section 17(1) of the Income-tax Act, 1961	7.91	7.48	15.39
(b) Value of perquisites u/s 17(2) Income-tax Act, 1961	-	-	-
(c) Profits in lieu of salary under section 17(3) Income-tax Act, 1961	-	-	-
Stock Option	-	-	-
Sweat Equity	-	-	-
Commission			
- as % of profit	-	-	-
- others	-	-	-
Others	-	-	-
Total	7.91	7.48	15.39

VII. Penalties / Punishment/ Compounding of Offences:

During the year there were no penalties, punishment, compounding charges paid by the company.

(₹ in lakhs)

Type	Section of the Companies Act	Brief Description	Details of Penalty/ Punishment/Compounding fees imposed	Authority [RD/ NCLT/Court]	Appeal made, if any (give details)
Penalty	-	-	-	-	-
Punishment	-	-	-	-	-
Compounding	-	-	-	-	-
Other Officers in Default					
Penalty	-	-	-	-	-
Punishment	-	-	-	-	-
Compounding	-	-	-	-	-

ANNEXURE - B

NOMINATION AND REMUNERATION POLICY

1. INTRODUCTION:

This policy has been formulated by the Nomination & Remuneration Committee and approved & adopted by the Board of Directors.

2. OBJECTIVE OF THE COMMITTEE:

The Committee shall:

- a. Formulate the criteria for determining qualifications, positive attributes and independence of a director and recommend to the Board a policy relating to the remuneration of Directors, key managerial personnel and other employees.
- b. Formulate of criteria for evaluation of Independent Director and the Board.
- c. Devise a policy on Board diversity.
- d. Identify persons who are qualified to become Director and persons who may be appointed in Key Managerial and Senior Management positions in accordance with the criteria laid down in this policy.
- e. Recommend to the Board, appointment and removal of Director, KMP and Senior Management Personnel.

3. DEFINITIONS:

- 3.1 **Board** means Board of Directors of the Company.
- 3.2 **Director** means Directors of the Company.
- 3.3 **Committee** means Nomination and Remuneration Committee of the Company as constituted or reconstituted by the Board, from time to time.
- 3.4 **Company** means Goldiam International Limited.
- 3.5 **Independent Director** means Independent Director as provided under clause 49 of the Listing Agreement and/ or under section 149 of the Companies Act, 2013.
- 3.6 **Key Managerial Personnel** means Key Managerial Personnel as defined under Section 2(51) of the Companies Act, 2013.
- 3.7 **Senior Management** The expression “senior management” means personnel of the company who are members of its core management team excluding Board of Directors comprising all members of management one level below the executive directors, including the functional heads.
- 3.8 **Subsidiary Company** means Subsidiary Company as defined under Section 2(87) of the Companies Act, 2013.

Unless the context otherwise requires, words and expressions used in this policy and not defined herein but defined in the Companies Act, 2013 or rules made thereunder, as may be amended from time to time shall have the meaning respectively assigned to them therein.

4. GENERAL APPOINTMENT CRITERIA:

- 4.1 The Committee shall consider the ethical standards of integrity and probity, qualification, expertise and experience of the person for appointment as Director, KMP or at Senior Management level and accordingly recommend to the Board his / her appointment.
- 4.2 The Company should ensure that the person so appointed as Director/ Independent Director/ KMP/ Senior Management Personnel shall not be disqualified under the Companies Act, 2013, rules made thereunder, Listing Agreement or any other enactment for the time being in force.
- 4.3 The Director/ Independent Director/ KMP/ Senior Management Personnel shall be appointed as per the procedure laid down under the provisions of the Companies Act, 2013, rules made thereunder, Listing Agreement or any other enactment for the time being in force.

5. ADDITIONAL CRITERIA FOR APPOINTMENT OF INDEPENDENT DIRECTORS:

The appointment of Independent director shall be governed as per the provisions of clause 49 of the Listing Agreement (as amended from time to time) and the Companies Act, 2013.

6. TERM / TENURE:

The Term / Tenure of the Directors shall be governed as per provisions of the Companies Act, 2013 and rules made thereunder as amended from time to time, and as per the listing agreement.

7. REMOVAL:

Due to reasons for any disqualification mentioned in the Companies Act, 2013, rules made thereunder or under any other applicable Act, rules and regulations or any other reasonable ground, the Committee may recommend to the Board for removal of a Director, KMP or Senior Management Personnel subject to the provisions and compliance of the said Act, rules and regulations.

8. CRITERIA FOR EVALUATION OF INDEPENDENT DIRECTOR AND THE BOARD:

Following are the Criteria for evaluation of performance of executive directors, non-executive directors (including Independent Directors) and the Board (including Committees):

8.1 Executive Directors:

The Executive Directors shall be evaluated on the basis of performance of the Company, targets/Criteria as may be given to executive Directors by the board from time to time.

The Independent Directors shall take the views of the executive directors and non-executive directors to review the performance of the Chairman of the Company.

8.2 Non -Executive Directors (including Independent Directors):

The Non Executive Directors (including Independent Directors) shall be evaluated on the basis of the following criteria i.e. whether they:

- a. act objectively and constructively while exercising their duties;
- b. exercise their responsibilities in a bona fide manner in the interest of the Company and various stakeholders;
- c. devote sufficient time and attention to their professional obligations for informed and balanced decision making;
- d. do not abuse their position to the detriment of the Company or its Shareholders or for the purpose of gaining direct or indirect personal advantage or advantage for any associated person;
- e. refrain from any action that would lead to loss of his independence (in case of independent director).
- f. inform the Board immediately when they lose their independence (in case of independent director).
- g. assist the company in implementing the best corporate governance practices.
- h. strive to attend all meetings of the Board of Directors and the Committees;
- i. participate constructively and actively in the committees of the Board in which they are chairpersons or members;
- j. strive to attend the general meetings of the Company
- k. keep themselves well informed about the Company and the external environment in which it operates;
- l. moderate and arbitrate in the interest of the company as a whole, in situations of conflict between management and shareholder's interest.
- m. abide by Company's Memorandum and Articles of Association, Company's policies and procedures including code of conduct, insider trading guidelines etc.
- n. provide various directions in the best interest of the Company on key issues

Apart from aforesaid criteria, the Non-Executive Directors (including Independent Directors) shall be evaluated on any other criteria as the Board/Committee/Independent Directors as they deemed proper from time to time.

8.3 Board (Including Various Committees):

The Board (including various committees) shall be evaluated on the basis of the following criteria i.e. whether:

- a. the Board Ensure the integrity of financial information and robustness of financial and other controls.
- b. the Board oversees the management of risk and review the effectiveness of risk management process.
- c. the Board of directors works as a team.

- d. the Board is robust in taking and sticking to decisions.
- e. the Board as a whole up to date with latest developments in the regulatory environment and the market.
- f. sufficient board and committee meetings, of appropriate length, being held to enable proper consideration of issues.
- g. the relationships and communications with shareholders are well managed.
- h. the relationships and communications within the board constructive.
- i. all directors are allowed or encouraged to participate fully in board discussions.
- j. the board take the Initiative to maintain moral value of the Company
- k. the board contribute to enhance overall brand image of the Company

Apart from aforesaid criteria, the Board (including Committees) shall be evaluated on any other criteria as the Board/Committee/Independent Directors as they deemed proper from time to time.

9. POLICY ON BOARD DIVERSITY:

The appointment of director(s) on the Board should be based on merit that complements and expands the skills, experience and expertise of the Board as a whole, taking into account gender, age, professional experience and qualifications, educational background, and any other factors that the Board might consider relevant and applicable from time to time towards achieving a diverse Board.

The Nomination & Remuneration Committee is (among other things) responsible for reviewing the structure, size and composition of the Board and the appointment of new directors of the Company from time to time to ensure that it has a balanced composition of skills, experience and expertise appropriate to the requirements of the business of the Company, with due regard to the benefits of diversity on the Board.

10. REMUNERATION:

10.1 The Committee will recommend the remuneration to be paid to the Managing Director, Whole-time Director, KMP and Senior Management Personnel to the Board for their approval.

The level and composition of remuneration so determined by the Committee shall be reasonable and sufficient to attract, retain and motivate directors, Key Managerial Personnel and Senior Management of the quality required to run the company successfully. The relationship of remuneration to performance should be clear and meet appropriate performance benchmarks. The remuneration should also involve a balance between fixed and incentive pay reflecting short and long-term performance objectives appropriate to the working of the company and its goals.

10.2 Director/ Managing Director

Besides the above Criteria, the Remuneration/ compensation/ commission etc. to be paid to Director/ Managing Director etc. shall be governed as per provisions of the Companies Act, 2013 and rules made thereunder as may be amended from time to time or any other enactment for the time being in force.

10.3 Non executive Independent Directors

The Non- Executive Independent Director may receive remuneration by way of sitting fees as decided by the Board from time to time for attending meetings of Board or Committee thereof; Provided that the amount of such fees shall not exceed the ceiling/ limits as provided under Companies Act, 2013 and rules made thereunder as may be amended from time to time or any other enactment for the time being in force;

10.4 KMPs / Senior Management Personnel etc.

The Remuneration to be paid to KMPs/ Senior Management Personnel shall be based on the experience, qualification and expertise of the related personnel and governed by the limits, if any prescribed under the Companies Act, 2013 and rules made thereunder as may be amended from time to time or any other enactment for the time being in force.

10.5 Other employees:

Without prejudice to what is stated in para 10.1 to 10.4, the remuneration to be paid to the other employees shall be decided by the management of the Company based on the experience, qualification, expertise of the employees or any other criteria as may be decided by the Management.

11. SUCCESSION PLANNING

The Nomination & Remuneration Committee shall work with the Board on the leadership succession plan, and shall also prepare contingency plans for succession in case of any exigencies.

ANNEXURE - C

Disclosure pursuant to Section 197(12) of the Companies Act, 2013 read with rule 5(1) of the Companies (Appointment and Remuneration of Managerial Personnel) Rules, 2014.

1. Ratio of the remuneration of each director to the median remuneration of the employees of the company for the financial year:

Median remuneration of all the employees of the Company for the Financial Year 2017 (Amount in ₹)	203880
Number of permanent employees on the rolls of the Company as on March 31, 2017	40

Name of Director	Ratio of remuneration to median remuneration of all employees	% increase in remuneration in the Financial Year 2016-17
Vice-Chairman & Managing Director		
Mr. Rashesh M. Bhansali	58.86	-

Notes:

- The ratio of remuneration to the median remuneration is based on the remuneration paid during the period April 1, 2016 to March 31, 2017.
 - The Company has not paid any remuneration to its Non Executive and Independent Directors except sitting fees for attending Board and Board Committees meeting.
2. The percentage increase in remuneration of each director, Chief Financial Officer, Chief Executive Officer, Company Secretary or Manager, if any, in the financial year:

Name of Director/KMP	% increase in remuneration in the Financial Year 2016-17
Mr. Pankaj Parkhiya, Company Secretary	16
Ms. Darshana J. Patel, CFO	100

3. Percentage increase/decrease in the median remuneration of employees in the Financial Year 2016-17:

Median remuneration in Financial Year 2015-16	Median remuneration in Financial Year 2016-17	% Increase
₹ 1,62,541	₹ 2,03,880	20.28

4. Average percentile increase already made in the salaries of employees other than the managerial personnel in the last financial year and its comparison with the percentile increase in the managerial remuneration and justification thereof and point out if there are any exceptional circumstances for increase in the managerial remuneration:

The average percentile increase in the salaries of the employees other than the managerial person is 3.19% while percentile increase in the Managerial Remuneration is Nil. Average increase in the remuneration of the employees other than the Managerial Personnel and that of the Managerial Personnel is in line with the industry practice and is within the normal range

5. Affirmation that the remuneration is as per the remuneration policy of the company:
Remuneration paid during the year ended March 31, 2017 is as per Remuneration policy of the Company.
6. The information required under section 197 of the Act read along with rule 5(2) of the Companies (Appointment and Remuneration of Managerial Personnel) Rules, 2014 including any statutory amendments, modifications, if any are given below:

Goldiam International Limited

Remuneration of top ten employees of the Company:-

Employee Name	Designation	Nature of Employment whether contractual or otherwise	Educational Qualification	Age	Experience (in years)	Date of joining	Gross Remuneration paid (in Rs. Lakhs)	Previous Employment and Designation	% of Equity held by employee in the Company within the meaning of Clause (iii) of Sub-rule 2	Whether any such employee is a relative of any director or manager of the Company, and if so, name such director/ manager
Nishith M. Shah	Diamond Buyer	Permanent	B.com	46	24 Years	01/05/2012	22.60	Manager Assorting	141027	NA
Geetanjali S. Moly	Merchandiser	Contractual	Diploma in Jewellery Designing	49	27 Years	17/10/2014	21.39	Gemesis lab created Diamonds (Merchandiser)	-	NA
Bipin D. Patel	Prod. Manager	Permanent	undergraduate	50	30 Years	01/05/2010	10.72	Prod. Manager	3090	NA
Jinesh K. Mehta	Diamond Buyer	Contractual	B.com	44	25 Years	01/01/2009	10.05	Manager Assorting	803	NA
Pamir B. Bhavsar	Manager Assorting	Contractual	H.S.C.	42	23 years	03/02/2016	9.48	Shrenuj & co.(Sr. Manager Diamond Dept.)	-	NA
Seema B. Meghani	Hardware Manager	Contractual	Diploma in Electronics Engineering	50	10 Years	01/04/2015	9.31	PCS Ltd (Sr. Hardware Specialist)	21705	NA
Bhavesh S. Meghani	Manager- Works	Permanent	B.com	54	30 Years	01/01/2010	9.00	Goldiam (Manager Works)	26723	NA
Ashish M. Patel	It Manager	Contractual	B.com	42	18 Years	19/12/2013	8.49	Tara Jewels ltd (I.T. Manager)	1	NA
Pankaj J. Parkhiya	Company Secretary & Compliance Officer	Permanent	C.S. LLB T.Y.B.com	29	5 years	10/08/2015	7.91	The Ruby Mills Ltd. (CS & Compliance Officer)	-	NA
Darshana J. Patel	Chief Financial Officer	Permanent	C.A. T.Y.B.com	29	6 years	01/01/2013	7.48	M/s.Rex & George (Sr. Accountant)	1	NA

None of the employee has received remuneration exceeding the limit as stated in rule 5(2) of the Companies (Appointment and Remuneration of Managerial Personnel) Rules, 2014.

SECRETARIAL AUDIT REPORT

FOR THE FINANCIAL YEAR ENDED ON 31ST MARCH, 2017

[Pursuant to section 204(1) of the Companies Act, 2013 and Rule No.9 of the Companies (Appointment and Remuneration Personnel) Rules, 2014]

To,
The Members,
GOLDIAM INTERNATIONAL LIMITED
Gems & Jewellery Complex
M I D C SEEPZ
Mumbai-400096.

We have conducted the secretarial audit of the compliance of applicable statutory provisions and the adherence to good corporate practices by Goldiam International Limited ("the Company"). The Secretarial Audit was conducted in a manner that provided us a reasonable basis for evaluating the corporate conducts/ statutory compliances and expressing our opinion thereon.

Based on our verification of the Company's books, papers, minute books, forms and returns filed and other records maintained by the Company and also the information provided by the Company, its officers, agents and authorized representatives during the conduct of Secretarial audit, We hereby report that in our opinion, the Company has, during the audit, period covering the financial year ended on March 31, 2017 complied with the Statutory provisions listed hereunder and also that the company has proper Board-processes and compliance- Mechanism in place to the extent and in the manner reported hereinafter.

We have examined the books, papers, minute books, forms and returns filed and other records maintained by the Company for the financial year ended on March 31, 2017 according to the provisions of-

- (i) The Companies Act, 2013 and the Rules made there under;
- (ii) The Securities Contracts (Regulation) Act, 1956 ('SCRA') and the rules made under that Act;
- (iii) The Depositories Act, 1996 and the Regulations and Bye-laws framed under that act;
- (iv) The Foreign Exchange Management Act, 1999 and the Rules and Regulations made under that Act to the extent of Foreign Direct Investment (FDI), Overseas direct Investment (ODI), and External Commercial Borrowings (ECB);
- (v) The following Regulations and Guidelines prescribed under the Securities and Exchange Board of India Act, 1992 ('SEBI'):-
 - (a) SEBI (Listing Obligations and Disclosure Requirements) Regulations, 2015;
 - (b) The Securities and Exchange Board of India (Substantial Acquisition of Shares and Takeovers) Regulations, 2011;
 - (c) The Securities and Exchange Board of India (Prohibition of Insider Trading) Regulation, 1992;

Following Regulations and/or Guidelines are not applicable to the Company for Financial year ended 31st March, 2017:

- The Securities and Exchange Board of India (issue of Capital and Disclosure Requirements) Regulations, 2009;
 - The Securities and Exchange Board of India (Employee Stock Option Scheme and Employee Stock Purchase Scheme) Guidelines, 1999;
 - The Securities and Exchange Board of India (Issue and Listing of Debt Securities) Regulations, 2008;
 - The Securities and Exchange Board of India (Registrars to an issue and Share Transfer Agents) Regulations, 1993 regarding the Companies Act and dealing with client;
 - The Securities and Exchange Board of India (Delisting of Equity Shares) Regulations, 2009; and
 - The Securities and Exchange Board of India (Buyback of Securities) Regulations, 1998.
- (vi) The Equity Listing Agreements with BSE Limited and National Stock Exchange of India Limited;

(vii) The Labour laws applicable to the Company viz.:-

- Factories Act, 1948;
- Industrial Disputes Act, 1947;
- The Payment of Wages Act, 1936;
- The Minimum Wages Act, 1948;
- Employees State Insurance Act, 1948;
- The Employees Provident fund and Misc. Provision Act, 1952;
- The Payment of Bonus Act, 1965;
- The Payment of Gratuity Act, 1972;
- The Contract Labour (Regulation and Abolition) Act, 1970;
- The Maternity Benefit Act, 1961;
- The Child Labour Prohibition and Regulation Act, 1986;
- The Industrial Employment (Standing Orders) Act, 1946;
- The Employees Compensation Act, 1923;
- The Sexual Harassment of Women at Workplace (Prevention, prohibition and Redressal) Act, 2013.

(viii) The Environmental Laws:-

- The Water (Prevention and Control of Pollution) Act, 1974;
- The Air (Prevention and Control of Pollution) Act, 1981.

(ix) Special Economic Zone Act, 2005

(x) Maharashtra Shop and Establishment Act, 1948.

(xi) Maharashtra Value Added Tax Act, 2002.

(xii) The Central Sales Tax Act, 1956.

(xiii) Maharashtra Professional Tax Act, 1975.

During the period under review the Company has, in our opinion, complied with the provisions of the Act, Rules, Regulations, Guidelines, Standards, etc. mentioned above.

We further report that

The Board of Directors is duly constituted with proper balance of Executive Directors, Non-Executive Directors and Independent Directors. The changes in the composition of the Board of Directors that took place during the period under review were carried out in compliance with the provisions of the Act.

Adequate notice is given to all directors to schedule the Board Meetings, agenda and detailed notes on agenda were sent at least seven days in advance, and a system exists for seeking and obtaining further information and clarification on the agenda items before the meeting and for meaningful participation at the meeting.

Majority decision is carried through while the dissenting members' views are captured and recorded as part of the minutes.

We further report that there are adequate systems and processes in the company commensurate with the size and operations of the Company to monitor and ensure compliance with applicable laws, rules, regulations and guidelines.

We further report that during the audit period the Company has not taken any actions/ events occurred having a major bearing on the Company's affairs in pursuance to the above referred laws, rules, regulations, guidelines, standards, etc. referred to above.

**For R. N. Shah & Associates
Company Secretaries**

Place: Mumbai
Date: May 26, 2017

**(Rajnikant N. Shah)
Proprietor
FCS NO: 1629
C P NO: 700**

This report is to be read with our letter of even date which is annexed as Annexure A and forms an integral part of this report.

‘Annexure A’

To,
The Members,
GOLDIAM INTERNATIONAL LIMITED
Gems & Jewellery Complex
M I D C SEEPZ
Mumbai-400096.

Our report of even date is to be read along with this letter.

1. Maintenance of Secretarial record is the responsibility of the management of the Company. Our Responsibility is to express an opinion on these secretarial records based on our audit.
2. We have followed the audit practices and processes as were appropriate to obtain reasonable assurance about the correctness of the contents of the Secretarial records. The verification was done on test basis to ensure that correct facts are reflected in secretarial records. We believe that the processes and practices, we followed provide a reasonable basis for our opinion.
3. We have not verified the correctness and appropriateness of financial records and Books of Accounts of the company.
4. Where ever required, we have obtained the Management representation about the compliance of laws , rules and regulations and happening of events etc.
5. The compliance of the provisions of Corporate and other applicable laws, rules, regulations, standards is the responsibility of management. Our examination was limited to the verification of procedures on test basis.
6. The Secretarial Audit report is neither an assurance as to the future viability of the company nor of the efficacy or effectiveness with which the management has conducted the affairs of the Company.

For R. N. Shah & Associates
Company Secretaries

Place: Mumbai
Date: May 26, 2017

(Rajnikant N. Shah)
Proprietor
FCS NO: 1629
C P NO: 700

ANNEXURE - E

Information under Section 134(3)(m) of the Companies Act, 2013 read with rule 8(3) the Companies (Accounts) Rules, 2014 and forming part of the Report of the Directors

(A) Conservation of energy-

Energy conservation continues to receive priority attention at all levels. All efforts are made to conserve and optimize use of energy with continuous monitoring, improvement in maintenance and distribution systems and through improved operational techniques.

- The steps taken or impact on Conservation of energy

Following measures are continuously undertaken to conserve energy during the year under report:-

- Use of maximum day lights
- Running all machines at optimum speeds
- Regular servicing of compressor, transformers and air-conditioners
- Energy Conservation Measures for utilization of alternate sources of energy
 - Energy optimization by installing Energy Efficient Lights
 - Energy optimization by reducing idle time of various equipment
- The Capital investment on energy conservation equipment
 - Conservation of energy is a continuous process and the expenditure is not specifically earmarked for the same and is debited to the generally manufacturing expenses.
- Additional investment and Proposals, if any, being implemented for reduction of consumption of energy:
 - Very old machines to be replaced by high speed machinery
 - Regular preventive maintenance measures to keep machines working effectively for longer time

(B) Technology Absorption and Innovation

- Efforts made towards technology absorption, adaptation & innovation:

The Company endeavors to keep itself abreast with the technical developments, innovations and trends in its line of business and constantly strives to incorporate the same in manufacturing jewellery.

- Encouraging Technical staff to attend seminars, conference and exhibitions to acquire and adopt latest technology.
- Subscribing to Technical magazines and inviting foreign expert for training to staff
- Adoption of high end technology
- Benefit derived as a result of above
 - Cost reduction
 - Product development
 - Customer satisfaction
- In case of imported technology (imported during the last three years reckoned from the beginning of the financial year)-

(a) Technology imported; (b) Year of import; (c) Has technology been fully absorbed; (d) If not fully absorbed, areas where absorption has not taken place, and the reasons thereof	The Company has not imported any technology
--	---

- Specification areas in which R & D carried out by the Company
 - New product Development keeping in mind green concepts.
 - Shortening process cycle for achieving Standardization.
 - Creating novel product concept and fashions.
 - Process standardization for consistent quality, meeting customer requirements.
- Benefits derived as a result of the above R & D
 - Reduction in energy consumption and wastages
 - Improvement in product marketability and business viability through consistent quality, lower cost and new products.
 - Meeting customer needs and in turn increased customer satisfaction.
 - Import substitution:
 - Future plan of action
 - Increasing range of products.
 - Development of new export and local markets
 - Reduction of energy consumption
 - Adopting more and more environ friendly process
- Expenditure on R & D
 - R&D is a continuous process and the expenditure is not specifically earmarked for the same and is debited to the generally manufacturing expenses.

(C) Foreign exchange earnings and Outgo-

The Company's main line of business is manufacturing and exporting studded gold Jewellery. The Company has achieved Export Turnover of ₹ 13842.20 lakhs during the year under report 2016-2017 as compared to ₹13185.46 lakhs in the previous year 2015-2016.

(₹ in lakhs)

Sr. No.	Particulars	2016-2017	2015-2016
1	Foreign Exchange Earned		
	Export of Goods of F.O.B basis	13726.47	13079.93
2	Outgo of Foreign Exchange		
	i) Raw Materials	4219.49	4444.41
	ii) Consumable Store	11.66	13.64
	iii) Capital Goods	24.52	26.40
	iv) Foreign Travels	8.76	16.98
	v) Others	20.63	71.69
	vi) Dividend	54.00	94.50

ANNEXURE - F

1. A brief outline of the company's CSR policy:-

The Company's CSR vision is to make concerted efforts towards Promoting welfare and wellbeing of animals and also providing medical care in form of veterinary treatment.

Besides this, the Company may also undertake other CSR activities listed in Schedule VII of the Companies Act, 2013.

2. Overview of projects or programs proposed to be undertaken:-

In accordance with the Company's CSR Policy and its vision, the Company participated in CSR activities with "Shree Sumati Jeev Raksha Kendra" NGOs under project name Jeevdaya.

Details of the project are as follows:

"Jeevdaya" is focusing and promoting welfare and wellbeing of animals and also providing medical care in form of veterinary treatment.

3. Reference to the web-link to the CSR policy and project or programs.

The details of CSR are also uploaded on the website on following link
<http://www.goldiam.com/download/policy/CSR%20Policy.pdf>.

4. Composition of CSR Committee:

The present CSR Committee consists of the following directors:

1. Mr. Ajay M. Khatlawala, Chairman
2. Mr. Manhar R. Bhansali, Member
3. Mr. Rashesh M. Bhansali, Member

5. Average net profit of the company for last three financial years:-

Financial Year	Net Profit as per Section 198 of the Companies Act, 2013 (Rs.in lacs)
2013-2014	1326.07
2014-2015	1440.20
2015-2016	1895.66
Total Profit	4661.93
Average Net Profit	1553.98

6. Prescribed CSR Expenditure (two per cent of the amount of Avg. Net Profit as in item 5 above)

₹ 31.10 Lakhs

7. Details of CSR spent during the financial year

A. Manner in which the amount spent during the financial year is detailed below:

Sr. No.	CSR project/ activity identified	Sector in which the Project is covered	Projects/ Programmes 1. Local area/others 2. Specify the state / district (Name of the District/s, State/s where project/ programme was undertaken	Amount (₹) outlay (budget) project/ programme wise	Amount (₹) spent on the project/ programme Subheads: 1. Direct expenditure on project, 2. Overheads	Cumulative (₹) spend upto to the reporting period.	Amount spent: Direct/ through implementing agency
1.	Promoting welfare and wellbeing of animals and also providing medical care in form of veterinary treatment under project named “Jeevdaya”	Animal Welfare	Rajasthan	26,10,000	26,10,000	26,10,000	Through implement agency “Shree Sumati Jeev Raksha Kendra”
Total				26,10,000	26,10,000	26,10,000	

B. Amount unspent, if any; Unspent CSR amount is ₹ 5 lakhs in FY 2016 -17.

The CSR committee of the Company hereby confirm that the implementation and monitoring of CSR Policy, is in compliance with CSR objective and policy of the Company.

8. Reasons for not spending the amount of two per cent of the average net profit of the last three financial years:-

The Company was required to spend a sum of ₹ 31.10 lakhs in the financial year 2016 -17, being 2% of average net profit of last three years. However, the Company during the financial year 2016-17 has spent ₹ 26.10 lakhs towards its CSR expenses by way of contribution to NGO "Shree Sumati Jeev Raksha Kendra". The Company is in the process of identifying the right charitable institutes to be associated with which has vis-a-vis same purpose as that of Company CSR Policy and therefore, in the current financial year there was unspent amount of ₹ 5 lakhs towards the CSR activities.

Your Company endeavored to meet the budgeted expenditure by contributing in various eligible CSR activities and has committed to incur expenditure for CSR initiatives in the coming years through structured events or programs and projects. Your Company has taken steps in the right direction and going forward is committed to actively engage with the partners/NGOs/Trusts to execute the said events or projects and programs and incur expenditure in accordance with Section 135 of the Companies Act, 2013 and the Companies (Corporate Social Responsibility Policy) Rules, 2014.

MANAGEMENT DISCUSSION AND ANALYSIS

This report covers the operations and financial performance of the Company for the year ended March 31, 2017. The Company has two segments viz. jewellery manufacturing and investment activity. The contribution of Jewellery manufacturing segment to the total standalone turnover of the Company was 90.11% during the FY 2016-17 and residual portion was contributed by investment activity.

Business Segment:- Gold, silver Jewellery and diamonds

INDUSTRY STRUCTURE AND DEVELOPMENTS:

India is one of the largest exporters of gems and jewellery and the industry is considered to play a vital role in the Indian economy as it contributes a major chunk to the total foreign reserves of the country and also one of the fastest growing industries in the country, contributing around 6-7 per cent of the country's GDP. It is extremely export oriented and labour intensive.

During the Financial Year 2016-2017 the gems & jewellery sector has witnessed an approx. growth of 11.81 per cent amounting to total export of approx. US\$43156.21 million during April 2016-March 2017. Last year the total export was US\$ 39,980.63 million. Export of cut and polished diamonds increased from USD 19996.06 million in 2015-16 to approx.. USD 22783.81 million in 2016-17 an increase of 13.94 per cent. Gold jewellery too saw marginal increase of 1.30 per cent during FY 2016-2017. In FY 2015-2016 gold jewellery recorded exports of US\$ 8,609.25 million this has now come to US\$ 8,721.81 million. However Exports of coloured gemstones declines 3.07 per cent from USD 433.18 million in 2015-16 to USD 419.90 million in 2016-17.

However the Silver jewellery turned out an element of surprise recorded and impressive growth of 35.90 per cent. In FY 2016 silver jewellery export was US\$ 2,958.59 million that has now increased to US\$ 4020.62 million.

OPPORTUNITIES:

In the coming years, growth in Gems and Jewellery sector would be largely contributed by the development of large retailers/brands. Also, the relaxation of restrictions of gold import is likely to provide a fillip to the industry. The improvement in availability along with the reintroduction of low cost gold metal loans and likely stabilisation of gold prices at lower levels is expected to drive volume growth for jewellers over short to medium term. The demand for jewellery is expected to be significantly supported by the recent positive developments in the industry.

The Company looking for a new ventures and use improved technology for increasing its sales to satisfy the requirement of its customers.

THREATS:

The Company is exposed to risk in exchange rate fluctuations as the Company is dependent on exports sales. However, the Company closely monitors and takes appropriate steps to reduce such risks.

Competition which has always been a challenge is countered by better quality and designs, branding, catering to changing customer demands/styles and cost control measures. Increasing prices of raw materials have affected and can affect the profit margins. However, the Company continuously thrives for improved production efficiency to counter this risk as far as possible.

RISKS AND CONCERNS:

The nature of the Company's business exposes it to several inherent risks and concerns. The Company strives to closely monitor the risks and to mitigate them by adopting suitable, pragmatic strategies.

a) Bullion Risk:

The volatility in the gold prices exposes the Company to bullion risk as gold forms approximately 30% of the cost of the finished product. The Company hedges its outstanding position mitigating the risk associated with the volatility in the gold prices.

b) Raw Material Supplies Risk:

Though India plays a dominant role in the Gems & Jewellery industry in terms of processing and consumption, mining of gold and diamond is amongst the lowest in the world.

India imports gold and rough diamonds along with other precious metals.

c) Currency Risk:

Currency risk arises from exposure to foreign currencies and the volatility associated therewith. 100% of our exports have been transacted in US Dollars. While the Company hedges majority of its receivables, any sharp fluctuation in currency is likely to affect the cash flow of the Company as well as its profitability.

d) Geography Risk:

Dependence on any geographic location makes the Company's business in that region vulnerable to the economic slowdown therein. While USA continues to be our prime export destination.

OUTLOOK:

The global economic environment in 2016-17 remained favorable with total growth in export of 11.81 per cent as compared to previous year 2015-16. Looking at the growth in export of gold jewellery and cut and polished diamonds. There are signs of improving consumer confidence and major policy changes in some of the developed markets which may provide the required momentum to spurt global growth and kick start the parth of recovery. However we expect to grow exports this year as the US market has started looking up. China would have bottomed out and smaller markets like CIS and Asian countries also should do well.

We are focusing on refining our offerings every year and on making the requisite investments that will enable us to continue our growth journey.

INTERNAL CONTROL AND ITS ADEQUACY:

The Company has proper and adequate systems of internal controls in order to ensure that all assets are safeguarded against loss from unauthorised use or disposition and that all transactions are authorised, recorded and reported correctly. Regular internal audits and checks are carried out to ensure that the responsibilities are executed effectively and that adequate systems are in place. The Management continuously reviews the internal control systems and procedures to ensure orderly and efficient conduct of business. The emphasis of internal control will be further strengthened across functions and processes, covering the entire gamut of activities including manufacturing, finance, supply chain sales & distribution, marketing etc. The Company has adopted Risk management policy.

FINANCIAL PERFORMANCE:

The Company achieved a consolidated turnover of ₹32068.96 lakhs as compared to ₹33,002.81 lakhs in the previous year thereby consolidated turnover declined by 2.83% over previous year. The consolidated Profit before

tax and exceptional items were ₹3866 lakhs as against ₹4181.64 lakhs of the previous year resulted in decline of consolidated profit approximately by 7.55% over previous year. The consolidated Profit after tax stood at ₹2796.34 lakhs as compared to the profit of ₹3300.97 lakhs in the previous year.

The Company has achieved a standalone turnover of ₹13842.20 lakhs during the FY 2016-2017 as compared to ₹13185.46 lakhs during the previous year thereby registering a growth of approximately 4.98% over previous year. The standalone profit after tax of the Company increased by 10.89% from ₹1532.38 lakhs to ₹1699.30 lakhs in the current year.

MATERIAL DEVELOPMENTS IN HUMAN RESOURCES/ INDUSTRIAL RELATIONS:

The Company considers its human resources as amongst its most valuable assets and continues to place emphasis on their development. It has been Company's constant endeavour to impart requisite training and thereby develop and hone the skills and talent of its personnel and enable them to realize their potential.

The overall Industrial Relations in the Company have been quite peaceful and cordial.

CAUTIONARY STATEMENT:

Statements in the Management Discussion and Analysis describing Company's objective, projections, estimates and expectations may be "forward looking statements" within the meaning of applicable securities laws and regulations.

Actual results could differ materially from those expressed or implied. Important factors that could make a difference to the Company's operations include, among others, economic conditions affecting demand/supply and price conditions in the domestic and overseas markets in which the Company operates, changes in Government regulations, tax laws, statutes and other incidental factors.

REPORT ON CORPORATE GOVERNANCE

This Corporate Governance Report relating to the year ended March 31, 2017 has been issued in compliance with the requirement of Regulation 17 to 27 and 34 read with Schedule V of SEBI (Listing Obligations and Disclosure Requirements), Regulation 2015 and forms the part of Report of the Directors to the Members of the Company.

1. COMPANY'S PHILOSOPHY ON CORPORATE GOVERNANCE:

The Company strongly believes that establishing good corporate governance practices in each and every function of the organization leads to achieve sustainable growth and enhances long term value for all the stakeholders. The Company always endeavours to carry its business operations in a fair, transparent and ethical manner and also holds itself accountable and responsible to the society it belongs. The Company considers it imperative to abide by the laws and regulations of the land in letter and spirit and is committed to the highest standards of corporate behaviours.

The Company understands that compliances of applicable legislations and timely disclosures enhance the image of the Company as a good corporate citizen in the Country.

2. BOARD OF DIRECTORS:

Composition and Category of Directors

The Company has a very balanced and diverse Board of Directors, which primarily takes care of the business needs and stakeholders' interest. The Non-executive Directors including Independent Directors on the Board are experienced, competent persons from the fields of manufacturing, banking, finance & taxation, law etc.

They take active part at the Board and Committee Meeting by providing valuable guidance to the Management on various aspects of business, policy direction, compliance etc.

The composition of the Board also complies with the provisions of the Companies Act, 2013 and the Listing Regulations. The total Board strength comprises of the following as on March 31, 2017:-

Name of Director	Category
Mr. Manhar R. Bhansali	Promoter-Chairman, Non Executive Non Independent Director
Mr. Rashesh M. Bhansali	Promoter-Vice Chairman & Managing Director
Mr. Ajay M. Khatlawala	Independent-Non-Executive Director
Dr. R. Srinivasan	Independent-Non-Executive Director
Mr. Pannkaj C Ghadiali (w.e.f. November 12, 2016)	Independent-Non-Executive Director (Additional)
Ms.Tulsi R. Bhansali	Promoter Group- Non Executive Non-Independent Director

The Chairman of the Board of Directors is a Non Executive Non Independent Director.

As required under Section 149 of the Companies Act, 2013, Mrs. Tulsi R. Bhansali has been appointed as women Director on the Board on August 12, 2016.

Mr. Rajesh G. Kapadia resigned from the Board due to his indifferent health and consequently ceased to be the Chairman/Member of the Audit Committee of the Board with effect from August 16, 2016 and Mrs. Ami R. Bhansali resigned from the Board due to pre-occupations with effect from May 27, 2016. The Directors place on record their deep sense of appreciation for the valuable services rendered by Late Mr. Rajesh G. Kapadia and Mrs. Ami R. Bhansali during their tenure as a Director of the Company.

The tenure of Dr. R. Srinivasan as an Independent Director will expire at 30th Annual General Meeting of the Company and intimation of notice has been received from Dr. R. Srinivasan for his re-appointment.

Board Procedure

The Nomination and Remuneration Committee have approved a Policy for the Selection, Appointment and Remuneration of Directors. In line with the said Policy, the Committee facilitate the Board in identification and selection of the Directors who shall be of high integrity with relevant expertise and experience so as to have well diverse Board.

Meetings, agenda and proceedings etc. of the Board Meeting

During the year ended March 31, 2017, the Board of Directors had Four (4) meetings. These were held on May 27, 2016, August 12, 2016, November 12, 2016 and February 13, 2017. The Annual General Meeting (AGM) was held on September 27, 2016.

The attendance record of the Directors at the Board Meetings during the year ended on March 31, 2017 and at the last AGM is as under:-

Director	No. of Board meetings held	No. of Board meetings attended	Last AGM Yes/No
Mr. Manhar R. Bhansali	4	4	Yes
Mr. Rashesh M. Bhansali	4	4	Yes
Mr. Rajesh G. Kapadia	2	1	NA
Mr. Ajay M. Khatlawala	4	4	Yes
Dr. R. Srinivasan	4	3	Yes
Mrs. Ami R. Bhansali	1	1	NA
Tulsi R. Bhansali	3	3	Yes
Pannkaj C Ghadiali	2	2	NA

Separate Meeting of Independent Directors:

As stipulated by the Code of Independent Directors under Companies Act, 2013 and the Listing Regulations, a separate meeting of the Independent Directors of the Company was held on March 25, 2017 to review the performance of Non-independent Directors (including the Chairman) and the entire Board. The Independent Directors also reviewed the quality, content and timelines of the flow of information between the Management and the Board and its Committees which is necessary to effectively and reasonably perform and discharge their duties.

Agenda

The Board of Directors is responsible for the management of the business of the Company and meets regularly for discharging its role and functions.

The Board of Directors of the Company reviews all information provided periodically for discussion and consideration at its meetings in terms of provisions of Companies Act, 2013 read with rules thereunder and SEBI Listing Regulations.

Detailed Agenda are circulated to the Directors in advance. All material information is incorporated in the agenda for facilitating meaningful and focused discussions at the meetings. In special and exceptional circumstances, additional item(s) on the agenda are permitted to be discussed at the Meeting.

Other Directorships etc.:

None of the Directors is a Director in more than 10 Public Limited companies or act as an Independent Director in more than 7 listed companies. The Managing Director does not serve as Independent Director on any listed company. Further, none of the Director acts as a member of more than 10 committees or acts as a chairman of more than 5 committees across all public limited companies in which he is a Director.

The details of the Directorships, Chairmanships and the Committee memberships in other Companies (excluding Private Limited companies, Foreign companies and Section 8 Companies) held by the Directors as on March 31, 2017 are given below:-

Name of Director	*Number of Directorship(s) held in other Indian public limited Companies	**Committees Positions	
		Committee Chairmanship	Committee Membership
Mr. Manhar R. Bhansali	2	Nil	Nil
Mr. Rashesh M. Bhansali	2	Nil	1
Mr. Ajay M. Khatlawala	2	1	Nil
Dr. R. Srinivasan	6	2	3
Ms. Tulsi R. Bhansali	Nil	Nil	Nil
Mr. Pannkaj C Ghadiali	Nil	Nil	Nil

* Includes Directorships of Indian public limited companies other than Goldiam International Limited

** Includes only Audit and Stakeholder Relations Committees of Public Limited Companies other than Goldiam International Limited.

Relationship between Directors inter-se

Mr. Rashesh M. Bhansali, Vice Chairman & Managing Director of the Company is a son of Mr. Manhar R. Bhansali, Chairman. Ms. Tulsi R. Bhansali, Non Executive Non-Independent Director is a daughter of Mr. Rashesh M. Bhansali.

Details of shares held by Non-executive Directors in the Company:

Name of Director	No. of shares held as on March 31, 2017
Mr. Manhar R. Bhansali	7103428
Mr. Ajay M. Khatlawala	1000

Familiarisation Programme for Independent Directors:

On appointment, the concerned Director is issued a Letter of Appointment setting out in detail, the terms of appointment, duties, responsibilities. Each newly Independent Director is familiarized with the Company, their roles, rights in the Company, nature of the industry in which the Company operates, business model of the Company, etc. from time to time. The Company makes consistent efforts to acquaint the Board with the overall business performance. The Directors are also explained in detail about the compliances required from them under the Companies Act, 2013, Listing Regulations and other relevant regulations. The details of such familiarisation program can be accessed from the company's website www.goldiam.com.

Prevention of Insider Trading Code:

As per SEBI (Prohibition of Insider Trading) Regulation, 2015, the Company has adopted a Code for Prohibition of Insider Trading. All the Directors, employees and third parties such as auditors, consultants etc. who could have access to the unpublished price sensitive information of the Company are governed by this code. The trading window is closed during the time of declaration of results and occurrence of any material events as per the code. The Company has appointed Mr. Pankaj Parkhiya, Company Secretary as Compliance Officer, who is responsible for setting forth procedures and implementation of the code for trading in Company's securities. During the year under review there has been due compliance with the said code.

3. COMMITTEES OF THE BOARD

3.1 AUDIT COMMITTEE

The Board has constituted a well-qualified Audit Committee. Majority of Directors are Independent Directors including Chairman. They possess sound knowledge on accounts, audit, finance, taxation, internal controls etc. The Company Secretary acts as secretary to the committee.

Composition and Meeting:

The Audit Committee had 4 meetings during the year 2016-17. The attendance of each committee members were as under:-

Name of the Member	Category	No. of Meetings Attended
Mr. Ajay M. Khatlawala	Chairman-Independent	4
Mr. Rajesh G. Kapadia	Chairman-Independent	1 (Resigned w.e.f. 16-08-2016)
Dr. R. Srinivasan	Member-Independent	3
Mr. Rashesh M. Bhansali	Member-Executive Director	4
Mr. Pannkaj C Ghadiali	Member-Independent	1 (Appointed w.e.f. 12-11-2016)

Mr. Ajay M. Khatlawala, Chairman of Audit Committee was present at the last Annual General Meeting to answer the shareholders queries.

Terms of Reference:

The terms of reference of the Audit Committee are as per the guidelines set out in the listing regulation read with section 177 of the Companies Act, 2013.

The terms of reference of the Audit Committee are broadly as under:

- Oversight of the company's financial reporting process and the disclosure of its financial information to ensure that the financial statement is correct, sufficient and credible.
- Recommending to the Board, the appointment, re-appointment and, if required, the replacement or removal of the statutory auditor and the fixation of audit fees and terms of appointment of auditors of the Company.
- Approval of payment to statutory auditors for any other services rendered by the statutory auditors.
- Reviewing, with the management, the annual financial statements and auditors report thereon before submission to the board for approval, with particular reference to:
 - a. Matters required to be included in the Director's Responsibility Statement to be included in the Board's report in terms of clause (c) of sub-section 3 of section 134 of the Companies Act, 2013.
 - b. Changes, if any, in accounting policies and practices and reasons for the same.
 - c. Major accounting entries involving estimates based on the exercise of judgment by management.
 - d. Significant adjustments made in the financial statements arising out of audit findings.
 - e. Compliance with listing and other legal requirements relating to financial statements.
 - f. Disclosure of any related party transactions.
 - g. Qualifications in the draft audit report.
- Reviewing, with the management, the quarterly financial statements before submission to the board for approval.
- Reviewing and monitoring the auditor's independence and performance, and effectiveness of audit process.
- Approval or any subsequent modification of transactions of the company with related parties.
- Scrutiny of inter-corporate loans and investments.
- Valuation of undertaking or assets of the Company, wherever it is necessary.
- Evaluation of internal financial control and risk management systems.
- Reviewing, with the management, performance of statutory and internal auditors, adequacy of the internal control systems.
- Discussion with internal auditors any significant findings and follow up there on.
- Reviewing the findings of any internal investigations by the internal auditors into matters where there is suspected fraud or irregularity or a failure of internal control systems of a material nature and reporting the matter to the board.
- Discussion with statutory auditors before the audit commences, about the nature and scope of audit as well as post-audit discussion to ascertain any area of concern.
- To look into the reasons for substantial defaults in the payment to the depositors, debenture holders, shareholders (in case of non payment of declared dividends) and creditors.
- To review the functioning of the whistle blower mechanism.
- Approval of appointment of CFO (i.e., the Chief Financial Officer or any other person heading the finance function or discharging that function) after assessing the qualifications, experience & background, etc. of the candidate.
- Reviewing the financial statements of the unlisted subsidiary companies.
- The Audit Committee also reviews the following information:
 - a. Management discussion and analysis of financial condition and results of operations;
 - b. Statement of significant related party transactions submitted by management;
 - c. Management letters / letters of internal control weaknesses issued by the statutory auditors;
 - d. Internal audit reports relating to internal control weaknesses; and
 - e. The appointment, removal and terms of remuneration of the Chief internal auditor.
- Carrying out any other function as is mentioned in the terms of reference of the Audit Committee.

3.2 NOMINATION & REMUNERATION COMMITTEE:

Composition and Attendance at the Meeting

The Nomination & Remuneration Committee comprises of the members as stated below. The Committee during the year ended March 31, 2017 had 2 meetings. The attendance of the members were as under:-

Name of the Member	Category	No. of Meetings Attendance
Mr. Ajay M. Khatlawala	Independent Director-Chairman	2
Dr. R. Srinivasan	Independent Director	2
Mr. Manhar M. Bhansali	Non-executive Director	2

Term of Reference:

The broad terms of reference of the Nomination and Remuneration Committee are:

The Committee is empowered to –

- To formulate the criteria for determining qualifications, positive attributes and independence for appointment of a Director and recommend to the Board, policies relating to the remuneration of the Directors, key managerial personnel and other employees;
- To formulate the criteria for evaluation of all the Directors on the Board;
- To devise a policy on Board diversity; and
- Identifying persons who are qualified to become directors and who may be appointed in senior management in accordance with the criteria laid down, and recommend to the Board their appointment and removal.

The Nomination and Remuneration Policy devised in accordance with Section 178(3) and (4) of the Companies Act, 2013 has been published as an Annexure B to the Board's Report.

Details of Remuneration Paid to the Directors in 2016-17:

- Remuneration to Directors:

The Non-executive Directors are paid sitting fees of ₹ 20,000/- per meeting for attending the Board, Audit Committee, Independent Directors meetings and ₹10,000/- per meeting for attending Nomination and Remuneration Committee Meetings. The CSR Committee, Share Transfer Committee and Stakeholder Relationship Committee members have unanimously decided not to accept any sitting fees for the said committees meeting to be attended by them.

(Amt. in ₹)

Name	Salary	Bonus	Other perks	Commission	Total
Mr. Rashesh M. Bhansali	1,20,00,000	Nil	Nil	Nil	1,20,00,000

- Remuneration paid to Non-Executive Directors:

(Amt. in ₹)

Name	Sitting Fees	No. of Shares held
Mr. Manhar R. Bhansali	1,00,000/-	7103428
Mrs. Ami R. Bhansali	20,000/-	Nil
Mr. Rajesh G. Kapadia	40,000/-	Nil
Mr. Ajay M. Khatlawala	1,80,000/-	1,000
Dr. R. Srinivasan	1,40,000/-	Nil
Ms. Tulsi R. Bhansali	60,000/-	Nil
Mr. Pannkaj C Ghadiali	60,000/-	Nil

3.3 SHARE TRANSFER COMMITTEE/ STAKEHOLDER RELATIONSHIP COMMITTEE:

The Board of Directors of the Company has constituted the Share Transfer and Stakeholders Relationship Committee in conformity with and keeping a good balancing with the requirements under provisions of Companies Act, 2013 and provisions of Listing Regulation.

The Share Transfer Committee has been constituted under the Chairmanship of Mr. Manhar R. Bhansali with Mr. Rashesh M. Bhansali and Mr. Ajay M. Khatlawala as the other members in order to provide quality and efficient services to the investors and to align & streamline the process of share transfer/transmission.

The Stakeholder Relationship Committee (earlier Shareholder/ Investor Grievance Committee) has been constituted under the Chairmanship of Dr. R. Srinivasan with Mr. Rashesh M. Bhansali and Mr. Ajay M. Khatlawala as members to consider and review shareholders'/investors' grievances and complaints and to ensure that all shareholders'/investors' grievance and correspondence are attended to expeditiously and satisfactorily unless constrained by incomplete documentation and/ or legal impediments.

Shareholder/ Investor Service:

Shareholder/ Investor Service is handled by the Company Secretary who provides timely services.

Name & Designation of the Compliance Officer:

Mr. Pankaj Parkhiya, Company Secretary and Compliance Officer.

The detailed particulars of investors' complaints handled by the Company and its Registrar and Share Transfer Agent during the year are as under:-

Nature of Complaints	Opening	Received during the Year	Resolved	Pending Resolution
Non Receipt of Dividend	Nil	13	13	Nil
Non Receipt of Annual Report	Nil	5	5	Nil
Letters from SEBI / Stock Exchanges, Ministry Corporate Affairs Etc.	Nil	Nil	Nil	Nil
Miscellaneous Complaints	Nil	1	1	Nil
TOTAL	Nil	19	19	Nil

None of the complaints is pending for a period exceeding 30 days. All the request for transfer of shares have been processed on time and there are no transfers pending for more than 15 days.

3.4 CORPORATE SOCIAL RESPONSIBILITY (CSR) COMMITTEE

The Company has constituted a CSR Committee as required under Section 135 of the Companies Act, 2013. The CSR Committee was constituted on May 27, 2014 under the Chairmanship of Mr. Ajay M. Khatlawala, Non-Executive and Independent Director.

The term of reference of this Committee is to comply with the requirements of Section 135 of the Companies Act, 2013, the Companies (Corporate Social Responsibility Policy) Rules, 2014 and all other relevant compliances.

The Committee had 2 meetings in the year which were attended by the members as under:-

The composition and attendance of the Corporate Social Responsibility Committee:

Name of the Member	Category	Designation	No. of meetings attended during the year
Mr. Ajay M. Khatlawala	Independent Director	Chairman	2
Mr. Manhar R. Bhansali	Non Executive Director	Member	2
Mr. Rashesh M. Bhansali	Executive Director	Member	2

4. GENERAL BODY MEETINGS:

Particulars of last three Annual General Meetings and the Special Resolutions passed there at:

Financial Year	Date & Time	Location	Special Resolution passed
2013-14	September 30, 2014 at 10.30 a.m.	'Tribune 1' Banquet Hall, 6th floor, Hotel Tunga International, M.I.D.C. Central Road, Andheri (East), Mumbai 400 093.	No special resolution passed

2014-15	September 30, 2015 at 11.00 a.m.	'Tribune 1' Banquet Hall, 6th floor, Hotel Tunga International, M.I.D.C. Central Road, Andheri (East), Mumbai 400 093.	Special Resolution:- <ul style="list-style-type: none"> Increase in remuneration of Mr. Rashesh M. Bhansali for 3 years w.e.f. April 1, 2015 and re-appointment for 5 years w.e.f. February 1, 2016.
2015-16	September 27, 2016 at 11.00 a.m.	'Tribune 1' Banquet Hall, 6th floor, Hotel Tunga International, M.I.D.C. Central Road, Andheri (East), Mumbai 400 093.	Special Business:- <ul style="list-style-type: none"> Appointment of Ms. Tulsi R. Bhansali as Non-Executive Director.

Extra Ordinary General Meetings and Postal Ballot:

During the year no EGM was convened nor any approval of the shareholders obtained through Postal Ballot.

DISCLOSURES:

Materially significant related party transaction:

All transactions entered into with Related Parties as defined under the Companies Act, 2013 and Regulation 23 of the Listing Regulation during the financial year were in the ordinary course of business and on an arms length pricing basis and do not attract the provisions of Section 188 of the Companies Act, 2013. There were no materially significant transactions with related parties during the financial year which were in conflict with the interest of the Company. Suitable disclosure as required by the Accounting Standards has been made in the notes to the Financial Statements.

The Board has approved a policy for related party transactions which has been uploaded on the Company's website at <http://www.goldiam.com/download/policy/Policy%20on%20Related%20Party%20Transaction.pdf>.

A statement in summary form of the transactions with related parties was periodically placed before the Audit Committee as required under Regulation 23 of the Listing Regulation and as required under the Companies Act, 2013.

The Company has framed the policy for determining material subsidiary as required by under Regulation 16 of the Listing Regulation and the same is disclosed on the Company's website. The web link is

<http://www.goldiam.com/download/policy/Policy%20on%20Material%20Subsidiary.pdf>

Details of non compliance/ penalties/ strictures imposed on the Company by the Statutory Authorities:

No penalties or strictures have been imposed on the Company by any Stock Exchange, Securities and Exchange Board of India or other statutory authorities on any matter related to capital market during the last three years.

Whistle Blower Policy affirmation that no person has been denied access to Audit Committee:

Pursuant to Section 177(9) and (10) of the Companies Act, 2013 and provisions of the Listing Regulation, the Company has a Whistle-Blower Policy for establishing a vigil mechanism for Directors and employees to report genuine concerns regarding unethical behaviour, actual or suspected fraud or violation of the Company's Code of Conduct and Ethics policy. The said mechanism also provides for adequate safeguards against victimisation of persons who use such mechanism and makes provision for direct access to the chairperson of the Audit Committee in appropriate or exceptional cases. We affirm that no employee of the Company was denied access to the Audit Committee. The said Whistle-Blower Policy has been hosted on the website of the Company at http://www.goldiam.com/download/whistle_blower_policy.pdf

Details of Compliance with mandatory requirement:

The Company has fully complied with the mandatory requirements of Listing Regulation.

Adoption of Non-mandatory requirement:

Part C of Schedule V of the Listing Regulations states that non-mandatory requirements may be implemented at the discretion of the Company. However, disclosures on compliance with mandatory requirement and adoption / non-adoption of non-mandatory requirements shall be made in the Corporate Governance Report of the Annual Report. The status of compliance of the non-mandatory requirements as specified in sub-regulation 1 of Regulation 27 of the Listing Regulations are as follows:

a) Non-Executive Chairman's Office:

The Chairman of the Company is an Non-Executive Director of the Company.

b) Shareholder Rights :

The quarterly, half yearly and annual financial results of the Company are published in local leading English and Marathi newspapers and are also posted on the Company's website.

c) Modified opinion(s) in Audit Report:

For the Financial Year ended March, 2017, the Independent Auditors have given unmodified opinion on the Company's Financial Statements. The Company continues to adopt best practices to ensure the regime of unmodified Financial Statements

d) Reporting of the Internal Auditor :

The Internal Auditor reports directly to the Audit Committee.

SUBSIDIARIES:

Diagold Designs Limited and Goldiam Jewellery Limited, subsidiaries of the Company, are non-listed material Indian subsidiaries in terms of Listing Regulation with their respective turnovers exceeding 20% of the consolidated turnover of the holding company with all its subsidiaries.

In terms of Regulation 24 of the Listing Regulations the financial statements of the unlisted subsidiary companies are reviewed quarterly by the Audit Committee and the minutes of the Board meetings of the unlisted subsidiary companies are regularly placed before the Company's Board of Directors.

Associate/Joint Venture:

Goldiam HK is Associate company having voting right of 49.93%.

MD/CFO Certification

The Managing Director and the Chief Financial Officer have issued certificate pursuant to the provisions of Regulation 17(8) of the Listing Regulations certifying that the financial statements do not contain any materially untrue statement and these statements represent a true and fair view of the Company's affairs. The said certificate is annexed and forms part of the Annual Report.

6. MEANS OF COMMUNICATION:

The quarterly, half yearly and yearly financial results of the Company are sent to the Stock Exchanges immediately after they are approved and taken on record by the Board of Directors. These financial results are normally published in the "Free Press Journal" and "Navshakti" and are also made available on the website of the Company, 'www.goldiam.com'. No presentation was made to the institutional investors or analysts during the year.

7. GENERAL SHAREHOLDER INFORMATION:

a. 30th Annual General Meeting:

Day : Wednesday

Date : September 27, 2017

Time : 11.00 a.m.

Venue : TRIBUNE 1' Banquet hall, 6th Floor, Hotel Tunga International, M.I.D.C Central Road, Andheri (East), Mumbai – 400 093.

b. Financial Year:

The Company follows the period of April 1 to March 31, as the Financial Year.

c. Date of Book Closure:

The books will remain closed from September 18, 2017 to September 27, 2017 (both days inclusive) for dividend purpose.

d. Dividend Payment Date:

The Company has paid an interim dividend at 20% i.e. ₹2 per equity share for the FY 2016-17.

e. Listing on Stock Exchanges:

Name of Stock Exchange	Address of Stock Exchange
BSE Limited, Mumbai (BSE)	Phiroze Jeejeebhoy Towers; Dalal Street Mumbai- 400001.
National Stock Exchange of India Limited (NSE)	Exchange Plaza, C-1, Block G, Bandra Kurla Complex, Bandra (E), Mumbai-400051.

f. Stock Code:

BSE Limited	National Stock Exchange of India Limited	ISIN
526729	GOLDIAM EQ	INE025B01017

g. Annual Listing Fees:

The Annual Listing Fees for the financial year 2017-2018 have been paid by your Company within stipulated time.

h. Payment of Depository Fees:

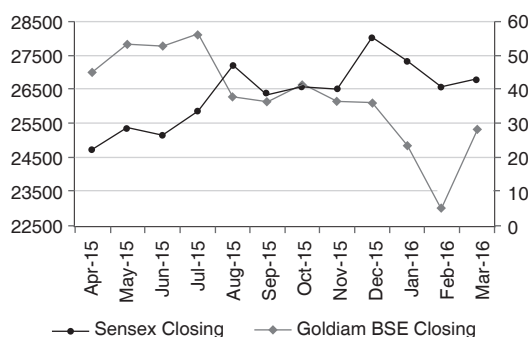
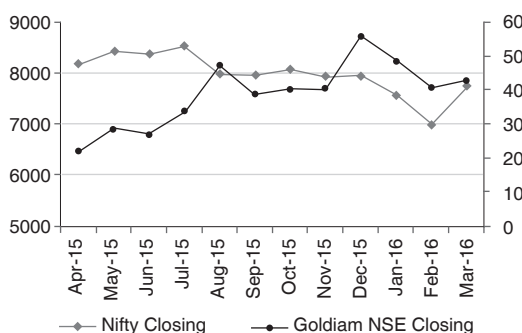
The Company has paid the Annual Custodian Fee for the Financial Year 2016-17 to NSDL and CDSL.

i. Market Price Data:

The High and Low Prices of the Company's share during each month in the financial year 2016-2017 are as below:

Month	BSE Limited		National Stock Exchange of India Limited	
	High (₹)	Low (₹)	High (₹)	Low (₹)
April, 2016	50.00	48.50	50.30	48.50
May, 2016	53.20	51.00	53.50	51.20
June, 2016	89.90	82.95	90.70	82.20
July, 2016	75.95	74.25	76.40	74.20
August, 2016	70.60	65.15	70.50	64.80
September, 2016	72.00	67.25	72.45	66.20
October, 2016	78.25	76.25	79.65	76.55
November, 2016	63.60	62.10	64.85	62.50
December, 2016	66.90	63.60	66.25	62.25
January, 2017	79.80	78.05	79.80	77.00
February, 2017	73.45	71.00	73.70	70.50
March, 2017	93.00	85.40	91.00	86.00

j. Performance in comparison to board based indices such as NSE Nifty & BSE Sensex :-



k. Registrar and Transfer Agents (RTA):

C-101, 247 Park, L.B.S. Marg, Vikhroli (West), Mumbai-400083.

E-mail: rnt.helpdesk@linkintime.co.in

l. Share Transfer System:

With a view to expedite the process of share transfer which are received in physical form, a Share Transfer Committee had been constituted to consider and approve the transfer, transmission, dematerialization, rematerialisation of shares etc.

Shares sent for transfer in physical form are registered and returned by our Registrars and Share Transfer Agent in 15 days of receipt of the documents, provided the documents are found to be in order, Shares under objection are returned within two weeks. The transfers of physical shares are affected by the Share Transfer Agents after approval by the Share Transfer Committee. The minutes of the meetings of the Share Transfer Committee are placed at the Board Meeting.

The Company obtains from a Company Secretary in Practice half-yearly certificate of compliance with the share transfer formalities as required under Regulation 40(9) of SEBI (Listing Obligations and Disclosure Requirements) Regulation, 2015 with the Stock Exchanges and files a copy of the certificate with the Stock Exchanges.

m. Distribution of Shareholding:

Distribution of Shareholding as on March 31, 2017:

Equity Shareholding	Number of Shareholders	Percentage of Shareholders	Number of Shares	Percentage of Shareholding
1 -- 500	8373	82.77	1548419	6.21
501 -- 1000	815	8.06	664511	2.66
1001 -- 2000	469	4.64	713403	2.86
2001 -- 3000	145	1.43	368360	1.48
3001 -- 4000	68	0.67	245334	0.98
4001 -- 5000	55	0.54	259733	1.04
5001 -- 10000	103	1.02	732352	2.94
10001 & Above	88	0.87	20413884	81.83
Total	10116	100	24945996	100

Shareholding Pattern as on March 31, 2017:

Category	Number of Shares	Percentage
Shareholding of Promoters & Promoter Group	14198100	56.91
Public Shareholding		
Institutions		
Mutual Funds/ UTI	2500	0.01
Financial Institutions/ Banks	500	0.00
Non-Institutions		
Bodies Corporate	1046842	4.20
Individuals	6194394	24.83
Clearing Member	93214	0.37
Market Maker	13547	0.05
Foreign Nationals, NRIs, Foreign Companies, OCBs	3045365	12.21
Independent Directors	1000	0.01
HUF	350534	1.41
Total	24945996	100.00

n. Unclaimed/ Unpaid Dividend:

The Company is required to transfer dividends and shares of which dividend have remained unpaid/unclaimed for a period of seven years to the Investor Education & Protection Fund (IEPF) established by the Government.

Shareholders of the Company who have not received or encashed their dividend warrants for the financials years, as mentioned below, are requested to claim the unpaid/unclaimed dividend from the Company before its transfer to above mentioned Fund:

Year of Declaration	Date of Declaration of Dividend	Interim/ Final	Due Date for transfer to IEPF
2009-2010	August 12, 2010	Final	September 14, 2017
2010-2011	February 11, 2011	Interim	March 14, 2018
2011-2012	February 08, 2012	Interim	March 11, 2019
2011-2012	August 14, 2012	Final	September 14, 2019
2012-2013	February 13, 2013	Interim	March 17, 2020
2012-2013	September 06, 2013	Final	October 06, 2020
2013-2014	September 30, 2014	Final	October 30, 2021
2014-2015	September 30, 2015	Final	November 6, 2022
2015-2016	February 10, 2016	Interim	March 15, 2023
2015-2016	September 27, 2016	Final	November 1, 2023
2016-17	February 13, 2017	Interim	March 20, 2024

o. Unclaimed Shares:

As per Schedule VI of SEBI (Listing Obligations and Disclosure Requirements) Regulation 2015, the Company had sent three reminders to concerned shareholder for their unclaimed shares. The remaining shares have been transferred to Unclaimed Suspense Account.

Aggregate number of shareholders	239
Outstanding shares in the suspense account lying as on April 1, 2016	126200
Number of shareholders to whom shares were transferred from the Unclaimed Suspense Account during the year	-
Number of shares transferred	-
Aggregate number of shareholders at the end of the year	239
Outstanding shares in the suspense account lying as on March 31, 2017.	126200

p. Dematerialization of shares and Liquidity:

About 98.44% of total equity share capital is held in dematerialized form with NSDL and CDSL as on March 31, 2017. The International Securities Identification Number (ISIN) allotted to the shares of the Company under the Depository System is INE025B01017.

q. Reconciliation of Share Capital Audit:

As stipulated by Securities and Exchange Board India (SEBI), a qualified practicing Company Secretary carries out the Share Capital Audit to reconcile the total admitted capital with NSDL and CDSL and the total issued and listed capital. This audit is carried out every quarter and the report thereon is submitted to Stock Exchanges and is also placed before the Board of Directors. No discrepancies were noticed during these audits.

r. Outstanding global depository receipts or American depository receipts or warrants or any convertible instruments, conversion date and likely impact on Equity:

As on date, the Company has not issued GDR/ADR/Warrants or any convertible instruments.

s. Commodity price risk or foreign exchange risk and hedging activities:

Not Applicable

t. Plant Locations & Address for Correspondence:

Goldiam International Limited, Gems & Jewellery Complex, MIDC, SEEPZ, Andheri (E), Mumbai - 400 096.

u. COMPLIANCE CERTIFICATE OF STATUTORY AUDITORS:

The Statutory Auditors have certified that the Company has complied with the conditions of the Corporate Governance as stipulated in Chapter IV of SEB (Listing Obligations and Disclosure Requirements) Regulations 2015 and same is annexed to this Report.

8. CODE OF CONDUCT:

The Board has adopted a Code of Conduct for Directors, Senior Management and other Employees of the Company. The Code of Conduct is available on the website of the Company www.goldiam.com.

Declaration Regarding Code of Conduct

I, Rashesh M. Bhansali, in my capacity as the Managing Director of Goldiam International Limited, hereby confirm that all members of the Board of Directors and Senior Management Personnel of the Company have affirmed their compliance with the code of conduct of the Company in respect of the financial year 2016-2017

For GOLDIAM INTERNATIONAL LIMITED

RASHESH M. BHANSALI

Vice Chairman & Managing Director
(DIN: 00057931)

Mumbai: May 26, 2017

For and on behalf of the Board of Directors

Rashesh M. Bhansali

Vice Chairman & Managing Director

DIN: 00057931

Place : Mumbai

Date : May 26, 2017

MANAGING DIRECTOR AND CFO CERTIFICATION:

We, the undersigned, in our respective capacities as Managing Director and Chief Financial Officer (CFO) of Goldiam International Limited ("the Company"), to the best of our knowledge and believe certify that:

- (a) We have reviewed financial statements and the cash flow statement for the year ended March 31, 2017 and that to the best of our knowledge and belief, we state that:
 - (i) these statements do not contain any materially untrue statement or omit any material fact or contain statements that might be misleading;
 - (ii) these statements together present a true and fair view of the company's affairs and are in compliance with existing accounting standards, applicable laws and regulations.
- (b) We further state that to the best of our knowledge and belief, there are no transactions entered into by the Company during the year which are fraudulent, illegal or violative of the Company's code of conduct.
- (c) We are responsible for establishing and maintaining internal controls and for evaluating the effectiveness of the same over the financial reporting of the Company and have disclosed to the auditors and the Audit Committee, deficiencies in the design or operation of such internal controls, if any, of which we are aware and the steps we have taken or purpose to take to rectify these deficiencies.
- (d) We have indicated to the auditors and the Audit Committee that there are
 - (i) no significant changes in internal control over financial reporting during the year;
 - (ii) no significant changes in accounting policies during the year and that the same have been disclosed in the notes to the financial statements; and
 - (iii) no instances of significant fraud of which we have become aware and the involvement therein, if any, of the management or an employee having a significant role in the company's internal control system over financial reporting.

For GOLDIAM INTERNATIONAL LIMITED

Mumbai
May 26, 2017

Rashesh M. Bhansali
Vice Chairman & Managing Director

Darshana Patel
Chief Financial Officer

AUDITORS' CERTIFICATE ON CORPORATE GOVERNANCE

To,
The Members of
Goldiam International Limited
Mumbai.

We have examined the compliance of conditions of Corporate Governance by Goldiam International Limited, for the year ended March 31, 2017 as stipulated in Regulations 17, 18, 19, 20, 21, 22, 23, 24, 25, 26, 27 and clauses (b) to (i) of sub-regulation (2) of regulation 46 and para C,D and E of Schedule V of the Securities and Exchange Board of India (Listing Obligations and Disclosure Requirements) Regulation, 2015.

The compliance of conditions of Corporate Governance is the responsibility of the Management. Our examination was limited to a review of the procedures and implementation thereof, adopted by the Company for ensuring the compliance of the conditions of Corporate Governance. It is neither an audit nor an expression of opinion on the financial statements of the Company.

In our opinion and to the best of our information, according to the explanations given to us and the representation made by management, we certify that the Company has complied with the conditions of the Corporate Governance as stipulated in the Securities and Exchange Board of India (Listing Obligations and Disclosure Requirements) Regulation, 2015.

We further state that such compliance is neither an assurance as to the future viability of the Company nor the efficiency or effectiveness with which the Management has conducted the affairs of the Company.

For Pulindra Patel & Co.
Chartered Accountants
ICAI FRN No. 115187W

Place: Mumbai
Date: May 26, 2017

PULINDRA M. PATEL
Proprietor
Membership No. 48991

INDEPENDENT AUDITORS' REPORT

To the Members of GOLDIAM INTERNATIONAL LIMITED

Report on the Financial Statements

We have audited the accompanying financial statements of GOLDIAM INTERNATIONAL LIMITED ("the Company"), which comprise the Balance Sheet as at March 31, 2017, and the Statement of Profit and Loss and Cash Flow Statement for the year then ended, and a summary of significant accounting policies and other explanatory information.

Management's Responsibility for the Financial Statements

The Company's Board of Directors is responsible for the matters stated in Section 134 (5) of the Companies Act, 2013 ("The Act") with respect to the preparation of these standalone financial statements that give a true and fair view of the financial position, financial performance and cash flows of the Company in accordance with accounting principles generally accepted in India, including the Accounting Standards prescribed under section 133 of the Act, read with Rule 7 of the Companies (Accounts) Rules, 2014. This responsibility also includes maintenance of adequate accounting records in accordance with the provisions of the Act for safeguarding of the assets of the Company and for preventing and detecting frauds and other irregularities; selection and application of appropriate accounting policies; making judgments and estimates that are reasonable and prudent; and design, implementation and maintenance of adequate internal financial controls, that were operating effectively for ensuring the accuracy and completeness of the accounting records, relevant to the preparation and presentation of the financial statements that give a true and fair view and are free from material misstatement, whether due to fraud or error.

Auditor's Responsibility

Our responsibility is to express an opinion on these standalone financial statements based on our audit.

We have taken into account the provisions of the Act, the accounting and auditing standards and matters which are required to be included in the audit report under the provisions of the Act and the Rules made there under.

We conducted our audit in accordance with the Standards on Auditing specified under Section 143(10) of the Act. Those Standards require that we comply with ethical requirements and plan and perform the audit to obtain reasonable assurance about whether the financial statements are free from material misstatement.

An audit involves performing procedures to obtain audit evidence about the amounts and the disclosures in the financial statements. The procedures selected depend on the auditor's judgment, including the assessment

of the risks of material misstatement of the financial statements, whether due to fraud or error. In making those risk assessments, the auditor considers internal financial control relevant to the Company's preparation of the financial statements that give a true and fair view in order to design audit procedures that are appropriate in the circumstances. An audit also includes evaluating the appropriateness of the accounting policies used and the reasonableness of the accounting estimates made by the Company's Directors, as well as evaluating the overall presentation of the financial statements.

We believe that the audit evidence we have obtained is sufficient and appropriate to provide a basis for our audit opinion on the standalone financial statements.

Opinion

In our opinion and to the best of our information and according to the explanations given to us, the aforesaid standalone financial statements give the information required by the Act in the manner so required and give a true and fair view in conformity with the accounting principles generally accepted in India, of the state of affairs of the Company as at 31st March, 2017, and its profit and its cash flows for the year ended on that date.

Report on Other Legal and Regulatory Requirements

1. As required by the Companies (Auditor's Report) Order, 2016 ("the Order") issued by the Central Government of India in terms of sub-section (11) of section 143 of the Companies Act, 2013, we give in "Annexure B" a statement on the matters specified in paragraph 3 and 4 of the Order to the extent applicable.
2. As required by section 143 (3) of the Act, we report that:
 - (a) We have sought and obtained all the information and explanations which to the best of our knowledge and belief were necessary for the purpose of our audit;
 - (b) In our opinion proper books of account as required by law have been kept by the Company so far as appears from our examination of those books.
 - (c) The Balance Sheet, Statement of Profit and Loss, and Cash Flow Statement dealt with by this Report are in agreement with the books of account.
 - (d) In our opinion, the aforesaid standalone financial statements comply with the Accounting Standards specified under section 133 of the Companies Act, 2013, read with Rule 7 of the Companies (Accounts) Rules 2014.

- (e) On the basis of written representations received from the directors as on March 31, 2017, and taken on record by the Board of Directors, none of the directors is disqualified as on March 31, 2017, from being appointed as a director in terms of section 164 (2) of the Companies Act, 2013.
- (f) With respect to the adequacy of the internal financial controls over financial reporting of the Company and the operating effectiveness of such controls, refer to our separate Report in 'Annexure A'. Our report expresses an unmodified opinion on the adequacy and operating effectiveness of the Company's internal financial controls over financial reporting.
- (g) With respect to the other matters to be included in the Auditor's Report in accordance with Rule 11 of the Companies (Audit and Auditors) Rules, 2014, in our opinion and to the best of our information and according to explanations given to us :
- i) The company has disclosed the impact of pending litigations on its financial position in its financial position in its standalone financial statements – refer Note 23 (b) to the standalone financial statements.
- ii) The Company has made provision, as required under the applicable law or accounting standard for material foreseeable losses on long term contracts including derivative contracts.
- iii) There has been no delay in transferring amounts, required to be transferred, to the Investor Education and Protection fund by the company.

**For Pulindra Patel & Co.
Chartered Accountants
FRN No. 115187W**

**Pulindra Patel
Proprietor
Membership No. 48991**

Place : Mumbai
Date : 26th May, 2017

INDEPENDENT AUDITORS' REPORT ON CASH TRANSACTION AS PER MINISTRY OF COMPANY AFFAIRS NOTIFICATION DATED 30th MARCH, 2017:

To the Members of GOLDIAM INTERNATIONAL LIMITED

The company has provided requisite disclosures in its standalone financial statements as to holdings as well as dealings in specified Bank notes during the period from 8th November, 2016 to 30th December, 2016 and these are in accordance with the books of accounts maintained by the company. Refer to Note 35 to the standalone financial statements.

**For Pulindra Patel & Co.
Chartered Accountants
FRN No. 115187W**

**PULINDRA M. PATEL
Proprietor
Membership No. 48991**

Place: Mumbai
Date: 26th May, 2017

ANNEXURE (A) TO THE INDEPENDENT AUDITOR'S REPORT

[Referred to in paragraph 1 under 'Report on Other Legal and Regulatory Requirements' in the Independent Auditor's Report of even date to the members of Goldiam International Limited on the standalone financial statements for the year ended 31st March, 2017]

1. (a) The Company has maintained proper records showing full particulars, including quantitative details and situation of fixed assets.
- (b) All fixed assets have been physically verified by the management in a phased periodical manner, which in our opinion is reasonable having regard to the size of the Company and the nature of its assets. According to the information and explanations given to us, no material discrepancies were noticed on such verification.
- (c) As per the information and explanations given to us, the immovable properties owned by the company are held in the name of the company. In respect of immovable property taken on lease and disclosed as fixed assets in standalone financial statements, the lease agreement is in the name of the Company.
2. The Inventories have been physically verified during the year by the management. In our opinion, frequency of verification of inventory is reasonable. There are no material discrepancies noticed by the management.
3. According to the information and explanations given to us, the company has not granted any loans secured or unsecured to companies, firms Limited Liability Partnerships or other parties covered in the register maintained under section 189 of the Companies Act. Accordingly, the provisions of clause 3(iii) (a), (b.) and (c) of the Order are not applicable to the Company and hence not commented upon.
4. As per the information and explanations provided to us, there is no loans, investments, guarantees and securities given by the company, except guarantee provided to wholly owned subsidiary to which provisions of section 185 of the Companies Act, 2013 do not apply.
5. In our opinion and according to the information and explanations given to us, the Company has not accepted any deposits from the public within the provisions of Section 73 to 76 of the Companies Act, 2013 and the rules framed there under.
6. We have broadly reviewed the cost records maintained by the Company pursuant to the Companies (Cost Records and Audit) Rules, 2014 prescribed by the Central Government under sub-section (1) of Section 148 of the Companies Act, 2013 and are of the opinion that prima facie the

prescribed cost records have been so made and maintained. We have, however, not made a detailed examination of the cost records with a view to determine whether they are accurate or complete.

7. a) According to the information and explanations given to us and on the basis of the examination of the books of account, the Company has been regular in depositing undisputed statutory dues including Provident Fund, Investor Education and Protection Fund, Employees' State Insurance, Income-tax, Sales- tax, Service tax, Value Added Tax Customs Duty, Excise Duty, and other statutory dues applicable to it with the appropriate authorities.
- b) According to the information and explanations given to us, no undisputed amounts payable in respect of Provident Fund, Investor Education and Protection Fund, Employees' State Insurance, Income tax, Sales tax, Service tax, Customs Duty, Excise Duty and other undisputed statutory dues were outstanding, at the year end for a period of more than six months from the date they became payable.

According to the records of the Company, disputed Municipal Property Tax together with Penalty not deposited on account of dispute are as follows.

Name of Statute / Description	Amount ₹ in lakhs	Period to which the amount relates	Forum where dispute is pending
Property Tax	136.97	1997-98	Bombay High Court

8. Based on our audit procedures and on the information and explanations given by the management, we are of the opinion that the company has not defaulted in repayment of loans or borrowings to banks. The Company does not have any borrowings by way of debentures.
9. The Company has not raised money by way of initial public offer including debt instruments during the year and did not have any term loans outstanding during the year.
10. During the course of our examination of the books and records of the Company, carried out in accordance with the generally accepted auditing practice in India, and according to the information and explanations given by the management, we report that no fraud by the Company or any fraud on the Company by its officers or employees has been noticed or reported during the course of our audit.

11. As per the information and explanations given to us the managerial remuneration has been paid or provided in accordance with the requisite approvals mandated by the provisions of section 197 read with schedule V of the Companies Act, 2013.
12. As per the information and explanations given to us the company is not a Nidhi Company.
13. As per the information and explanations given to us the company all transactions with the related parties are in compliance with section 177 and 188 of the Companies Act, 2013 where applicable and details have been disclosed in the Standalone Financial Statements, etc., as required by the applicable accounting standards.
14. As per the information and explanations given to us, the company has not made any preferential allotment or private placement of shares or fully or partly convertible debentures during the year review.
15. As per the information and explanations given to us, the company has not entered into any non- cash transactions with the directors or persons connected with him.
16. As per the information and explanations given to us, the company is not required to get it registered under section 45-IA of the Reserve Bank of India Act, 1934.

For Pulindra Patel & Co.
Chartered Accountants
FRN No.115187W

(Pulindra Patel)

Proprietor

Place : Mumbai

Date : 26th May, 2017

Membership No. 048991

ANNEXURE 'B' TO THE INDEPENDENT AUDITOR'S REPORT

REFERRED TO IN PARAGRAPH 1(F) OF EVEN DATE ON THE STANDALONE FINANCIAL STATEMENTS OF GOLDIAM INTERNATIONAL LIMITED:

Report on the Internal Financial Controls under Clause (i) of Sub-section 3 of Section 143 of the Companies Act, 2013 ("the Act")

We have audited the internal financial controls over financial reporting of Goldiam International Limited ("the Company") as of March 31, 2017 in conjunction with our audit of the financial statements of the Company for the year ended on that date.

Management's Responsibility for Internal Financial Controls

The Company's management is responsible for establishing and maintaining internal financial controls based on the internal control over financial reporting criteria established by the Company considering the essential components of internal control stated in the Guidance Note on Audit of Internal Financial Controls Over Financial Reporting issued by the Institute of Chartered Accountants of India.

These responsibilities include the design, implementation and maintenance of adequate internal financial controls that were operating effectively for ensuring the orderly and efficient conduct of its business, including adherence to company's policies, the safeguarding of its assets, the prevention and detection of frauds and errors, the accuracy and completeness of the accounting records, and the timely preparation of reliable financial information, as required under the Companies Act, 2013.

Auditors' Responsibility

Our responsibility is to express an opinion on the Company's internal financial controls over financial reporting based on our audit. We conducted our audit in accordance with the Guidance Note on Audit of Internal Financial Controls over Financial Reporting (the "Guidance Note") and the Standards on Auditing, to the extent applicable to an audit of internal financial controls, both issued by the Institute of Chartered Accountants of India. Those Standards and the Guidance Note require that we comply with ethical requirements and plan and perform the audit to obtain reasonable assurance about whether adequate internal financial controls over financial reporting was established and maintained and if such controls operated effectively in all material respects.

Our audit involves performing procedures to obtain audit evidence about the adequacy of the internal financial controls system over financial reporting and their operating effectiveness.

Our audit of internal financial controls over financial reporting included obtaining an understanding of internal financial controls over financial reporting, assessing the risk that a material weakness exists, and testing and evaluating the design and operating effectiveness of internal control based on the assessed risk. The procedures selected depend on the auditor's judgment, including the assessment of the risks of material misstatement of the financial statements, whether due to fraud or error.

We believe that the audit evidence, we have obtained is sufficient and appropriate to provide a basis for our adverse audit opinion on the Company's internal financial controls system over financial reporting.

Meaning of Internal Financial Controls over Financial Reporting:

A company's internal financial control over financial reporting is a process designed to provide reasonable assurance regarding the reliability of financial reporting and the preparation of financial statements for external purposes in accordance with generally accepted accounting principles. A company's internal financial control over financial reporting includes those policies and procedures that

- (1) pertain to the maintenance of records that, in reasonable detail, accurately and fairly reflect the transactions and dispositions of the assets of the company;
- (2) provide reasonable assurance that transactions are recorded as necessary to permit preparation of financial statements in accordance with generally accepted accounting principles, and that receipts and expenditures of the company are being made only in accordance with authorizations of management and directors of the company; and
- (3) provide reasonable assurance regarding prevention or timely detection of unauthorized acquisition, use, or disposition of the company's assets that could have a material effect on the financial statements.

Inherent Limitations of Internal Financial Controls Over Financial Reporting

Because of the inherent limitations of internal financial controls over financial reporting, including the possibility of collusion or improper management override of controls, material misstatements due to error or fraud may occur and not be detected. Also, projections of any evaluation of the internal financial controls over financial reporting to future periods are subject to the risk that the internal financial control over financial reporting may become inadequate because of changes in conditions, or that the degree of compliance with the policies or procedures may deteriorate.

Opinion

In our opinion, the Company has in all material respects, an adequate internal financial controls system over financial reporting and such internal financial controls over financial reporting were operating effectively as at March 31, 2017, based on the internal control over financial reporting criteria established by the Company considering the essential components of internal control stated in the Guidance Note on Audit of Internal Financial Controls Over Financial Reporting issued by the Institute of Chartered Accountants of India.

For **Pulindra Patel & Co.**
Chartered Accountants
FRN No. 115187W

PULINDRA M. PATEL
Proprietor
Membership No. 48991

Place: Mumbai
Date: 26th May, 2017

BALANCE SHEET AS AT 31ST MARCH, 2017

[₹ in lakhs]

	Notes No.	₹	As at 31.03.2017 ₹	As at 31.03.2016 ₹
I) EQUITY & LIABILITIES :				
1) SHAREHOLDERS' FUNDS :				
[a] SHARE CAPITAL	1	2,494.60		2,494.60
[b] RESERVES AND SURPLUS	2	17,388.24		16,274.91
[c] MONEY RECEIVED AGAINST SHARE WARRENTS		-		-
			19,882.84	18,769.50
2) SHARE APPLICATION MONEY PENDING ALLOTMENT			-	-
3) NON-CURRENT LIABILITIES				
[a] LONG - TERM BORROWINGS		-		-
[b] DEFERRED TAX LIABILITY (NET)	3	95.76		103.48
[c] OTHER LONG TERM LIABILITIES		-		-
[d] LONG - TERM PROVISIONS		-		-
			95.76	103.48
4) CURRENT LIABILITIES				
[a] SHORT TERM BORROWINGS	4	1,395.83		2,199.16
[b] TRADE PAYABLES	5	1,685.31		2,783.66
[c] OTHER CURRENT LIABILITIES	6	212.75		193.82
[d] SHORT - TERM PROVISIONS	7	111.35		271.21
			3,405.24	5,447.85
TOTAL ₹			23,383.84	24,320.83
II) ASSETS :				
1) NON - CURRENT ASSETS				
[a] PROPERTY, PLANT AND EQUIPMENT :				
(i) TANGIBLE ASSETS	8	1,520.22		1,571.91
(ii) INTANGIBLE ASSETS		64.88		57.55
(iii) CAPITAL WORK - IN - PROGRESS		183.07		164.11
(iv) INTANGIBLE ASSETS UNDER DEVELOPMENT		-		-
[b] NON - CURRENT INVESTMENT	9	3,111.70		3,416.16
[c] DEFERRED TAX ASSETS (NET)		-		-
[d] LONG - TERM LOANS & ADVANCES	10	19.75		20.84
[e] OTHER NON - CURRENT ASSETS		-		-
			4,899.62	5,230.57
2) CURRENT ASSETS				
[a] CURRENT INVESTMENT	11	9,227.41		7,424.99
[b] INVENTORIES	12	2,268.32		2,860.26
[c] TRADE RECEIVABLES	13	5,408.87		5,322.54
[d] CASH & BANK BALANCE	14	523.47		2,381.36
[e] SHORT - TERM LOANS & ADVANCES	15	1,056.15		1,101.11
[f] OTHER CURRENT ASSETS		-		-
			18,484.22	19,090.26
TOTAL ₹			23,383.84	24,320.83

SIGNIFICANT ACCOUNTING POLICIES

NOTES ON FINANCIAL STATEMENTS

1 to 43

As per our attached report of even date.

For and on behalf of the Board

For Pulindra Patel & Co.
Chartered Accountants
ICAI Firm Registration No. 115187W

Manhar R. Bhansali
Chairman
(DIN No. 00058699)

Rashesh M. Bhansali
Vice Chairman & Mg. Director
(DIN No. 00057931)

Pulindra M. Patel
Proprietor
Membership No.: 048991

Pankaj Parkhiya
Company Secretary

Darshana Patel
Chief Financial Officer

Place : Mumbai
Date : 26th May, 2017

Place : Mumbai
Date : 26th May, 2017

STATEMENT OF PROFIT AND LOSS ACCOUNT FOR THE YEAR ENDED 31ST MARCH, 2017

[₹ in lakhs]

	Notes No.	Current Year ₹	Previous Year ₹
I) REVENUE FROM OPERATIONS	16	13,842.20	13,185.46
II) OTHER INCOME	17	1,519.02	1,264.49
III) TOTAL REVENUE (I+II)		<u>15,361.22</u>	<u>14,449.95</u>
IV) EXPENSES :-			
COST OF MATERIALS CONSUMED	18	9,530.91	9,442.84
PURCHASE OF STOCK IN TRADE		1,407.74	1,661.92
CHANGES IN INVENTORIES OF FINISHED GOODS			
WORK-IN-PROGRESS AND STOCK-IN-TRADE	19	102.47	(249.80)
EMPLOYEE BENEFITS EXPENSES	20	271.16	287.14
FINANCE COSTS	21	49.02	52.21
DEPRECIATION, AMORTISATION AND IMPAIRMENT	8	184.76	194.99
OTHER EXPENSES	22	1,664.28	1,164.99
TOTAL EXPENSES ₹		<u>13,210.34</u>	<u>12,554.29</u>
V) PROFIT BEFORE TAX (III-IV)		<u>2,150.88</u>	<u>1,895.66</u>
VI) TAX EXPENSES			
- CURRENT TAX & PRIOR YEAR		459.31	370.02
- DEFERRED TAX LIABILITY		7.73	6.74
VII) PROFIT/(LOSS) FOR THE PERIOD ₹		<u>1,699.30</u>	<u>1,532.38</u>
VIII) EARNINGS PER EQUITY SHARE (Face Value ₹ 10) :			
Basic		6.81	6.14
Diluted		6.81	6.14

SIGNIFICANT ACCOUNTING POLICIES

NOTES ON FINANCIAL STATEMENTS

1 to 43

As per our attached report of even date.

For and on behalf of the Board

For Pulindra Patel & Co.
Chartered Accountants
ICAI Firm Registration No. 115187W

Manhar R. Bhansali
Chairman
(DIN No. 00058699)

Rashesh M. Bhansali
Vice Chairman & Mg. Director
(DIN No. 00057931)

Pulindra M. Patel
Proprietor
Membership No.: 048991

Pankaj Parkhiya
Company Secretary

Darshana Patel
Chief Financial Officer

Place : Mumbai
Date : 26th May, 2017

Place : Mumbai
Date : 26th May, 2017

CASH FLOW STATEMENT FOR THE YEAR ENDED 31st MARCH, 2017

PARTICULARS	(₹ in lakhs)	
	2016-17	2015-16
	₹	₹
A) CASH FLOW FROM OPERATING ACTIVITIES :		
NET PROFIT BEFORE TAX AND EXTRAORDINARY ITEMS		
ADJUSTMENT FOR :	2,150.88	1,895.66
Depreciation, Amortisation and Impairment	184.76	194.99
(Profit)/Loss on sale of Investment (Net)	(814.46)	(649.48)
Net gain on Capital Reduction of Joint Venture	(125.98)	-
Net unrealised foreign exchange (gain)/ loss	(41.37)	2.24
Revaluation Loss on Investments	(7.45)	(10.17)
(Profit)/Loss on sale of Assets	(0.46)	(5.07)
Dividend received	(119.84)	(218.92)
Interest Income	(226.11)	(144.51)
Finance Cost	49.02	52.21
	(1,101.89)	(778.71)
OPERATING PROFIT BEFORE WORKING CAPITAL CHANGES	1,048.99	1,116.95
ADJUSTMENT FOR :		
Trade receivable and other loans	(95.73)	2,934.33
Inventories	591.94	836.42
Trade Payable and other liabilities	(1,083.66)	(58.40)
	(587.45)	3,712.36
CASH GENERATED FROM OPERATIONS	461.54	4,829.30
Income Tax Paid (net)	(456.50)	(331.69)
	(456.50)	(331.69)
CASH FLOW BEFORE EXTRAORDINARY ITEMS	5.04	4,497.61
NET CASH FROM OPERATING ACTIVITIES	5.04	4,497.61
B) CASH FLOW FROM INVESTMENT ACTIVITIES :		
Purchase of Fixed Assets	(159.82)	(210.92)
Sale of Fixed Assets	0.93	30.16
Purchase of Investments	(5,087.10)	(4,601.50)
Sale of Investments	4,165.21	5,079.33
Capital Reduction of Joint Venture	371.82	-
Interest received	226.11	144.51
Dividend received	38.46	198.52
Dividend received from Subsidiary	81.38	20.40
NET CASH FROM/(USED IN) INVESTING ACTIVITIES	(363.02)	660.50
C) CASH FLOW FROM FINANCING ACTIVITIES :		
Repayment of Short Term Borrowing	(716.90)	(2,187.20)
Finance Cost	(49.02)	(52.21)
Dividend paid	(623.65)	(873.11)
Tax on dividend	(110.35)	(164.08)
NET CASH USED IN FINANCING ACTIVITIES	(1,499.92)	(3,276.60)
NET INCREASE/(DECREASE) IN CASH AND CASH EQUIVALENTS	(1,857.89)	1,881.51
CASH AND CASH EQUIVALENTS AS AT 01.04.2016	2,381.36	499.84
CASH AND CASH EQUIVALENTS AS AT 31.03.2017	523.47	2,381.36

Note :

- Figures in bracket represent cash outflow.
- Direct taxes paid are treated as arising from operating activities and are not bifurcated between Investing and financing activities.

As per our attached report of even date.

For and on behalf of the Board

For Pulindra Patel & Co.
Chartered Accountants
ICAI Firm Registration No. 115187W

Pulindra M. Patel
Proprietor
Membership No.: 048991

Place : Mumbai
Date : 26th May, 2017

Manhar R. Bhansali
Chairman
(DIN No. 00058699)

Pankaj Parkhiya
Company Secretary

Place : Mumbai
Date : 26th May, 2017

Rashesh M. Bhansali
Vice Chairman & Mg. Director
(DIN No. 00057931)

Darshana Patel
Chief Financial Officer

NOTES TO THE FINANCIAL STATEMENTS FOR THE YEAR ENDED 31st MARCH, 2017

SIGNIFICANT ACCOUNTING POLICIES:

A) BASIS OF PREPARATION OF ACCOUNTS :

The financial statements have been prepared and presented under historical cost convention on the accrual basis of accounting and comply with other pronouncements of the Institute of Chartered Accountants of India (ICAI), Accounting Standard prescribed under section 133 of The Companies Act, 2013 read with Rule 7 of the Companies (Accounts) Rules 2014 to the extent applicable. The Financial Statements have been prepared under historical cost convention on an accrual basis except in case of assets for which provision for impairment is made. Accounting policies have been consistently applied by the Company and are consistent with those used in the previous year.

B) USE OF ESTIMATES :

The preparation of financial statements in conformity with Generally Accepted Accounting Principles (GAAP) requires management to make estimates and assumptions that affect the reported amounts of assets and liabilities and disclosure of contingent liabilities at the date of financial statements and reported amounts of revenue and expenses for the year. Although these estimates are based upon management's best knowledge of current events and actions, actual results could differ from these estimates. Difference between the actual results and estimates are recognised in the period in which the results are known / materialised.

C) FIXED ASSETS:

PROPERTY PLANT AND EQUIPMENT :

i) Tangible Assets :

Fixed Assets are stated at cost (Net of VAT wherever applicable) less accumulated depreciation and impairments, if any. Cost comprises the purchase price and any attributable costs of bringing the asset to its working condition for intended use. They are stated at historical cost.

Machinery spares which can be used only in connection with a particular item of fixed asset and the use of which is irregular, are capitalised at cost net of VAT credit, wherever applicable.

ii) Intangible Assets :

Intangible Assets are stated at cost of acquisition net of recoverable taxes less accumulated amortisation / depletion and impairment loss, if any. The cost comprises purchase price, and any cost directly attributable to bringing the asset to its working condition for the intended use.

iii) Capital work in progress is stated at the amount expended upto the date of Balance sheet.

D) IMPAIRMENT OF ASSETS :

- i) At each Balance Sheet date, the Company determines whether a provision should be made for impairment loss on fixed assets by considering the indications that an impairment loss may have occurred in accordance with Accounting Standard (AS)-28 "Impairment of Assets".
- ii) After Impairment, depreciation is provided on the revised carrying amount of the assets.
- iii) A previously recognized impairment loss is increased or reversed depending on changes in circumstances. However, the carrying value after reversal is not increased beyond the carrying value that would have prevailed by charging usual depreciation if no impairment loss had been recognized.

E) DEPRECIATION:

Tangible Assets :

Depreciation on Fixed Assets is provided on "Written Down Value" method and at the rates prescribed under Schedule II of the Companies Act, 2013. Depreciation on addition to fixed assets is provided on prorata basis from the date of acquisition or installation. Depreciation on assets sold, discarded, demolished or scrapped, is provided up to the date on which the said asset is sold, discarded, demolished or scrapped.

Intangible Assets :

Expenditure on Computer software is amortised on straight line method over the period of expected benefit not exceeding five years.

Gains or losses from derecognition of intangible assets are measured as the difference between the net disposal proceeds and the carrying amount of the asset and are recognised in the Statement of Profit and Loss when the asset is derecognised.

F) INVESTMENTS:

- i) Investments that are intended to be held for more than a year from the date of acquisition and those having fixed maturity period of more than a year are classified as long-term Investments and are stated at cost. Provision for diminution in value of long-term investments are made, if the diminution in value is other than temporary. However, that part of long term investments which are expected to be realized within twelve months from the Balance Sheet date is presented under "Current Investments".
- ii) Current investments are valued at cost or market value, whichever is lower, on scrip wise basis.
- iii) On disposal of an investment, the difference between the carrying amount and the net disposal proceeds is recognised in the Statement of Profit and Loss.
- iv) Reclassification of investments are made at the lower of cost and fair value at the date of transfer wherever available.

G) INVENTORIES:

- i) Raw materials are valued at cost or net realisable value, whichever is lower on First In First Out (FIFO) basis.
- ii) Stores and Spares are valued at cost on First In First Out (FIFO) basis.
- iii) Work in progress, manufactured finished goods and traded goods are valued at lower of cost and net realisable value. Cost of work in progress and manufactured finished goods comprises of direct material, cost of conversion and other costs incurred in bringing these inventories to their present location and condition. Trading goods are valued at cost or net realisable value, whichever is lower. Net realisable value is the estimated selling price in the ordinary course of business, less estimated costs necessary to make the sale.
- iv) Inventories of cut and polished diamonds are valued at cost or market price whichever is lower based on the valuation report obtained from Government approved valuer.

H) FOREIGN CURRENCY TRANSACTIONS:

- a) Investment in foreign subsidiaries and Joint venture are recorded at the exchange rate prevailing on the date of making the investment.
- b) Monetary Assets (including bank account maintained in foreign currency) except those which are covered by forward exchange contracts and monetary liabilities, i.e. items to be received or paid in foreign currency, are stated at the exchange rates prevailing on the date of Balance Sheet. In case of transactions which are covered by forward exchange contracts, the difference between the forward rate and the spot rate is recognised as income or expense over the life of contracts. Realised gains and losses on foreign currency transactions are recognised in the Profit & Loss Account.
- c) Transactions denominated in foreign currencies current assets (including bank account maintained in foreign currency) and current liabilities (including bank loans taken in foreign currency), i.e. items to be received or paid in foreign currency, are stated at the exchange rates prevailing on the date of the Balance Sheet.
- d) Monetary items which are covered by forward exchange contracts, the difference between the year end rate and rate on the date of the contract is recognised as exchange difference and is recognised over the life of the contract.
- e) The Company uses foreign exchange forward contracts to hedge its exposure to movements in foreign exchange rates. These foreign exchange forward contracts are not used for trading or speculation purpose. Any profit or loss arising on cancellation or renewal of foreign exchange forward contracts is recognised as income or expense for the year. In respect of foreign currency option which are entered into to hedge highly probable forecasted transactions, the cost of these contracts, if any, is expensed over the period of the contract. Any profit or loss arising on settlement or cancellation of currency options is recognised as income or expense for the period in which settlement or cancellation takes place. The effect of these currency option contracts outstanding at the year-end, in the form of unrealised gains/losses, is recognised.

I) RECOGNITION OF INCOME AND EXPENDITURE :

Revenues/Incomes and Costs/Expenditures are generally accounted on accrual basis as they are earned or incurred.

SALES :

Revenue is recognised when the significant risks and rewards of ownership to the goods is passed to the buyer.

Domestic sales are accounted on dispatch of products to customers and Export sales (Net of Returns) are accounted on the basis of dates of Airway Bills. Domestic Sales are disclosed net of Value Added Tax and returns as applicable.

DIVIDEND :

Revenue is recognised when the right to receive is established.

INTEREST:

Interest income is recognised on a time proportion basis taking into account the amount outstanding and the rate applicable.

J) EMPLOYEE BENEFITS :

a) Short-term employee benefits :

All employee benefits payable within twelve months of receiving employee services are classified as short-term employee benefits. These benefits include salaries and wages, bonus and ex-gratia.

b) Defined Contribution Plan :

Defined Benefit plans of the company comprise gratuity, provident fund and pension plans.

Employee benefits in the form of contribution to Provident Fund managed by Government authorities, Employees State Insurance Corporation and Labour Welfare Fund are considered as defined contribution plan and the contributions are charged to the Profit and Loss Account of the year when the contributions to the respective funds are due.

c) Defined Benefit Plan :

Retirement benefit in the form of Gratuity benefit is considered as defined benefit obligation and is provided for on the basis of an actuarial valuation.

Gratuity :

The Company has an obligation towards gratuity, a defined benefit retirement plan covering eligible employees. The plan provides for payment to vested employees at retirement, death while in employment or on termination of employment of an amount based on the respective employee's salary and the tenure of employment. Vesting occurs upon completion of given years of service. The Company makes payment to group gratuity policy issued by Life Insurance Corporation of India for certain employees.

Actuarial Valuation :

The liability in respect of defined plans, is accrued in the books of account on the basis of actuarial valuation carried out using the Projected Unit Credit Method, which recognises each year of service as giving rise to additional unit of employee benefit entitlement and measures each unit separately to build up the final obligation. The obligation is measured at the present value of benefit plans, based on the market yields as at the Balance Sheet date, having maturity periods approximating to the terms of related obligations. Actuarial gains and losses are recognised immediately in the Profit and Loss Account.

K) RESEARCH AND DEVELOPMENT EXPENDITURE:

Revenue expenses on Research & Development are charged to the Profit & Loss Account in the year in which these are incurred. Capital expenditure is taken as addition to the fixed assets.

L) BORROWING COST

Financial Income and borrowing costs include interest income on bank deposits and interest expense on loans recognised when the right to receive the payment is established.

M) EARNING PER SHARE

Basic earnings per share are calculated by dividing the net profit or loss for the year attributable to equity shareholders by the weighted average number of equity shares outstanding during the year. For the purpose of calculating diluted earnings per share, the net profit or loss attributable to equity shareholders and the weighted average number of shares outstanding during the year are adjusted for the effects of all dilutive potential equity shares.

N) PROVISION FOR CURRENT AND DEFERRED TAX :

Tax expense comprises of Current and Deferred tax.

Provision for current tax including wealth tax has been made in accordance with the direct tax laws prevailing for the relevant assessment years.

Deferred Income tax reflects the impact of current year timing differences between taxable income/losses and accounting income for the year and reversal of timing differences of earlier years. Deferred tax is measured on the tax rates and tax laws enacted or substantively enacted as at the Balance Sheet date. Deferred tax assets are recognized only to the extent that there is reasonable certainty that sufficient future taxable income will be available against which such deferred tax assets can be realized. In respect of carry forward losses deferred tax assets are recognised only to the extent there is virtual certainty that sufficient future taxable income will be available against which such losses can be setoff.

O) SEGMENT REPORTING :

Identification of Segment

The Company has identified Two Reportable Segments viz. Jewellery Manufacturing and Investment Activity. Segments have been identified and reported taking into account nature of products and services, the different risks and returns and the internal business reporting systems.

The Company has two business segments viz. Jewellery Manufacturing and Investment Activity.

P) PROVISIONS/ CONTINGENCIES :

A Provision is created when an enterprise has a present obligation as a result of past event that probably requires an outflow of resources and a reliable estimate can be made of the amount and it is probable that an outflow of resources will be required to settle the obligation. A disclosure for Contingent Liability is made when there is a possible obligation or a present obligation that may, but probably will not, require an outflow of resources. When there is a possible obligation or a present obligation in respect of which the likelihood of outflow of resources is remote, no provision or disclosure is made.

The Company does not recognise assets which are of contingent nature until there is virtual certainty of reliability of such assets. However, if it has become virtual certain that an inflow of economic benefits will arise, assets and related income are recognised in the financial statements of the period in which the change occurs.

		(₹ in lakhs)	
Particulars	As at 31.03.2017 ₹	As at 31.03.2016 ₹	
1 SHARE CAPITAL :			
AUTHORISED CAPITAL			
31000000 Equity Shares of ₹ 10/- each	3,100.00	3,100.00	
(Previous year 31000000 Equity Shares of ₹ 10/- each)	<u>3,100.00</u>	<u>3,100.00</u>	
Issued Capital			
24945996 Equity Shares of ₹ 10/- each	2,494.60	2,494.60	
(Previous Year 24945996 Equity Shares of ₹ 10/- each.)	<u>2,494.60</u>	<u>2,494.60</u>	
Subscribed and Paid up Capital			
24945996 Equity Shares of ₹ 10/- each	2,494.60	2,494.60	
(Previous Year 24945996 Equity Shares of ₹ 10/- each)	<u>2,494.60</u>	<u>2,494.60</u>	
TOTAL	<u>2,494.60</u>	<u>2,494.60</u>	
1.01 Reconciliation of the number of shares and amount outstanding at the beginning and at the end of the reporting period:			
Details to be given for each class of shares separately for Issued, Subscribed and fully paid up and Subscribed but not fully paid up, as applicable.			
Particulars	31.03.2017	31.03.2016	
Equity shares with voting rights :			
At the beginning of the year			
- Number of shares	24945996	24945996	
- Amount (₹) in lakhs	2,494.60	2,494.60	
Add : Addition during the year :			
- Number of shares	-	-	
- Amount (₹) in lakhs	-	-	
Less : Deduction During the year :			
- Number of shares	-	-	
- Amount (₹) in lakhs	-	-	
Year ended 31 March, 2017 :			
- Number of shares	24945996	24945996	
- Amount (₹) in lakhs	2,494.60	2,494.60	
Equity shares with differential voting rights			
Year ended 31 March, 2017	-	-	
Year ended 31 March, 2016	-	-	

Goldiam International Limited

1.02 Details of shares held by each shareholder holding more than 5% shares:

Class of shares / Name of shareholder	As at 31 March, 2017		As at 31 March, 2016	
	Number of shares held	% holding in that class of shares	Number of shares held	% holding in that class of shares
Equity shares with voting rights				
Mr. Manhar Bhansali	7103428	28.48%	7103428	28.48%
Mr. Rashesh Bhansali	6000000	24.05%	6000000	23.65%
M/s Diajewel N.V.	2700000	10.82%	2700000	10.82%
Equity shares with differential voting rights	-	-	-	-

1.03 Aggregate number and class of shares allotted as fully paid up pursuant to contract(s) without payment being received in cash, bonus shares and shares bought back for the period of 5 years immediately preceding the Balance Sheet date:

Particulars	As at 31.03.2017 ₹	As at 31.03.2016 ₹
(₹ in lakhs)		
Equity shares with voting rights		
Fully paid up pursuant to contract(s) without payment being received in cash	-	-
Fully paid up by way of bonus shares	-	-
Shares bought back	-	-
Equity shares with differential voting rights		
Fully paid up pursuant to contract(s) without payment being received in cash	-	-
Fully paid up by way of bonus shares	-	-
Shares bought back	-	-

Particulars	As at 31.03.2017 ₹	As at 31.03.2016 ₹
(₹ in lakhs)		
2 RESERVES AND SURPLUS :		
1. Capital Redemption Reserve :		
As per last Balance Sheet	208.68	208.68
2. Capital Reserve Account		
As per last Balance Sheet	479.70	479.70
3. General Reserve		
As per last Balance Sheet	5,055.38	5,055.38
Add : Transferred for profit & loss account	-	-
	5,055.38	5,055.38
4. Surplus in the Statement of Profit & Loss Account		
As Per last Balance Sheet	10,531.14	9,745.22
Add : Net Profit after tax transferred from Statement of Profit and Loss	1,699.30	1,532.38
	12,230.44	11,277.60
Less: Appropriations		
- Interim Dividend	498.92	498.92
- Proposed Dividend	-	124.73
- Tax on Interim Dividend	87.04	97.42
- Tax on Proposed Dividend	-	25.39
Amount available for appropriation	11,644.48	10,531.14
TOTAL	17,388.24	16,274.91

		(₹ in lakhs)	
		As at 31.03.2017	As at 31.03.2016
Particulars		₹	₹
3	DEFERRED TAXES :		
	Deferred Tax Liabilities :		
i)	Relating to Depreciation, Amortisation and Impairment	97.31	105.05
		<u>97.31</u>	<u>105.05</u>
	Less : Deferred Tax Assets :		
ii)	relating to Employee Benefits & Provision thereof	1.55	1.57
ii)	relating to Depreciation, amortisation and Impairment	-	-
		<u>1.55</u>	<u>1.57</u>
	TOTAL	<u>95.76</u>	<u>103.48</u>
4	SHORT TERM BORROWINGS :		
(a)	Loans repayable on demand :		
4.01	Packing Credit In Foreign Currency With Citibank	-	662.55
	Post Shipment Credit In Foreign Currency With Citi Bank N.A.	649.43	342.05
4.02	(Secured by Pledge on investments in Fixed Maturity Plans (FMP)/Debt Funds through Citi Bank N.A. and Deemad Promissory Note of ₹ 2500.00 lakhs and Letter of Continuity)		
	Particulars	Unit	
	Franklin India Corporate Bond Opportunities Fund-Growth	5,874,265.618	
	Franklin India Short Term Income Plan -Retail Plan-Growth	38,341.180	
	Franklin India Treasury Management Account Super Institutional Plan-Growth	2,278.340	
	ICICI Prudential Liquid - Regular Plan - Growth	237,875.542	
4.03	Preshipment Credit in Foreign Currency with HSBC Bank	70.62	500.89
	Post Shipment Credit in Foreign Currency with HSBC Bank Ltd	675.78	492.72
4.04	(Secured by Pledge of Mutual Funds/Bonds through HSBC Bank and Deemad Promissory Note of ₹ 2500.00 lakhs)		
	Birla Sun Life Savings Fund - Growth - Regular Plan	186266.528	
	ICICI Prudential Flexible Income - Regular Plan - Growth	537293.105	
	Birla Sun Life Dynamic Bond Fund - Retail - Growth - Regular Plan (Lien upto 22.03.2017)	2526145.607	
4.05	Preshipment Credit in Foreign Currency with Kotak Bank	-	200.95
	Particulars	Unit	
	8.40% Indian Railway Finance Corporation Ltd. SR -92 BD 18FB29	20000.000	
	Kotak FMP Series 172-Growth- Regular Plan	200000.000	
	Infosys Ltd. (Lien upto 21/06/2016)	20000.000	
	Reliance Capital Builder Fund- Series a-Growth Plan (Lien upto 27/03/2017)	1000000.000	
	Kotak FMP Series 172-Growth- Regular Plan (Lien upto 30/03/17)	1000000.000	
	ICICI Prudential Value Discovery Fund-Growth (Lien upto 29/03/2017)	142423.092	
	ICICI Prudential Income Regular Plan Growth (Lien upto 29/03/2017)	456939.193	
		<u>1,395.83</u>	<u>2,199.16</u>

4.07 Details of term of repayment and rate of interest are as set out below :

Type of Loan	Rate of Interest	Maturity Period
Pre-shipment credit in foreign currency	2.44%	Jul-17
Post shipment credit in foreign currency	2.35% to 3.19%	Jun-17 to Sep-17

(₹ in lakhs)

Particulars	As at 31.03.2017 ₹	As at 31.03.2016 ₹
5 TRADE PAYABLES :		
Due to Micro, Small and Medium Enterprises	14.18	15.48
Others	<u>1,671.12</u>	<u>2,768.18</u>
	1,685.31	2,783.66
TOTAL	<u>1,685.31</u>	<u>2,783.66</u>

6 OTHER CURRENT LIABILITIES :

Other payables :

a) Statutory dues payable	10.98	9.92
b) Salaries due to director	6.68	-
c) Other liabilities (including Expenses and Others)	123.38	118.49
d) Trade / Security Deposits	0.50	0.50
e) Advance received from clients	25.96	29.07
f) Unclaimed dividend (*)	45.25	35.84
TOTAL	<u>212.75</u>	<u>193.82</u>

(*) Amount to be transferred to the Investor education and protection fund shall be determined on the respective due dates.

6.01 DETAILS OF DUES TO MICRO, SMALL AND MEDIUM ENTERPRISES :

(i) The principal amount and the interest due thereon (to be shown separately) remaining unpaid to any supplier as at the end of each accounting year.	14.18	15.48
(ii) The amount of interest paid by the buyer in terms of Section 16 of the Micro, Small and Medium Enterprises Development Act, 2006, along with the amounts of the payment made to the supplier beyond the appointed day during each accounting year.	Nil	Nil
(iii) The amount of interest due and payable for the period of delay in making payment (which have been paid but beyond the appointed day during the year) but without adding the interest specified under Micro, Small and Medium Enterprises Development Act, 2006	Nil	Nil
(iv) The amount of interest accrued and remaining unpaid at the end of each accounting year.	Nil	Nil
(v) The amount of further interest remaining due and payable even in the succeeding year, until such date when the interest dues as above are actually paid to the small enterprise for the purpose of disallowance as a deductible expenditure under Section 23 of the Micro, Small and Medium Enterprises Development Act, 2006	Nil	Nil

Particulars	(₹ in lakhs)	
	As at 31.03.2017 ₹	As at 31.03.2016 ₹
7 SHORT - TERM PROVISIONS :		
(a) Provision for employee benefits:		
(i) Provision for gratuity (net) (Refer Note 20.2)	12.43	32.80
(ii) Provision for Leave Salary	4.47	4.62
	16.89	37.42
(b) Provision - Others:		
(i) Provision for tax (net of advance tax ₹ 668.03 Lakhs as at 31st March, 2016 ₹ 558.42 Lakhs)	94.46	83.67
(ii) Proposed Dividend	-	124.73
(iii) Provision for Tax on Proposed Dividend	-	25.39
	94.46	233.79
TOTAL	111.35	271.21

8 PROPERTY, PLANT AND EQUIPMENT :

Description	TANGIBLE ASSETS							TOTAL	INTANGIBLE ASSETS	(₹ in lakhs)
	Factory Building	Office Premises	Furniture & Fixture	Plant And Equipment	Office Equipment	Vehicles	Computer Software			
GROSS CARRYING VALUE AT COST AS ON 1st APRIL, 2015	313.33	1,417.05	154.19	521.28	17.19	254.82	47.01	2,677.87		
Addition	-	0.08	1.65	3.25	2.32	163.24	26.40	170.54		
Deduction	-	-	-	20.84	-	124.67	-	145.51		
As At 31st March, 2016	313.33	1,417.14	155.84	503.70	19.51	293.39	73.41	2,702.91		
Addition	-	-	16.30	16.68	0.50	82.83	24.55	116.31		
Deduction	-	-	0.13	-	-	4.31	-	4.44		
As At 31st March, 2017	313.33	1,417.14	172.01	520.38	20.01	371.91	97.96	2,814.77		
DEPRECIATION / AMORTISATION	268.92	155.68	98.90	371.48	9.38	164.62	3.29	1,068.98		
Opening as on 1st April, 2015										
Charge for the year	4.01	61.40	15.96	34.96	4.43	61.69	12.56	182.43		
Deduction	-	-	-	19.54	-	100.88	-	120.43		
As At 31st March, 2016	272.92	217.08	114.85	386.89	13.81	125.43	15.86	1,130.99		
Charge for the year	3.65	58.41	10.29	26.39	2.78	66.01	17.22	167.54		
Deduction	-	-	-	-	-	3.98	-	3.98		
As At 31st March, 2017	276.57	275.49	125.14	413.29	16.59	187.47	33.08	1,294.55		
Net Carrying Value as at 31st March, 2016	40.41	1,200.06	40.99	116.80	5.70	167.96	57.55	1,571.91		
Net Carrying Value as at 31st March, 2017	36.77	1,141.64	46.87	107.09	3.42	184.44	64.88	1,520.22		

9 NON - CURRENT INVESTMENT

Particulars	No. of Shares Bonds Units	Face Value	As at 31.03.2017 ₹	No. of Shares Bonds Units	As at 31.03.2016 ₹
(Long Term Investments)					
TRADE:					
In Equity Shares of Subsidiary Company -					
Unquoted, fully paid up					
1) Diagold Designs Limited	2039658	10	468.39	2039658	468.39
2) Goldiam Jewellery Limited	1000000	10	100.00	1000000	100.00
3) Goldiam USA, Inc. (Face value of US\$ 0.01/- each)	200		72.00	200	72.00
OTHER THAN TRADE:					
In Equity Shares of Joint Venture Company - Unquoted, fully paid up					
Goldiam HK Limited (Face Value of HK\$ 1/-each)	5982725		81.95	5982725	327.78
In Equity Shares - Unquoted, fully paid up					
1) Sip Technologies Limited	1891	10	0.19	1891	0.19
2) Suashish Diamonds Ltd	-	-	-	1	0.00
OTHER THAN TRADE:					
In Equity Shares - Quoted, fully paid up					
1) Classic Diamonds (I) Ltd	5	2	0.00	5	0.00
2) Reliable Ventures Ltd	50000	10	12.40	50000	4.95
3) S B & T International Ltd	1	10	0.00	1	0.00
4) Shrenuj & Co Ltd	10	2	0.00	10	0.00
5) Titan Industries Ltd	20	1	0.00	20	0.00
6) Winsome Diamonds And Jewellery Ltd **	1	10	0.00	1	0.00
** Name change of Suraj Diamonds & Jewellery Ltd					
In Units of Mutual Fund - Quoted, fully paid up					
1) HDFC FMP 1184D January 2015 (1) Series 33 - Regular - Growth	1000000	10	100.00	1000000	100.00
2) Kotak FMP Series 172 - Growth (Regular Plan)	1200000	10	120.00	1200000	120.00
3) Kotak FMP Series 183 - Growth (Regular Plan)	2500000	10	250.00	2500000	250.00
4) UTI Fixed Term Income Fund - Series XXII - VI (1098 Days) - Growth Plan	4000000	10	400.00	4000000	400.00
In Units of Mutual Fund (Equity Fund) - Quoted, fully paid up					
1) Reliance Capital Builder Fund - Series A - Growth Plan	1000000	10	-	1000000	100.00
2) Reliance Capital Builder Fund II - Series B - Growth	2000000	10	-	2000000	200.00
In Bond - Quoted, fully paid up					
1) 8.20% Tax Free National Highways Authority of India 10Years Bond	7417	1000	74.17	7417	74.17
2) 8.10% Tax Free Housing and Urban Development Corporation Limited 10 Yrs Bond	8676	1000	86.76	8676	86.76
3) 8.40% Tax Free Indian Railway Finance Corporation Ltd SR-92 15 Yrs Bond	20000	1000	200.00	20000	200.00
4) 7.25% Tax Free Indian Railway Finance Corporation Ltd SR-104 20 Yrs Bond	9060	1000	90.60	9060	90.60
5) 7.35% Tax Free Power Finance Corporation Ltd SR 3A 30 Yrs Bond	1284	1000	12.84	1284	12.84
In Preference Shares - Quoted , fully paid up					
15.99% IL&FS Limited Non Convertible Redeemable Cumulative Preference Share 16/05/2021	1880	7500	248.74	1880	248.74
In Debentures - Unquoted, fully paid up					
1) Edelweiss Finvest Pvt Limited - SR - K7L604D BR NCD 25	150	100000	150.00		
2) Edelweiss Finvest Pvt Limited - SR - L8L607A BR NCD 29	100	100000	100.00		
3) Puranik Builders Private Limited - 16% NCD (48 Months)	-	1000000	-	10	100.00
Note (*) : (NCD refers to Non Convertible Debentures.)					
In Others					
1) ASK Real Estate Special Opportunities Fund - II	113.75	100000	106.75	70	63.00
2) ASK Real Estate Special Situations Fund - I	25	100000	25.00	-	-
3) ICICI Prudential Real Estate AIF-I (class A) (Previous Year Face Value Rs 30)	200000	93	186.00	200000	130.00
4) Kotak Alternate Opportunities (India) Fund	-	-	104.88	-	137.72
5) Kotak India Real Estate Fund - IV	1977.977	1000	19.78	2776.115	27.76
6) Kshitij Venture Capital Fund	30000	337.50	101.25	30000	101.25
Total			3,111.70		3,416.16
Aggregate amount of quoted investments			1,595.51		1,888.06
Aggregate market value of listed and quoted investments			1,855.75		2,021.21
Aggregate amount of unquoted investments			1,516.19		1,528.10

(₹ in lakhs)					
Particulars			As at 31.03.2017 ₹	As at 31.03.2016 ₹	
10 LONG - TERM LOANS & ADVANCES :					
(a) Security deposits					
Secured, considered good			-	-	
Unsecured, considered good			19.75	20.84	
Doubtful			-	-	
TOTAL			19.75	20.84	
11 CURRENT INVESTMENT					
(₹ in lakhs)					
Particulars	No. of Shares	Face Value	As at 31.03.2017 ₹	No. of Shares	As at 31.03.2016 ₹
In Equity Shares - Quoted, fully paid up					
1) Infosys Limited	-	5	-	20000	-
In Units of Mutual Fund - Quoted	No. of Units			No. of Units	
1) ICICI Prudential FMP Series 68 - 369 D Plan K Regular Plan - Cumulative	-	10	-	9300000	930.00
2) Reliance Capital Builder Fund - Series A - Growth Plan	1000000	10	100.00	1810000	181.00
3) Reliance Capital Builder Fund II - Series B - Growth	2000000	10	200.00		
In Units of Mutual Fund - Unquoted	No. of Units			No. of Units	
1) Birla Sun Life Dynamic Bond Fund - Retail - Growth - Regular Plan	-	10	-	2526145.607	500.00
2) Birla Sun Life Saving Fund - Growth - Regular Plan	186266.528	10	450.00	186266.528	450.00
3) DSP Black Rock Income Opportunities Fund - Regular Plan - Growth	1723143.313	10	460.00	-	-
4) Franklin India Corporate Bond Opportunities Fund - Growth	5874265.618	10	800.00	5874265.618	800.00
5) Franklin India Short Term Income Plan - Retail Plan - Growth	45550.765	1000	1,245.21	45550.765	1,245.21
6) Franklin India Treasury Management Account Super Institutional Plan Growth	2278.340	1000	41.80	2278.340	41.80
7) HDFC Short Term Plan - Regular Plan - Growth	926841.325	10	300.00	-	-
8) ICICI Prudential Flexible Income - Regular Plan - Growth	1448770.199	10	3,866.35	750548.545	1,796.45
9) ICICI Prudential Income - Regular Plan - Growth	648953.044	10	280.90	648953.044	280.90
10) ICICI Prudential Income Opportunities Fund-Regular Plan-Growth	-	10	-	770649.555	150.00
11) ICICI Prudential Liquid - Plan - Growth	237875.542	10	431.21	237875.542	431.21
12) ICICI Prudential Regular Savings Fund - Growth	1730153.695	10	300.00	-	-

Annual Report 2016-17

(₹ in lakhs)					
Particulars	No. of Shares	Face Value	As at 31.03.2017 ₹	No. of Shares	As at 31.03.2016 ₹
13) IDFC Dynamic Bond Fund - Growth - (Regular Plan)	-	10	-	885232.551	150.00
14) Kotak Floater Short Term - Growth (Regular Plan)	7832.037	1000	201.94	-	-
15) Reliance Dynamic Bond Fund - Growth Plan	526837.081	10	100.00	526837.081	100.00
16) Reliance Regular Saving Fund - Debt Plan - Growth Plan - Growth Option	1542194.440	10	300.00	1542194.440	300.00
In Units of Mutual Fund (Equity Fund) - Unquoted					
1) ICICI Prudential Value Discovery Fund - Growth	142423.092	10	150.00	142423.092	150.00
2) Amit Alpha Fund - Scheme I Series Ambit Alpha Sep 2015 Sr I opt II	-	1000	-	9943.000	99.43
TOTAL			9,227.41		7,424.99
Aggregate amount of quoted investments			300.00		930.00
Aggregate market value of listed and quoted investments			359.81		1,428.41
Aggregate amount of unquoted investments			8,927.41		6,494.99

The following Mutual Fund units has been earmarked against the secured loan taken from bank :

Particulars	Number of Units
Franklin India Corporate Bond Opportunities Fund-Growth	5874265.618
Franklin India Short Term Income Plan -Retail Plan-Growth	38341.180
Franklin India Treasury Management Account Super Institutional Plan-Growth	2278.340
ICICI Prudential Liquid - Regular Plan - Growth	237875.542
Birla Sun Life Savings Fund - Growth - Regular Plan	186266.528
ICICI Prudential Flexible Income - Regular Plan - Growth	537293.105
8.40% Indian Railway Finance Corporation Ltd. SR -92 BD 18FB29	20000.000
Kotak FMP Series 172-Growth- Regular Plan	200000.000

Particulars	As at 31.03.2017 ₹	As at 31.03.2016 ₹
-------------	-----------------------	-----------------------

12 INVENTORIES :

i) Raw Materials	1,608.13	2,096.36
ii) Stock in Process	252.39	531.84
iii) Finished Goods	393.02	216.04
iv) Stock of Consumable Stores & Spare parts (at cost)	14.79	16.02
	2,268.32	2,860.26
TOTAL	2,268.32	2,860.26

12.1 Inventories except Consumables Stores and Spares are valued at cost or net realisable value whichever is less.

12.2 Consumables Stores and Spares are valued at cost.

Goldiam International Limited

		(₹ in lakhs)	
Particulars	As at 31.03.2017	As at 31.03.2016	
	₹	₹	₹
13 TRADE RECEIVABLES :			
(Unsecured)			
Outstanding for a period exceeding six months from due date			
i) Considered good	331.06	448.06	
ii) Considered doubtful	-	-	
Other Debts			
i) Considered good	5,077.81	4,874.48	
ii) Considered doubtful	-	-	
	<u>5,408.87</u>	<u>5,322.54</u>	
TOTAL	<u>5,408.87</u>	<u>5,322.54</u>	
14 CASH & BANK BALANCE :			
Cash On Hand	41.85	21.38	
Balance with Banks in			
- Current Account	318.84	1,433.24	
- EEFC Account	<u>162.78</u>	<u>926.74</u>	
	<u>523.47</u>	<u>2,381.36</u>	
TOTAL	<u>523.47</u>	<u>2,381.36</u>	
Balance in current account includes earmarked balance ₹ 45.25 lakh (previous year ₹ 39.14 Lakh).			
15 SHORT TERM LOANS & ADVANCES :			
i) Prepaid Expenses	9.97	7.06	
ii) Balances with government authorities :			
i) Vat Credit Receivable	177.45	143.35	
iii) Inter Corporate Deposits	225.00	275.00	
iv) Other Loans and Advances :			
Unsecured, considered good	605.21	644.05	
v) Advance Tax (Net of Provision for Taxes)	38.52	31.65	
TOTAL	<u>1,056.15</u>	<u>1,101.11</u>	
		(₹ in lakhs)	
Particulars	For the year ended 31.03.2017	For the year ended 31.03.2016	
	₹	₹	₹
16 REVENUE FROM OPERATIONS :			
Operating Income :			
a) Manufactured goods	12,317.67	11,438.71	
b) Traded goods	<u>1,525.44</u>	<u>1,747.49</u>	
	<u>13,843.11</u>	<u>13,186.20</u>	
Less : Vat	<u>0.91</u>	<u>0.74</u>	
	<u>13,842.20</u>	<u>13,185.46</u>	
TOTAL	<u>13,842.20</u>	<u>13,185.46</u>	

Particulars	(₹ in lakhs)	
	For the year ended 31.03.2017 ₹	For the year ended 31.03.2016 ₹
16.01 Sale of products comprises :		
a) Manufactured goods		
i) Sales of gold Jewellery	12,253.98	11,374.62
ii) Sales of Silver Jewellery	45.00	64.09
iii) Sales of Other Misc. Products	18.69	-
	<u>12,317.67</u>	<u>11,438.71</u>
b) Traded goods		
i) Sales of Cut & Polished Diamond	1,494.85	1,682.44
ii) Sales of Colour stones	-	0.10
iii) Sale of Gold	30.59	64.84
iv) Sales of Other Misc. Products	-	0.11
	<u>1,525.44</u>	<u>1,747.49</u>
17 OTHER INCOME :		
a) Interest received	226.11	144.51
b) Dividend on Shares and Units of Mutual Funds	119.84	218.92
c) Commission received	17.75	17.75
d) Debit / Credit Balance written off	-	2.47
e) Profit on sale of Current and Non Current Investments (Net)	814.46	649.48
f) Profit on sale of fixed assets	0.46	5.07
g) Net gain on foreign currency transaction and translation	149.03	220.29
h) Net gain on Capital Reduction of Joint Venture (Refer Note No. 38)	125.98	-
i) Miscellaneous Income	5.34	3.52
j) Consultancy and Labour Charges	57.66	-
k) Sale of Scrap	-	0.08
l) Rent Income	2.40	2.40
TOTAL	<u>1,519.02</u>	<u>1,264.49</u>
Note : 1) Dividend includes ₹ 81.38 lakhs (Previous year ₹ 20.39) lakhs received from Subsidiary company.		
2) Profit on sale of investment includes ₹ 544.03 on account of current investment (Previous year profit ₹ 51.31) and ₹ 270.43 on account of non current investment (Previous year ₹ 598.17).		
18 RAW MATERIALS CONSUMED		
Opening Stock	2,096.36	3,185.42
Add: Purchases		
a) Gold	2,265.33	2,104.56
b) Cut & Polished Diamonds	6,615.43	6,178.97
c) Platinum	19.36	-
d) Gold Findings	22.14	51.09
e) Alloy	19.34	17.08
f) Colour Stone	0.51	0.11
g) Silver Models	100.56	1.82
h) Silver Findings	-	0.15
	<u>11,139.04</u>	<u>11,539.20</u>
Less : Closing Stock	1,608.13	2,096.36
TOTAL	<u>9,530.91</u>	<u>9,442.84</u>

18.01 Raw Materials Consumed Comprise :

(₹ in lakhs)

Particulars	For the year ended 31.03.2017 ₹	For the year ended 31.03.2016 ₹
a) Gold	2293.16	2,189.94
b) Cut & Polished Diamonds	7092.87	7,185.85
c) Platinum	12.05	0.03
d) Gold Findings	19.52	41.24
e) Alloy	14.18	16.21
f) Colour Stone	1.52	3.66
g) Silver Models	96.56	0.17
h) Silver Findings	0.05	0.08
i) Trade Designs	1.00	5.66

18.02 Value of imported raw materials consumed and the value of all indigenous raw materials similarly consumed and the percentage of each to the total consumption.

(₹ in lakhs)

Particulars	Amount in ₹		Percentage	
	2016-17	2015-16	2016-17	2015-16
Raw Materials				
a) Imported	4,309.56	4,518.59	45.22%	47.85%
b) Indigenous	5,221.36	4,924.25	54.78%	52.15%

Particulars	For the year ended 31.03.2017 ₹	For the year ended 31.03.2016 ₹
-------------	--	--

19 CHANGES IN INVENTORIES OF FINISHED GOODS WORK-IN-PROGRESS AND STOCK-IN-TRADE :

Inventories at the beginning of the year

a) Finished Goods	216.04	408.50
b) Stock in Process	531.84	89.58
	747.88	498.08

Inventories at the end of the year

a) Finished Goods	393.02	216.04
b) Stock in Process	252.39	531.84
	645.41	747.88
TOTAL	102.47	(249.80)

20 EMPLOYEE BENEFITS EXPENSES :

a) Salaries, Wages, Bonus & Ex-gratia	273.19	247.08
b) Contribution to E.S.I.C.	1.27	1.17
c) Contribution to Provident Fund	2.88	2.88
d) Provision / Contribution to Group Gratuity and LIC	(20.75)	19.57
e) Workmen & Staff Welfare expenses	14.57	16.44
TOTAL	271.16	287.14

20.01 As per Accounting Standard 15 "Employee benefits", the disclosures as defined in the Accounting Standard are given below:

(i) Defined Contribution Plan :

Contribution to Provident Fund is ₹2.88 lakhs (Previous year ₹2.88 lakhs), ESIC and Labour Welfare Fund includes ₹1.27 lakhs (Previous year ₹1.17 lakhs).

20.02 Defined Benefit Plan :

Gratuity & Leave Encashment:

The Company makes partly annual contribution to the Employees' Group Gratuity-cum-Life Assurance Scheme of the Life Insurance Corporation of India, a funded benefit plan for qualifying employees. The scheme provides for lump sum payment to vested employees at retirement, death while in employment or on termination of employment of an amount equivalent to 15 days service for each completed year of service or part thereof depending on the date of joining. The benefit vests after five years of continuous service.

Assumptions	(₹ in lakhs)			
	Gratuity		Leave Encashment	
	Funded 31.03.2017 ₹	Funded 31.03.2016 ₹	Non Funded 31.03.2017 ₹	Non Funded 31.03.2016 ₹
Reconciliation of opening and closing balances of the present value of the defined benefit obligation:				
Present Value of obligation as at the beginning of the year	32.80	12.73	4.61	2.47
Current service cost	2.62	2.76	1.20	1.72
Interest cost	2.56	1.00	0.25	0.10
Actuarial (gain) / loss	(25.37)	16.32	1.14	2.73
Benefits paid	(0.19)	-	(2.74)	(2.40)
Present Value of obligation as at the end of the year	12.43	32.80	4.46	4.61
Change in Plan Assets				
Plan assets at period beginning, at fair value	6.88	5.91	-	-
Expected return on plan assets	0.47	0.48	-	-
Actuarial (gain) / loss	0.09	0.02	-	-
Contributions	-	0.47	2.74	2.40
Benefits paid	(0.19)	-	(2.74)	(2.40)
Plan assets at period end 2017, at fair value	7.25	6.88	-	-
Fair Value of Plan Assets				
Fair Value of plan assets at the beginning of the year	6.89	5.91	-	-
Actual return on plan assets	0.47	0.50	-	-
Contributions	-	0.47	-	-
Benefits paid	(0.19)	-	(2.74)	(2.40)
Fair Value of plan assets at the end of the year	7.17	6.89	(2.74)	-
Funded status	-	-	-	-
Excess of Actual over estimated return	NIL	NIL	NIL	NIL
The amounts to be recognized in the Balance Sheet and statements of Profit and Loss				
Present value of obligations as at the end of year	12.43	32.80	4.47	4.61
Fair value of plan assets as at the end of the year	7.25	6.88	-	-
Funded status	-	-	-	-
Net asset/(liability) recognized in Balance Sheet	5.17	25.92	4.47	4.61

Assumptions	(₹ in lakhs)			
	Gratuity		Leave Encashment	
	Funded	Funded	Non Funded	Non Funded
	31.03.2017	31.03.2016	31.03.2017	31.03.2016
	₹	₹	₹	₹
Expenses for the year				
Current service cost	2.62	2.76	1.20	1.72
Interest cost on benefit obligation	2.56	1.00	0.25	0.10
Expected return on plan assets	(0.47)	(0.48)	-	-
Net actuarial (gain)/loss recognised in the year	(25.46)	16.30	1.14	2.73
Total expenses recognised in the P & L A/c	<u>(20.75)</u>	<u>19.57</u>	<u>2.59</u>	<u>4.55</u>

Assumptions	Gratuity		Leave Encashment	
	31.03.2017	31.03.2016	31.03.2017	31.03.2016
Discount Rate	6.88%	7.82%	6.88%	7.82%
Employee Turnover	11.00%	5.00%	11.00%	5.00%
Mortality	2006-08 LIC Mortality Table (Std)			

The estimates of future salary increases, considered in actuarial valuation, take account of inflation, seniority, promotion, and other relevant factors, such as supply and demand in the employment market.

Particulars	(₹ in lakhs)	
	For the	For the
	year ended	year ended
	31.03.2017	31.03.2016
	₹	₹
21 FINANCE COST :		
a) Interest on Bank Loan	49.02	52.04
b) Stamp Duty	-	0.18
TOTAL	<u>49.02</u>	<u>52.21</u>

22 OTHER EXPENSES :

Stores & Spares	37.07	39.13
Power & Water	68.28	75.73
Repairs & Maintenance (Building)	6.13	5.94
Machinery & Electrical Repairs	3.92	13.69
Insurance (Building)	0.35	0.34
Other Manufacturing Expenses	381.39	332.44
Insurance charges	1.04	1.28
Rent, Rates & Taxes	53.33	45.48
Repairs & Maintenance others	13.43	13.67
Commission on Sales	5.14	6.28
Advertisement	0.81	1.36
Travelling and Conveyance	31.71	35.68
Bank charges	4.92	7.68
Telephone charges	8.65	8.29

Particulars	(₹ in lakhs)	
	For the year ended 31.03.2017 ₹	For the year ended 31.03.2016 ₹
Corporate Social Responsibility Contribution	26.10	26.10
Printing & Stationery	6.50	7.45
Auditors' Remuneration	2.50	2.50
Donation	0.27	0.27
Vehicle expenses	15.92	13.86
Portfolio Management fees	1.43	4.03
Security Transaction Tax	0.24	0.76
Bad Debts	98.44	-
ECGC Premium	0.68	0.66
Discount to Customers & Others (Net)	563.21	207.34
General Expenses	332.84	315.03
TOTAL	1,664.28	1,164.99

22.01 Consumable Stores & Spares :

(₹ in lakhs)

Particulars	Amount in ₹		Percentage	
	2016-17	2015-16	2016-17	2015-16
a) Imported	12.79	12.48	34.50%	31.89%
b) Indigenous	24.28	26.65	65.50%	68.11%

23 CONTINGENT LIABILITIES NOT PROVIDED FOR :

- The Company has outstanding performance guarantee of ₹1591.50 lakhs as on the Balance Sheet date, executed in favour of Deputy Commissioner of Customs (Previous Year ₹1591.50 lakhs).
- The Municipal Corporation of Greater Mumbai has preferred an appeal in the High Court of Judicature at Bombay against the order of Small Causes Court rejecting the claim of Municipal Corporation of Greater Mumbai for an amount of ₹136.97 lakhs (Previous year ₹136.97 lakhs) on account of property tax. The Property tax not provided for is ₹319.82 lakhs as per the capital value determined by the office of Assistant Assessor and Collector of Brihan Mumbai Mahanagarpalika.
- The Company has executed Bank Guarantee of ₹3550.00 lakhs (Previous year ₹3550.00 lakhs) favouring The Hongkong and Shanghai Banking Corporation Limited Mumbai for its wholly owned subsidiary, Goldiam Jewellery Limited, Mumbai.

24 Estimated amount of contracts remaining to be executed on Capital Account and not provided for is ₹NIL lakhs (Previous year ₹NIL Lakhs)

25 Details of Related parties transactions are as under :

a) List of related parties and relationship where control exists or with whom transactions were entered into :

Sr. No.	Relationship	Name of the Related Party
	Subsidiaries	Diagold Designs Limited Goldiam Jewellery Limited Goldiam USA, Inc.
	Associates	Goldiam HK Limited
	Key Management Personnel	Mr. Manhar R. Bhansali (Chairman & Managing Director) Mr. Rashesh M. Bhansali (Vice Chairman & Managing Director)

b) Transactions during the year with related parties:

(₹ in lakhs)

Sr. No.	Nature of Transaction	Subsidiaries		Associates		Key Management Personnel	
		2016-17	2015-16	2016-17	2015-16	2016-17	2015-16
i)	Payments to & provision for Directors' remuneration	-	-	-	-	120.00	120.00
ii)	Commission received	17.75	17.75				
iii)	Guarantee given	-	-	-	-	-	-
iv)	Sale of goods	11,615.38	10,137.89	-	-		
v)	Purchase of goods	1,837.23	1,964.23	100.28	-	-	-
vi)	Labour Charges received	2.69	1.57	-			
vii)	Capital Reduction	-	-	245.84			
viii)	Dividend	81.38	20.40	-	-	-	-
I)	Outstanding Guarantee given as on 31st March, 2017	3,550.00	3,550.00	-	-	-	-
II)	Outstanding Receivables as on 31st March, 2017	4,602.79	3,348.22	245.84	-	-	-
III)	Outstanding Payables as on 31st March, 2017	0.05	149.78	100.28	-	6.68	-

c) Disclosure in respect of Transactions with related parties during the year :

(₹ in lakhs)

Sr. No.	Nature of Transaction	Subsidiaries		Associates		Key Management Personnel
		Goldiam Jewellery Limited	Diagold Designs Limited	Goldiam USA Inc.	Goldiam HK Limited	
i)	Payments to & provision for Directors' remuneration	-	-	-	-	120.00
		-	-	-	-	(120.00)
ii)	Commission received	17.75	-	-	-	-
		(17.75)	-	-	-	-
iii)	Guarantee given	-	-	-	-	-
		-	-	-	-	-
iv)	Sale of goods	1,360.09	42.81	10,212.48	-	-
		(1,650.42)	(45.70)	(8,441.77)	-	-
v)	Purchase of goods	-	0.05	1,837.19	100.28	-
		-	(0.08)	(1,964.15)	-	-
vi)	Labour Charges Received	2.69	-			
		(1.57)				
vii)	Capital Reduction	-	-		245.84	
viii)	Dividend	-	81.38	-	-	-
			(20.40)			

(₹ in lakhs)						
Sr. No.	Nature of Transaction	Subsidiaries		Associates	Key Management Personnel	
		Goldiam Jewellery Limited	Diagold Designs Limited	Goldiam USA Inc.	Goldiam HK Limited	Rashesh M. Bhansali
I)	Outstanding Guarantee given as on 31st March, 2017	3,550.00 (3,550.00)	- -	- -	- -	- -
II)	Outstanding Receivables as on 31st March, 2017	183.82 (164.39)	10.90 (6.81)	4,408.08 (3,177.02)	245.84 -	- -
III)	Outstanding Payables as on 31st March, 2017	- -	0.05 -	- (149.78)	100.28 -	6.68 -

26 IN THE OPINION OF THE DIRECTORS:

- The Current Assets and Loans & Advances are approximately of the value stated, if realised in the ordinary course of business.
- The provision for depreciation and for all known liabilities is adequate and not in excess of the amount reasonably necessary.

27 Amounts due from subsidiaries & Associates included under Loans and Advances, Receivables & Payables are as follows :

(₹ in lakhs)		
Particulars	As at 31.03.2017 ₹	As at 31.03.2016 ₹
Receivables :		
Goldiam HK Limited	245.84	-
Goldiam Jewellery Limited	183.82	164.39
Diagold Designs Limited	10.90	6.81
Goldiam USA, Inc.	4,408.08	3,177.02
Payables :		
Goldiam HK Limited	100.28	-
Goldiam USA, Inc.	-	149.78
Diagold Designs Limited	0.05	0.00

28 EARNING PER SHARE :

Particulars	31.03.2017	31.03.2016
Profit after Tax (₹ in lakhs)	1,699.30	1,532.38
No. of shares outstanding	24945996	24945996
Weighted Average no. of shares + potential shares outstanding	24945996	24945996
Earning per share (Basic) (₹)	6.81	6.14
Earning per share (Diluted) (₹)	6.81	6.14

29 JOINT VENTURE :

In compliance with the Accounting Standard relating to "Financial Reporting of Interests in Joint Ventures" (AS-27), issued by the Institute of Chartered Accountants of India, the Company has interests in the following jointly controlled entity, which is incorporated outside India.

Name of the Company	Incorporated in	For the year ended 31.03.2017 (in percentage)	For the period ended 31.03.2016 (in percentage)
Goldiam HK Limited	Hong Kong	49.93%	49.93%

(₹ in lakhs)

Goldiam HK Limited	For the year ended 31.03.2017 ₹	For the period ended 31.03.2016 ₹
Proportionate Reserves and Surplus as at the beginning of the year	16.24	7.60
Proportionate Transfer to Reserves	-	-
Proportionate Surplus/(Deficit) in Profit and Loss Account (net of transfer to reserves, dividend etc.)	(91.30)	8.63
Proportionate Reserves and Surplus as at the end of the year	(75.06)	16.24

(₹ in lakhs)

		As on 31.03.2017		For the year ended on 31.03.2017	
Name of the Company & Country of Incorporation	Percentage of Shareholding %	Assets (₹ in lakhs)	Liabilities (₹ in lakhs)	Income (₹ in lakhs)	Expenditure (₹ in lakhs)
Goldiam HK Limited	49.93%	452.96	412.32	765.97	839.30
Hong Kong					
(Year Ended 31st March, 2016)	(49.93%)	546.84	48.63	775.16	765.83

29.1 The above figures have been taken from audited accounts of Joint Venture as on 31st March, 2017 and converted at the exchange rate prevailing as on the date of Balance Sheet of Joint Venture.

Contingent liabilities in respect of Joint Venture is ₹ Nil

30 VALUE OF IMPORTS ON C.I.F. BASIS :

(₹ in lakhs)

Particulars	31.03.2017	31.03.2016
1 Raw Materials	4,219.49	4,444.41
2 Consumable Stores	11.66	13.64
3 Capital Goods	24.55	26.40

31 EXPENDITURE IN FOREIGN CURRENCY :

Foreign Travels	8.76	16.98
Other Expenses	20.63	71.69

32 REMITTANCE IN FOREIGN EXCHANGE CURRENCY ON ACCOUNT OF DIVIDEND:

Year to which Dividend relates		
No. of Foreign Company	1	1
No. of shares on which remittances were made	2700000	2700000
Net Dividend (₹)	67.50	94.50

33 EARNINGS IN FOREIGN EXCHANGE:

F.O.B.Value of Exports	13,726.47	13,079.93
------------------------	-----------	-----------

34 Information given in accordance with the requirements of AS 17 on "Segment Reporting".

The Company has identified Two Reportable Segments viz. Jewellery Manufacturing and Investment Activity. Segments have been identified and reported taking into account nature of products and services, the different risks and returns and the internal business reporting systems.

- a) Revenue and expenses have been identified to a segment on the basis of relationship to operating activities of the segment. Revenue and expenses which relate to enterprise as a whole and are not allocable to a segment on reasonable basis have been disclosed as "Unallocable".
- b) Segment assets and Segment Liabilities represents assets and liabilities in respective segments. Tax related assets and other assets and liabilities that cannot be allocated to a segment on reasonable basis have been disclosed as "Unallocable".

(i) Segment Information :

(₹ in lakhs)

Year to 31.03.2017				
	JEWELLERY	INVESTMENTS ACTIVITY	OTHERS (Unallocated)	TOTAL
Segment Revenue	14,069.50	1,284.27	-	15,353.77
Segment Results	1,020.44	1,260.88	-	2,281.32
Less: unallocated expenses net of unallocated (income)	-	-	(81.43)	(81.43)
Interest expenses (Net)	-	-	-	49.02
Profit before tax	-	-	-	2,150.88
Depreciation and Amortisation	-	-	-	184.76
Non cash expenses other than Depreciation and Amortisation	-	-	-	-
Segment Assets	10,883.44	11,976.93	523.47	23,383.84
Segment Liabilities (excluding Shareholders' Funds)	3,282.93	10.96	207.12	3,501.01

(₹ in lakh)

Year to 31.03.2016				
	JEWELLERY	INVESTMENTS ACTIVITY	OTHERS (Unallocated)	TOTAL
Segment Revenue	13,431.97	1,007.81	-	14,439.78
Segment Results	1,016.33	991.55	-	2,007.87
Less: unallocated expenses net of unallocated (income)	-	-	(60.00)	(60.00)
Interest expenses (Net)	-	-	-	52.21
Profit before tax	-	-	-	1,895.66
Depreciation and Amortisation	-	-	-	194.99
Non cash expenses other than Depreciation and Amortisation	-	-	-	-
Segment Assets	11,168.55	10,770.93	2,381.36	24,320.84
Segment Liabilities (excluding Shareholders' Funds)	5,158.59	18.05	374.69	5,551.34

35 Details of specified Bank Notes held and transacted during the period from 08th November 2016 to 30th December 2016

Particulars	SBNS (500 and 1000)	Other Denomination Notes	Total
Closing Cash in Hand as on 08.11.2016	1,715,000	48,620	1,763,620
(+) Permitted Receipts	-	1,888,584	1,888,584
(-) Permitted Payments	-	87,342	87,342
(-) Amount deposited in Bank	1,715,000	-	1,715,000
Closing Cash in Hand as on 30.12.2016	-	1,849,862	1,849,862

36 FINANCIAL INSTRUMENTS / FORWARD CONTRACTS :

The Company is exposed to foreign currency fluctuations on foreign currency assets and forecasted cash flows denominated in foreign currency. The Company limits the effects of foreign exchange rate fluctuations by following established risk management policies. The Company enters into forward contracts, where the counterparty is bank. The forward contracts are not used for trading or speculation purpose.

36.01 Unhedged Foreign Currency exposure :

(₹ in lakhs)

PARTICULARS	CURRENCY	31.03.2017		31.03.2016	
		in Lakhs	₹ in Lakhs	in Lakhs	₹ in Lakhs
Outstanding Receivables & Loan	US \$	\$67.48	4,376.01	\$76.79	5,087.83
Outstanding creditors for goods and spares	US \$	\$23.69	1,536.55	\$39.35	2,607.08
Exchange Earner's Foreign Currency/cwith Banks	US \$	\$2.51	162.78	\$13.99	926.74
Outstanding creditors for spares	EURO	0.005327	0.37	0.006624	0.50
Packing credit in foreign currency with Bank	US \$	\$1.09	70.62	\$20.59	1,364.39
Post shipment credit in foreign currency with Bank	US \$	\$20.44	1,325.21	\$12.60	834.78

37 During the year under review, one of the Joint Venture company Goldiam HK Limited has reduced its paid up capital by 75% of total paid up capital in value. Due to this the the total HKD 5,982,725/- invested by the company has been reduced by HKD 4,487,044/-. The gain on the said reduction amounting to ₹125.98 lakhs has been credited to profit and loss account and reflat in other Income.

38 Remuneration to Auditors:

(₹ in lakhs)

Particulars	31.03.2017	31.03.2016
	₹	₹
As Auditors	2.35	2.35
Tax Audit Fees	0.15	0.15
TOTAL	2.50	2.50

39 REPORTING AS PER THE REQUIREMENT UNDER SECTION 186 (4) OF THE COMPANIES ACT, 2013 FINANCIAL YEAR 01.04.2016 TO 31.03.2017

List of Companies to which Guarantee is Provided during the year :-

(₹ in lakhs)

Sr. No.	Particulars	Previous Year	Receptient Company	Purpose
1	Outstanding Corporate Bank Guarantee	3,350.00	Goldiam Jewellery Limited	Obtaining working capital loan from bank for export of jewellery.

40 Company has made payment of ₹7.83 lakhs (Previous year ₹7.83 lakhs) under protest as against current financial year dues of Property Tax of ₹26.68 lakhs (Previous year ₹26.68 lakhs) as determined by Assistant Assessor & collector of Brihan Mumbai Mahanagarpalika and have provided in ₹18.85 lakhs (previous year ₹18.85 lakhs) for the property tax for the period from 01.04.2016 to 31.03.2017.

41 All assets and liabilities have been classified as current or non-current as per the Company's normal operating cycle and other criteria set out in the Schedule III to the Companies Act, 2013. Based on the nature of products and the time between the acquisition of assets for processing and their realisation in cash and cash equivalents, the Company has ascertained its operating cycle as 12 months for the purpose of current – non current classification of assets and liabilities.

42 The Company has incurred ₹26.10 lakhs (previous year ₹26.10 Lakhs) towards Social Responsibility activities. It is included in the Statement of Profit and Loss. Further, no amount has been spent on construction / acquisition of an asset of the Company. The amount required to be spent under Section 135 of the Companies Act, 2013 for the year 2017 is ₹31.10 lakhs i.e. 2% of average net profits for last three financial years, calculated as per Section 198 of the Companies Act, 2013. The company has carried forward the amount of ₹5 lakhs for the next financial year 2017-18, towards the CSR activities.

43 The previous year's figures have been regrouped and rearranged wherever necessary to make in compliance with the current financial year.

As per our attached report of even date.

For Pulindra Patel & Co.
Chartered Accountants
ICAI Firm Registration No. 115187W

Pulindra M. Patel
Proprietor
Membership No.: 048991

Place : Mumbai
Date : 26th May, 2017

For and on behalf of the Board

Manhar R. Bhansali
Chairman
(DIN No. 00058699)

Pankaj Parkhiya
Company Secretary

Place : Mumbai
Date : 26th May, 2017

Rashesh M. Bhansali
Vice Chairman & Mg. Director
(DIN No. 00057931)

Darshana Patel
Chief Financial Officer

INDEPENDENT AUDITOR'S REPORT

TO THE MEMBERS OF GOLDIAM INTERNATIONAL LIMITED

Report on the Consolidated Financial Statements

We have audited the accompanying consolidated financial statements of GOLDIAM INTERNATIONAL LIMITED (hereinafter referred to as "the Holding Company") and its subsidiaries (the Holding Company and its subsidiaries together referred to as "the Group") its associates and jointly controlled entities, comprising of the Consolidated Balance Sheet as at 31st March, 2017, the Consolidated Statement of Profit and Loss, the Consolidated Cash Flow Statement for the year then ended, and a summary of the significant accounting policies and other explanatory information (hereinafter referred to as "the consolidated financial statements").

Management's Responsibility for the Consolidated Financial Statements

The Holding Company's Board of Directors is responsible for the preparation of these consolidated financial statements in terms of the requirements of the Companies Act, 2013 (hereinafter referred to as "the Act") that give a true and fair view of the consolidated financial position, consolidated financial performance and consolidated cash flows of the Group including its Associates and Jointly controlled entities in accordance with the accounting principles generally accepted in India, including the Accounting Standards specified under Section 133 of the Act, read with Rule 7 of the Companies (Accounts) Rules, 2014. The respective Board of Directors of the companies included in the Group and of its associates are responsible for maintenance of adequate accounting records in accordance with the provisions of the Act for safeguarding the assets of the Group and for preventing and detecting frauds and other irregularities; the selection and application of appropriate accounting policies; making judgments and estimates that are reasonable and prudent; and the design, implementation and maintenance of adequate internal financial controls, that were operating effectively for ensuring the accuracy and completeness of the accounting records, relevant to the preparation and presentation of the financial statements that give a true and fair view and are free from material misstatement, whether due to fraud or error, which have been used for the purpose of preparation of the consolidated financial statements by the Directors of the Holding Company, as aforesaid.

Auditor's Responsibility

Our responsibility is to express an opinion on these consolidated financial statements based on our audit. While conducting the audit, we have taken into account the provisions of the Act, the accounting and auditing standards and matters which are required to be included

in the audit report under the provisions of the Act and the Rules made thereunder.

We conducted our audit in accordance with the Standards on Auditing specified under Section 143(10) of the Act. Those Standards require that we comply with ethical requirements and plan and perform the audit to obtain reasonable assurance about whether the consolidated financial statements are free from material misstatement.

An audit involves performing procedures to obtain audit evidence about the amounts and the disclosures in the consolidated financial statements. The procedures selected depend on the auditor's judgment, including the assessment of the risks of material misstatement of the consolidated financial statements, whether due to fraud or error. In making those risk assessments, the auditor considers internal financial control relevant to the Holding Company's preparation of the consolidated financial statements that give a true and fair view in order to design audit procedures that are appropriate in the circumstances but not for the purpose of expressing an opinion on whether the Holding Company has an adequate internal financial controls system over financial reporting in place and the operating effectiveness of such controls. An audit also includes evaluating the appropriateness of the accounting policies used and the reasonableness of the accounting estimates made by the Holding Company's Board of Directors, as well as evaluating the overall presentation of the consolidated financial statements.

We believe that the audit evidence obtained by us and the audit evidence obtained by the other auditors in terms of their reports referred to in Other Matters below, is sufficient and appropriate to provide a basis for our audit opinion on the consolidated financial statements.

Opinion

In our opinion and to the best of our information and according to the explanations given to us, the aforesaid consolidated financial statements give the information required by the Act in the manner so required and give a true and fair view in conformity with the accounting principles generally accepted in India, of the consolidated state of affairs of the Group, its associates and jointly controlled entities as at 31st March, 2017, and their consolidated profit and their consolidated cash flows for the year ended on that date.

Other Matters

We did not audit the financial statements of one subsidiary and one associate, whose financial statements reflect total assets of ₹10748.44 lakhs as at 31st March, 2017, total revenues of ₹15316.03 lakhs and net cash flows amounting to ₹11.84 lakhs for the year ended on that date, as considered in the consolidated financial statements. The consolidated financial statements also include the Group's share of net profit/loss of ₹17.40 lakhs for the year ended 31st March, 2017, as considered in the

consolidated financial statements, in respect of the above mentioned associates, whose financial statements have not been audited by us. These financial statements have been reviewed / audited by other auditors whose reports have been furnished to us by the Management and our opinion on the consolidated financial statements, in so far as it relates to the amounts and disclosures included in respect of these subsidiaries, jointly controlled entities and associates, and our report in terms of sub-sections (3) and (11) of Section 143 of the Act, insofar as it relates to the aforesaid subsidiaries, jointly controlled entities and associates, is based solely on the reports of the other auditors.

Our opinion on the consolidated financial statements, and our report on Other Legal and Regulatory Requirements below, is not modified in respect of the above matters with respect to our reliance on the work done and the reports of the other auditors and the financial statements / financial information certified by the Management.

Report on Other Legal and Regulatory Requirements

1. As required by the Companies (Auditor's Report) Order, 2016 ("the Order"), issued by the Central Government of India in terms of sub-section (11) of Section 143 of the Act, based on the comments in the auditors' reports of the Holding company, subsidiary companies, associate companies and jointly controlled companies incorporated in India.
2. As required by Section 143(3) of the Act, we report, to the extent applicable, that:
 - (a) We have sought and obtained all the information and explanations which to the best of our knowledge and belief were necessary for the purposes of our audit of the aforesaid consolidated financial statements.
 - (b) In our opinion, proper books of account as required by law relating to preparation of the aforesaid consolidated financial statements have been kept so far as it appears from our examination of those books and the reports of the other auditors.
 - (c) The Consolidated Balance Sheet, the Consolidated Statement of Profit and Loss, and the Consolidated Cash Flow Statement dealt with by this Report are in agreement with the relevant books of account maintained for the purpose of preparation of the consolidated financial statements.
 - (d) In our opinion, the aforesaid consolidated financial statements comply with the Accounting Standards specified under Section 133 of the Act, read with Rule 7 of the Companies (Accounts) Rules, 2014.
- (e) On the basis of the written representations received from the directors of the Holding Company as on 31st March, 2017 taken on record by the Board of Directors of the Holding Company and the reports of the statutory auditors of its subsidiary companies, associate companies and jointly controlled companies incorporated in India, none of the directors of the Group companies, its associate companies and jointly controlled companies incorporated in India is disqualified as on 31st March, 2017 from being appointed as a director in terms of Section 164 (2) of the Act.
- (f) With respect to the adequacy of the internal financial controls over financial reporting of the Company and the operating effectiveness of such controls, refer to our separate Report in 'Annexure A'. Our report expresses an unmodified opinion on the adequacy and operating effectiveness of the Company's internal financial controls over financial reporting.
- (g) With respect to the other matters to be included in the Auditor's Report in accordance with Rule 11 of the Companies (Audit and Auditor's) Rules, 2014, in our opinion and to the best of our information and according to the explanations given to us:
 - i. The consolidated financial statements disclose the impact of pending litigations on the consolidated financial position of the Group, its subsidiary and associates. Refer Note no 31(b) & (c) to the consolidated financial statements.
 - ii. Provision has been made in the consolidated financial statements, as required under the applicable law or accounting standards, for material foreseeable losses, for long-term contracts including derivative contracts.
 - iii. There has been no delay in transferring amounts, required to be transferred, to the Investor Education and Protection fund by the Holding company.

For Pulindra Patel & Co.
Chartered Accountants
FRN No.115187W

Place : Mumbai
Date : 26th May, 2017

(Pulindra Patel)
Proprietor
Membership No. 048991

**INDEPENDENT AUDITORS' REPORT ON CASH TRANSACTION
AS PER MINISTRY OF COMPANY AFFAIRS NOTIFICATION
DATED 30th MARCH, 2017:**

To the Members of GOLDIAM INTERNATIONAL LIMITED

The holding company has provided requisite disclosures in its consolidated financial statements as to holdings as well as dealings in specified Bank notes as defined in notification S.O. 3407 (E) dated 8th November, 2016 during the period from 8th November, 2016 to 30th December, 2016 based on audit procedures performed and the representations provided to us by the management we report that the disclosures are in accordance with the books of accounts maintained by the Holding company and the respective subsidiaries, as produced to us and consideration of audit report, Refer to Note 44 to the consolidated financial statements.

**For Pulindra Patel & Co.
Chartered Accountants
FRN No. 115187W**

**PULINDRA M. PATEL
Proprietor
Membership No. 48991**

Place: Mumbai
Date: 26th May, 2017

ANNEXURE 'A' TO THE INDEPENDENT AUDITOR'S REPORT OF EVEN DATE ON THE CONSOLIDATED FINANCIAL STATEMENTS OF GOLDIAM INTERNATIONAL LIMITED

Report on the Internal Financial Controls under Clause (i) of Sub-section 3 of Section 143 of the Companies Act, 2013 ("the Act")

In conjunction with our audit of the consolidated financial statements of the Company as of and for the year ended March 31, 2017, We have audited the internal financial controls over financial reporting of Goldiam International Limited (hereinafter referred to as "the Holding Company") and its subsidiary companies, its associate companies and jointly controlled companies, which are companies incorporated in India, as of that date.

Management's Responsibility for Internal Financial Controls

The respective Board of Directors of the Holding company, its subsidiary companies, its associate companies and jointly controlled companies, which are companies incorporated in India, are responsible for establishing and maintaining internal financial controls based on the internal control over financial reporting criteria established by the Company considering the essential components of internal control stated in the Guidance Note on Audit of Internal Financial Controls Over Financial Reporting issued by the Institute of Chartered Accountants of India (ICAI)". These responsibilities include the design, implementation and maintenance of adequate internal financial controls that were operating effectively for ensuring the orderly and efficient conduct of its business, including adherence to the respective company's policies, the safeguarding of its assets, the prevention and detection of frauds and errors, the accuracy and completeness of the accounting records, and the timely preparation of reliable financial information, as required under the Companies Act, 2013.

Auditor's Responsibility

Our responsibility is to express an opinion on the Company's internal financial controls over financial reporting based on our audit. We conducted our audit in accordance with the Guidance Note on Audit of Internal Financial Controls Over Financial Reporting (the "Guidance Note") issued by the ICAI and the Standards on Auditing, issued by ICAI and deemed to be prescribed under section 143(10) of the Companies Act, 2013, to the extent applicable to an audit of internal financial controls, both issued by the Institute of Chartered Accountants of India. Those Standards and the Guidance Note require that We comply with ethical requirements and plan and perform the audit to obtain reasonable assurance about whether adequate internal financial controls over financial reporting was established and maintained and if such controls operated effectively in all material respects.

Our audit involves performing procedures to obtain audit evidence about the adequacy of the internal financial controls system over financial reporting and their operating effectiveness. Our audit of internal financial controls over financial reporting included obtaining an understanding of internal financial controls over financial reporting, assessing the risk that a material weakness exists, and testing and evaluating the design and operating effectiveness of internal control based on the assessed risk. The procedures selected depend on the auditor's judgement, including the assessment of the risks of material misstatement of the financial statements, whether due to fraud or error.

We believe that the audit evidence we have obtained and the audit evidence obtained by the other auditors in terms of their reports referred to in the Other Matters paragraph below, is sufficient and appropriate to provide a basis for our audit opinion on the Company's internal financial controls system over financial reporting.

Meaning of Internal Financial Controls Over Financial Reporting

A company's internal financial control over financial reporting is a process designed to provide reasonable assurance regarding the reliability of financial reporting and the preparation of financial statements for external purposes in accordance with generally accepted accounting principles. A company's internal financial control over financial reporting includes those policies and procedures that (1) pertain to the maintenance of records that, in reasonable detail, accurately and fairly reflect the transactions and dispositions of the assets of the company; (2) provide reasonable assurance that transactions are recorded as necessary to permit preparation of financial statements in accordance with generally accepted accounting principles, and that receipts and expenditures of the company are being made only in accordance with authorisations of management and directors of the company; and (3) provide reasonable assurance regarding prevention or timely detection of unauthorised acquisition, use, or disposition of the company's assets that could have a material effect on the financial statements.

Inherent Limitations of Internal Financial Controls Over Financial Reporting

Because of the inherent limitations of internal financial controls over financial reporting, including the possibility of collusion or improper management override of controls, material misstatements due to error or fraud may occur and not be detected. Also, projections of any evaluation

of the internal financial controls over financial reporting to future periods are subject to the risk that the internal financial control over financial reporting may become inadequate because of changes in conditions, or that the degree of compliance with the policies or procedures may deteriorate.

Opinion

In our opinion, the Holding Company, its subsidiary companies, and its associate companies which are companies incorporated in India have, in all material respects, an adequate internal financial controls system over financial reporting and such internal financial controls over financial reporting were operating effectively

as at March 31, 2017, based on the internal control over financial reporting criteria established by the Company considering the essential components of internal control stated in the Guidance Note on Audit of Internal Financial Controls Over Financial Reporting issued by the Institute of Chartered Accountants of India.

For **Pulindra Patel & Co.**
Chartered Accountants
FRN No. 115187W

PULINDRA M. PATEL
Proprietor
Membership No. 48991

Place : Mumbai
Date : 26th May, 2017

CONSOLIDATED BALANCE SHEET AS AT 31ST MARCH, 2017

(₹ in lakhs)

	Notes No.	₹	As at 31.03.2017 ₹	As at 31.03.2016 ₹
I) EQUITY & LIABILITIES :				
1) SHAREHOLDERS' FUNDS :				
(a) SHARE CAPITAL	1	2,494.60		2,494.60
(b) RESERVES AND SURPLUS	2	27,817.57		25,574.14
(c) MONEY RECEIVED AGAINST SHARE WARRANTS		-		-
			30,312.17	28,068.74
2) SHARE APPLICATION MONEY PENDING ALLOTMENT			-	-
2) MINORITY INTEREST			1,295.31	1,361.54
3) NON-CURRENT LIABILITIES				
(a) LONG - TERM BORROWINGS	3	0.90		6.11
(b) DEFERRED TAX LIABILITY (NET)	4	99.00		108.46
(c) OTHER LONG TERM LIABILITIES		-		-
(d) LONG - TERM PROVISIONS		-		-
			99.90	114.57
4) CURRENT LIABILITIES				
(a) SHORT TERM BORROWINGS	5	3,090.14		4,764.81
(b) TRADE PAYABLES	6	7,063.42		7,060.63
(c) OTHER CURRENT LIABILITIES	7	513.00		323.87
(d) SHORT - TERM PROVISIONS	8	234.18		498.95
			10,900.74	12,648.27
TOTAL			<u>42,608.12</u>	<u>42,193.12</u>
II) ASSETS :				
1) NON - CURRENT ASSETS				
(a) FIXED ASSETS				
(i) TANGIBLE ASSETS	9	2,072.99		2,152.14
(ii) INTANGIBLE ASSETS	9	126.63		110.07
(iii) CAPITAL WORK - IN - PROGRESS		184.07		165.12
(iv) INTANGIBLE ASSETS UNDER DEVELOPMENT				
(b) NON - CURRENT INVESTMENT	10	3,392.12		3,746.98
(c) DEFERRED TAX ASSETS (NET)	4	40.40		37.26
(d) LONG - TERM LOANS & ADVANCES	11	54.59		36.93
(e) OTHER NON - CURRENT ASSETS		-		-
			5,870.80	6,248.50
2) CURRENT ASSETS				
(a) CURRENT INVESTMENT	12	10,651.23		7,742.41
(b) INVENTORIES	13	13,423.63		10,217.69
(c) TRADE RECEIVABLES	14	9,829.21		11,637.73
(d) CASH & BANK BALANCE	15	1,356.91		4,322.58
(e) SHORT - TERM LOANS & ADVANCES	16	1,476.34		2,024.20
(f) OTHER CURRENT ASSETS		-		-
			36,737.32	35,944.61
TOTAL			<u>42,608.12</u>	<u>42,193.12</u>
SIGNIFICANT ACCOUNTING POLICIES				
NOTES TO ACCOUNTS				
	1 to 48			

The notes referred to above form an integral part of these consolidated financial statements

As per our attached report of even date.

For and on behalf of the Board

For Pulindra Patel & Co.
Chartered Accountants
ICAI Firm Registration No. 115187W

Manhar R. Bhansali
Chairman & Mg. Director
(DIN No. 00058699)

Rashesh M. Bhansali
Vice Chairman & Mg. Director
(DIN No. 00057931)

Pulindra M. Patel
Proprietor
Membership No.: 048991

Pankaj Parkhiya
Company Secretary

Darshana Patel
Chief Financial Officer

Place : Mumbai
Date : 26th May, 2017

Place : Mumbai
Date : 26th May, 2017

CONSOLIDATED STATEMENT OF PROFIT AND LOSS ACCOUNT FOR THE YEAR ENDED 31ST MARCH, 2017

(₹ in lakhs)			
	Notes No.	Current Year 31.03.2017 ₹	Previous Year 31.03.2016 ₹
I) REVENUE FROM OPERATIONS	17	32,068.96	33,002.81
II) OTHER INCOME	18	1,756.18	1,525.34
III) TOTAL REVENUE (I+II)		33,825.14	34,528.15
IV) EXPENSES :			
COST OF MATERIALS CONSUMED	19	25,919.46	22,326.55
PURCHASES OF STOCK-IN-TRADE		2,168.31	2,726.41
CHANGES IN INVENTORIES OF FINISHED GOODS			
WORK-IN-PROGRESS AND STOCK-IN-TRADE	20	(3,695.41)	133.97
EMPLOYEE BENEFITS EXPENSES	21	1,161.23	972.04
FINANCE COSTS	22	163.48	178.98
DEPRECIATION / AMORTISATION	9	256.31	266.59
OTHER EXPENSES	23	3,985.76	3,741.97
TOTAL EXPENSES		29,959.13	30,346.51
V) PROFIT BEFORE TAX		3,866.01	4,181.64
VI) TAX EXPENSES :			
(1) CURRENT TAX		1,076.28	886.17
(2) DEFERRED TAX		6.62	5.50
VII) PROFIT/(LOSS) FOR THE PERIOD FORM CONTINUING OPERATIONS		2,796.35	3,300.97
SHARE OF PROFIT/(LOSS) OF MINORITY INTEREST		30.85	51.28
VIII) PROFIT/(LOSS) FOR THE PERIOD		2,765.50	3,249.69
IX) EARNINGS PER EQUITY SHARE (Face Value ₹ 10/-) :			
BASIC		11.09	13.03
DILUTED		11.09	13.03

SIGNIFICANT ACCOUNTING POLICIES

NOTES TO ACCOUNTS

1 to 48

The notes referred to above form an integral part of these consolidated financial statements

As per our attached report of even date.

For and on behalf of the Board

For Pulindra Patel & Co.
Chartered Accountants
ICAI Firm Registration No. 115187W

Manhar R. Bhansali
Chairman & Mg. Director
(DIN No. 00058699)

Rashesh M. Bhansali
Vice Chairman & Mg. Director
(DIN No. 00057931)

Pulindra M. Patel
Proprietor
Membership No.: 048991

Pankaj Parkhiya
Company Secretary

Darshana Patel
Chief Financial Officer

Place : Mumbai
Date : 26th May, 2017

Place : Mumbai
Date : 26th May, 2017

CONSOLIDATED CASH FLOW STATEMENT FOR THE YEAR ENDED 31ST MARCH, 2017

(₹ in lakhs)

PARTICULARS	2016-17	2015-16
	₹	₹
A) CASH FLOW FROM OPERATING ACTIVITIES :		
NET PROFIT BEFORE TAX AND EXTRAORDINARY ITEMS	3,866.01	4,181.64
ADJUSTMENT FOR :		
Depreciation (Notes 8)	256.31	266.59
(Profit)/Loss on sale of Investment (Net)	(753.80)	(617.66)
Revaluation (Profit)/Loss on Investment	(11.01)	(5.87)
(Profit)/Loss on sale of Assets	(80.19)	(298.60)
Dividend received	(97.08)	(34.20)
Share of Minority Interest	92.38	(28.73)
Adjustment for Change of Holding & Translation Reserves	(1.97)	-
Interest Income	(273.61)	(205.01)
Finance Cost	163.48	178.98
	(70.48)	(744.50)
OPERATING PROFIT BEFORE WORKING CAPITAL CHANGES	3,160.53	3,437.14
ADJUSTMENT FOR :		
Trade and other Receivable	2,341.88	2,190.12
Inventories	(3,205.95)	1,174.24
Trade Payable	150.95	(24.13)
	(713.12)	3,340.23
CASH GENERATED FROM OPERATIONS	2,447.41	6,777.37
Direct Tax Paid (net)	(1,298.07)	(884.58)
	(1,298.07)	(884.58)
CASH FLOW BEFORE EXTRAORDINARY ITEMS	1,149.33	5,892.79
NET CASH FROM OPERATING ACTIVITIES	1,149.33	5,892.79
B) CASH FLOW FROM INVESTING ACTIVITIES :		
Purchase of Fixed Assets	(217.88)	(306.20)
Sale of Fixed Assets	16.21	32.82
Purchase of Investments	(11,480.13)	(13,022.51)
Sale of Investments	9,679.99	13,665.25
Interest received	273.61	205.01
Dividend received	80.19	298.60
NET CASH FROM/(USED IN) INVESTING ACTIVITIES	(1,648.01)	872.97
C) CASH FLOW FROM FINANCING ACTIVITIES :		
Proceeds/(Repayment) of Long Term Borrowing	(1,679.88)	(3,477.85)
Finance Cost	(163.48)	(178.98)
Dividend paid	(623.65)	(873.11)
NET CASH USED IN FINANCING ACTIVITIES	(2,467.01)	(4,529.95)
NET INCREASE/(DECREASE) IN CASH AND CASH EQUIVALENTS	(2,965.69)	2,235.82
CASH AND CASH EQUIVALENTS AS AT 01.04.2016	4,322.59	2,086.76
CASH AND CASH EQUIVALENTS AS AT 31.03.2017	1,356.91	4,322.59

Notes :

- Figures in brackets represents Cash Outflows
- Direct taxes paid are treated as arising from operating activities and are not bifurcated between Investing and financing activities.

As per our attached report of even date.

For and on behalf of the Board

For Pulindra Patel & Co.
Chartered Accountants
ICAI Firm Registration No. 115187W

Manhar R. Bhansali
Chairman
(DIN No. 00058699)

Rashesh M. Bhansali
Vice Chairman & Mg. Director
(DIN No. 00057931)

Pulindra M. Patel
Proprietor
Membership No.: 048991
Place : Mumbai
Date : 26th May, 2017

Pankaj Parkhiya
Company Secretary
Place : Mumbai
Date : 26th May, 2017

Darshana Patel
Chief Financial Officer

SIGNIFICANT ACCOUNTING POLICIES TO THE CONSOLIDATED BALANCE SHEET AND PROFIT AND LOSS ACCOUNT

SIGNIFICANT ACCOUNTING POLICIES :

A NATURE OF OPERATIONS :

Goldiam International Limited ("Parent Company" or the "The Company"), a public limited company, together with its subsidiaries joint venture and associates (hereinafter collectively referred to as the "Group") operates as a manufacturer of diamond studded Gold, Platinum and Silver Jewellery. The business includes entire chain of marketing , production and distribution of Jewellery all over the world.

The Parent Company's shares are listed for trading on the Bombay Stock Exchange Limited and National Stock Exchange of India Limited.

B BASIS OF PREPARATION OF FINANCIAL STATEMENTS :

- (i) a) The financial statements have been prepared in compliance with all material aspects with Accounting Standard prescribed under section 133 of The Companies Act, 2013 read with Rule 7 of the Companies (Accounts) Rules 2014 to the extent applicable and guidelines issued by the Securities and Exchange Board of India, to the extent applicable.
- b) The financial statements are based on historical cost convention and are prepared on accrual basis.
- c) Accounting Policies have been consistently applied by the Group and are consistent with those used in the previous year.
- d) The preparation of financial statements in conformity with generally accepted accounting principles requires management to make estimates and assumptions that affect the reported amounts of assets and liabilities and disclosure of contingent liabilities at the date of financial statements and the results of operations during the reporting period end. Although these estimates are based upon management's best knowledge of current events and actions, actual result could differ from these estimates.
- (ii) The Consolidated Financial Statements comprise the financial statements of Goldiam International Limited (the Company), its subsidiaries, associates and joint ventures reference in these notes to 'the Company' shall mean to include Goldiam International Limited and/or any of its subsidiaries / associates / joint venture, consolidated in these financial statements, unless otherwise stated.
- (iii) These consolidated financial statements have been prepared and presented under the historical cost convention, except as disclosed in the financial statements, on accrual basis of accounting in accordance with the Generally Accepted Accounting Principles (GAAP) in India and comply with the Accounting Standard (AS)- 21 "Consolidated Financial Statements" and Accounting Standard (AS)- 27 "Financial Reporting of Interests in Joint Ventures" in consolidated financial statements to the extent applicable.
- (iv) The financial statements are prepared under historical cost convention, on accrual basis, and have been prepared in accordance with the Accounting Standards issued by The Institute of Chartered Accountants of India. The accounting policies have been consistently applied by the Group unless otherwise stated.
- (v) In preparing Group's financial statements in conformity with accounting principles generally accepted in India, management is required to make estimates and assumptions that affect the reported amounts of assets and liabilities and the disclosure of contingent liabilities at the date of the financial statements and the reported amounts of revenues and expenses during the reporting period; actual results could differ from those estimates.
- (vi) The financial statements of the Company, its subsidiaries and Joint Ventures are drawn up to the same reporting date i.e. 31st March, 2017.

C PRINCIPLES OF CONSOLIDATION :

- (i) The consolidated financial statements relate to GOLDIAM INTERNATIONAL LIMITED ("the Company"), its subsidiaries, consolidated financial statements of subsidiary and Joint Venture ("The Group") which have been prepared in accordance with Accounting Standards on Consolidated Financial Statements, (AS-21) and Financial Reporting of Interests in Joint Ventures (AS-27) issued by the Institute of Chartered Accountants of India.
- (ii) The financial statements of the Company and its subsidiary companies is combined on a line-by-line basis by adding together the book values of like items of assets, liabilities, income and expenses, after eliminating intra-group balances and intra-group transactions resulting in unrealised profits or losses.
- (iii) In case of foreign subsidiaries, being non-integral foreign operations, revenue items are consolidated at the average rate prevailing during the year. All assets and liabilities are converted at rates prevailing at the end of the year. Any exchange difference arising on consolidation is recognised and shown as Foreign Currency Translation Reserves.

- iv) The difference between the proceeds from disposal of investment in subsidiaries and the carrying amount of its assets less liabilities as of the date of disposal is recognised in the consolidated statement of Profit and Loss Account, being the profit or loss on disposal of investment in subsidiary.
- v) The excess/deficit of cost to the Parent Company of its investment over its portion of net worth in the consolidated entities at the respective dates on which the investment in such entities was made is recognised in the financial statements as goodwill/capital reserve. The Parent Company's net worth in such entities is determined on the basis of the book values of assets and liabilities as per the financial statements of the entities as on the date of the investment.
- vi) Minority interest in the net assets of the consolidated subsidiaries consists of :
 - (1) The amount of equity attributable to minorities at the date on which accounts are made.
 - (2) The minorities' share of movements in the reserves since the date the parent-subsidiary relationship came into existence.
- vii) Figures pertaining to the subsidiary companies have been reclassified wherever necessary to bring them in line with the Parent Company's financial statements.
- viii) As far as possible, the consolidated financial statements are prepared using uniform accounting policies for like transactions and other events in similar circumstances and are presented in the same manner as the Company's separate financial statements.
- ix) **The basis of consolidation for Joint Venture :**

In preparing consolidated financial statements the consolidation of Joint Venture is done on proportionate consolidation method.

 - (a) Revenue items are consolidated at the average rate prevailing during the year. Monetary items of Receivables and Payables of the Joint Venture have been translated using the closing exchange rate at the date of the Balance Sheet.
 - (b) Fixed Assets of the Joint Venture have been translated at the transaction date.
 - (c) The net exchange difference resulting from the translation of the items in the financial statements of Joint Venture have been recognised as income or expense for the period.

D ACCOUNTING POLICIES:

(i) FIXED ASSETS :

I) Tangible Assets :

Fixed assets (excluding land & building) are stated at historical cost less accumulated depreciation. Land of one of the subsidiary has been revalued as on 31st March, 2007 at replacement values. Difference in replacement value and historical cost has been transferred to Revaluation Reserve account of the subsidiary in that year. No depreciation has been charged on revalued asset as the revaluation is with respect to Land.

II) Intangible Assets :

Intangible Assets are stated at cost of acquisition net of recoverable taxes less accumulated amortisation /depletion and impairment loss, if any. The cost comprises purchase price, and any cost directly attributable to bringing the asset to its working condition for the intended use.

(ii) DEPRECIATION :

I) Tangible Assets :

Depreciation is provided as per the useful life prescribed in Schedule II of the Companies Act, 2013 based on "Written Down Value" method. Depreciation on addition to fixed assets is provided on prorata basis from the date of acquisition or installation. Depreciation on assets sold, discarded, demolished or scrapped, is provided up to the date on which the said asset is sold, discarded, demolished or scrapped.

II) Intangible Assets :

Intangible Assets are stated at cost of acquisition net of recoverable taxes less accumulated amortisation /depletion and impairment loss, if any. The cost comprises purchase price, and any cost directly attributable to bringing the asset to its working condition for the intended use.

(iii) IMPAIRMENT OF ASSETS :

- i) At each Balance Sheet date, the Group determines whether a provision should be made for impairment loss on fixed assets by considering the indications that an impairment loss may have occurred in accordance with Accounting Standard (AS)-28 "Impairment of Assets". A provision for impairment loss is made wherever the carrying amount of an asset exceeds its recoverable amount. A previously recognized impairment loss is increased or reversed depending on changes in circumstances. However, the carrying value after reversal is not increased beyond the carrying value that would have prevailed by charging usual depreciation if no impairment loss had been recognized.

- ii) After Impairment, depreciation is provided on the revised carrying amount of the assets.

(iv) INVENTORIES :

- i) Raw materials are valued at cost or market value, whichever is lower on First In First Out (FIFO) basis.
- ii) Stores and Spares are valued at cost on First In First Out (FIFO) basis.
- iii) Work in progress, manufactured finished goods and traded goods are valued at the lower of cost and net realisable value. Cost of work in progress and manufactured finished goods comprises direct material, cost of conversion and other costs incurred in bringing these inventories to their present location and condition. Trading goods are valued at cost or net realisable value, whichever is lower.

Note: Inventories of cut and polished diamonds of holding company and its subsidiaries in India are valued at cost or market price whichever is lower based on the valuation report obtained from Government approved Valuer.

(v) FOREIGN CURRENCY TRANSACTIONS AND TRANSLATION OF FINANCIAL STATEMENTS OF FOREIGN SUBSIDIARIES

Monetary Assets (including bank account maintained in foreign currency) except those which are covered by forward exchange contracts and monetary liabilities, i.e. items to be received or paid in foreign currency, are stated at the exchange rates prevailing on the date of Balance Sheet. In case of transactions which are covered by forward exchange contracts, the difference between the forward rate and the spot rate is recognised as income or expense over the life of contracts. Realised gains and losses on foreign currency transactions are recognised in the Profit & Loss Account.

Reporting currency for the group is Indian Rupees. The functional currency of foreign subsidiary is US Dollar and of Joint Venture is HK Dollar. In preparing consolidated financial statements both monetary and non-monetary assets and liabilities are translated using the exchange rate as at the Balance Sheet date and revenues, cost and expenses are translated using average of exchange rates during the reporting period. Share capital and opening Reserves and Surplus, opening Fixed Assets are carried at historical cost. Resultant currency translation exchange gain/loss is disclosed as "Foreign Currency Translation Reserve" in Reserves and Surplus.

Monetary items which are covered by forward exchange contracts, the difference between the year end rate and rate on the date of the contract is recognised as exchange difference and is recognised over the life of the contract.

Any profit or loss arising on cancellation or renewal of forward foreign exchange contracts is recognised as income or expense for the year. In respect of foreign currency option contracts which are entered into to hedge highly probable forecasted transactions the cost of these contracts, if any, is expensed over the period of the contract. Any profit or loss arising on settlement or cancellation of currency options is recognised as income or expense for the period in which settlement or cancellation takes place.

(vi) INVESTMENTS :

- i) Investments that are intended to be held for more than a year from the date of acquisition and those having fixed maturity period of more than a year are classified as long-term investments and are stated at cost. Provision for diminution in value of long-term investments is made, if the diminution is other than temporary. However, that part of long term investments which are expected to be realized within twelve months from the Balance Sheet date is presented under "Current Investments".
- ii) Current investments are valued at cost or market value on scrip wise basis. Cost is determined on First In First Out (FIFO) basis.
- iii) Reclassification of investments are made at the lower of cost and fair value at the date of transfer.

(vii) RECOGNITION OF INCOME AND EXPENDITURE :

Revenues/Incomes and Costs/Expenditures are generally accounted on accrual basis as they are earned or incurred.

SALES :

Domestic sales are accounted on dispatch of products to customers and Export sales (net of returns) are accounted on the basis of dates of Airway Bills. Domestic Sales are disclosed net of Value Added Tax, discounts and returns as applicable.

DIVIDEND :

Revenue is recognised when the right to receive is established.

INTEREST:

Interest income is recognised on a time proportion basis taking into account the amount outstanding and the rate applicable.

(viii) RETIREMENT BENEFITS TO EMPLOYEES

a) Short-term employee benefits :

All employee benefits payable within twelve months of receiving employee services are classified as short-term employee benefits. These benefits include salaries and wages, bonus and ex-gratia.

b) Defined Contribution Plan :

Employee benefits in the form of contribution to Provident Fund managed by Government authorities, Employees State Insurance Corporation and Labour Welfare Fund are considered as defined contribution plan and the contributions are charged to the Profit and Loss Account of the year when the contributions to the respective funds are due.

c) Defined Benefit Plan :

Retirement benefit in the form of Gratuity benefit is considered as defined benefit obligation and is provided for on the basis of an actuarial valuation.

Gratuity :

The Company has an obligation towards gratuity, a defined benefit retirement plan covering eligible employees. The plan provides for payment to vested employees at retirement, death while in employment or on termination of employment of an amount based on the respective employee's salary and the tenure of employment. Vesting occurs upon completion of given years of service. The company makes contribution to employees group gratuity fund established by Life Insurance Corporation of India. Actuarial gains and losses arising from changes in actuarial assumptions are recognised in the Profit and Loss account in the period in which they arise.

(ix) SEGMENT INFORMATION :

The Company prepares its segment information in conformity with the accounting policies adopted for preparing and presenting the financial statements of the Company as a whole and the Company has two business segments viz. Jewellery Manufacturing and Investment Activity.

(x) BORROWING COST :

Financial Income and borrowing costs include interest income on bank deposits and interest expense on loans recognised when the right to receive the payment is established.

(xi) EARNING PER SHARE :

Basic earnings per share are calculated by dividing the net profit or loss for the year attributable to equity shareholders by the weighted average number of equity shares outstanding during the year. The weighted average number of equity shares outstanding during the period are adjusted for events of rights issue. For the purpose of calculating diluted earnings per share, the net profit or loss attributable to equity shareholders and the weighted average number of shares outstanding during the year are adjusted for the effects of all dilutive potential equity shares.

(xii) PROVISION FOR CURRENT AND DEFERRED TAX :

Tax expense comprises of Current and Deferred tax :

Income tax expense comprises current and deferred tax in Consolidated Profit and Loss Account is the aggregate of the amounts of tax expense appearing in the separate financial statements of the Parent Company and its subsidiaries and associates. The current charge for income taxes is calculated in accordance with the relevant tax regulations applicable to each entity using tax rates enacted or substantially enacted at the Balance Sheet date.

Deferred income tax reflects the impact of current year timing differences between taxable income / losses and accounting income for the year and reversal of timing differences of earlier years. Deferred tax is measured on the tax rates and tax laws enacted or substantively enacted as at the Balance Sheet date. Deferred tax assets are recognized only to the extent that there is reasonable certainty that sufficient future taxable income will be available against which such deferred tax assets can be realized. In respect of carry forward losses deferred tax assets are recognised only to the extent there is virtual certainty that sufficient future taxable income will be available against which such losses can be setoff.

(xiii) PROVISIONS/ CONTINGENCIES :

A Provision is created when an enterprise has a present obligation as a result of past event that probably requires an outflow of resources and a reliable estimate can be made of the amount and it is probable that an outflow of resources will be required to settle the obligation. A disclosure for contingent Liability is made when there is a possible obligation or a present obligation that may, but probably will not, require an outflow of resources. When there is a possible obligation or a present obligation in respect of which the likelihood of outflow of resources is remote, no provision or disclosure is made.

The Company does not recognise assets which are of contingent nature until there is virtual certainty of realisability of such assets. However, if it has become virtual certain that an inflow of economic benefits will arise, assets and related income are recognised in the financial statements of the period in which the change occurs.

Notes to the financial statements for the year ended 31st March, 2017

1 SHARE CAPITAL :

(₹ in lakhs)

Particulars	As at 31.03.2017 ₹	As at 31.03.2016 ₹
AUTHORISED CAPITAL		
31000000 Equity Shares of ₹10/- each		
(Previous year 31000000 Equity Shares of ₹10/- each)	3,100.00	3,100.00
	<u>3,100.00</u>	<u>3,100.00</u>
Issued capital		
24945996 Equity Shares of ₹10/- each	2,494.60	2,494.60
(Previous year 24945996 Equity Shares of ₹10/- each)	<u>2,494.60</u>	<u>2,494.60</u>
Subscribed and Paid up Capital		
24945996 Equity Shares of ₹10/- each	2,494.60	2,494.60
(Previous year 24945996 Equity Shares of ₹10/- each)	<u>2,494.60</u>	<u>2,494.60</u>
TOTAL	<u>2,494.60</u>	<u>2,494.60</u>

1.1 Reconciliation of the number of shares and amount outstanding at the beginning and at the end of the reporting period:

Details to be given for each class of shares separately for Issued, Subscribed and fully paid up and Subscribed but not fully paid up, as applicable.

Particulars	Opening Bal.	Closing Bal.
Equity shares with voting rights		
Year ended 31 March, 2016		
- Number of shares	24945996	24945996
- Amount (₹)	2,494.60	2,494.60
Year ended 31 March, 2017		
- Number of shares	24945996	24945996
- Amount (₹)	2,494.60	2,494.60
Equity shares with differential voting rights		
Year ended 31 March, 2016	-	-
Year ended 31 March, 2017	-	-

1.2 Details of shares held by each shareholder holding more than 5% shares:

Class of shares / Name of shareholder	As at 31 March, 2017		As at 31 March, 2016	
	Number of shares held	% holding in that class of shares	Number of shares held	% holding in that class of shares
Equity shares with voting rights				
Mr. Manhar Bhansali	7103428	28.48%	7103428	28.48%
Mr. Rashesh Bhansali	6000000	24.05%	6000000	24.05%
M/s Diajewel N.V.	2700000	10.82%	2700000	10.82%
Equity shares with differential voting rights	-	-	-	-

Goldiam International Limited

1.3 Aggregate number and class of shares allotted as fully paid up pursuant to contract(s) without payment being received in cash, bonus shares and shares bought back for the period of 5 years immediately preceding the Balance Sheet date:

Particulars	Aggregate number of shares	
	As at 31.03.2017	As at 31.03.2016
<u>Equity shares with voting rights</u>		
Fully paid up pursuant to contract(s) without payment being received in cash	-	-
Fully paid up by way of bonus shares	-	-
Shares bought back	-	-
<u>Equity shares with differential voting rights</u>		
Fully paid up pursuant to contract(s) without payment being received in cash	-	-
Fully paid up by way of bonus shares	-	-
Shares bought back	-	-

(₹ in lakhs)

Particulars	As at 31.03.2017	As at 31.03.2016
	₹	₹

2 RESERVES AND SURPLUS :

1. Capital Redemption Reserve		
As per last Balance Sheet	208.68	208.68
2. Capital Reserve		
As per last Balance Sheet	547.91	547.91
3. General Reserve		
As per last Balance Sheet	5,055.38	5,055.38
	5,055.38	5,055.38
4. Surplus in the Statement of Profit & Loss Account		
As per last Balance Sheet	19,460.78	16,967.77
Add : Net Profit after tax transferred from Statement of Profit and Loss	2,765.50	3,249.69
Amount available for appropriation	22,226.27	20,217.46
Less : Appropriations		
Interim Dividend	498.92	498.92
Proposed Dividend	-	124.73
Tax on Interim / Proposed Dividend	115.54	133.03
Balance in profit and loss account	21,611.82	19,460.78
5. Foreign Currency Translation Reserves	393.78	301.39
TOTAL	27,817.57	25,574.14

3 LONG TERM BORROWINGS :

a) Secured Loans :

Car Loan

From Bank :

ICICI Bank Limited

0.90 6.11

Motor Car Loan taken from ICICI Bank Limited Secured against Motor Car

Type of Loan	Rate of Interest	Maturity Period
--------------	------------------	-----------------

Loan for purchase of Motor Car	10.49%	15th April, 2018
--------------------------------	--------	------------------

TOTAL

0.90 6.11

Particulars	As at 31.03.2017 ₹	As at 31.03.2016 ₹
4 DEFERRED TAXES :		
Deferred Tax Liabilities :		
i) relating to Depreciation, amortisation and Impairment	99.00	108.46
	<u>99.00</u>	<u>108.46</u>
Less : Deferred Tax Assets :		
i) relating to Employee benefits & provision thereof	-	1.24
ii) relating to Depreciation, amortisation and Impairment	40.40	36.02
	<u>40.40</u>	<u>37.26</u>
	<u>58.59</u>	<u>71.20</u>

5 SHORT TERM BORROWINGS :

a) Secured Loans :

Working Capital Loans

From Bank :

a) Foreign Currency Loans	2,155.19	3,548.03
b) Rupee Loans	927.89	1,216.78

Motor Car Loan :

Bank Car Loan	7.06	-
---------------	------	---

Working Capital Loans :

- a) ₹ 649.43 lakh Loan Taken from Citi Bank Secured by Secured by Pledge on investments in Fixed Maturity Plan (FMP) / Debt Mutual Funds and Deemad Promissory Note of ₹ 2500.00 Lacs and Letter of Continuity.

Particulars	Unit
Franklin India Corporate Bond Opportunities Fund-Growth	5874265.618
Franklin India Short Term Income Plan -Retail Plan-Growth	38341.180
ICICI Prudential Liquid - Regular Plan - Growth	2278.340
Franklin India Treasury Management Account Super Institutional Plan-Growth	237875.542

- b) ₹746.40 lakhs Loan taken from HBSC Bank Secured by Pledge of Mutual Funds / Bonds and Deemad Promissory Note of ₹2750.00 lakhs.

Particulars	Unit
Birla Sun Life Savings Fund - Growth - Regular Plan	186266.53
Birla Sun Life Dynamic Bond Fund - Retail - Growth - Regular Plan (Lien upto 22.03.2017)	2526145.61
ICICI Prudential Flexible Income - Regular Plan - Growth	537293.11

- c) ₹Nil lakhs loan taken from Kotak Bank Limited secured by Pledge of Debt Funds/Income Funds / Fixed Maturity Plan with minimum Valuation of ₹2775.00 lakhs or Lien over acceptable equity shares with minimum valuation of ₹5000.00 lakhs or Lien over arbitrage fund with with minimum valuation of ₹2775.00 lakhs or Lien over liquid fund with with minimum valuation of ₹2625.00 lakhs and Deemad Promissory Note of ₹2500.00 lakhs).

Goldiam International Limited

Particulars	Unit
Infosys Ltd. (Lien upto 21/06/2016)	20000.000
Reliance Capital Builder Fund- Series a-Growth Plan (Lien upto 27/03/2017)	1000000.000
Kotak FMP Series 172-Growth- Regular Plan (Lien upto 30/03/2017)	142423.092
ICICI Prudential Value Discovery Fund-Growth (Lien upto 29/03/2017)	1200000.000
ICICI Prudential Income Regular Plan Growth (Lien upto 29/03/2017)	456939.193

d) ₹1150.15 lakhs is secured by hypothecation of Stock, Debtors and Inventories and equitable mortgage of Leasehold Land and Factory Building at R-1 Cama Industrial Estate, Walbhat Road, Goregaon (East), Mumbai-400063. The said limit is also secured by personal guarantee of Mr. Milan R. Mehta director of one of the subsidiary M/s. Diagold Designs Limited.

e) ₹537.10 lakhs is secured by first pari passu charge on present & future Inventories, Receivables, First and exclusive charge on Plant & Machinery & all moveable fixed assets of Goldiam Jewellery Limited and Corporate Guarantee by M/s. Goldiam International Limited and pledge of Mutual Funds/ Bonds through HSBC Bank and Demand Promisory note for ₹3000.00 lakhs.

Particulars	Unit
ICICI Prudential Flexible Income - Regular Plan - Growth	20238.02

e) ₹7.06 lakhs is secured against Motor Car
Car Loan taken from ICICI Bank is secured against Motor Car

Type of Loan	Rate of Interest	Maturity Period
Loan for purchase of Motor Car outstanding	10.49%	15th April, 2018
₹7.06 lakhs was outstanding as on 31st March, 2017		

TOTAL	3,090.14	4,764.81
--------------	-----------------	-----------------

5.2 Details of term of repayment and rate of interest are as set out below :

Type of Loan	Rate of Interest	Maturity Period
Pre-shipment credit in foreign currency	2.44%	Jul-16
Post shipment credit in foreign currency	2.35% to 3.19%	July-17 to Sep-2017

Type of Loan	Rate of Interest	Maturity Period
Post shipment credit in foreign currency	2.69% to 2.76%	4th May- 2017 to 11th June -2017

Type of Loan	Rate of Interest	Maturity Period
Pre-shipment credit in foreign currency	5.25% to 7.25%	Mar -16 to Mar - 17
Post-shipment credit in foreign currency	5.25% to 7.25%	Mar - 16 to Mar -17
Pre-shipment credit in rupee	8.00% to 14.00%	Mar - 16 to Mar -17
Post-shipment credit in rupee	8.00% to 14.00%	Mar - 16 to Mar -17

(₹ in lakhs)

Particulars	As at 31.03.2017	As at 31.03.2016
	₹	₹

6 TRADE PAYABLES :

i) Dues of Micro, Medium & Small enterprises (*)	156.60	111.03
ii) Others	6,906.83	6,949.61

TOTAL	7,063.43	7,060.64
	7,063.42	7,060.64

		(₹ in lakhs)	
Particulars		As at 31.03.2017 ₹	As at 31.03.2016 ₹
7 OTHER CURRENT LIABILITIES :			
a) Statutory dues payable		32.28	14.40
b) Accrued salaries and benefits :			
i) Salaries due to director		29.68	27.28
c) Provisions for expenses		161.87	192.84
e) Unclaimed dividend		45.25	35.84
e) Other payables :			
i) Dues of Micro, Medium & Small enterprises (*)		-	-
ii) Others		187.34	-
f) Security Deposit received		0.50	0.50
g) Advance received from clients		56.09	53.01
TOTAL		513.00	323.87
(*) DETAILS OF DUES TO MICRO ENTERPRISES AND SMALL ENTERPRISES :			
(i) The principal amount and the interest due thereon (to be shown separately) remaining unpaid to any supplier as at the end of each accounting year.		156.60	111.03
(ii) The amount of interest paid by the buyer in terms of Section 16 of the Micro Small and Medium Enterprise Development Act,2006, along with the amounts of the payment made to the supplier beyond the appointed day during each accounting year.		NIL	NIL
(iii) The amount of interest due and payable for the period of delay in making payment (which have been paid but beyond the appointed day during the year) but without adding the interest specified under Micro Small and Medium Enterprise Development Act,2006.		NIL	NIL
(iv) The amount of interest accrued and remaining unpaid at the end of each accounting year.		NIL	NIL
(v) The amount of further interest remaining due and payable even in the succeeding year, until such date when the interest dues as above are actually paid to the small enterprise for the purpose of disallowance as a deductible expenditure under section 23 of the Micro Small and Media Enterprise Development Act,2006.		NIL	NIL
8 SHORT TERM PROVISIONS			
a) Provision for employee benefits :			
i) Provision for Leave	9.08		8.82
ii) Provision for Gratuity	33.39		49.56
		42.47	58.38
b) Provision for others :			
i) Proposed Dividend	-		124.73
ii) Provision for Tax on Proposed Dividend	-		29.46
iii) Provisions for Income Tax	191.71		286.38
		191.71	440.57
TOTAL ₹		234.18	498.95

9 PROPERTY, PLANT AND EQUIPMENT :

Particular	TANGIBLE ASSETS							TOTAL	INTANGIBLE ASSETS COMPUTER SOFTWARE
	Land	Factory Building	Office Premises	Furniture and Fixtures	Plant and Equipments	Office Equipment	Vehicles		
GROSS CARRYING VALUE AT COST	506.47	609.23	1,426.76	293.94	857.80	124.16	338.14	4,156.50	47.01
AS ON 1st APRIL, 2015									
Addition	-	-	0.08	28.39	5.67	17.92	184.60	236.66	99.20
Deduction	-	-	-	-	19.88	0.96	138.93	159.77	54.12
As At 31st March, 2016	506.47	609.23	1,426.84	322.33	843.59	141.12	383.81	4,233.39	153.32
Addition	-	-	-	16.30	20.96	4.49	107.81	149.57	49.36
Deduction	-	-	-	-	-	0.13	35.46	35.59	-
As At 31st March, 2017	506.47	609.23	1,426.84	338.63	864.55	145.48	456.17	4,347.37	202.68
DEPRECIATION / AMORTISATION									
Opening as on 1st April, 2015	-	482.17	165.81	266.62	736.65	90.46	226.09	1,967.80	22.94
Charge for the year	-	11.62	61.40	27.88	53.51	15.21	76.65	246.27	20.31
Deduction	-	-	-	-	18.63	0.91	113.28	132.82	-
As At 31st March, 2016	-	493.79	227.21	294.50	771.53	104.76	189.46	2,081.25	43.25
Charge for the year	-	10.56	58.41	21.30	34.55	15.43	83.26	223.52	32.80
Deduction	-	-	-	-	-	-	30.39	30.39	-
As At 31st March, 2017	-	504.35	285.62	315.80	806.08	120.19	242.33	2,274.38	76.05
Net Carrying Value as at 31st March, 2016		115.44	1,199.63	27.83	72.06	36.36	194.35	2,152.14	110.07
Net Carrying Value as at 31st March, 2017		104.88	1,141.22	22.83	58.47	25.29	213.84	2,072.99	126.63

10 NON - CURRENT INVESTMENT

(₹ in lakhs)

Particulars	No. of Shares Bonds Units	Face Value	As at 31.03.2017	No. of Shares Bonds Units	As at 31.03.2016
(Long Term Investments)					
In Equity Shares - Unquoted, Fully paid up					
1) Sip Technologies Limited	1891	10	0.19	1891	0.19
2) Suashish Diamonds Ltd	-	10	-	1	0.00
OTHER THAN TRADE:					
In Equity Shares - Quoted, Fully paid up					
1) Classic Diamonds (I) Ltd	5	2	0.00	5	0.00
2) Reliable Ventures Ltd	50000	10	12.40	50000	4.95
3) S B & T International Ltd	1	10	0.00	1	0.00
4) Shrenuj & Co Ltd	10	2	0.00	10	0.00
5) Titan Industries Ltd	20	1	0.00	20	0.00
6) Winsome Diamonds And Jewellery Ltd	1	10	0.00	1	0.00
In Units of Mutual Fund - Unquoted					
1) BOI AXA Corporate Credit Spectrum Fund - Regular Plan		10		1500000.000	150.00
2) Edelweiss Banking and PSU Debt Fund - Regular Plan - Growth Old Name - JP Morgan India Banking and PSU Debt Fund - Regular - Growth		10		1500000.000	150.00
3) Kotak Medium Term Fund - Growth (Regular Plan)		10		1500000.000	150.00
In Units of Mutual Fund - Quoted, Fully paid up					
1) Birla Sun Life Fixed Term Plan - Series OF(1151 days) - Growth - Regular	500000.000	10	50.00	-	-
2) HDFC FMP 1184D January 2015 (1) Series 33 - Regular - Growth	1000000.000	10	100.00	1000000.000	100.00
3) Kotak FMP Series 172 - Growth (Regular Plan)	1200000.000	10	120.00	1200000.000	120.00
4) Kotak FMP Series 183 - Growth (Regular Plan)	2500000.000	10	250.00	2500000.000	250.00
5) Reliance Fixed Horizon Fund XXVIII - Series 14 - Growth Plan	750000.000	10	75.00	750000.000	75.00
6) Reliance Capital Builder Fund - Series A - Growth Plan		10		1000000.000	100.00
7) Reliance Capital Builder Fund II - Series B - Growth		10		2000000.000	200.00
8) UTI Fixed Term Income Fund - Series XXII - VI (1098 Days) - Growth Plan	4000000.000	10	400.00	4000000.000	400.00
In Bond - Quoted, Fully paid up					
1) 8.20% Tax Free National Highways Authority of India 10Years Bond	14834	1000	148.34	14834	148.34
2) 8.10% Tax Free Housing and Urban Development Corporation Limited 10 Yrs Bond	8676	1000	86.76	8676	86.76
3) 8.40% Tax Free Indian Railway Finance Corporation Ltd SR-92 15 Yrs Bond	20000	1000	200.00	20000	200.00
4) 7.25% Tax Free Indian Railway Finance Corporation Ltd SR-104 20 Yrs Bond	9060	1000	90.60	9060	90.60
5) 7.35% Tax Free Power Finance Corporation Ltd SR 3A 30 Yrs Bond	1284	1000	12.84	1284	12.84
In Preference Shares - Unquoted, Fully paid up					
8.33%TATACAPITALTD(Non-ConvertibleRedeemableCumulativePreferenceShare18/08/2021)	20000	1000	200.60	20000	200.60
In Preference Shares - Quoted, Fully paid up					
15.99% IL&FS Limited Non Convertible Redeemable Cumulative Preference Share 16/05/2021	3,760	7500	497.47	3760	497.47
In Debentures - Unquoted, Fully paid up					
1) Edelweiss Finvest Pvt Limited - SR - K7L604D BR NCD 25	150.000	100000	150.00	-	-
2) Edelweiss Finvest Pvt Limited - SR - L8L607A BR NCD 29	100.000	100000	100.00	-	-
3) Puranik Builders Private Limited - 16% NCD (48 Months)	-	1000000	-	10	100.00
Note (*) : (NCD refers to Non Convertible Debentures.)					
In Others					
1) ASK Real Estate Special Opportunities Fund - II	227.500	100000	213.50	140	126.00
2) ASK Real Estate Special Situations Fund - I	25.000	100000	25.00	-	-
2) ICICI Prudential Real Estate AIF-I (Alternate Investment Fund) (Previous Year Face Value Rs 65)	200000.000	93	186.00	200000	130.00
3) Kotak Alternate Opportunities (India) Fund	-	-	104.88	-	137.72
4) Kotak India Real Estate Fund - IV	1977.977	1000	19.78	2776.115	27.76
5) Kshitij Venture Capital Fund	30000.000	337.50	101.25	30000.000	101.25
6) Orios Venture Partners Fund - I	247500	100	247.50	187500	187.50
TOTAL			3,392.12		3,746.98
Aggregate amount of quoted investments			2,043.42		2,285.97
Aggregate market value of listed and quoted investments			2,343.29		2,464.36
Aggregate amount of unquoted investments			1,348.70		1,461.02

Goldiam International Limited

(₹ in lakhs)					
Particulars			As at 31.03.2017 ₹	As at 31.03.2016 ₹	
11 LONG - TERM LOANS AND ADVANCES :					
(a) Security deposits					
i) Unsecured, considered good			54.59	36.93	
(b) Other loans and advances					
i) Unsecured, considered good			-	-	
TOTAL			54.59	36.93	
12 CURRENT INVESTMENT					
(₹ in lakhs)					
Particulars	No. of Shares	Face Value	As at 31.03.2017 ₹	No. of Shares	As at 31.03.2016 ₹
In Equity Shares - Quoted, Fully paid up					
1) Ajanta Pharma Limited	1434	2	22.29	-	0.00
2) Amara Raja Batteries Limited	4114	1	36.57	-	0.00
3) Asian Paints Limited	3394	1	32.56	-	0.00
4) Astral Poly Technik Limited	6099	1	26.02	-	0.00
5) Bajaj Finance Limited	4399	2	33.46	-	0.00
6) Bajaj Finserv Limited	1320	5	28.82	-	0.00
7) Britannia Industries Limited	1283	2	37.86	-	0.00
8) Cholamandalam Investment And Finance Company Limited	3161	10	30.49	-	0.00
9) Eicher Motors Limited	162	10	34.20	-	0.00
10) Havells India Limited	8434	1	30.99	-	0.00
11) Indusind Bank Limited	3277	10	35.85	-	0.00
12) Infosys Limited	0	5	0.00	20000	-
13) Kotak Mahindra Bank Limited	3968	5	29.69	-	0.00
14) Lupin Limited	2692	2	38.89	-	0.00
15) Motherson Sumi Sysytems Limited	12029	1	33.64	-	0.00
16) MRF Limited	70	10	36.62	-	0.00
17) Page Industries Limited	276	10	38.41	-	0.00
18) PI Industries Limited	4970	1	35.35	-	0.00
19) Pidilite Industries Limited	4287	1	27.61	-	0.00
20) Shree Cement Limited	196	10	29.23	-	0.00
21) Welspun India Limited	25431	1	22.26	-	0.00
In Units of Mutual Fund (Debt Fund) - Quoted					
1) ICICI Prudential FMP Series 68 - 369 D Plan K Regular Plan - Cumulative	-	10	-	9300000.000	930.00
2) Reliance Capital Builder Fund - Series A - Growth Plan	1000000.000	10	100.00	-	-
3) Reliance Capital Builder Fund II - Series B - Growth	2000000.000	10	200.00	-	-
In Units of Mutual Fund - Unquoted	No. of Units			No. of Units	
1) AmitAlphaFund-SchemeISeriesAmbitAlphaSep2015Srloptll	-	1000	-	19886.000	198.86
2) BirlaSunLifeDynamicBondFund-Retail-Growth-RegularPlan	-	10	-	2526145.607	500.00
3) Birla Sun Life Saving Fund - Growth - Regular Plan	186266.528	10	450.00	186266.528	450.00
4) BOI AXA Corporate Credit Spectrum Fund Regular Plan	1500000.000	10	150.00	-	-
5) DSPBlackRockIncomeOpportunitiesFund-RegularPlan-Growth	1723143.313	10	460.00	-	-
6) EdelweissBankingandPSUDebtFund-RegularPlan-Growth Old Name - JP Morgan India Banking and PSU Debt Fund - Regular Growth	1380198.749	10	150.00	-	-
7) Franklin India Corporate Bond Opportunities Fund - Growth	5874265.618	10	800.00	5874265.62	800.00

Annual Report 2016-17

(₹ in lakhs)					
Particulars	No. of Shares Bonds Units	Face Value	As at 31.03.2017 ₹	No. of Shares Bonds Units	As at 31.03.2016 ₹
8) Franklin India Short Term Income Plan - Retail Plan - Growth	45550.765	1000	1,245.21	45550.77	1,245.21
9) Franklin India Treasury Management Account Super Institutional Plan Growth	2,278.340	1000	41.80	2278.34	41.80
10) HDFC Mid-Cap Opportunities Fund - Regular Plan - Growth	477001.704	10	168.00	477001.70	168.00
11) HDFC Short Term Plan - Regular Plan - Growth	926841.325	10	300.00	0.00	-
12) ICICI Prudential Flexible Income - Regular Plan - Growth	1469008.214	10	3,916.35	770786.56	1,846.45
13) ICICI Prudential Income - Regular Plan - Growth	648953.044	10	280.90	648953.04	280.90
14) ICICI Prudential Liquid - Regular Plan - Growth	237875.542	10	431.21	237875.54	431.21
15) ICICI Prudential Income Opportunities Fund - Growth	-	10	-	770649.56	150.00
16) ICICI Prudential Regular Savings Fund - Growth	1730153.695	10	300.00	0.00	-
17) ICICI Prudential Value Discovery Fund - Regular Plan - Growth	142423.092	10	150.00	142423.09	150.00
18) IDFC Dynamic Bond Fund - Growth - (Regular Plan)	-	10	-	885232.55	150.00
19) Kotak Floater Short Term - Growth (Regular Plan)	7832.0368	1000	201.94	0.00	-
20) Kotak Medium Team Fund Growth	1435846.384	10	150.00		
21) PNB Principal Low Duration Fund-Regular Plan Growth	4490.732	10	115.00	0.00	-
22) Reliance Dynamic Bond Fund - Growth Plan	526837.081	10	100.00	526837.08	100.00
23) Reliance Regular Saving Fund - Debt Plan - Growth Plan - Growth Option	1542194.440	10	300.00	1542194.44	300.00
24) Sundaram Flexi Fund Short Term Plan Bonus	-	10	-	503363.45	-
TOTAL ₹			10,651.23		7,742.42
Aggregate amount of quoted investments			940.82		930.00
Aggregate market value of listed and quoted investments			766.58		1,428.41
Aggregate amount of unquoted investments			9,710.41		6,812.41

The Following Mutual Fund units has been earmaked against the secured loan taken From bank :

Particulars	Number of Units
Franklin India Corporate Bond Opportunities Fund-Growth	5874265.618
Franklin India Short Term Income Plan -Retail Plan-Growth	38341.180
Franklin India Treasury Management Account Super Institutional Plan-Growth	2278.340
ICICI Prudential Liquid - Regular Plan - Growth	237875.542
Birla Sun Life Savings Fund - Growth - Regular Plan	186266.528
ICICI Prudential Flexible Income - Regular Plan - Growth	557531.120
8.40% Indian Railway Finance Corporation Ltd. SR -92 BD 18FB29	20000.000
Kotak FMP Series 172-Growth- Regular Plan	200000.000
	(₹ in lakhs)

Particulars	₹	As at 31.03.2017 ₹	As at 31.03.2016 ₹
13 INVENTORIES :			
i) Raw Materials	4,041.60		4,528.18
ii) Work in Process	745.74		773.72
iii) Finished Goods	8,614.27		4,890.88
iv) Stock of consumable Stores & Spare parts	22.02		24.91
		13,423.63	10,217.69
TOTAL		13,423.63	10,217.69

Goldiam International Limited

13.1 Inventories except Consumables Stores and Spares are valued at cost or net realisable value whichever is less.
Consumables Stores and Spares are valued at cost.

Particulars	As at 31.03.2017 ₹	As at 31.03.2016 ₹
14 TRADE RECEIVABLES :		
(Unsecured)		
a) Outstanding for a period exceeding six months from due date		
- considered good	797.01	1,086.49
- considered doubtful		
b) Other Debts-considered good		
- considered good	9,032.21	10,551.24
- considered doubtful		
TOTAL	9,829.21	11,637.73
	9,829.21	11,637.73
15 CASH & BANK BALANCE :		
Cash On Hand	57.99	24.38
Balance with Bank		
i) Current Account	612.33	2,519.08
ii) EEFC Account	603.83	1,708.69
iii) Fixed Deposit with Banks	82.76	70.43
TOTAL	1,356.91	4,322.58
	1,356.91	4,322.58
Balance in current account includes earmarked balance ₹ 45.25 lakh (previous year ₹ 39.14 Lakh).		
16 SHORT TERM LOANS & ADVANCES :		
a) Prepaid Expenses	37.85	42.52
b) Balances with government authorities :		
i) Vat & Service Tax Receivable	580.23	450.94
c) Inter Corporate Deposits	225.00	275.00
d) Others :		
i) Secured, considered good		
ii) Unsecured, considered good	555.75	1,181.39
iii) Doubtful		
e) Advance Tax (Net off Provision)	77.51	74.35
TOTAL	1,476.34	2,024.20
	1,476.34	2,024.20

		(₹ in lakhs)	
Particulars	For the Year Ended 31.03.2017 ₹	For the Year Ended 31.03.2016 ₹	
17 REVENUE FROM OPERATIONS :			
a) Sales of Manufactured Goods	31,256.36	32,092.38	
b) Sales of Trading Goods	650.41	745.96	
c) Sale of Services	162.19	164.47	
TOTAL	<u>32,068.96</u>	<u>33,002.81</u>	
Sale of products comprises :			
a) Manufactured goods :			
i) Sales of gold Jewellery	31,132.28	32,042.32	
ii) Sales of Silver Jewellery	85.90	49.98	
ii) Sales of Platinum Jewellery	31.35	-	
iii) Sales of Other Misc. Products	6.83	0.08	
	<u>31,256.36</u>	<u>32,092.38</u>	
b) Traded goods :			
i) Sales of Cut & Polished Diamond	448.19	735.03	
ii) Sales of findings	-	10.88	
iii) Sales of Metals	201.59	-	
iv) Sales of Other Misc. Products	0.63	0.05	
	<u>650.41</u>	<u>745.96</u>	
c) Sales of Services :			
i) Job work Income	162.19	164.47	
	<u>162.19</u>	<u>164.47</u>	
18 OTHER INCOME :			
a) Dividend income from Investment	80.19	298.60	
b) Net gain on sale of current and non current investments	752.57	605.43	
c) Interest received on Bond	6.07	6.10	
d) Interest Received on Loan	267.55	198.91	
e) Net gain on foreign currency transactions and translation	200.66	401.44	
f) Misc. Income	6.80	3.00	
g) Rent Income	32.30	2.40	
h) Profit on sale of Assets	11.01	5.87	
i) Credit Balance written back	1.97	2.57	
j) Bad Debts Recovered	387.73	-	
k) Consultancy and Labour Charges	9.34	-	
l) Sale of Scrap	-	1.02	
TOTAL	<u>1756.18</u>	<u>1,525.34</u>	
19 RAW MATERIALS CONSUMED :			
Opening Stock :	4,528.18	5,569.95	
Add: Purchases :	<u>25,432.88</u>	<u>21,284.78</u>	
	29,961.06	26,854.73	
Less : Closing Stock	4,041.60	4,528.18	
TOTAL	<u>25,919.46</u>	<u>22,326.55</u>	

Goldiam International Limited

Particulars	(₹ in lakhs)	
	For the Year Ended 31.03.2017 ₹	For the Year Ended 31.03.2016 ₹
20 CHANGES IN INVESTORIES OF FINISHED GOODS WORK-IN-PROGRESS AND STOCK-IN-TRADE :		
I) Inventories at the end of the year :		
a) Stock in Process	745.74	773.72
b) Finished Goods	8,614.27	4,890.88
	9,360.01	5,664.60
II) Inventories at the beginning of the year :		
a) Stock in Process	773.72	248.83
b) Finished Goods	4,890.88	5,549.74
	5664.60	5,798.57
TOTAL	(3,695.41)	133.97

21 EMPLOYEE BENEFITS EXPENSES : WAGES, SALARIES AND OTHER BENEFITS :

a) Salaries, Wages, Bonus & Ex-gratia	1126.87	900.15
b) Contribution to E.S.I.C.	2.94	2.66
c) Contribution to Provident Fund	8.16	8.20
d) Contribution to LIC Group Gratuity Scheme	(19.96)	22.42
e) Workmen & Staff Welfare Expenses	43.22	38.61
TOTAL	1161.23	972.04

21.01 GRATUITY :

The Company makes annual contribution to the Employees' Group Gratuity-cum-Life Assurance Scheme of the Life Insurance Corporation of India, a funded benefit plan for qualifying employees. The scheme provides for lump sum payment to vested employees at retirement, death while in employment or on termination of employment of an amount equivalent to 15 days service for each completed year of service or part thereof depending on the date of joining. The benefit vests after five years of continuous service.

Assumptions	(₹ in lakhs)			
	Gratuity Funded 31 st March 2017 ₹	Gratuity Funded 31 st March 2016 ₹	Leave Encashment Non Funded 31 st March 2017 ₹	Leave Encashment Non Funded 31 st March 2016 ₹
Reconciliation of opening and closing balances of the present value of the defined benefit obligation:				
Present Value of obligation as at beginning of year	49.56	26.07	8.82	6.03
Current service cost	6.55	6.40	3.05	3.22
Interest cost	3.82	2.00	0.53	0.35
Actuarial (gain)/loss	(25.53)	15.72	0.58	2.33
Benefits paid	(1.01)	(0.64)	(3.90)	(3.11)
Present Value of obligation as at end of the year	33.39	49.56	9.07	8.82
Change in Plan assets				
Plan assets at period beginning, at fair value	17.70	13.75	-	-
Expected return on plan assets	1.31	1.18	-	-
Actuarial (gain)/loss	2.42	0.52	-	-
Contribution	0.11	2.88	3.90	3.11
Benefits paid	(1.35)	(0.64)	(3.90)	(3.11)
Plan assets at period end 2013, at fair value	20.19	17.70	-	-

Assumptions	(₹ in lakhs)			
	Gratuity Funded 31 st March 2017	Gratuity Funded 31 st March 2016	Leave Encashment Non Funded 31 st March 2017	Leave Encashment Non Funded 31 st March 2016
	₹	₹	₹	₹
Fair Value of Plan Assets				
Fair Value of Plan Assets at the beginning of the year	17.70	13.75	-	-
actual return on plan assets	1.33	1.19	-	-
Contributions	0.11	2.89	0.22	0.03
Benefits paid	(1.35)	(0.64)	(2.95)	(2.42)
Fair Value of Plan Assets at the end of the year	20.10	17.70	-	-
Funded status	-	-	(3.98)	(3.70)
Excess of Actual over estimated return	37.89	34.88	(6.71)	(6.09)

Reconciliation of present value of the obligation and the fair value of plan assets

Fair value of plan assets at the end of the period	27.30	45.12	-	-
Present value of the defined benefit obligation at the end of the period	(8.39)	(4.81)	-	(3.70)
Assets/(Liability) recognised in the Balance Sheet	-6.09	-	(3.98)	-
Net asset/(liability) recognized in Balance Sheet	-6.09	-	1.11	8.82
	6.74	40.31	(2.87)	5.12

Expenses for the year

Current service cost	6.55	6.40	3.05	3.22
Interest cost on benefit obligation	3.82	2.00	0.53	0.35
Expected return on plan assets	(1.31)	(1.18)	-	-
Net actuarial (gain)/loss recognised in the year	-29.01	15.20	1.20	2.33
Total expenses recognised in the Profit and Loss Account	(19.96)	22.42	4.78	5.90

Assumptions	31 st March 2017 Gratuity	31 st March 2016 Gratuity	31 st March 2017 Leave Encashment	31 st March 2016 Leave Encashment
Discount Rate	7.68%	7.68%	9.16%	9.16%
Employee Turnover	5.00%	5.00%	5.00%	5.00%
Salary Escalation	8.00%	8.00%	8.00%	8.00%
Mortality	1994-96 LIC Mortality Table (Std)			

The estimates of future salary increases, considered in actuarial valuation, take account of inflation, seniority, promotion, and other relevant factors, such as supply and demand in the employment market.

Amounts recognised as an expense:

(i) Defined Benefit Plan :

Gratuity includes gratuity cost of ₹1.01 lakhs (Previous year ₹0.64 lakhs).

Leave Encashment ₹3.91 lakhs (Previous year ₹3.11 lakhs).

(ii) Defined Contribution Plan :

Contribution to Provident Fund is ₹8.16 lakh (Previous year ₹8.20 lakhs), ESIC includes ₹2.94 lakh (Previous year ₹2.66 lakhs).

(iii) With respect to foreign subsidiaries and Joint Ventures the same has been accounted as per the respective laws in the country of their incorporation.

Goldiam International Limited

		(₹ in lakhs)	
		For the Year Ended 31.03.2017	For the Year Ended 31.03.2016
	Particulars	₹	₹
22	FINANCE EXPENSES :		
	a) Interest on loan & Others	163.09	178.57
	b) Stamp Duty	0.39	0.41
	TOTAL	163.48	178.98
23	OTHER EXPENSES :		
	a) Stores & Spares	84.28	91.07
	b) Power & Water	139.54	151.78
	c) Repairs & Maintenance	72.44	78.70
	d) Machinery & Electrical Repairs	11.56	19.63
	e) Assortment Labour and Grooving charges	273.08	316.92
	f) Insurance	10.95	12.90
	g) Other Manufacturing Expenses	787.50	686.58
	h) Rent Rates & Taxes	148.72	120.91
	i) Donations	0.37	0.27
	j) Bank Charges	55.17	59.47
	k) Commission on purchase & sales	182.14	258.42
	l) Travelling and conveyance	156.41	150.67
	m) Telephone charges	18.38	18.98
	n) Auditors' Remuneration	6.07	5.89
	o) CSR contribution	54.91	46.75
	p) Portfolio Management fees	9.14	9.74
	q) Security Transaction Tax	1.12	2.06
	r) Discount to Customers	680.07	363.18
	s) Selling and distribution expenses	161.03	294.27
	t) Bad Debts	305.59	336.85
	u) Vehicle Expenses	17.60	15.01
	v) Printing & Stationery	8.18	9.12
	w) General Expenses	801.52	692.81
	TOTAL	3985.76	3,741.98
24	The consolidated accounts for the year ended 31st March, 2017 were consolidated on the basis of the audited accounts presented by the subsidiaries, Diagold Designs Limited, Goldiam Jewellery Limited and Limited Review Report presented by subsidiary, M/s. Goldiam USA, Inc.		
25	The consolidated accounts for the year ended 31st March, 2017 were consolidated on the basis of the audited accounts presented by the Joint Venture, M/s. Goldiam HK Limited.		
26	The accounts of Temple Designs LLP have where in one of the subsidiary M/s. Diagold Designs Limited is a designated partner with a profit sharing of 51% in the said LLP been consolidated as per the audited accounts presented and as per the Financial Reporting of Interests in Joint Ventures (AS-27) issued by the Institute of Chartered Accountants of India.		
27	The accounts of Joint Venture, Goldiam HK Limited, have been consolidated on the basis of total holding of 49.9638% of which Goldiam International Limited's stake is 49.93% and Diagold Designs Limited's stake is 0.0325% in the paid up equity capital of the Joint Venture. The accounts have been consolidated as per the total holding by the Group as per Financial Reporting of Interests in Joint Ventures (AS-27) issued by the Institute of Chartered Accountants of India.		

28 Subsidiaries :

The subsidiary companies considered in the financial statements are :

Name of the Subsidiary	Country of Incorporation	Proportion of ownership interest in (%)	
		2016-17	2015-16
Diagold Designs Limited	India	50.99%	50.99%
Goldiam Jewellery Limited	India	100.00%	100.00%
Goldiam USA, Inc.	USA	100.00%	100.00%

29 Joint Ventures :

- a) The financial statements of the following companies which are in the nature of jointly controlled entities have been consolidated as per AS-27 issued by The Institute of Chartered Accountants of India.

Name of the Company	Incorporated in	Percentage Holding (%)	
		For the Year ended 31.03.2017	For the period ended 31.03.2016
Goldiam HK Limited	Hongkong	49.96%	49.96%
(Joint venture of Holding Company)			

The movement in the Group's share of the aggregate post acquisition reserves of Joint Ventures are as follows :

(₹ in lakhs)

	Godiam HK Limited For the year ended 31.03.2017	Godiam HK Limited For the year ended 31.03.2016
Proportionate Reserves and Surplus as at the beginning of the year	16.25	7.62
Proportionate Transfer to Reserves	-	-
Proportionate surplus/(deficit) in Profit and Loss Account (net of transfer to reserves, dividend etc.)	(100.01)	8.64
Proportionate Reserves and Surplus as at the end of the year	<u>(83.76)</u>	<u>16.25</u>

The following are the Group's shares in the contingent liabilities and commitments of ventures in relation to its Joint Venture.

Name of the Joint Venture Company	% of Holding	Capital Commitment	Contingent Commitment
Goldiam HK Limited	49.96%	-	-

In compliance with the Accounting Standard relating to "Financial Reporting of Interests in Joint Ventures" (AS-27) issued by the Institute of Chartered Accountants of India, the Company has interests in the following jointly controlled entity, which is incorporated out of India.

(₹ in lakhs)

Name of the Company & Country of Incorporation	Percentage of Share holdings %	As at year ended 31st March, 2017		For the year ended 31st March, 2016	
		Assets	Liabilities	Income	Expenditure
Goldiam HK Limited, Hong Kong	49.96%	452.96	412.32	766.47	839.85
(Year ended 31st March, 2016)	49.96%	547.19	48.66	775.66	766.33

- b) The share of interest in Joint Venture is as given below :

30 CONTINGENT LIABILITIES NOT PROVIDED FOR :

- a) The Group has outstanding performance guarantee of ₹2269.90 lakhs as on the Balance Sheet date, executed in favour of Deputy Commissioner of Customs. (Previous year ₹2269.90 lakhs)
- b) The Municipal Corporation of Greater Mumbai has preferred an appeal in the High Court of Judicature at Bombay against the order of Small Causes Court rejecting the claim of Municipal Corporation of Greater Mumbai for an amount of ₹136.97 lakhs (Previous year ₹136.97 lakhs) on account of property tax. The Property tax not provided for is ₹319.82 lakhs as per the capital value determined by the office of Assistant Assessor and Collector of Brihan Mumbai Mahanagarpalika.
- c) The Group has Outstanding Income Tax Demand, which is not paid as disputed by the Group which is as under:

INCOME TAX ASSESSMENT YEAR	AMOUNT DISPUTED
A.Y. 2010-11	43.46
A.Y. 2011-12	37.99
A.Y. 2012-13	76.98
A.Y. 2013-14	96.51
A.Y. 2014-15	4.47

- d) The Group has executed Bank Guarantee of ₹3550 lakhs (Previous year ₹3550 lakhs) favouring The Hongkong and Shanghai Banking Corporation Limited

(₹ in lakhs)

Particulars	2016-17 ₹	2015-16 ₹
31 VALUE OF IMPORTS ON C.I.F. BASIS :		
1 Raw Materials	11,927.34	9,399.84
2 Consumable Stores	24.34	26.63
3 Capital Goods	49.12	26.40
32 EXPENDITURE IN FOREIGN CURRENCY :		
Foreign Travels	44.91	47.51
Other Expenses	30.84	111.20
33 REMITTANCE IN FOREIGN EXCHANGE CURRENCY ON ACCOUNT OF DIVIDEND:		
Year to which Dividend relates	2016-17	2015-16
No. of Foreign Company	1.00	1.00
No. of shares on which remittances were made	2,700,000.00	2,700,000.00
Net Dividend (₹)	54.00	94.50
34 EARNINGS IN FOREIGN EXCHANGE:		
F.O.B.Value of Exports	26,574.45	22,385.99

Note : F.O.B Value of exports has been worked after eliminating sales to foreign subsidiaries and Associates.

35 Unhedged foreign currency exposure :

Particulars	31.03.2017		31.03.2016	
	In \$ lakhs	₹ in lakhs	In \$ lakhs	₹ in lakhs
Outstanding Receivables	\$ 129.167	8,209.14	\$ 160.120	10,617.98
Outstanding creditors for goods and spares	\$ 97.059	6,372.55	\$ 98.889	6,559.61
Exchange Earner's Foreign Currency account with Banks	\$ 9.442	603.83	\$ 26.024	1,708.75
Outstanding creditors for spares (EURO)	\$ 0.009	0.62	0.009	0.66
Bill Discounted with the bank				
Outstanding Payable for Packing Credit Loan in Foreign Currency	\$ 1.089	70.62	\$ 23.906	1,584.12
Post shipment credit in foreign currency with Bank	\$ 32.304	2,084.57	\$ 29.959	1,963.90

		(₹ in lakhs)	
Particulars	2016-17 ₹	2015-16 ₹	
36 MANAGERIAL REMUNERATION :			
i) Salaries	433.57	271.79	
iii) Sitting Fees	8.32	7.45	
iv) Commission	-	26.16	
	<u>441.89</u>	<u>305.40</u>	
37 REMUNERATION TO AUDITORS:			
As Auditors	5.92	5.69	
Tax Audit Fees	0.15	0.20	
	<u>6.07</u>	<u>5.89</u>	
38 EARNING PER SHARE :			
Profit after Tax (₹ in Lakhs)	2765.50	3,249.69	
No. of shares outstanding	24945996	24945996	
Weighted Average no. of shares + potential shares outstanding	24945996	24945996	
Earning per share (Basic) (₹)	11.09	13.03	
Earning per share (Diluted) (₹)	11.09	13.03	
39 RELATED PARTY TRANSACTIONS :			
As per Accounting Standard 18, issued by the Institute of Chartered Accountants of India, the disclosures of transactions with related parties as defined in the Accounting Standard are given below:			
(a) Related parties and relationship where control exists or with whom transactions were entered into :			
1) <u>HOLDING COMPANY :</u> Goldiam International Limited			
2) <u>JOINT VENTURE :</u> Goldiam HK Limited			
4) <u>KEY MANAGERIAL PERSONNEL OF HOLDING COMPANY :</u> Mr. Manhar R. Bhansali Mr. Rashesh M. Bhansali			
5) <u>KEY MANAGERIAL PERSONNEL OF SUBSIDIARIES :</u> Mrs. Ami R. Bhansali Mr. Milan Mehta Mr. Nirav Mehta Mr. Nehal Mehta			
6) <u>RELATIVE OF KEY MANAGERIAL PERSONNEL :</u> Miss Tulsi R. Bhansali Mrs. Nehal Vora Mr. Nehal Mehta			
7) <u>Assocites :</u> Sunshine Corporation Sunshine Exports			

(b) Transactions during the year with related parties:

(₹ in lakhs)

Sr. No.	Nature of Transaction	Key Management Personnel		Relatives of Key Management Personnel		Associates	
		2016-17	2015-16	2016-17	2015-16	2016-17	2015-16
i)	Payments to & provisions for Directors' remuneration	433.57	297.95	-	-	-	-
ii)	Salary	-	-	17.82	69.08	-	-
iii)	Professional Charges	-	-	132.80	15.70	-	-
iv)	Commission Paid	-	-	15.27	11.68	-	-
v)	Rent Paid	-	-	-	-	17.25	-
vi)	Purchase of Goods	-	-	-	-	707.91	1.40
vii)	Sale of Goods	-	-	-	-	14.93	1.83
a)	Outstanding Receivables as on 31st March, 2017	-	-	-	-	-	1.83
b)	Outstanding Payables as on 31st March, 2017	29.68	29.98	-	-	445.96	-

(c) Disclosure in respect of Transactions with related parties during the year

(₹ in lakhs)

Sr. No.	Nature of Transaction	Current Year	Previous Year
i)	Key Management Personnel Payments to & provisions for Directors' remuneration :		
	Rashesh M. Bhansali	240.00	120.00
	Ami R. Bhansali	120.00	110.16
	Milan Mehta	-	42.00
	Nirav Mehta	42.00	9.00
	Kunal Vora	31.57	16.79
ii)	Relatives of Key Management Personnel		
a)	Salary		
	Tulsi Bhansali	17.82	13.52
	Nehal Vora	-	55.56
b)	Professional Charges :		
	Nehal Vora	132.80	-
	Nehal Mehta	-	15.70
c)	Commission :		
	Nehal Mehta	15.27	11.68
iii)	Associates		
a)	Rent Paid :		
	Sunshine Corporation	17.25	-
b)	Purchase of Goods :		
	Sunshine Corporation	707.91	1.40
c)	Sale of Goods :		
	Sunshine Corporation	-	1.83
	Sunshine Exports	14.93	-
a)	Outstanding Receivables as on 31st March, 2017		
	Sunshine Corporation	-	1.83
b)	Outstanding Payables as on 31st March, 2017		
	Rashesh M. Bhansali	13.12	-
	Ami R. Bhansali	6.67	26.16
	Nirav Mehta	2.66	-
	Nehal Vora	-	2.70
	Kunal Vora	7.23	1.13
	Sunshine Corporation	445.96	-

40 INFORMATION GIVEN IN ACCORDANCE WITH THE REQUIREMENTS OF (AS) 17 ON “SEGMENT REPORTING” :

The Company has identified two reportable segments viz. Jewellery Manufacturing and Investment Activity. Segments have been identified and reported taking into account nature of products and services, the different risks and returns and the internal business reporting systems.

- a) Revenue and expenses have been identified to a segment on the basis of relationship to operating activities of the segment. Revenue and expenses which relate to enterprise as a whole and are not allocable to a segment on reasonable basis have been disclosed as “Unallocable”.
- b) Segment Assets and Segment Liabilities represents assets and liabilities in respective segments. Tax related assets and other assets and liabilities that cannot be allocated to a segment on reasonable basis have been disclosed as “Unallocable”.

(i) Primary Segment Information :

(₹ in lakhs)

	Year to 31.03.2017			TOTAL
	JEWELLERY	INVESTMENT ACTIVITY	OTHERS (Unallocated)	
Segment Revenue	32718.76	1107.60	-	33826.36
Segment Results	3150.67	1059.76		4210.43
Less: unallocated expenses net of unallocated (income)			(180.95)	(180.95)
Interest expenses (Net)				163.48
Profit before tax				3866.01
Depreciation and Amortisation				256.31
Non cash expenses other than Depreciation and Amortisation				-
Segment Assets	26804.26	14406.54	1397.31	42608.10
Segment Liabilities (excluding Shareholders' Funds)	11946.8	15.96	333.17	12295.94

(₹ in lakhs)

	Year to 31.03.2016			TOTAL
	JEWELLERY	INVESTMENT ACTIVITY	OTHERS (Unallocated)	
Segment Revenue	33,419.11	1,109.04	-	34,528.15
Segment Results	3,474.52	1,089.01		4,563.53
Less: unallocated expenses net of unallocated (income)			(202.91)	(202.91)
Interest expenses (Net)				178.98
Profit before tax				4,181.64
Depreciation and Amortisation				266.59
Non cash expenses other than Depreciation and Amortisation				-
Segment Assets	24,966.92	12,865.92	4,359.27	42,192.10
Segment Liabilities (excluding Shareholders' Funds)	13,498.90	18.05	607.41	14,124.36

As per Accounting Standard (AS) 17 “Segment Reporting”, the Company has reported segment information on consolidated basis including business conducted through subsidiaries and associates.

The Company has identified Geographic segments as its Secondary Segments.

Secondary segmental reporting is based on the geographical location of the customers. The geographical segments have been disclosed on revenues within India (Sales to customers in India) and revenues outside India (Sales to customers outside India).

41 REPORTING AS PER THE REQUIREMENT UNDER SECTION 186 (4) OF THE COMPANIES ACT, 2013

a) List of Companies to which Guarantee is Provided during the year :-

As regards Corporate Bank Guarantee given by the company in respect of Loans as at 31st March 2016 are as under

(₹ in lakhs)

Sr. No.	Particulars	Amount	Recepient Company	Purpose
1	Outstanding Corporate Bank Guarantee	3,350.00	Goldiam Jewellery Limited	Obtaining working capital loan from bank for export of jewellery.

42 Consolidated Propotionate share of Joint Venture :

a) Share of interest in Joint Ventures Goldiam HK Limited and Temple Designs LLP is as given below:

(₹ in Lakhs)

	As at 31st March, 2017			As at 31st March, 2016		
	Group	Joint Ventures	Total	Group	Joint Ventures	Total
I) EQUITY & LIABILITIES :						
1) SHAREHOLDERS' FUNDS :						
(a) SHARE CAPITAL	2,494.60	-	2,494.60	2,494.60	-	2,494.60
(b) RESERVES AND SURPLUS	27,817.57	-	27,817.57	25,574.14	-	25,574.14
2) MINORITY INTEREST	1,295.31	-	1,295.31	1,361.54	-	1,361.54
3) NON-CURRENT LIABILITIES						
(a) LONG - TERM BORROWINGS	0.90	-	0.90	6.11	-	6.11
(b) DEFERRED TAX LIABILITY (NET)	99.00	-	99.00	108.46	-	108.46
(c) OTHER LONG TERM LIABILITIES				-	-	-
(d) LONG - TERM PROVISIONS				-	-	-
4) CURRENT LIABILITIES						
(a) SHORT TERM BORROWINGS	3,090.14	-	3,090.14	4,764.81	-	4,764.81
(b) TRADE PAYABLES	7,028.93	34.48	7,063.42	7,009.33	51.32	7,060.65
(c) OTHER CURRENT LIABILITIES	134.58	378.43	513.00	323.18	0.68	323.87
(d) SHORT - TERM PROVISIONS	234.18	-	234.18	498.95	-	498.95
TOTAL	42,195.20	412.91	42,608.11	42,141.12	52.00	42,193.12
II) ASSETS :						
1) NON - CURRENT ASSETS						
(a) FIXED ASSETS	2,072.99	-	2,072.99	2,152.14	-	2,152.14
(i) TANGIBLE ASSETS	126.63	-	126.63	110.07	-	110.07
(ii) INTANGIBLE ASSETS	-	-	-	-	-	-
(iii) CAPITAL WORK - IN - PROGRESS	184.07	-	184.07	165.12	-	165.12
(iv) INTANGIBLE ASSETS UNDER DEVELOPMENT	-	-	-	-	-	-

	As at 31st March, 2017			As at 31st March, 2016		
	Group	Joint Ventures	Total	Group	Joint Ventures	Total
(b) NON - CURRENT INVESTMENT	3,392.12	-	3,392.12	3,746.98	-	3,746.98
(c) DEFERRED TAX ASSETS (NET)	40.40		40.40	37.26	-	37.26
(d) LONG - TERM LOANS & ADVANCES	54.59		54.59	36.93	-	36.93
(e) OTHER NON - CURRENT ASSETS	-		-	-	-	-
2) CURRENT ASSETS						
(a) CURRENT INVESTMENT	10,651.23	-	10,651.23	7,742.41	-	7,742.41
(b) INVENTORIES	13,356.81	66.82	13,423.63	9,824.52	393.16	10,217.68
(c) TRADE RECEIVABLES	9,449.62	379.59	9,829.21	11,456.31	181.42	11,637.73
(d) CASH & BANK BALANCE	1,346.75	10.16	1,356.91	4,319.86	2.73	4,322.59
(e) SHORT - TERM LOANS & ADVANCES	1,474.37	1.96	1,476.34	2,009.51	14.69	2,024.20
(f) OTHER CURRENT ASSETS		-				
TOTAL	42,149.57	458.54	42,608.11	41,601.12	592.01	42,193.12

b) The share of interest in Joint Venture is as given below :

Consolidated Proportionate share of Joint Venture :

Share of interest in Joint Ventures Goldiam HK Limited and Temple Designs LLP is as given below:

	For the year ended 31st March, 2017			For the year ended 31st March, 2016		
	Group	Joint Ventures	Total	Group	Joint Ventures	Total
I) REVENUE FROM OPERATIONS	31,24.13	814.83	32,068.96	32,213.69	789.12	33,002.81
II) OTHER INCOME	1,752.45	3.73	1,756.18	1,524.98	0.3	1,525.34
III) TOTAL REVENUE (I+II)	33,006.59	818.55	33,825.14	33,738.67	789.48	34,528.15
IV) EXPENSES :-						
COST OF MATERIALS CONSUMED	25,385.90	533.56	25,919.46	21,530.01	796.54	22,326.55
PURCHASES OF STOCK-IN-TRADE	2,023.36	144.95	2,168.31	2,723.80	2.61	2,726.41
CHANGES IN INVENTORIES OF FINISHED GOODS	-		-	-		-
WORK-IN-PROGRESS AND STOCK-IN-TRADE	(3,790.88)	95.47	(3,695.41)	295.37	(161.40)	133.97
EMPLOYEE BENEFITS EXPENSES	1,133.48	27.75	1,161.23	931.75	40.30	972.04
FINANCE COSTS	163.48	-	163.48	178.92	0.06	178.98
DEPRECIATION/AMORTISATION	256.31	-	256.31	266.59	-	266.59
OTHER EXPENSES	3,885.14	10.62	3,985.76	3,625.69	116.27	3,741.97
	29,056.78	902.35	29,959.13	29,552.13	794.38	30,346.50
V) PROFIT BEFORE TAX (III-IV)	3,949.81	(83.80)	3,866.01	4,186.54	(4.89)	4,181.65

Goldiam International Limited

43 INCLUDED IN CONSOLIDATION :

Name of the Entity in the	Net Assets i.e. total assets minus total liabilities		Net Assets i.e. total assets minus total liabilities		Share in Profit or Loss after Tax		Share in Profit or Loss after Tax	
	As % of consolidated net assets	Amount (₹ in Lakhs)	As % of consolidated net assets	Amount (₹ in Lakhs)	As % of consolidated profit or loss	Amount (₹ in Lakhs)	As % of consolidated profit or loss	Amount (₹ in Lakhs)
	31.03.2017	31.03.2017	31.03.2016	31.03.2016	31.03.2017	31.03.2017	31.03.2016	31.03.2016
1	2	3			4	5	4	5
Parent Subsidiaries								
Indian :								
1. Goldiam International Ltd.	60.98%	18,485.39	66.87%	18,769.50	48.88%	1,366.91	45.81%	1,511.99
2. Goldiam Jewellery Ltd	33.03%	10,011.55	25.06%	7,032.94	50.22%	1,388.76	49.34%	1,628.74
3. Diagold Designs Ltd	4.45%	1,348.15	5.03%	1,412.18	1.16%	32.02	3.17%	104.52
Foreign :								
1. Goldiam USA Inc.	1.41%	426.41	1.27%	355.61	2.99%	82.76	1.42%	46.98
Minority Interests in all Subsidiaries Associates								
(Investment as per the equity method)								
Indian :								
Foreign :								
Joint Ventures								
(as per proportionate consolidation / investment as per the equity method)								
Indian :								
Foreign :								
1. Goldiam HK Limited	0.13%	40.66	1.78%	498.51	-2.68%	(74.11)	0.26%	8.64
TOTAL	100.00%	30,312.17	100.00%	28,068.74	100.00%	2,796.34	100.00%	3,300.88

44 Details of specified Bank Notes held and transacted during the period from 08th November 2016 to 30th December 2016

Particulars	SBNS (500 and 1000)	Other Denomination Notes	Total
Closing Cash in Hand as on 08.11.2016	3,878,300	207,718	4,086,018
(+) Permitted Receipts	220,000	2,914,743	3,134,743
(-) Permitted Payments	138,000	209,979	347,979
(-) Amount deposited in Bank	3,898,500	-	3,898,500
Closing Cash in Hand as on 30.12.2016	61,800	2,912,482	2,974,282

- 45 The Group has made payment of ₹7.83 lakhs (Previous year ₹7.83 lakhs) under protest as against current financial year dues of Property Tax of ₹26.68 lakhs (Previous year ₹26.68 lakhs) as determined by Assistant Assessor & collector of Brihan Mumbai Mahanagarpalika and have provided in ₹18.85 lakhs (previous year ₹18.85 lakhs) for the property tax for the period from 01.04.2016 to 31.03.2017.
- 46 During the year under review, one of the Joint Venture company Goldiam HK Limited has reduced its paid up capital by 75% of total paid up capital in value. Due to this the the total HKD 5,986,625/- invested by the Group has been reduced by HKD 4,489,969/-.
- 47 All assets and liabilities have been classified as current or non-current as per the Company's normal operating cycle and other criteria set out in the Schedule III to the Companies Act, 2013. Based on the nature of products and the time between the acquisition of assets for processing and their realisation in cash and cash equivalents, the Company has ascertained its operating cycle as 12 months for the purpose of current – non current classification of assets and liabilities.
- 48 The previous year's figures have been regrouped and rearranged wherever necessary to make in compliance with the current financial year.

As per our report of even date.

The notes referred to above form an integral part of these consolidated financial statements

As per our attached report of even date.

For and on behalf of the Board

For Pulindra Patel & Co.
Chartered Accountants
ICAI Firm Registration No. 115187W

Manhar R. Bhansali
Chairman & Mg. Director
(DIN No. 00058699)

Rashesh M. Bhansali
Vice Chairman & Mg. Director
(DIN No. 00057931)

Pulindra M. Patel
Proprietor
Membership No.: 048991

Pankaj Parkhiya
Company Secretary

Darshana Patel
Chief Financial Officer

Place : Mumbai
Date : 26th May, 2017

Place : Mumbai
Date : 26th May, 2017

FINANCIAL INFORMATION OF SUBSIDIARY COMPANIES

Form AOC - I

PART "A": Subsidiaries

1	Sl.No.	1	2	3
2	Name of the subsidiary	Goldiam Jewellery Limited	Diagold Designs Limited	Goldiam USA, Inc.
		₹ in Lakhs	₹ in Lakhs	₹ in Lakhs
3	Reporting Currency	INR	INR	USD
4	Share Capital	100.00	399.99	0.00
5	Reserves & surplus	9,911.55	2,243.44	427.58
6	Total Assets	15,332.06	4,873.93	9,841.28
7	Total Liabilities	5,320.51	2,230.49	9,413.70
8	Investments	2,311.57	120.97	-
9	Turnover/Total Income	18,406.15	5,128.34	13,271.58
10	Profit Before Taxation	1,918.06	99.94	130.04
11	Provision for Taxation	529.30	37.00	50.06
12	Exceptional Items	-	-	-
13	Profit After Taxation	1,388.76	62.94	79.98
14	Proposed Dividend	-	-	-
15	% of shareholding	100.00	50.99	100.00
	Country	India	India	USA

As on 31st March, 2017 US\$ 1= ₹ 64.8386

PART "B": Associates

Statement pursuant to section 129 (3) of the Companies Act, 2013 related to Associate Companies.

	Name of Associates	Goldiam HK Limited
1	Latest audited Balance Sheet Date	31-03-2017
2	Shares of Associate held by the company on the year end	
a)	No. of shares	5986625
b)	Amount of investment in Associate (₹ in Lakhs)	82.00
c)	Extend of holding %	49.96%
3	Description of how there is significant influence	% of holding
4	Reason why the associate is not consolidated	N.A.
5	Networth attributable to shareholding as per latest audited balance sheet	40.66
6	Profit/Loss for the year	73.38
7	Total Liabilities	412.59
a)	Considered in Consolidation	(371.92)
b)	Not Considered in Consolidation	-



GOLDIAM INTERNATIONAL LIMITED

CIN: L36912MH1986PLC041203

Registered Office: Gems & Jewellery Complex, M.I.D.C., Seepz, Andheri (East), Mumbai –400 096.

Tel: (022) 2829 1893, 2829 0396, 2829 2397 | Fax: (022) 2829 2885, 2829 0418

Email: goldiam@vsnl.com | Website: www.goldiam.com

Form No. MGT-11

PROXY FORM

[Pursuant to section 105(6) of the Companies Act, 2013 and rule 19(3) of the Companies (Management and Administration) Rules, 2014]

30th Annual General Meeting

Name of Member(s):

Registered Address:

Email :

Folio no/Client No:

DP ID:

I/We, being the member(s) of _____ equity shares of Rs.10/- each of the above named company, hereby appoint

1. Name:
Address:

E-mail Id:Signature:

Or failing him/her

2. Name:
Address:

E-mail Id:Signature:

Or failing him/her

1. Name:
Address:

E-mail Id:Signature:

as my/our proxy to attend and vote (on a poll) for me/us and on my/our behalf at the 30th Annual General Meeting of the company, to be held on Wednesday, September 27, 2017 at 11.00 A.M. at TRIBUNE 1' Banquet hall, 6th Floor, Hotel Tunga International, M.I.D.C Central Road, Andheri (East), Mumbai-400 093 and at any adjournment thereof in respect of such resolutions as are indicated below:

Sr. no.	Resolutions	Optional*	
		For	Against
	ORDINARY BUSINESS		
1	Adoption of the Audited Balance Sheet as at March 31, 2017, the Statement of Profit and Loss for the year ended on that date and the Reports of the Board of Directors and the Auditors thereon.		
2.	Confirm the interim dividend of ₹ 2/- (i.e. 20%) per Equity Share declared for FY 2016-17.		
3.	Re-appointment of Mr. Manhar R. Bhansali who retires by rotation.		
4.	Appoint Messrs J.D. Zatakia & Co., Chartered Accountants as statutory auditors in place of the retiring auditors, Messrs Pulindra Patel & Co. and to fix their remuneration.		
	SPECIAL BUSINESS		
5.	Re-appoint Dr. Raghavachari Srinivasan (DIN: 00003968) as Independent Director of the Company for a second term of four years.		
6.	Appoint Mr. Pannkaj C Ghadiali (DIN 00003462) as an Independent Director		
7.	Approve to change in place of keeping and inspection of registers, returns etc.		

Signed this.....day of..... 2017.

.....

Signature of Shareholder

Affix ₹1/-
Revenue
Stamp

.....

Signature of Proxy holder(s)

Note:

1. This form of proxy in order to be effective should be duly completed and deposited at the Registered Office of the Company, not less than 48 hours before the commencement of the Meeting.
2. *It is Optional to put 'X' in the appropriate column against the Resolutions indicated in the Box. If you leave the 'For' or 'Against' column blank against any or all the resolutions, your Proxy will be entitled to vote in the manner as he/she thinks appropriate.
3. A person can act as a proxy on behalf of members not exceeding fifty and holding in the aggregate not more than 10% of the total share capital of the Company carrying voting rights. A member holding more than 10% of the total share capital of the Company carrying voting rights may appoint a single person as proxy and such person shall not act as a proxy for any other person or shareholder.

NOTES

[illegible]

NOTES

[illegible]

Book-Post

If undelivered, please return to:

GOLDIAM INTERNATIONAL LIMITED

Gems & Jewellery Complex,
SEEPZ, Andheri (East),
Mumbai - 400 096.



GOLDIAM INTERNATIONAL LIMITED

CIN: L36912MH1986PLC041203

Registered Office: Gems & Jewellery Complex, M.I.D.C., SEEPZ, Andheri (East), Mumbai –400 096.

Tel: (022) 2829 1893, 2829 0396, 2829 2397 • **Fax:** (022) 2829 2885, 2829 0418

Email: goldiam@vsnl.com • **Website:** www.goldiam.com

ATTENDANCE SLIP

30th Annual General Meeting

(To be handed over at the entrance to the Meeting Hall)

Sr. No. :

Registered Folio / DP ID & Client ID	
Name and address of the Shareholder Joint Holder 1 Joint Holder 2	
No. of Shares	

I/We hereby record my/our presence at the **THIRTIETH ANNUAL GENERAL MEETING** of the Company at TRIBUNE 1' Banquet hall, 6th Floor, Hotel Tunga International, M.I.D.C Central Road, Andheri (East), Mumbai-400 093 on Wednesday, September 27, 2017 at 11.00 a.m.

Member's Folio/DP ID/Client ID No.

Member's/Proxy's name in Block Letters

Member's/Proxy's Signature

Note:

1. Please complete the Folio/DP ID-Client ID No. and name, sign this Attendance Slip and hand it over at the Attendance Verification Counter at the ENTRANCE OF THE MEETING HALL.

ELECTRONIC VOTING PARTICULARS

Electronic Voting Sequence Number EVSN	User ID	Password
170817002		

Note: Please read the instructions printed under the Note (18) to the Notice of 30th Annual General Meeting dated May 26, 2017. The Voting period starts from September 24, 2017 (9.00 a.m.) and ends on September 26, 2017 (5.00 p.m.). The voting module shall be disabled by CDSL for voting thereafter.