

September 07, 2021

Corporate Relationship Department  
BSE Limited  
PJ Towers  
Dalal Street  
Mumbai - 400 001

Dear Sirs,

Security Code – 526783

**Sub: 27<sup>th</sup> Annual Report of the Company and e-voting process of Dr Agarwal's Eye Hospital Limited for the financial year 2020-21**

Pursuant to Regulation 34 of the SEBI (Listing Obligations and Disclosure Requirements) Regulations, 2015, a copy of the Annual Report along with the Notice convening the 27<sup>th</sup> Annual General Meeting of the Company is enclosed.

In terms of Section 108 of the Companies Act, 2013, read with Rule 20 of The Companies (Management and Administration) Rules, 2014 and the provisions of Regulation 44 of the SEBI (Listing Obligations and Disclosure Requirements) Regulations, 2015, the Company shall provide to its members the facility to exercise their votes electronically for transacting the items of business as set out in the Notice convening the 27<sup>th</sup> Annual General Meeting of the Company.

The Company has entered into an arrangement with Central Depository Services Ltd (CDSL) for facilitating e-voting through their e-voting platform i.e. <https://www.evotingindia.com/>.

The dispatch of annual reports to the shareholders of the company has been commenced on Tuesday, 07 September, 2021.

Kindly take the same on your record.

Thanking You,

Yours faithfully

**FOR DR. AGARWAL'S EYE HOSPITAL LIMITED**



**BALAKRISHNA UDHAY SHANKAR**  
CHIEF FINANCIAL OFFICER

Encl: as above




**Dr. Agarwal's Eye Hospital Ltd.**

**Regd. & Corporate Office :**

3rd Floor, Buhari Towers, No.4, Moores Road, off Greams Road, Near Asan Memorial School, Chennai - 600 006.

Tel. : +91 44 4378 7777 | +91 44 4378 7778 | CIN : L85110TN1994PLC027366 | GST No. : 33AAACD2373G1Z2

Email : [info@dragarwal.com](mailto:info@dragarwal.com) | Website : [www.dragarwal.com](http://www.dragarwal.com)



# SEE THE DIFFERENCE.

DR. AGARWAL'S EYE HOSPITAL LIMITED

27<sup>TH</sup> ANNUAL REPORT | 2020 - 2021



**Dr. Agarwal's**  
EYE HOSPITAL



The background is a solid blue color with a fine white dot pattern. At the top, there are several stylized clouds in light blue and green. At the bottom, there is a row of stylized plants and clouds. From left to right, there is a small plant with dark berries, a yellow cloud, a green cloud, a plant with an orange fruit, a plant with a red apple, a plant with a green leaf, and a plant with a red carrot. The plants have thin white stems and green leaves.

# OUR VISION

To become a global  
healthcare organization with  
best practices from different  
sectors and functions.





# CONTENTS

Chairman's Desk	03
Board of Directors	04
Financial Highlights	07
Notice to Shareholders	08
Directors' Report	22
Management Discussions and Analysis Report	33
Corporate Governance Report	40
Independent Auditor's Report	55
Balance Sheet as at March 31, 2021	63
Statement of Profit and Loss for the year ended March 31, 2021	65
Cash Flow Statement as on March 31, 2021	67
Statement of changes in Equity for the year ended March 31, 2021	69
Notes Forming Part of the Financial Statements for the year ended March 31, 2021	70

# CORPORATE INFORMATION

## DIRECTORS

Dr. Amar Agarwal (DIN: 00435684)

Dr. Athiya Agarwal (DIN: 01365659)

Dr. Adil Agarwal (DIN: 01074272)

CA Sanjay Anand (DIN: 02501139)

Mr T. R. Ramasubramanian (DIN: 08207929)

Mrs. Lakshmi Subramanian (DIN: 00001439)

Chairman Cum Managing Director

Whole-time Director

Director

Independent Director

Independent Director

Independent Director

## CHIEF FINANCIAL OFFICER

Mr. B Udhay Shankar (From December 07, 2020)

## COMPANY SECRETARY & COMPLIANCE OFFICER

Ms. Jully H. Jivani (till August 13, 2021)

## AUDITORS

M/s. Deloitte Haskins & Sells. Chartered Accountants,  
ASV N Ramana Towers, 52, Venkatanarayana Road,  
T.Nagar, Chennai – 600 017.

Ph: 044-6688500

## BANKERS TO THE COMPANY

HDFC Bank, Nungambakkam, Chennai.

## REGISTERED OFFICE

3rd Floor, Buhari Towers,  
No. 4 Moores Road, Off Greaves Road,  
Chennai- 600 006

Website: [www.dragarwal.com](http://www.dragarwal.com)

CIN NO: L85110TN1994PLC027366


Telephone: 91-044-43787777, Email: [investor@dragarwal.com](mailto:investor@dragarwal.com)

## SHARE TRANSFER AGENTS

Integrated Registry Management Services Private Limited.

2nd floor, Kences Towers,  
No.1 Ramakrishna Street, North Usman Road,  
T Nagar, Chennai – 600 017

Tel - 044 2814 0801-03, Email: [corpserv@integratedindia.in](mailto:corpserv@integratedindia.in)



# CHAIRMAN'S DESK

Dear Shareholders,

Hope you and your family are well and safe.

We started our journey 60 years ago, with a challenge to build an organization that would offer high quality eye care at affordable prices. This continued effort over the years, has helped us earn the trust of millions of people across the world, while staying true to our vision of being a truly global healthcare organization which imbibes the best practices from different sectors while relying on continuous innovation and cutting-edge technology.


Our Centers continue to differentiate themselves through clinical excellence, high standards of quality, and skilled, experienced doctors. Dr Agarwal's has risen to the challenge of delivering quality eye care during this COVID era as well. I would at this time, like to acknowledge the efforts of our doctors and support staff who have shown fierce determination and dedication in performing their duties. This gives me the confidence that we can overcome any challenge that may come our way and enable us to serve the interests of all our stakeholders.

For FY 2020-21, we clocked INR 139.81 Crores as revenue from operations, with Profit Before tax at 5.73 Crores. Our performance was greatly affected in the first half of the year due to the impact of COVID-19 crisis and things started returning to normal in the latter half of the year. We relocated our Salem branch (in Quarter 3), to a bigger premise to address the market demands, and the center showed significant traction after re-location. During the Financial Year 2021-22, we focus on building additional capacity with an aim to create a world class facility at Chennai. While affirming our faith that innovation and technology will be at the forefront of our growth, we will also be investing more on bio-medical equipments and Infrastructure this year. We have also strengthened our compliance process, and will continue to do so.

As we move ahead on the path of value creation for all our stakeholders, I would like to commend the effort of our management and staff. I thank all the Directors for their valued insights and directions imparted to the Company. The trust and confidence of the Shareholders fuel us on the path of excellence, and I look forward to this continued support.

Regards,

Dr Amar Agarwal



Chairman and Managing Director

Dr Agarwal's Eye Hospitals Limited



# BOARD OF DIRECTORS



**PROF. DR. AMAR AGARWAL**  
CHAIRMAN CUM MANAGING DIRECTOR

**Prof. Dr. Amar Agarwal** – Chairman cum Managing Director (M.S. FRCS, FRC Ophth) is a widely respected Ophthalmic Surgeon

## Various Scientific Contributions

- Developed the Phakonit procedure for Cataract Surgery – First to remove Cataracts through a 1mm incision
- Developed “no anesthesia” Cataract Surgery and FAVIT – a new technique to removed Dropped Nuclei
- First in the world to implant a Glued IOL. First to use Trypan Blue for staining Epiretinal Membranes
- Performed the first innovative PDEK surgery technique (in 2013)
- Discovered a new refractive error called Aberropia
- Trains doctors from all over the world on Phaco, Bimanual Phaco, LASIK and Retina
- Authored 50+ books published in various languages

## Awards & Associates

- Voted #2 on the “100 most influential people in ophthalmology” by “the Ophthalmologist” (leading international publication) published in its 2014 & 2015 “Power List”
- Has received many awards in ophthalmology including “GOLDEN APPLE AWARD”, “BARRAQUER AWARD” and the “KELMAN AWARD”
- Has received the “BEST DOCTOR AWARD” from the Govt. of Tamilnadu in 2014

## Positions held

- He was the President of International Society of Refractive Surgery (ISRS), partner of the American Academy of Ophthalmology
- He is the Secretary General and Chairman of the Scientific Committee of the Intraocular Implant & Refractive Society (IIRSI), India and Professor of ophthalmology at Ramachandra Medical College in Chennai.



**DR. ATHIYA AGARWAL**  
WHOLE-TIME DIRECTOR

**Dr. Athiya Agarwal** is one of the leading Anterior Segment Surgeons and Ocular Pathologists in India. She was trained in Ophthalmology and Pathology in the world famous Moorfields Eye Hospital in London  
An Active Member of the All India Ophthalmology Society and conducts training programs for the post graduate students in modern surgical procedures.

She heads the research activities of the Group.





# BOARD OF DIRECTORS



**DR. ADIL AGARWAL**  
DIRECTOR

**Dr. Adil Agarwal** is an eye surgeon and has specialized in Vitreo-Retinal Surgery. Has performed more than 5000 Cataract surgeries and over 500 retinal surgeries.

Has an MS in Ophthalmology (Gold Medalist) and has completed a stint in Bascom Palmer Eye Institute, Miami, USA. Has an MBA from Stanford Graduate School of Business.

Drives Strategic Initiatives, Investor Relations, M&A, New Business Development and heads Brand/Marketing.

Joined the Group in 2006 as a consultant and took over as Vice President – Strategy in 2010 for 2 years before pursuing his MBA. Rejoined the Group in June 2014.




**CA SANJAY ANAND**  
INDEPENDENT DIRECTOR

**CA Sanjay Anand** is an Independent Director with the Dr. Agarwal's Group since 2009. A Chartered Accountant having an excellent academic record right from School, (Delhi Public School, Delhi, DAV Chennai), Bachelor of Commerce, University of Madras, has achieved distinction from Academy of Accountings at SIRC, ICAI.

He has one of the largest organized business of office supplies- "Office #1"- a leading entity in the organized office supplies and Consumables. He is the founder promoter of IIGM Private Limited, the largest in the Industrial Garments Machines manufacturers in India.

He has four decades of advisory expertise in capital- stock markets & specializes in Equity Investments.

He has been in the Directorship of Dr. Agarwal's group over a decade with immense experience in Health Care and Hospitality Industry.





# BOARD OF DIRECTORS



**MR. T.R. RAMASUBRAMANIAN**  
INDEPENDENT DIRECTOR

**Mr. T.R. Ramasubramanian** has over 40 years of experience in sales and marketing, working with diverse consumer brands. Areas of work include strategic planning, competitive analysis, market positioning, new business development, new product introduction, extensive growth of distribution network, production planning, staff training and development, building strategic partnerships, and building/maintaining stakeholder relationships.

## EXPERTISE PROFILE

Sales Development, Production Planning, Marketing Strategy & Business Strategy. First person in India to introduce "product to product free scheme" which is still a success story of many companies between 1997 and 2000, in Butterfly, cultivated effective retailer relationships to build a model for making advance payment for goods, while the rest of the market was using a credit based purchasing system. Have lead teams ranging from 50 - 1000 people consistently generated high revenues Brand penetration in 80% of target markets, zero attrition of sales team.



**MRS. LAKSHMI SUBRAMANIAN**  
INDEPENDENT DIRECTOR

**Mrs. Lakshmi Subramanian** is a Practicing Company Secretary. She has done her graduation from S.I.E.T College, Chennai. She founded Lakshmi Subramanian & Associates (LSA) in 2001.

She provides IPO services like drafting of prospectus, due diligence to the issue and has handled Several Merger, De-Merger, Acquisition and Take Over cases.

She has extensive knowledge in all Corporate Law Matters and also provides advisory services at the Board level. She is assisting in the concept of On-line Live Portal "GOAL" covering all corporate laws.

## RECOGNITIONS

LSA was ranked 3rd in India amongst IPO issue advisory firms by Bloomberg (2011), Peer Reviewed Firm (2015-16), Excellent Performance Award by leading Corporate on Due Diligence (2017), Philanthropic award by Trust for the best "CSR support to Society" (2016-2018) and ICSI certificate for supporting the initiative of Institute for education of the Daughters of Martyrs.



# 10 YEARS FINANCIAL HIGHLIGHTS

INR Crores

For the year ended	2020-21	2019-20	2018-19	2017-18	2016-17
Total Income	140.62	178.60	172.03	155.62	150.2
EBITDA	31.18	48.87	30.92	25.73	23.05
EBITDA %	22%	27%	18%	17%	15%
Depreciation	19.10	21.23	10.91	9.78	8.74
PBT	5.73	19.94	17.43	13.36	10.97
PBT%	4.08%	11.16%	10.13%	8.59%	7.30%
PAT	-1.44	13.67	11.21	6.5	7.07
PAT %	-1.02%	7.65%	6.52%	4.18%	4.71%
Equity Share Capital	4.70	4.70	4.70	4.70	4.70
Reserves	49.96	51.4	40.88	30.36	24.7
Net Worth(NW)	54.66	56.10	45.58	35.06	29.4
Loan Funds	14.90	13.18	18.75	17.67	21.73
Capital Employed (CE)	106.63	101.20	65.02	52.73	51.13
Return on Networth %	-2.63%	24.37%	24.59%	18.54%	24.05%
Return on Capital Employed %	29.24%	48.29%	47.55%	48.80%	45.08%
Debt/Equity Ratio	0.40	0.31	0.52	0.5	0.74
Dividend	NIL	NIL	15%	12%	15%
Earnings per share	-3.06	29.11	25.35	15.05	13.84

INR Crores

For the year ended	2014-15	2013-14	2012-13	2011-12	2010-11
Total Income	118.37	115.94	109.73	105.68	104.01
EBITDA	14.73	13.22	13.39	13	13.77
EBITDA %	12%	11%	12%	12%	13%
Depreciation	6.15	6.05	5.38	5.56	6.15
PBT	5.36	3.72	4.43	2.92	3.6
PBT%	4.53%	3.21%	4.04%	2.76%	3.46%
PAT	5.7	2.43	3.14	1.6	2.05
PAT %	4.82%	2.10%	2.86%	1.51%	1.97%
Equity Share Capital	4.70	4.70	4.50	4.50	4.50
Reserves	19.06	14.28	11.14	8.63	7.02
Net Worth(NW)	23.76	18.98	15.64	13.13	11.52
Loan Funds	18.81	18.89	19.55	20.99	24.16
Capital Employed (CE)	42.57	37.87	35.19	34.12	35.68
Return on Networth %	23.99%	12.80%	20.08%	12.19%	17.80%
Return on Capital Employed %	34.60%	34.91%	38.05%	38.10%	38.59%
Debt/Equity Ratio	0.79	1	1.25	1.6	2.1
Dividend	12%	12%	12%	0	12%
Earnings per share	12.12	5.25	6.98	3.56	4.55



## NOTICE TO THE MEMBERS

**NOTICE IS HEREBY GIVEN** that the 27<sup>th</sup> Annual General Meeting of the Shareholders of the Company will be held on Wednesday the 29<sup>th</sup> day of September 2021 at 10.30 AM through Video Conferencing ("VC")/other Audio Visual Means ("OAVM"), to transact the following business.

### ORDINARY BUSINESS:

1. To receive, consider and adopt the Audited Financial Statement of the Company for the financial year ended March 31, 2021, along with the Report of the Board of Directors and Auditors thereon.
2. To appoint a director in the place of Dr. Athiya Agarwal (DIN 01365659) who retires by rotation and being eligible offers herself for re-appointment.

### SPECIAL BUSINESS:

3. Ratification of Remuneration to Cost Auditor for the Year 2020-21.

To consider and if thought fit, to pass with or without modification(s), the following Resolution as an Ordinary Resolution:

**"RESOLVED THAT** pursuant to the provisions of Section 148 and other applicable provisions, if any, of the Companies Act, 2013 and The Companies (Audit and Auditors) Rules, 2014 (including any statutory modification(s) or re-enactment(s) thereof, for the time being in force), the remuneration of Rs. 50,000/- (Rupees Fifty Thousand only) plus applicable taxes and re-imbursement of out of pocket expenses incurred by them and payable for the year 2020-2021 to M/s. BY & Associates, Cost Accountant in practice (Firm Registration No: 003498) appointed by the Board of Directors of the Company to conduct the audit of the cost records of the Company for the financial year 2020-21, be and is hereby ratified and confirmed".

4. To consider and approve revision of remuneration for Dr. Athiya Agarwal, Whole-time Director of the Company

To consider and if thought fit, to pass with or without modification(s), the following Resolution as a Special Resolution:

**"RESOLVED THAT** in supersession of the earlier resolution passed by the Members at the Annual General Meeting held on September 24, 2019, in accordance with the provisions of Section 196, 197, 203, other applicable provisions of the Companies Act, 2013 (The Act) read with Schedule V of the Act, The Companies (Appointment and Remuneration to Managerial Personnel) Rules, 2014

(including any statutory modification(s) or re-enactment thereof, for the time being in force) and Rules made thereunder to the extent applicable, on the recommendation of the Nomination & Remuneration Committee as required under Securities and Exchange Board of India (Listing Obligations and Disclosure Requirements) Regulations, 2015 and subject to such other approvals as may be required, approval of the Members of the Company be and is hereby accorded for increase in the remuneration of Dr. Athiya Agarwal, Whole-time Director with effect from April 1, 2021 till the expiry of her current tenure (i.e. upto September 30, 2022) on the following terms and conditions:

#### (a) Salary:

Rs. 92,40,000 /- (Ninety-Two Lakh Forty Thousand only)  
Per annum

#### (b) Perquisites:

Use of car with driver, travel reimbursements and use of telephone and internet reimbursement will be provided in accordance with the policies of the Company and the same will be evaluated as per the Income Tax Rules. Leave Encashment shall be provided as per the Company's policy from time to time.


#### (c) Contribution to funds:

Company's contribution to Provident Fund and Super Annuation Fund to the extent these singly or put together are not taxable under the Income Tax Act, 1961 and Gratuity at the rate not exceeding 15 days salary for every completed year of service, subject to prevailing rules and regulations

#### (d) Annual performance commission:

The annual performance Commission and increment shall be recommended by the Nomination & Remuneration Committee and approved by The Board of Directors from time to time which will be in addition to the salary, perquisites and contributions etc. mentioned above".

**"RESOLVED FURTHER THAT** in the event of inadequacy or absence of profits in any financial year during the currency of the tenure of the Whole-Time Director, the above remuneration, and annual performance commission if any, excluding the perquisites mentioned under Section IV of Part II of Schedule V of the Act shall be treated as minimum remuneration, subject to limits mentioned under Section II of Part II of Schedule V of the Act or such other



limit as may be prescribed by the Government from time to time shall be paid.”

## 5. To Consider and Approve Related Party Transactions:

To consider and if thought fit, to pass with or without modification(s), the following Resolution as an Ordinary Resolution:

**“RESOLVED THAT** pursuant to the provisions of Section 188 and any other applicable provisions of the Companies Act, 2013 read with The Companies (Meetings of Board and its Powers) Rules, 2014 (The “Rules”) (including any statutory modification(s) or amendment or re-enactment(s) thereof for the time being in force) and the provisions of Securities and Exchange Board of India (Listing Obligations and Disclosure Requirements), Regulations 2015 (as amended from time to time), consent of the Members of the Company be and is hereby accorded to the Company for entering into the following related party transaction(s):

Particulars of proposed transactions for the purpose of approval under section 188 of the Companies Act, 2013 and Maximum value of contract/transaction		
Transaction defined u/s 188 of the Companies Act, 2013	Leasing of property of any kind	
Name of the Related Party(ies)	Nature of Relationship	Monetary limit for each financial year
Dr.Agarwal's Eye Institute	Enterprise over which the Key Management Personnel (of the Company and the Holding Company) is in a position to exercise control/ joint control	Rs.5,51,25,000 p.a towards lease rent subject to escalation of 5% every year
		Rs.4,58,37,000 towards lease deposit
Dr.Agarwal's Health Care Limited	Enterprise over which the Key Management Personnel (of the Company and the Holding Company) is in a position to exercise control/ joint control	Rs.11,96,01,089 (One time)

**“RESOLVED FURTHER THAT** the Board of Directors of the Company be and are hereby authorised to take from time to time all decisions and steps necessary, expedient or proper, in respect of the above mentioned transactions including the renewal of the agreements, contracts or arrangements from time to time and other terms and conditions of such transactions and also to take all other decisions in its absolute discretion, deemed appropriate, subject to the specified limits and take such actions and steps, including delegation of authority, as may be necessary and to settle all matters arising out of and thereto, and to sign and to execute deeds, applications, documents and writings that may be required, on behalf of the Company and generally to do all such acts, deeds, matters and things as may be necessary, proper, expedient or incidental for giving effect to this resolution”.

By Order of the Board  
Dr. Agarwal's Eye Hospital Limited

Sd/-  
**DR AMAR AGARWAL**  
Chairman Cum Managing Director

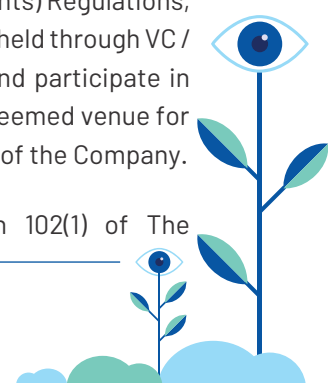
Date: July 23 2021

Place: Chennai

## NOTES:

1.Considering the present Covid-19 pandemic, the Ministry of Corporate Affairs vide its Circular No.20/2020 dated May 05, 2020 read with Circular No.14/2020 dated April 8, 2020 read with Circular No.17/2020 dated April 13, 2020 and Circular No.02/2021 dated January 13, 2021 allows conducting of Annual General Meeting of the Company through Video Conferencing (VC) or Other Audio Visual Means (OAVM) without the physical presence of the members for the meeting at a common venue. In terms of the said Circulars and in compliance with the provisions of the Companies Act, 2013 and SEBI Circular No. SEBI/HO/ CFD/CMD2/CIR/P/2021/11 dated January 15, 2021 and relevant Circulars of SEBI (Listing Obligations and Disclosure Requirements) Regulations, 2015, the AGM of the Company is being held through VC / OAVM. Hence, Members can attend and participate in the AGM through VC/OAVM only. The deemed venue for the AGM shall be the Registered Office of the Company.

2.A statement pursuant to Section 102(1) of The





Companies Act, 2013 relating to the Special Business to be transacted at the AGM is annexed hereto.

3. Generally, a member entitled to attend and vote at the meeting is entitled to appoint a proxy to attend and vote on a poll instead of himself and the proxy need not be a member of the Company. Since this AGM is being held through VC / OAVM pursuant to the MCA Circulars, physical attendance of members has been dispensed with. Accordingly, the facility for appointment of proxies by the members will not be available for the AGM and hence the Proxy Form and Attendance Slip are not annexed hereto.

4. Since the AGM will be held through VC/ OAVM, the route map of the venue of the Meeting is not annexed hereto.

5. Under the provisions of Section 124 of the Companies Act, 2013 (Section 205A of the Companies Act, 1956), dividends remaining unpaid for a period of 7 years will be transferred to the Investor Education and Protection Fund (IEP Fund) of the Central Government. Hence, the members who have not claimed their dividend relating to the earlier years may write to the Company or Registrar and Share Transfer Agent for claiming the amount before it is transferred to the IEP Fund. As per Section 124(6) of the Companies Act, 2013 all the shares in respect of which dividend has not been paid or claimed for seven consecutive years or more shall be transferred by the Company in the name of IEP Fund. The shareholders are entitled to claim the shares and the dividend transferred to IEP Fund in accordance with the procedures and on submission of such documents as prescribed in the Companies Act, 2013. The details of due dates for transfer of such unclaimed dividend to the said IEP Fund are given below.

Financial Year	Dividend %	Date of declaration of Dividend	Due date for transfer to IEPF Authority
2013-14	12%	09.09.2014	15.10.2021
2014-15	12%	10.09.2015	16.10.2022
2015-16	8%	23.08.2016	29.09.2023
2016-17	15%	23.08.2017	29.09.2024
2017-18	12%	30.08.2018	05.10.2025
2018-19	15%	24.09.2019	30.10.2026
2019-20	NIL	NA	NA

The Shareholders who have not claimed the dividends are requested to claim the same before the due dates as mentioned above after which the amount will be transferred to IEP Fund.

6. Wherever the name of the Director appears the same to be read with the DIN of the concerned Director as appearing above in this Notice.

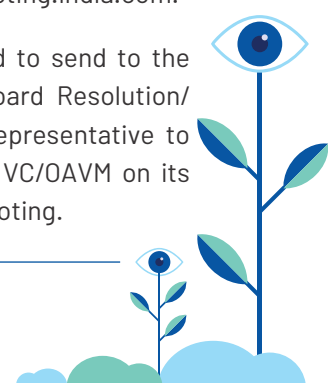
#### **ELECTRONIC DISPATCH OF ANNUAL REPORT AND PROCESS FOR REGISTRATION OF EMAIL ID FOR OBTAINING COPY OF ANNUAL REPORT:**

7. In accordance with, the General Circular No. 02/2021 dated 13th January, 2021 issued by MCA and Circular No. SEBI/HO/CFD/ CMD2/CIR/P/2021/11 dated 15th January, 2021 issued by SEBI, owing to the difficulties involved in dispatching of physical copies of the financial statements (including Report of Board of Directors, Auditor's report or other documents required to be attached therewith), such statements including the Notice of AGM are being sent in electronic mode to Members whose e-mail address is registered with the Company or the Depository Participant(s).

8. Members holding shares in physical mode and who have not updated their email addresses with the Company are requested to update their email addresses by writing to the Company at [investor@dragarwal.com](mailto:investor@dragarwal.com) along with the copy of the signed request letter mentioning the name and address of the Member, self-attested copy of the PAN card, and self-attested copy of any document (eg.: Driving License, Election Identity Card, Passport) in support of the address of the Member. Members holding shares in dematerialised mode are requested to register / update their email addresses with the relevant Depository Participants. In case of any queries / difficulties in registering the e-mail address, Members may write to [investor@dragarwal.com](mailto:investor@dragarwal.com).

9. The Notice of AGM along with Annual Report for the financial year 2020-21, is available on the website of the Company at [www.dragarwal.com](http://www.dragarwal.com), on the website of Stock Exchange i.e. BSE Limited at [www.bseindia.com](http://www.bseindia.com) and on the website of CDSL at [www.evoting.india.com](http://www.evoting.india.com).

10. Corporate members are requested to send to the Company a certified copy of the Board Resolution/ Power of Attorney authorizing the representative to attend and vote in the AGM through VC/OAVM on its behalf and to vote through remote e-voting.



11.The Register of members and the share transfer books of the company will remain closed from September 22, 2021 to September 29, 2021 (both days inclusive) on account of the Annual General Meeting.

12.The Register of Directors and Key Managerial Personnel and their shareholding, maintained under Section 170 of the Companies Act, 2013, the Register of Contracts or Arrangements in which Directors are interested, maintained under Section 189 of the Companies Act, 2013 and all the documents referred to in the notice will be available for inspection in electronic mode, members can send an email to investor@dragarwal.com, requesting for the inspection of Registers.

### **CDSL E-VOTING SYSTEM – FOR REMOTE E-VOTING AND E-VOTING DURING AGM**

1.As you are aware, in view of the situation arising due to COVID-19 global pandemic, the general meetings of the companies shall be conducted as per the guidelines issued by the Ministry of Corporate Affairs (MCA) vide Circular No. 02/2021 dated January 13, 2021 read together with Circular No. 20/2020 dated May 5, 2020. The forthcoming AGM will thus be held through Video Conferencing (VC) or Other Audio Visual Means (OAVM). Hence, Members can attend and participate in the ensuing AGM through VC/OAVM.

2.Pursuant to the provisions of Section 108 of the Companies Act, 2013 read with Rule 20 of the Companies (Management and Administration) Rules, 2014 (as amended) and Regulation 44 of SEBI (Listing Obligations & Disclosure Requirements) Regulations, 2015 (as amended), and MCA Circular dated January 13, 2021 read with MCA circular dated 5th May, 2020 the Company is providing facility of remote e-voting to its Members in respect of the business to be transacted at the AGM. For this purpose, the Company has entered into an agreement with Central Depository Services (India) Limited (CDSL) for facilitating voting through electronic means, as the authorized e-Voting's agency. The facility of casting votes by a member using remote e-voting as well as the e-voting system on the date of the AGM will be provided by CDSL.

3.The Members can join the AGM in the VC/OAVM mode 15 minutes before and after the scheduled time of the commencement of the Meeting by following the procedure mentioned in the Notice. The facility of participation at the AGM through VC/OAVM will be made available to at least 1000 members on first come first

served basis. This will not include large Shareholders (Shareholders holding 2% or more shareholding), Promoters, Institutional Investors, Directors, Key Managerial Personnel, the Chairpersons of the Audit Committee, Nomination and Remuneration Committee and Stakeholders Relationship Committee, Auditors etc. who are allowed to attend the AGM without restriction on account of first come first served basis.

4.The attendance of the Members attending the AGM through VC/OAVM will be counted for the purpose of ascertaining the quorum under Section 103 of the Companies Act, 2013.

5.Pursuant to MCA Circular No. 14/2020 dated April 8th, 2020, the facility to appoint proxy to attend and cast vote for the members is not available for this AGM. However, in pursuance of Section 112 and Section 113 of the Companies Act, 2013, representatives of the members such as the President of India or the Governor of a State or body corporate can attend the AGM through VC/OAVM and cast their votes through e-voting.

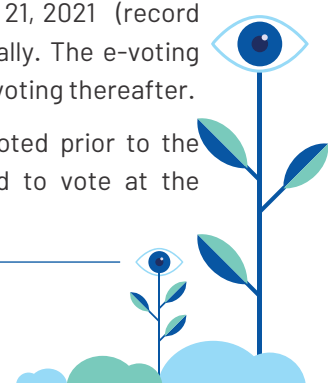
6.In line with the Ministry of Corporate Affairs (MCA) Circular No. 14/2020 dated April 8, 2020 the Notice calling the AGM has been uploaded on the website of the Company at [www.dragarwal.com](http://www.dragarwal.com). The Notice can also be accessed from the websites of the Stock Exchange i.e. BSE Limited at [www.bseindia.com](http://www.bseindia.com). The AGM Notice is also disseminated on the website of CDSL (agency for providing the Remote e- Voting facility and e-voting system during the AGM) i.e. [www.evotingindia.com](http://www.evotingindia.com).

7.The AGM has been convened through VC/OAVM in compliance with applicable provisions of the Companies Act, 2013 read with MCA Circular No. 02/2021 dated January 13, 2021, MCA Circular No. 14/2020 dated April 8, 2020 and MCA Circular No. 17/2020 dated April 13, 2020 and MCA Circular No. 20/2020 dated May 05, 2020.

### **THE INSTRUCTIONS OF SHAREHOLDERS FOR E-VOTING AND JOINING VIRTUAL MEETINGS AREAS UNDER:**

(I) The voting period begins on September 25, 2021 at 9:00 AM and ends on September 28, 2021 at 5:00 PM. During this period shareholders of the Company, holding shares either in physical form or in dematerialized form, as on the cut-off date of September 21, 2021 (record date) may cast their vote electronically. The e-voting module shall be disabled by CDSL for voting thereafter.

(ii) Shareholders who have already voted prior to the meeting date would not be entitled to vote at the meeting venue.



(iii) Pursuant to SEBI Circular No. SEBI / HO / CFD / CMD / CIR/P/2020/242 dated 09.12.2020, under Regulation 44 of Securities and Exchange Board of India (Listing Obligations and Disclosure Requirements) Regulations, 2015, listed entities are required to provide remote e-voting facility to its shareholders, in respect of all shareholders' resolutions. However, it has been observed that the participation by the public non-institutional shareholders / retail shareholders is at a negligible level.

Currently, there are multiple e-voting service providers (ESPs) providing e-voting facility to listed entities in India. This necessitates registration on various ESPs and maintenance of multiple user IDs and passwords by the shareholders.

In order to increase the efficiency of the voting process, pursuant to a public consultation, it has been decided to enable e-voting to all the demat account holders, by way of a single login credential, through their demat accounts/ websites of Depositories / Depository Participants.


Demat account holders would be able to cast their vote without having to register again with the ESPs, thereby, not only facilitating seamless authentication but also enhancing ease and convenience of participating in e-voting process.

(iv) In terms of SEBI circular no. SEBI/HO/CFD/CMD/CIR/P/2020/242 dated December 9, 2020 on e-Voting facility provided by Listed Companies, Individual shareholders holding securities in demat mode are allowed to vote through their demat account maintained with Depositories and Depository Participants. Shareholders are advised to update their mobile number and email Id in their demat accounts in order to access e-Voting facility.

Pursuant to above said SEBI Circular, Login method for e-Voting and joining virtual meetings for Individual shareholders holding securities in Demat mode CDSL/NSDL is given below:


Type of shareholders	Login Method
Individual Shareholders holding securities in Demat mode with <b>CDSL</b>	1) Users who have opted for CDSL Easi / Easiest facility, can login through their existing user id and password.

Type of shareholders	Login Method
Individual Shareholders holding securities in Demat mode with <b>CDSL</b>	<p>Option will be made available to reach e-Voting page without any further authentication. The URL for users to login to Easi / Easiest are <a href="https://web.cdslindia.com/myeasi/home/login">https://web.cdslindia.com/myeasi/home/login</a> or visit <a href="http://www.cdslindia.com">www.cdslindia.com</a> and click on Login icon and select New System Myeasi.</p> <p>2) After successful login the Easi / Easiest user will be able to see the e-Voting option for eligible companies where the evoting is in progress as per the information provided by company. On clicking the evoting option, the user will be able to see e-Voting page of the e-Voting service provider for casting your vote during the remote e-Voting period or joining virtual meeting &amp; voting during the meeting. Additionally, there is also links provided to access the system of all e-Voting Service Providers i.e. CDSL / NSDL / KARVY / LINKINTIME, so that the user can visit the e-Voting service providers' website directly.</p> <p>3) If the user is not registered for Easi/Easiest, option to register is available at <a href="https://web.cdslindia.com/myeasi/Registration/EasiRegistration">https://web.cdslindia.com/myeasi/Registration/EasiRegistration</a></p>



Type of shareholders	Login Method
Individual Shareholders holding securities in Demat mode with <b>CDSL</b>	4) Alternatively, the user can directly access e-Voting page by providing Demat Account Number and PAN No. from a e-Voting link available on <a href="http://www.cdslindia.com">www.cdslindia.com</a> home page or click on <a href="https://evoting.cdslindia.com/Evoting/EvotingLogin">https://evoting.cdslindia.com/Evoting/EvotingLogin</a> The system will authenticate the user by sending OTP on registered Mobile & Email as recorded in the Demat Account. After successful authentication, user will be able to see the e-Voting option where the evoting is in progress and also able to directly access the system of all e-Voting Service Providers.
Individual Shareholders holding securities in demat mode with <b>NSDL</b>	1) If you are already registered for NSDL IDeAS facility, please visit the e-Services website of NSDL. Open web browser by typing the following URL: <a href="https://eservices.nsdl.com">https://eservices.nsdl.com</a> either on a Personal Computer or on a mobile. Once the home page of e-Services is launched, click on the "Beneficial Owner" icon under "Login" which is available under 'IDeAS' section. A new screen will open. You will have to enter your User ID and Password. After successful authentication, you will be able to see e-Voting services. Click on "Access to e-Voting" under

Type of shareholders	Login Method
Individual Shareholders holding securities in demat mode with <b>NSDL</b>	<p>e-Voting services and you will be able to see e-Voting page. Click on company name or e-Voting service provider name and you will be re-directed to e-Voting service provider website for casting your vote during the remote e-Voting period or joining virtual meeting &amp; voting during the meeting.</p> <p>2) If the user is not registered for IDeAS e-Services, option to register is available at <a href="https://eservices.nsdl.com">https://eservices.nsdl.com</a>. Select "Register Online for IDeAS" Portal or click at <a href="https://eservices.nsdl.com/SecureWeb/IdeasDirectReg.jsp">https://eservices.nsdl.com/SecureWeb/IdeasDirectReg.jsp</a></p> <p>3) Visit the e-Voting website of NSDL. Open web browser by typing the following URL : <a href="https://www.evoting.nsdl.com/">https://www.evoting.nsdl.com/</a> either on a Personal Computer or on a mobile. Once the home page of e-Voting system is launched, click on the icon "Login" which is available under 'Shareholder/ Member' section. A new screen will open. You will have to enter your User ID (i.e. your sixteen digit demat account number held with NSDL), Password/OTP and a Verification Code as shown on the screen. After successful authentication,</p>





Type of shareholders	Login Method
Individual Shareholders holding securities in demat mode with <b>NSDL</b>	you will be redirected to NSDL Depository site wherein you can see e-Voting page. Click on company name or e-Voting service provider name and you will be redirected to e-Voting service provider website for casting your vote during the remote e-Voting period or joining virtual meeting & voting during the meeting
Individual Shareholders (holding securities in demat mode) login through their <b>Depository Participants</b>	You can also login using the login credentials of your demat account through your Depository Participant registered with NSDL/CDSL for e-Voting facility. After Successful login, you will be able to see e-Voting option. Once you click on e-Voting option, you will be redirected to NSDL/CDSL Depository site after successful authentication, wherein you can see e-Voting feature. Click on company name or e-Voting service provider name and you will be redirected to e-Voting service provider website for casting your vote during the remote e-Voting period or joining virtual meeting & voting during the meeting.

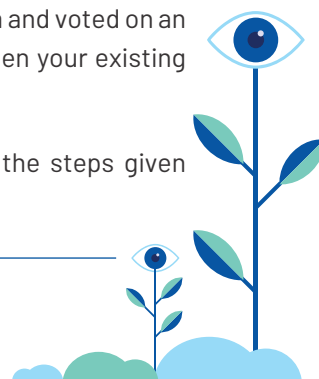
Important note: Members who are unable to retrieve User ID/ Password are advised to use Forget User ID and Forget Password option available at above mentioned website.

**Helpdesk for Individual Shareholders holding securities in demat mode for any technical issues related to login through Depository i.e. CDSL and NSDL**

Login type	Helpdesk details
Individual Shareholders holding securities in Demat mode with <b>CDSL</b>	Members facing any technical issue in login can contact CDSL helpdesk by sending a request athelpdesk.evoting@cdslindia.com or contact at 022- 23058738 and 022- 23058542/43.
Individual Shareholders holding securities in Demat mode with <b>NSDL</b>	Members facing any technical issue in login can contact NSDL helpdesk by sending a request at evoting@nsdl.co.in or call at toll free no.: 1800 1020 990 and 1800 22 44 30

v. Login method for e-Voting and joining virtual meetings for Physical shareholders and shareholders other than individual holding in Demat form.

- 1) The shareholders should log on to the e-voting website [www.evotingindia.com](http://www.evotingindia.com).
- 2) Click on "Shareholders" module.
- 3) Now enter your User ID
  - a. For CDSL: 16 digits beneficiary ID,
  - b. For NSDL: 8 Character DP ID followed by 8 Digits Client ID,
  - c. Shareholders holding shares in Physical Form should enter Folio Number registered with the Company.
- 4) Next enter the Image Verification as displayed and Click on Login.
- 5) If you are holding shares in demat form and had logged on to [www.evotingindia.com](http://www.evotingindia.com) and voted on an earlier e-voting of any company, then your existing password is to be used.
- 6) If you are a first time user follow the steps given below:



	<b>For Physical shareholders and other than individual shareholders holding shares in Demat.</b>
PAN	<p>Enter your 10 digit alpha-numeric *PAN issued by Income Tax Department (Applicable for both demat shareholders as well as physical shareholders)</p> <ul style="list-style-type: none"> <li>Shareholders who have not updated their PAN with the Company/Depository Participant are requested to use the sequence number sent by Company/RTA or contact Company/RTA.</li> </ul>
Dividend Bank Details OR Date of Birth (DOB)	<p>Enter the Dividend Bank Details or Date of Birth (in dd/mm/yyyy format) as recorded in your demat account or in the company records in order to login.</p> <ul style="list-style-type: none"> <li>If both the details are not recorded with the depository or company, please enter the member id / folio number in the Dividend Bank details field.</li> </ul>

(vi) After entering these details appropriately, click on "SUBMIT" tab.

(vii) Shareholders holding shares in physical form will then directly reach the Company selection screen. However, shareholders holding shares in demat form will now reach 'Password Creation' menu wherein they are required to mandatorily enter their login password in the new password field. Kindly note that this password is to be also used by the demat holders for voting for resolutions of any other company on which they are eligible to vote, provided that company opts for e-voting through CDSL

platform. It is strongly recommended not to share your password with any other person and take utmost care to keep your password confidential.

(viii) For shareholders holding shares in physical form, the details can be used only for e-voting on the resolutions contained in this Notice.

(ix) Click on the EVSN for the relevant Company Name on which you choose to vote.

(x) On the voting page, you will see "RESOLUTION DESCRIPTION" and against the same the option "YES/NO" for voting. Select the option YES or NO as desired. The option YES implies that you assent to the Resolution and option NO implies that you dissent to the Resolution.

(xi) Click on the "RESOLUTIONS FILE LINK" if you wish to view the entire Resolution details.

(xii) After selecting the resolution, you have decided to vote on, click on "SUBMIT". A confirmation box will be displayed. If you wish to confirm your vote, click on "OK", else to change your vote, click on "CANCEL" and accordingly modify your vote.

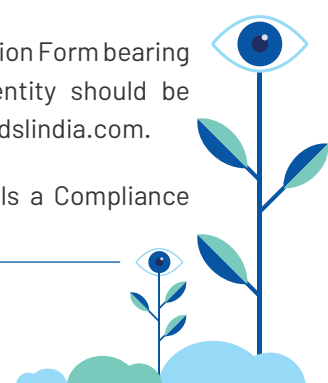
(xiii) Once you "CONFIRM" your vote on the resolution, you will not be allowed to modify your vote.

(xiv) You can also take a print of the votes cast by clicking on "Click here to print" option on the Voting page.

(xv) If a demat account holder has forgotten the login password, then Enter the User ID and the image verification code and click on Forgot Password & enter the details as prompted by the system.

(xvi) Additional Facility for Non - Individual Shareholders and Custodians - For Remote Voting only.

- Non-Individual shareholders (i.e. other than Individuals, HUF, NRI etc.) and Custodians are required to log on to [www.evotingindia.com](http://www.evotingindia.com) and register themselves in the "Corporates" module.
- A scanned copy of the Registration Form bearing the stamp and sign of the entity should be emailed to [helpdesk.evoting@cdslindia.com](mailto:helpdesk.evoting@cdslindia.com).
- After receiving the login details a Compliance



User should be created using the admin login and password. The Compliance User would be able to link the account(s) for which they wish to vote on.

- The list of accounts linked in the login should be mailed to [helpdesk.evoting@cdslindia.com](mailto:helpdesk.evoting@cdslindia.com) and on approval of the accounts they would be able to cast their vote.
- A scanned copy of the Board Resolution and Power of Attorney (POA) which they have issued in favour of the Custodian, if any, should be uploaded in PDF format in the system for the scrutinizer to verify the same.
- Alternatively Non Individual shareholders are required to send the relevant Board Resolution/ Authority letter etc. together with attested specimen signature of the duly authorized signatory who are authorized to vote, to the Scrutinizer and to the Company at the email address viz; [investor@dragarwal.com](mailto:investor@dragarwal.com) or [scrutinizervasumathy@gmail.com](mailto:scrutinizervasumathy@gmail.com), if they have voted from individual tab & not uploaded same in the CDSL e-voting system for the scrutinizer to verify the same.

#### **INSTRUCTIONS FOR SHAREHOLDERS ATTENDING THE AGM/EGM THROUGH VC/OAVM & E-VOTING DURING MEETING ARE AS UNDER:**

1. The procedure for attending meeting & e-Voting on the day of the AGM/EGM is same as the instructions mentioned above for e-voting.
2. The link for VC/OAVM to attend meeting will be available where the EVSN of Company will be displayed after successful login as per the instructions mentioned above for e-voting.
3. Shareholders who have voted through Remote e-Voting will be eligible to attend the meeting. However, they will not be eligible to vote at the AGM/EGM.
4. Shareholders are encouraged to join the Meeting through Laptops/ iPads for better experience.
5. Further shareholders will be required to allow Camera and use Internet with a good speed to avoid any disturbance during the meeting.

6. Please note that Participants Connecting from Mobile Devices or Tablets or through Laptop connecting via Mobile Hotspot may experience Audio/Video loss due to Fluctuation in their respective network. It is therefore recommended to use Stable Wi-Fi or LAN Connection to mitigate any kind of aforesaid glitches.

7. Shareholders who would like to express their views/ask questions during the meeting may register themselves as a speaker by sending their request in advance at least 03 days prior to meeting mentioning their name, demat account number/folio number, email id, mobile number at [investor@dragarwal.com](mailto:investor@dragarwal.com). The shareholders who do not wish to speak during the AGM but have queries may send their queries in advance 03 days prior to meeting mentioning their name, demat account number/folio number, email id, mobile number at [investor@dragarwal.com](mailto:investor@dragarwal.com). These queries will be replied to by the company suitably by email.


8. Those shareholders who have registered themselves as a speaker will only be allowed to express their views/ask questions during the meeting.

9. Only those shareholders, who are present in the AGM/EGM through VC/OAVM facility and have not casted their vote on the Resolutions through remote e-Voting and are otherwise not barred from doing so, shall be eligible to vote through e-Voting system available during the EGM/AGM.

10. If any Votes are cast by the shareholders through the e-voting available during the EGM/AGM and if the same shareholders have not participated in the meeting through VC/OAVM facility, then the votes cast by such shareholders shall be considered invalid as the facility of e-voting during the meeting is available only to the shareholders attending the meeting.

#### **PROCESS FOR THOSE SHAREHOLDERS WHOSE EMAIL/MOBILE NO. ARE NOT REGISTERED WITH THE COMPANY/DEPOSITORIES.**

1. For Physical shareholders- please provide necessary details like Folio No., Name of shareholder, scanned copy of the share certificate (front and back), PAN (self attested scanned copy of



PAN card), AADHAR (self attested scanned copy of Aadhar Card) by email to Company/RTA email id.

2. For Demat shareholders -, Please update your email id & mobile no. with your respective Depository Participant (DP)

3. For Individual Demat shareholders - Please update your email id & mobile no. with your respective Depository Participant (DP) which is mandatory while e-Voting & joining virtual meetings through Depository.

If you have any queries or issues regarding attending AGM & e-Voting from the CDSL e-Voting System, you can write an email to [helpdesk.evoting@cdslindia.com](mailto:helpdesk.evoting@cdslindia.com) or contact at 022-23058738 and 022-23058542/43.

All grievances connected with the facility for voting by electronic means may be addressed to Mr. Rakesh Dalvi, Sr. Manager, (CDSL, ) Central Depository Services (India) Limited, A Wing, 25th Floor, Marathon Futurex, Mafatlal Mill Compounds, N M Joshi Marg, Lower Parel (East), Mumbai - 400013 or send an email to [helpdesk.evoting@cdslindia.com](mailto:helpdesk.evoting@cdslindia.com) or call on 022-23058542/43.

Ms. V. Vasumathy, Practicing Company Secretary (Membership No. FCS 5424) has been appointed as the Scrutinizer to Scrutinize the voting process in fair and Transparent manner.

The result shall be declared within 48 hours after the AGM of the Company. The result declared along with the scrutinizer's report shall be placed on the website of the company [www.dragarwal.com](http://www.dragarwal.com) and on the website of CDSL [www.evotingindia.com](http://www.evotingindia.com). The result shall be forwarded to the BSE Limited.

General:


- (a) The remote e-voting period commences on September 25 2021 at 9.00 A.M. and ends on September 28, 2021 at 5.00 P.M. A person whose name is recorded in the register of members or in the register of beneficial owners maintained by the depositories as on the cut-off date only shall be entitled to avail the facility of remote e-voting as well as voting in the general meeting. The remote e-voting module shall be blocked by CDSL for e-voting thereafter. Once the vote on a resolution is cast by the shareholder, the shareholder shall not be allowed to change it subsequently

- b) After dispatch of the notice, any person who acquires shares of the Company and becomes member of the Company as on the cut-off date i.e. September 21, 2021 may obtain the login ID and password by sending an email to [investor@dragarwal.com](mailto:investor@dragarwal.com) or [csdstd@integratedindia.in](mailto:csdstd@integratedindia.in) or [helpdesk.evoting@cdslindia.com](mailto:helpdesk.evoting@cdslindia.com) by mentioning their Folio No./DP ID and Client ID No.

**Pursuant to Regulation 36 of the Securities and Exchange Board of India (Listing Obligations and Disclosure Requirements) Regulations 2015, and Secretarial Standards-2, brief profile of the Directors seeking appointment / re-appointment at the ensuing Annual General Meeting is as follows:**

INFORMATION IN RESPECT OF ITEM NO. 2 & 4 IN ACCORDANCE WITH REGULATION 36 (3) OF THE SECURITIES AND EXCHANGE BOARD OF INDIA (LISTING OBLIGATIONS AND DISCLOSURE REQUIREMENTS) REGULATIONS, 2015 AND SECRETARIAL STANDARDS ON GENERAL MEETINGS (SS-2) ISSUED BY THE INSTITUTE OF COMPANY SECRETARIES OF INDIA ABOUT THE DIRECTOR SEEKING APPOINTMENT / RE-APPOINTMENT IN THIS ANNUAL GENERAL MEETING ARE FURNISHED HEREUNDER

Particulars	Item No.2 and 4
Name of the Director	Dr. Athiya Agarwal
Date of Birth	04-07-1955
Date of first appointment on the Board	09-05-1994
Qualification	M.D. F.R.S.H (Lon.) D.O.
Experience in specific functional areas	Ophthalmology
List of other Public Companies in which Directorship held	—
Chairman/ Member of the Committee of the Board of Director of the Company	Chairman: 1
	Member: Nil
Chairman/ Member of the Committee of the other companies in which he/she is a Director	—





Particulars	Item No.2 and 4
Number of Shares held in the Company (both own or held by/ for other persons on a beneficial basis) as on March 31, 2021	—
Relationship with other Directors, Manager and other Key Managerial Personnel of the Company	Wife of Dr. Amar Agarwal Mother of Dr. Adil Agarwal
Number of meetings attended during the year.	Refer Corporate Governance Report

### EXPLANATORY STATEMENT IN RESPECT OF THE SPECIAL BUSINESS PURSUANT TO SECTION 102 OF THE COMPANIES ACT, 2013:

#### Item No. 3

In terms of Section 148 of the Companies Act 2013 and the Rules made thereunder, the Company is required to maintain Cost Audit records and to have the same audited by a Cost Auditor. Based on the recommendation of the Audit Committee, the Board of Directors at its meeting held on August 12, 2020, appointed M/s. BY & Associates, Cost Accountant in practice (Firm Registration No: 003498) as Cost Auditor, for conducting the Cost Audit for the year 2020-21 at a remuneration of Rs. 50,000/- (Rupees Fifty Thousand only) plus applicable taxes and reimbursement of out-of-pocket expenses at actuals.

Rule 14 of The Companies (Audit and Auditors) Rules, 2014, as amended, requires that the remuneration payable to the Cost Auditor be ratified by the members.

The Board recommends that the remuneration payable to the Cost Auditor in terms of the resolution set out at Item No.3 of the accompanying Notice be confirmed, approved and ratified by the Members.

None of the Directors or Key Managerial Personnel of the Company and their relatives are concerned or interested, financially or otherwise, in the resolution except as a member of the company.

#### Item No. 4

Dr. Athiya Agarwal was re-appointed as the Whole-time

Director of the Company w.e.f October 1, 2019 for a period of three years by the members of the Company in the Annual General Meeting held on September 24, 2019, effective from October 1, 2019 to September 30, 2022.

Further considering the contribution of Dr. Athiya Agarwal and the progress made by the Company under her leadership and guidance and as per the recommendation of the Nomination and Remuneration Committee on July 23, 2021, the Board at its meeting held on July 23, 2021 approved the revision in the remuneration of Dr. Athiya Agarwal, effective from April 1, 2021 on terms and conditions enumerated in the Resolution.

Pursuant to Section 197 read with Schedule V of the Companies Act, 2013, the revised remuneration of Dr. Athiya Agarwal as decided by the Board is required to be approved by the Members at their meeting due to inadequacy of profits.


Due to inadequacy of profits, the proposed remuneration would be in accordance with the limits prescribed under Section II of Part II of Schedule V to the Companies Act, 2013, subject to the Company obtaining the approval of the Members through a Special Resolution.

The terms of reference contained in the resolution may also be treated as an abstract/ compliance under Section 190 of the Companies Act, 2013. The Special Resolution proposed at Item No. 4 of the Notice is sought to be passed for this purpose.

Except Dr. Athiya Agarwal, Dr. Amar Agarwal and Dr. Adil Agarwal, none of the other directors and Key Managerial Personnel of the Company and their relatives are concerned or interested, financially or otherwise in the Resolution, other than as a Shareholder of the Company.

The Board of Directors recommends the above Special Resolutions for the approval of the Shareholders.

Disclosure pursuant to Section II of Part II of Schedule V of The Companies Act, 2013.




## 1. GENERAL INFORMATION

Nature of Industry	Eye Hospital
Date of Commencement of Business	July 12, 1994
In case of new companies expected date of commencement of activities as per project approved by financial institutions appearing in prospectus.	Not Applicable
Financial Performance as on March 31, 2021	Rs. In Lakhs
	Revenue from Operations 13,980.90
	Paid-up Share Capital 470.00
	Reserve & Surplus 4996.28
	Long term loans 996.27
	Total 20,443.45
	Less. Investment Nil
	Preliminary Expenses (To the extent not written off) Nil
	Effective Capital as on 31-03-21 6,462.55
Export performance and net Foreign Exchange Collaborations, if any	NIL
Foreign investments or Collaborations, if any	NIL

## 2. INFORMATION ABOUT DR.ATHIYA AGARWAL

1. Background details	Dr. Athiya Agarwal aged 66 years, has been the Director of the company since its inception. She is M D, F R S H (London), DO, She has over 30 years of experience in Eye Care Industry.
2. Past Remuneration	Rs.7,00,000/- per month (cost to the Company).
3. Recognition or awards	She has won many International video awards / presented case studies in several international forums.
4. Job Profile and her suitability	She is entrusted with substantial powers of management and is responsible for the general conduct and management of the business and affairs apart from mentoring the research initiatives of the Company subject to the superintendence, control and supervision of the Board of Directors of the Company.
5. Remuneration proposed	As set out in the Resolution
6. Comparative remuneration profile with respect to industry, size of the company, profile of the position and person	The remuneration, is fixed keeping in mind the industry trends / profile and intellectual abilities / knowledge in the field of ophthalmology and is also comparable with other companies in the same line of business and of similar size.
7. Pecuniary relationship directly or indirectly with the Company, or relationship with the managerial person, if any	She is related to Dr. Amar Agarwal and Dr. Adil Agarwal



### 3. OTHER INFORMATION

1.	Reasons for loss or inadequate profits	<p>As on March 31, 2021 the Company has invested substantial sums in high- end technology, skilled manpower resulting in higher depreciation and increased operating cost.</p> <p>On account of the above and due to Covid-19 pandemic, the company posted a net loss of Rs (143.86) lakhs. As per the provisions of Schedule V of the Companies Act, 2013, these would be inadequate for payment of remuneration to the Whole time Directors.</p>
2.	Steps taken for improvement	<p>The above investment in technology/skilled manpower is expected to benefit the company in the long run through higher revenues/margin.</p>
3.	Expected increase in productivity and profits in measurable terms	<p>The Company expects that improvement in business environment and several steps being taken to enhance revenue and reduce costs, which may yield better Profit in the years to come.</p>

#### Item No. 5


The Company in the ordinary course of its business has entered into leasing contract with Dr. Agarwal's Eye Institute for the Company's main hospital located at 19, Cathedral Road, Chennai ("Chennai Main Hospital") and the said premises belong to Dr. Agarwal's Eye Institute. The Members at the Annual General Meeting held on September 9, 2014 approved the said lease transaction. The company had paid a refundable rental advance of Rs. 4.17 Crore for the said lease and the lease period expired on April 30, 2019.

The Chennai Main Hospital located at 19, Cathedral Road, Chennai was shifted to TTK Road, Chennai, to pave way for demolition of the existing structure and to rebuild a State of the art Hospital at the same premises. The existing Hospital was more than 50 years old and was in a condition which was beyond repair/alteration and hence necessitated building a modern infrastructure to suit not only the current health care needs but also future requirements of our Patients.

The Main Hospital at Chennai has historically contributed close to 35-40% of overall revenue of the Company. This center is also of strategic importance as "Chennai Main Hospital" was the first center of the group, that started its operations in 1957. The said premises was a flag ship hospital and a landmark building in Chennai built in the shape of an eye.

Pursuant to the Regulation 23(4) of the Securities and Exchange Board of India (Listing Obligations and Disclosure Requirements) Regulations, 2015, all related party transactions shall require prior approval of the Audit Committee and all material transactions with related parties shall also require approval of the Members of the Company through an Ordinary Resolution and the concerned related parties shall abstain from voting on such resolution. Also, as per the provisions of Section 188 of the Companies Act, 2013 (hereinafter referred to as "The Act"), read with Rule 15 of The Companies (Meetings of Board and its Powers) Rules, 2014 (including any statutory modification(s) or re-enactment(s) thereof for the time being in force), all related party transactions beyond the threshold mentioned in sub-rule (3)(a) of the said Rule 15, shall require prior approval of the Members at a General Meeting.

"Material Related Party Transaction" as per Securities and Exchange Board of India (Listing Obligations and Disclosure Requirements) Regulations, 2015 means any transaction(s) entered into individually or taken together with previous transactions during a financial year exceeding 10% of the annual consolidated turnover of a listed company as per its last audited financial statements.



Accordingly, the aforesaid requirements have been complied by the Company and the following steps are proposed to be undertaken by the Company:

**(i) Agreement with Dr.Agarwal's Eye Institute**

As per the reasons enlisted above the Company has decided to undertake the construction of Chennai Main Hospital at 19, Cathedral Road, Chennai, which was earlier agreed to be undertaken by Dr.Agarwal's Health Care Limited ("Holding Company"). The Company will enter into a Fresh Agreement for the lease of said land with Dr.Agarwal's Eye Institute ("Firm") by providing refundable security deposit of Rs. 4.58 Crore and a monthly rental of Rs.45.93 Lakhs plus applicable taxes along with rental escalation and such other terms and conditions in the ordinary course of business and at arm's length basis from time to time.

**(ii) Agreement with Dr.Agarwal's Health Care Limited**


The company has also proposed to enter into an agreement with Dr.Agarwal's Health Care Limited ("Holding Company") for reimbursement of all the costs incurred as on the date of the transfer of the lease rights on the said premise including rental payments, architectural fee, legal fee, consultancy fee, and other key ancillary costs towards development of the premise. Since this is a reimbursement transaction, this approval is sought for one time transaction and shall not be recurring in nature.

**Project Outlay Details:**

Particulars	INR in Crores	Remarks
Estimated Cost of construction	70.00	Includes reimbursement to Holding company
Sources of Funds		
Facilities from bank	55.00	Actual proportion may vary
Internal accruals of the Company	15.00	Actual proportion may vary

The above transactions are on arms-length basis and adhere to the transfer pricing norms as may be applicable pursuant to the Income Tax Act, 1961. These transactions would be carried out as part of the business requirements of the Company.

Except Dr. Amar Agarwal, Dr. Athiya Agarwal, Dr.Adil Agarwal, none of the other Directors and Key Managerial Personnel of the Company and their relatives are concerned or interested, financially or otherwise in the Resolution, other than as Shareholder of the Company. The Board of Directors recommends the above Ordinary Resolutions for the approval of the shareholders.





## DIRECTORS' REPORT

Your Directors have pleasure in presenting before you the Twenty Seventh Annual Report of the Company together with the Audited Financial Statements for the year ended March 31, 2021

### PERFORMANCE:

The highlights of the financials of your company are as under:

Particulars	March 31,2021	March 31,2020
I Revenue from Operations	13,980.90	17,595.40
II Other Income	80.63	264.81
III Total Income (I+II)	14,061.53	17,860.21
Expenses		
Purchases of Stock-in-trade	1508.33	2258.71
Changes in inventory of stock- in-trade	116.33	(55.14)
Employee benefit expense	3217.14	3,563.08
IV Finance costs	634.74	769.64
Depreciation and amortization expense	1909.95	2,123.52
Other expenses	6101.76	7,206.34
Total expenses (IV)	13,488.25	15,866.15
V Profit before tax (III-IV)	573.28	1,994.06
VI Tax expense	822.58	619.50
(a) Current tax (including prior years)		
(b) Deferred tax	(105.44)	6.22
VII Profit for the Year (V-VI)	(143.86)	1,368.34
VIII Other Comprehensive Income Items that will not be reclassified to profit or loss	-	-

Particulars	March 31,2021	March 31,2020
(a) Remeasurements of the defined benefit liabilities / (asset)	0.07	(29.40)
(b) Income tax relating to items that will not be reclassified to profit or loss	(0.02)	7.40
Total other comprehensive (loss) / income for the year	0.05	(22.00)
IX Total comprehensive income for the year (VII+VIII)	(143.81)	1,346.34

### COURSE OF BUSINESS AND OUTLOOK / BUSINESS PERFORMANCE

During the year under review, the company had achieved a turnover of Rs. 139.81 crores, as compared to Rs. 175.95 crores in the previous financial year. The Profit before tax is Rs.5.73 crores as compared to last year's profit before tax of Rs. 19.94 crores.

Your company has relocated Salem branch during the financial year 2020-21. Your Company may relocate few of the existing branch including Vellore and Kanchipuram during the financial year 2021-22.

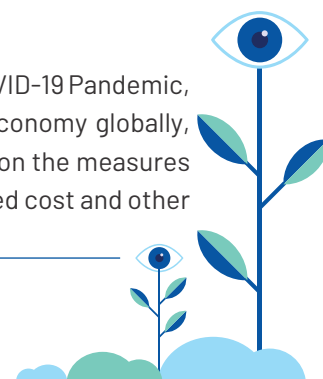
The paid up Equity Share Capital, as on March 31, 2021 was Rs. 470.00 Lakhs. The Company has not issued any shares with differential voting rights including sweat equity, nor granted stock options.

### PARTICULARS OF SUBSIDIARIES, ASSOCIATES AND JOINT VENTURE COMPANIES

The Company has no Subsidiaries, Associates and Joint ventures during the financial year 2020-21.

### DIVIDEND

In view of the continuous impact of COVID-19 Pandemic, and the Second wave affecting the economy globally, the Board after careful consideration on the measures to conserve cash for managing the fixed cost and other



overhead expenses, have decided not to recommend dividend for the financial year 2020-21.

#### **MEETINGS**

During the year 2020-21 five Board Meetings and four Audit Committee meetings were held. The details of the meetings held and the composition of the Audit Committee are given in the Corporate Governance Report. The meetings of the Board were held periodically and 120 days has not lapsed between two meetings as prescribed under section 173 (1) of the Companies Act 2013.

#### **TRANSFER TO RESERVES:**

Your Company does not propose to transfer any amount to the General Reserve during the year.

#### **DEPOSITS:**

Your Company has not accepted any deposits within the meaning of Section 73 of the Companies Act, 2013 and the Companies (Acceptance of Deposits) Rules, 2014 during the said financial year.

#### **MATERIAL CHANGES AND COMMITMENTS AFFECTING THE FINANCIAL POSITION OF THE COMPANY BETWEEN THE END OF THE FINANCIAL YEAR AND THE DATE OF THE REPORT:**

There are no material changes and commitments affecting the financial position of the Company between the end of the financial year and the date of this Report.

#### **PARTICULARS OF LOANS, GUARANTEES OR INVESTMENTS:**

The company has not given any loans or guarantees and made any investments as covered under the provisions of section 186 of the Companies Act, 2013 during the financial year 2020-21.

#### **INTERNAL CONTROL SYSTEMS AND THEIR ADEQUACY:**

The company has an adequate system of internal control in place, which has been designed to provide a reasonable assurance with regard to maintaining of proper accounting controls, monitoring of operations, protecting assets from unauthorized use or losses, compliance with regulation and for ensuring reliability

of financial reporting. The Internal Audit function is carried out by independent firm of Chartered Accountants. The scope and authority of the Internal Audit is defined by the Audit Committee. The Internal Audit Reports are placed before the Audit Committee for its review and the Internal Auditors attends the Audit Committee meetings.

#### **DIRECTORS / KEY MANAGERIAL PERSONNEL:**

During the year under review, in accordance with Section 152 of The Companies Act 2013 and as per the Articles of Association of your Company, Dr. Athiya Agarwal, Whole-time Director, retires by rotation at the ensuing Annual General Meeting, and being eligible offers herself for being re-appointed. The Board recommends for her re-appointment.

During the year under review, Ms. Saradha Govindarajan had resigned from the services as the Chief Financial Officer of the Company on July 31, 2020.

During the year under review, Mr. B Udhay Shankar was appointed as the Chief Financial Officer of the Company effective from December 7, 2020.

Independent Directors have given declarations that they meet the criteria of independence as laid down under Section 149(6) of the Companies Act, 2013.

The composition of the Board of Directors of the Company and other details related to the board are furnished in the Corporate Governance Report annexed to this report. In terms of requirement of Securities and Exchange Board of India (Listing Obligations and Disclosure Requirements) Regulations, 2015, the Board has identified core skills, expertise and competencies of the Directors in the context of the healthcare businesses for effective functioning, which are detailed in the Corporate Governance Report.

#### **DECLARATION FROM INDEPENDENT DIRECTORS**

The Company has received necessary declaration from all the Independent Directors of the Company under Section 149(7) of The Companies Act, 2013 read with Rule 6 of Companies (Appointment and Qualification of Directors) Rules, 2014 and Regulation 16 of the Securities and Exchange Board of India (Listing Obligations and Disclosure Requirements) Regulations, 2015 that the Independent Directors of the Company



meet the criteria of their Independence laid down in Section 149(6). During the year under review, the Independent Directors met once on January 25, 2021 without the presence of Non-Independent Directors and members of the Management

## **BOARD EVALUATION**

The Nomination & Remuneration committee as well as the board have evaluated the performance of the board as a whole, various committees and also of the individual directors. The manner in which the evaluation was carried out has been disclosed in the Corporate Governance Report attached to this report. A structured analysis is done after taking into consideration the inputs received from Directors, covering various aspects of the Board's functioning such as adequacy of the composition of the Board and its Committees, Board culture, Execution and performance of specific duties, obligations and governance. A separate exercise was carried out to evaluate the performance of individual Directors including the Chairman of the Board, who are evaluated on parameters such as level of engagement and contribution, independence of judgment, safeguarding the interests of the Company and of its minority shareholders, etc.

## **REMUNERATION POLICY**

The Board has, on the recommendation of the Nomination & Remuneration Committee framed a policy for selection and appointment of Directors, Key Managerial Personnel and Senior Management and their remuneration. The salient features of the Remuneration Policy details are stated in the Corporate Governance Report. The Remuneration Policy approved by the Board of Directors is uploaded on the website of the Company <https://www.dragarwal.com/wpcontent/uploads/2021/02/NOMINATION-AND-REMUNERATION-POLICY.pdf>

## **STATUTORY AUDITORS:**

M/s Deloitte Haskins and Sells (Firm Reg. No 008072S) Chartered Accountants, were appointed as the Statutory Auditors of the Company in the 26<sup>th</sup> Annual General Meeting for the period of five years and to hold office till the conclusion of 31<sup>st</sup> Annual General Meeting of the Company.

The Auditors' Report for Financial Year ended 31st March 2021 does not contain any qualification, reservation or adverse remark. Hence, there is no requirement for the Board to provide any explanation or comment on the same. The Auditors' Report is enclosed with the financial statements in the Annual Report, the same is self-explanatory.

## **COST AUDITOR:**

Pursuant to Section 148 of the Companies Act, 2013 read with The Companies (Cost Records and Audit) Amendment Rules, 2014, the Company is required to maintain Cost audit records and accordingly such accounts and records are made and maintained. Based on the recommendation of the Audit Committee, your Board of Directors at its meeting held on 12th August 2020, appointed M/s. BY & Associates, Cost Accountant in practice (Firm Registration No: 003498) as Cost Auditor, for conducting the Cost Audit for the year 2020-21 and the remuneration payable to the Cost Auditor is required to be placed before the Members in a General Meeting for their ratification. Accordingly, a Resolution seeking Member's ratification for the remuneration payable to M/s. BY & Associates, Cost Accountant is included at Item No. 3 of the Notice convening this Annual General Meeting.

## **ANNUAL RETURN:**

Pursuant to Section 92(3) read with Section 134(3)(a) of the Companies Act, 2013, the Annual Return in Form MGT 7 shall be placed on the website of the Company after the conclusion of the 27<sup>th</sup> Annual General Meeting. The weblink to access the draft Annual Return: [https://www.dragarwal.com/wp-content/uploads/2021/09/Draft-MGT-7\\_Annual-Return-2020-21.pdf](https://www.dragarwal.com/wp-content/uploads/2021/09/Draft-MGT-7_Annual-Return-2020-21.pdf)

## **PARTICULARS OF EMPLOYEES:**

The information required pursuant to Section 197 read with The Companies (Appointment and Remuneration of Managerial Personnel) Rules, 2014 in respect of employees of the Company are being annexed as part of the Annual Report as Annexure-I.

## **SECRETARIAL AUDIT REPORT:**

Pursuant to provisions of Section 204 of the Companies Act, 2013 and the Companies (Appointment and Remuneration of Managerial Personnel) Rules, 2014 the



company has appointed Ms. V Vasumathy, Practicing Company Secretary (Membership No: FCS 5424) to undertake the Secretarial Audit of the Company for the financial year 2020-21. The Secretarial Audit report is annexed as Annexure-II to this report.

#### **MANAGEMENT RESPONSES TO OBSERVATION IN SECRETARIAL AUDIT REPORT:**

The Secretarial Auditor in their report made the following observation:

As per Regulation 31 (2) of Securities and Exchange Board of India (Listing Obligations and Disclosure Requirements) Regulations, 2015, the listed entity shall ensure that hundred percent of shareholding of promoter(s) and promoter group is in dematerialized form and the same is maintained on a continuous basis in the manner as specified by the Board. Whereas, the promoter / promoter group shareholding is not held hundred percent in dematerialized form. 6,700 shares are held by two promoter / promoter group namely Ms. Sunita Agarwal and Mr. Pankaj Sondhi who hold 6,600 shares and 100 shares respectively, in physical form.

#### **Management Response:**

During the year 2019-20 the Promoters / Promoters group have dematerialized 139,100 equity shares of the Company. The Company is constantly taking all efforts to dematerialize the 6,700 equity shares of the Company held by Promoters / Promoters group, namely Ms. Sunita Agarwal and Mr. Pankaj Sondhi who hold 6,600 shares and 100 shares respectively, in physical form.

#### **MANAGEMENT DISCUSSION & ANALYSIS REPORT:**

As required under Securities and Exchange Board of India (Listing Obligations and Disclosure Requirements) Regulations 2015, the Management Discussion and Analysis Report is annexed as Annexure- III to this report.

#### **RISK MANAGEMENT:**

Your Company continues to have an effective Risk Management process in place. The management and the Board continuously oversees the risk management process including identification, impact assessment and drawing mitigation plans. The details of risks perceived by the Management are annexed as part of the Management Discussion and Analysis Report.

#### **SIGNIFICANT & MATERIAL ORDERS PASSED BY THE REGULATORS OR COURTS OR TRIBUNALS IMPACTING THE GOING CONCERN STATUS OF THE COMPANY:**

There are no significant and material orders passed by the Regulators or Courts or Tribunals which would impact the going concern status of the Company.

#### **CONSERVATION OF ENERGY, TECHNOLOGY ABSORPTION AND FOREIGN EXCHANGE EARNINGS AND EXPENDITURE:**

The Company is exploring new technologies and improving the existing technologies applicable to the Healthcare Business. In all its new locations, the company has been using LED technology lamps to conserve energy as well as costs.

#### **FOREIGN EXCHANGE EARNINGS / OUTGO:**

Foreign Exchange Earnings: Nil (Previous Year 67.13 lakhs) on account of services rendered  
Foreign Exchange Outgo : Rs. 70.13 lakhs (Previous Year Rs. 151.61 lakhs) towards Purchase of Consumables and software.

#### **CHANGE IN NATURE OF BUSINESS**

There was no change in the nature of business during the financial year.

#### **DETAILS IN RESPECT OF FRAUDS REPORTED BY AUDITORS UNDER SECTION 143(12):**

During the year under review, there was no fraud reported by the auditors under Section 143(12) of the Companies Act, 2013.


#### **INFORMATION ON LISTING WITH STOCK EXCHANGE:**

The Company's Equity Shares are listed on BSE Limited and the scrip code is 526783.

#### **DIRECTORS' RESPONSIBILITY STATEMENT:**

In terms of Section 134 clause (C) of sub-section (3) of the Companies Act, 2013, the Directors would like to state that:

- (i) In the preparation of the annual accounts, the applicable accounting standards have been followed.
- (ii) The Directors have selected such accounting policies and applied them consistently and made





judgments and estimates that were reasonable and prudent so as to give a true and fair view of the state of affairs of the Company at the end of the financial year and of the profit or loss of the Company for the year under review.

(iii) The Directors have taken proper and sufficient care for the maintenance of adequate accounting records in accordance with the provisions of this Act for safeguarding the assets of the Company and for preventing and detecting fraud and other irregularities.

(iv) The Directors have prepared the annual accounts on a going concern basis.

(v) The Directors have laid down internal financial controls to be followed by the company and that such internal financial controls are adequate and were operating effectively.

(vi) The Directors have devised proper system to ensure compliance with the provisions of all applicable laws and that such system were adequate and operating effectively.

#### **VIGIL MECHANISM / WHISTLE BLOWER POLICY**

The Company has a vigil mechanism to deal with instances of fraud and mismanagement, if any. The details of the Policy is posted on the website of the Company [www.dragarwal.com](http://www.dragarwal.com).

#### **CORPORATE SOCIAL RESPONSIBILITY (CSR) COMMITTEE**

The Company has constituted CSR Committee and following are the members: -

- a. Dr. Athiya Agarwal - Chairperson
- b. Dr. Amar Agarwal - Member
- c. Mr. T R Ramasubramanian - Member

The CSR policy pursuant to the provisions of Section 135 of the Companies Act, 2013 is available in your company's website [www.dragarwal.com](http://www.dragarwal.com). Your Company has incurred an expenditure amounting to Rs. 34.10 lakhs by way of contribution towards CSR responsibilities (please refer to the CSR Report annexed as Annexure).

The Company's total spending on CSR is 2% of the average net profit for the immediately preceding three financial years. The report on CSR activities is given in Annexure IV forming part of this Report.

#### **REPORT ON CORPORATE GOVERNANCE**

A report on Corporate Governance as well as a certificate from a Practicing Company Secretary confirming the compliance with the conditions of the Corporate Governance are annexed as Annexure - V to this Report.

#### **DISCLOSURE UNDER THE SEXUAL HARASSMENT OF WOMEN AT WORKPLACE (PREVENTION, PROHIBITION AND REDRESSAL) ACT, 2013**

The Company has in place an Anti-Sexual Harassment Policy in line with the requirements of The Sexual Harassment of Women at the Workplace (Prevention, Prohibition & Redressal) Act, 2013. An Internal Complaints Committee (ICC) has been setup by your Company to redress complaints received regarding sexual harassment.

All employees (permanent, contractual, temporary, trainees) are covered under this policy. The following is a summary of sexual harassment complaints received and disposed off during the year 2020-21

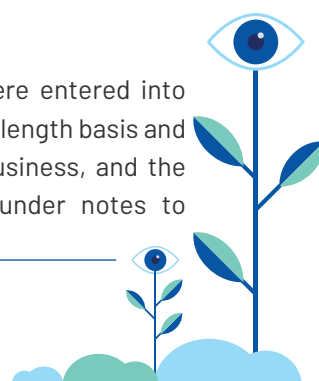
- a. No. of complaints received during the financial year: Nil
- b. No. of complaints disposed off during the financial year: NA
- c. No. of complaints pending as on end of the financial year: Nil

#### **EMPLOYEE RELATIONS:**

Employee relations throughout the year were harmonious. The Board wishes to place on record its sincere appreciation of the devoted efforts of all the employees in advancing the Company's vision and strategy to deliver another record performance.

#### **RELATED PARTY TRANSACTIONS:**

All related party transactions that were entered into during the financial year were on arm's length basis and were in the ordinary course of the business, and the details of the same are furnished under notes to



account and also annexed as annexure VI in form AOC-2. There are no materially significant related party transactions made by the company with Promoters, Directors, Key Managerial Personnel or other designated persons, which may have potential conflict with interest of the company at large. The Board of Directors of the Company has, on the recommendation of the Audit Committee, adopted a policy to regulate transactions between the Company and its Related Parties, in compliance with the applicable provisions of the Companies Act 2013, and the Rules there under. This policy was considered and approved by the Board and has been uploaded on the website at [www.dragarwal.com](http://www.dragarwal.com)

### PREVENTION OF INSIDER TRADING

The Company has adopted a Code for Prevention of Insider Trading with a view to regulate trading in securities by the Directors and designated persons of the Company.

The Code requires pre-clearance for dealing in the Company's shares and prohibits the purchase or sale of Company shares by the Directors and the designated persons while in possession of unpublished price sensitive information in relation to the Company and during the period when the Trading Window is closed.

### ANNEXURE PARTICULARS

#### ANNEXURES FORMING PART OF THIS REPORT OF THE DIRECTORS:

The following annexures referred in this report and other information which are required to be disclosed are attached and forms an Integral part of this report

1. Information required under section 197(12) of The Companies Act, 2013
2. Secretarial Audit Report
3. Management Discussions and Analysis Report
4. Report on Corporate Social Responsibility Activities
5. Corporate Governance Report
6. Form AOC-2

#### ACKNOWLEDGEMENTS:

Your directors wish to place on record their appreciation for the continuous support received from the members, customers, suppliers, various statutory bodies of the Government of India and the company's employees at all levels.


For and on behalf of the Board

Sd/-

**Dr. Amar Agarwal**  
**Chairman cum Managing Director**

Place: Chennai

Date: May 4, 2021



## ANNEXURE I

The information required under Section 197(12) of the Companies Act, 2013 and Rules made there-under, in respect of employees of the Company is as follows: -

1. Ratio of the remuneration of each Director to the median remuneration;

Director	Designation	Ratio
Dr. Amar Agarwal	Chairman Cum Managing Director	74 : 1
Dr. Athiya Agarwal	Whole- Time Director	32 : 1

2. Percentage increase in remuneration of each Director, Chief Financial Officer, Chief Executive Officer, Company Secretary or Manager, if any, in the financial year;

Director	Designation	% Increase
Dr. Amar Agarwal	Chairman Cum Managing Director	—
Dr. Athiya Agarwal	Whole-Time Director	—
Dr. Adil Agarwal	Director	—
Ms. Jolly H Jivani	Company Secretary	—
Ms. Saradha Govindarajan*	CFO	NA
Mr. B Udhay Shankar <sup>#</sup>	CFO	NA

\*Ms. Saradha Govindarajan had resigned from the service of the Company as Chief Financial Officer with effect from July 31, 2020.

<sup>#</sup> Mr. B Udhay Shankar, appointed as Chief Financial Officer of the Company with effect from December 7, 2020.

3. The Percentage increase in the median remuneration of employees in the financial year was Nil.
4. The number of permanent employees on the rolls of company were 730.
5. Average percentile increase already made in the salaries of employees other than the managerial personnel in the last financial year and its comparison with the percentile increase in the managerial remuneration and justification thereof;


Due to Covid-19 Pandemic there was no increase in the remuneration for employees and Key Managerial Personnel during the year 2020-21. The Average Percentile increase in remuneration is NIL during the period under review.

6. Affirmation that the remuneration is as per the remuneration policy of the company;

The Company's remuneration policy is driven by the success and performance of the individual employees and the Company. Individual performance pay is determined by business performance and the performance of the individuals measured through the annual appraisal process. The Company affirms remuneration is as per the remuneration policy of the Company.

Statement pursuant to Section 197(12) of the Companies Act, 2013 read with Rule 5(2) of the Companies (Appointment and Remuneration of Managerial Personnel) Rules, 2014 forming part of the Directors' Report

- (a) Personnel who are in receipt of remuneration aggregating not less than Rs.102,00,000 per annum and employed throughout the financial year: Nil

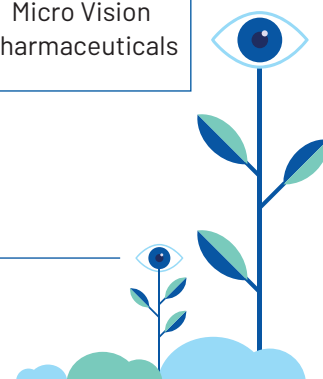


The details of top ten employees in terms of remuneration drawn during the financial year 2020-2021 as per Rule 5(2) of The Companies (Appointment and Remuneration of Managerial Personnel) Rules, 2014 duly amended by The Companies (Appointment and Remuneration of Managerial Personnel) Amendment Rules 2016, are as follows

Name and Age	Designation / Nature of duties	Gross Remuneration paid (₹)	Qualification & Experience (years)	Date of Commencement of Employment	Previous Employment
Mr.Jagannathan V (60)	Director-Projects	7,371,613	BSC, PGDM (39 years)	02-Dec-13	Spencer & Company Limited
Dr. Soundari S (44)	Doctor	4,109,044	MBBS, DO, DNB, FRCS (16 years)	20-Jun-06	Appasamy Eye Hospital
Mr.Venkatesh Vaidyanathan (43)	Vice President-Projects	3,816,375	BSC (21 years)	03-Nov-14	Future Group
Dr. Palanivel V (46)	Doctor	3,482,512	MBBS, MS (20 years)	08-Jan-01	NA
Mr. Yashwanth Venkat (36)	Vice President-Business Finance & Analytics	2,807,447	Btech, PGDM (12 years)	18-May-18	Intellect Design Arena
Mr. Sunantharaj Ebenezer (55)	General Manager-Admin	2,690,625	BA (Sociology), PG in Personnel Management and Industrial Relations, Diploma in Medical Law (32 years)	11-Nov-90	IMRB
Dr.Vijay Anand T (48)	Doctor	2,701,894	MBBS,DO, FMRF (Glaucoma), (24 years)	11-Apr-08	Aravind Eye Hospital
Mr. Kumaraguru K (48) <sup>#</sup>	Executive Secretary	2,439,560	Bsc Maths, Diploma(Hons) in System Management, MCSE (28 years)	03-Aug-95	Auomira Stock and Share Broker
Mr. Nandhakumar (44) <sup>*</sup>	Vice President-Operations	2,614,294	BCA (23 years)	30-Oct-06	Clear Vision Optical
Mr. Ugandhar N R (42)	Vice President-M&A	2,537,705	Bsc (Physics), MCA (19 years)	01-Feb-06	Micro Vision Pharmaceuticals

<sup>#</sup> Mr. Kumaraguru K holds 149 equity shares of the company.

<sup>\*</sup> Mr. Nandhakumar holds 50 equity shares of the Company.





## ANNEXURE II

FORM NO.MR3

### SECRETARIAL AUDIT REPORT FOR THE FINANCIAL YEARENDED MARCH 31, 2021

[Pursuant to Section 204(1) of the Companies Act, 2013 and Rule No. 9 of the Companies (Appointment and Remuneration Personnel) Rules, 2014]

To

The Members

#### DR. AGARWAL'S EYE HOSPITAL LIMITED

3rd Floor, Buhari Towers, No. 4 Moores Road Off  
Greaves Road, Chennai - 600 006.

I have conducted the secretarial audit of the compliance of applicable statutory provisions and the adherence to good corporate practices by DR. AGARWAL'S EYE HOSPITAL LIMITED (hereinafter called "the company"). Secretarial Audit was conducted in a manner that provided me a reasonable basis for evaluating the corporate conducts / statutory compliances and expressing my opinion thereon.

Based on my verification of the books, papers, minute books, forms and returns filed and other records maintained by DR. AGARWAL'S EYE HOSPITAL LIMITED and also the information provided by the Company, its officers, agents and authorized representatives during the conduct of secretarial audit, I hereby report that in my opinion, the company has, during the audit period covering the financial year ended March 31, 2021, complied with the statutory provisions listed hereunder and also that the Company has proper Board-processes and compliance-mechanism in place to the extent, in the manner and subject to the reporting made hereinafter:

1. I have examined the books, papers, minute books, forms and returns filed and other records, including the website of the Company, maintained by DR. AGARWAL'S EYE HOSPITAL LIMITED for the financial year ended March 31, 2021 according to the provisions of:
  - (i) The Companies Act, 2013 ("the Act") and the rules made thereunder, as applicable;
  - (ii) The Securities Contracts (Regulation) Act, 1956 ('SCRA') and the rules made thereunder;

(iii) The Depositories Act, 1996 and the Regulations and Bye-laws framed thereunder;

(iv) Foreign Exchange Management Act, 1999 and the rules and regulations made thereunder to the extent of Foreign Direct Investment, Overseas Direct Investment and

External Commercial Borrowings;

(v) The following Regulations and Guidelines prescribed under the Securities and Exchange Board of India Act, 1992 ('SEBI Act'):

(a) Securities and Exchange Board of India (Substantial Acquisition of Shares and Takeovers) Regulations, 2011;

(b) Securities and Exchange Board of India (Prohibition of Insider Trading) Regulations, 2015;

(c) Securities and Exchange Board of India (Registrars to an Issue and Share Transfer Agents) Regulations, 1993 regarding the Companies Act and dealing with client; and

(d) Securities and Exchange Board of India (Depositories and Participants) Regulations, 2018

2. Provisions of the following Regulations and Guidelines prescribed under the Securities and Exchange Board of India Act, 1992 ('SEBI Act') were not applicable to the Company during the audit period, since there were no issues during the year which required specific compliance under:

(a) The Securities and Exchange Board of India (Issue of Capital and Disclosure Requirements) Regulations, 2009;

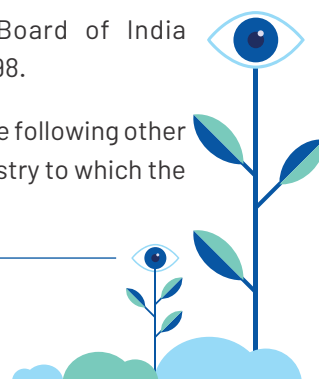
(b) The Securities and Exchange Board of India (Share Based Employee Benefits) Regulations, 2014;

(c) The Securities and Exchange Board of India (Issue and Listing of Debt Securities) Regulations, 2008;

(d) The Securities and Exchange Board of India (Delisting of Equity Shares) Regulations, 2009; and

(e) The Securities and Exchange Board of India (Buyback of Securities) Regulations, 1998.

3. I have examined compliance with the following other laws specifically applicable to the industry to which the Company is engaged in the business of:



- (a) The Environment Protection Act, 1986;
- (b) Bio-Medical Waste (Management & Handling) Rules, 1998;
- (c) The Pharmacy Act, 1948; and
- (d) Drugs and Cosmetic Rules, 1945.

I have relied on the representation made by the Company and its officers, relating to systems and mechanisms framed by the Company, for ensuring compliance with the other Applicable Acts specific to the Industry, Laws and Regulations as applicable to the Company

I further report that the compliance by the Company of other applicable laws like direct and indirect tax laws have not been reviewed in this audit, since the same have been subject to review by statutory financial audit and other designated professional.

4. I have also examined compliance with the applicable clauses of the following:

(i) Secretarial Standards with respect to Board Meetings (SS-1), General Meetings (SS-2) and Dividend (SS-3) issued by The Institute of Company Secretaries of India, as approved by the Central Government and the amendments w.r.t the same.

(ii) The Listing Agreements entered into by the Company with BSE Limited.

5. I further report that:

(a) The Board of Directors of the Company is duly constituted with proper balance of Executive Directors, Non-Executive Directors, Independent Directors and Woman Director(s). There were no changes in the composition of the Board of Directors that took place during the period under review and accordingly the company has complied with the provisions of the Act pertaining to the same.

(b) Adequate notice is given to all directors to schedule the Board Meetings, agenda and detailed notes on agenda were sent to them at least seven days in advance, except in cases where shorter notice were given, the same was approved by all directors at the Board Meeting(s) as per the Minutes of the said Board Meeting(s), thereby complying with the provisions of the Act and system exists for seeking and obtaining further

information and clarifications on the agenda items before the meeting and for meaningful participation at the meeting.

(c) Decisions are carried through Majority, while the dissenting members' views, if any, are captured and recorded as part of the minutes.

6. I further report that there are adequate systems and processes in the company commensurate with the size and operations of the company to monitor and ensure compliance with applicable laws, rules, regulations and guidelines.

7. Based on the above examination, I hereby report that, during the aforesaid Review Period, the listed entity has complied with the provisions of the Act, Rules, Regulations, Guidelines, Standards mentioned above, except the following observation:

As per Regulation 31(2) of SEBI (Listing Obligations and Disclosure Requirements) Regulations, 2015, the listed entity shall ensure that hundred percent of shareholding of promoter(s) and promoter group is in dematerialized form and the same is maintained on a continuous basis in the manner as specified by the Board. Whereas, the promoter / promoter group shareholding is not held hundred percent in dematerialized form. 6,700 shares are held by two promoter / promoter group, namely Ms. Sunita Agarwal and Mr. Pankaj Sondhi who hold 6,600 shares and 100 shares respectively, in physical form.

Hence, there is non-compliance with respect to Regulation 31 (2) of SEBI (Listing Obligations and Disclosure Requirements) Regulations, 2015.

8. I further report that during the audit period, the Company did not have any events which had a major bearing on the Company's affairs in pursuance of the laws, rules, regulations, guidelines, standards, etc referred to above.

Sd/-

Signature

Name of the Practising Company Secretary: V . Vasumathy

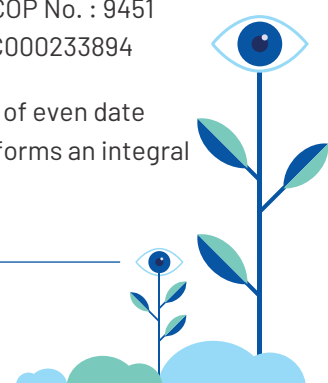
Place: Chennai

Date: May 3, 2021

FCS No.: 5424; COP No. : 9451

UDIN: F005424C000233894

This report is to be read with my letter of even date which is annexed as "Annexure A" and forms an integral part of this report.



## ANNEXURE A

To

The Members

### **DR. AGARWAL'S EYE HOSPITAL LIMITED**

3rd Floor, Buhari Towers


No. 4, Moores Road Off Greaves Road Chennai – 600 006.

My report of even date is to be read along with this letter.

1. Maintenance of secretarial records is the responsibility of the management of the company. My responsibility is to express an opinion on these secretarial records based on my audit.
2. I have followed the audit practices and processes as were appropriate to obtain reasonable assurance about the correctness of the contents of the secretarial records. The verification was done on test basis to ensure that correct facts are reflected in secretarial records. I believe that the processes and practices I followed provide a reasonable basis for my opinion.
3. I have not verified the correctness and appropriateness of financial records and Books of Accounts of the company.
4. Wherever required, I have obtained the Management Representation about the compliance of laws, rules and regulations and happening of events etc.
5. The compliance of the provisions of Corporate and other applicable laws, rules, regulations, standards is the responsibility of management. My examination was limited to the verification of procedures on test basis.
6. The Secretarial Audit Report is neither an assurance as to future viability of the company nor of the efficacy or effectiveness with which the management has conducted the affairs of the company.
7. Due to the Covid – 19 Pandemic and the restrictions faced due to the same, physical verification of documents / records have been impacted and hence reliance has been placed on the scanned / soft copies of various documents / records which were provided by the Company.

Place: Chennai  
Date: May 3, 2021

Sd/-  
Signature:  
Name of the Practising Company Secretary:  
V. Vasumathy  
FCS No.: 5424; COP No. : 9451



## ANNEXURE-III

### MANAGEMENT DISCUSSION AND ANALYSIS

#### COMPANY OVERVIEW

##### ABOUT DR AGARWAL'S

Founded in 1957, and registered in 1994 as a Company, Dr Agarwal's Eye Hospital is a leading chain of eye hospitals with predominant presence in Tamil Nadu. Under the able leadership of Dr Amar Agarwal, the Company has been a pioneer and leader in the Indian Ophthalmology market with an established market position, healthy brand recall in the eye care segment.

It offers comprehensive services in the eye-care segment including Cataract, Glaucoma, Laser Correction, Cornea and Refractive, Retina, and Squint among others. It has presence in multiple locations in Tamil Nadu and Rajasthan.

##### ECONOMIC CONTEXT

###### Global Economy

The year 2020 witnessed unprecedented challenges that no one can forget as SARS-CoV-2 virus wreaked havoc across the world. It saw no national boundaries and had impacted every business including the ophthalmology sector. An IMF publication states that the global economy has estimated to contract by c.3.5% in CY 2020, with all nations except China reporting recessions due to the forced lockdowns to curb local spread of COVID. The central banks across the world infused monetary policy support to restrict the otherwise feared steep decline in economy growth. More than ever, this global pandemic had put severe crisis on the healthcare infrastructure across the world. Investments in healthcare infrastructure and vaccination drives for their respective nations, has been the core concentration of most of the monetary and public policies announced.

###### Indian Economy

The Indian GDP contracted by c.7.3% in FY 2020-21, despite the V-shaped recovery fuelled by medium-to-strong performance in Q3 & Q4 of FY 2020-21. The Reserve Bank of India (RBI), Central and State governments have provided critical support in terms of monetary policy, medical and financial support to the citizens of India, especially to the lower strata of the society.

#### HEALTHCARE INDUSTRY

One aspect of human welfare that transcends everything including economic well-being and geographic location, is the health of the individual. For this reason, healthcare has been existing since the beginning of time and will exist, in some manner or the other, for a long time after what we can imagine would be the end of everything. A normal human accesses healthcare only in times of sickness or injury or both. But the future doesn't look the same. People are moving from cure to prevention. Healthcare is moving from treatment to well-being. The emphasis is now on preventing illness, identifying health risks earlier, adopting healthier lifestyle rather than cure, treatment, and recovery.

And with what we have seen over the last 12-18 months, healthcare is at the forefront of every discussion and policy announced. From huge investments in healthcare infrastructure to massive push to the vaccination drives, healthcare is now holding the most critical position in the survival of the world.

##### SWOT ANALYSIS

###### Strengths

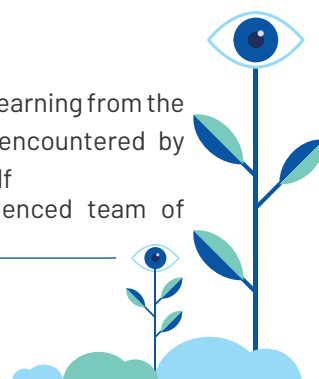
- a) Being a pioneer in ophthalmology space with best track record of clinical outcomes, the Company is best placed to grow its patient base and related financial outcomes
- b) The Company is guided by a very strong promoter team with right blend of clinical and managerial expertise

###### Weaknesses

Dependence on scarcely available medical professionals: As per statistics published by the International Council of Ophthalmology in 2016, there were about 15,000 ophthalmologists in India, which highlights the shortage and high burden among the doctors to tackle the patient population in India, which is among the primary restraining factors to this market.

###### Opportunities

- a) The Company has got tremendous learning from the positives and significant challenges encountered by peers, against which it is de-risking itself
- b) The company employs an experienced team of





## ANNEXURE-III

### MANAGEMENT DISCUSSION AND ANALYSIS

Doctors aided by sophisticated technology thus providing advanced eye-care services

c) The policy push in healthcare industry by the governments will act as a springboard for better opportunities

d) The recent relocation of its branches creates a well set platform / robust operating model to drive expansion

#### Threats

a) The second wave of COVID-19 in India has impacted the general health of people, businesses and the economy as a whole. The second wave induced lockdown across states in India has created a compounding impact on the operations and financials of the organisation.

b) The company expects that Q1-FY22 performance would be sub-par with a high impact on the profitability. Any forecast of remaining quarters cannot be done objectively as on date.

c) Geographically concentrated operations with modest growth in scale amidst stiff competition

### INTERNAL CONTROLS SYSTEMS AND THEIR ADEQUACY:

The Company has an adequate system of internal controls in place which has been designed to provide a reasonable assurance with regard to maintenance of proper accounting controls, monitoring of operations, protecting assets from unauthorized use or losses, compliance with regulations and for ensuring reliability of financial reporting

### FINANCIAL PERFORMANCE:

The previous financial year was tough for the company with a yearly revenue de-growth of c.21% from INR 164.4 Crore (FY20) to INR 130.3 Crore (FY21). This was primarily due to the COVID impact in Q1 & Q2 with a revenue de-growth of 67% and 34% respectively. However, the business showed a sharp recovery with a growth of 29% in Q4.

Given the sub-par revenue performance, the company had made concentrated efforts on cost control during the year. Despite of it, the company had de-growth of c.68% from INR 22.4 Crore (FY20) to INR 7.3 Crore (FY21). This again was primarily due to impact during Q1 and Q2 wherein the company had exponential EBITDA de-growth, with positive EBITDA in Q3 & Q4 to end the year on a strong note.

### OPERATIONAL PERFORMANCE:

The total number of outpatients (New + Review) decreased by ~26%, primarily due to dearth of OPD inflow in Q1 and Q2 where de-growth was c.65% and c.29% respectively.

In December 2020, we have relocated our Salem hospital to a new and bigger location. It was inaugurated by the then Hon'ble Chief Minister of Tamil Nadu, Edappadi Palanisamy. This relocation increased the branch revenue by more than 1.5x in the short-term, with continued efforts being taken to maintain a sustainable growth.

### HUMAN RESOURCE:

During the year, the human resource relations continued to be cordial, conducive and mutually productive. Human resources are used efficiently to achieve success, stability and growth of the Company. The details regarding developments in Human resources are dealt in the "Particulars of Employees" forming part of the of the Directors' Report. The total employees as at the year-end were 730.

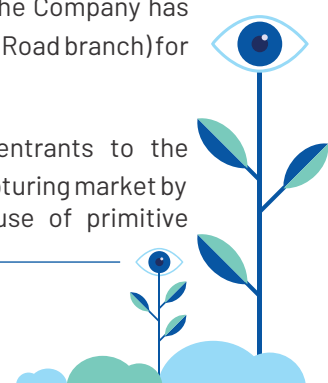
### RISKS AND MITIGATIONS

a) Impact of second-wave and potential third wave of COVID: The second wave of COVID infections has impacted the general health of people, businesses and the economy as a whole. With the discovery of new variants of the SARS-CoV-2 virus, the possibility of third wave cannot be ruled out.

Risk Mitigation: The Company is consistently monitoring the welfare of its employees, the operational and financial performance during such period(s), and has put in force appropriate and proactive initiatives to reduce the risk impact.

In addition to the above, the concentrated push by the Central and State Governments has been well-adopted by your Company. Being front-line workers, strong and concentrated efforts was taken to vaccinate all the employees for their own safe-keep. The Company has also acted as a vaccination center (TTK Road branch) for the general public.

b) Competition intensity and new entrants to the market: Many competitors attempt capturing market by offering similar treatment through use of primitive



## ANNEXURE-III

### MANAGEMENT DISCUSSION AND ANALYSIS

technology. This can significantly impact Companies bottom line

**Risk Mitigation:** The Company believes that in the long run, quality is the sole consideration and has never compromised on its ability in conducting high end operations with state of the art technology.

c) **Pace of obsolescence of technology and treatment methods:** Eye Care segment uses a number of equipment in its business, which needs to be constantly tested, and evaluated for technology obsolescence.

**Risk Mitigation:** Company utilises a dedicated Research & Development function, which develops near term and incremental improvements, as well as step change improvements to existing products and processes, resulting in minimal obsolescence.

d) **Materials risk:** Non availability of good quality materials could impact on time delivery of service to clients.

**Risk Mitigation:** The Company procures its materials directly from manufacturers on a sustained basis on account of large volumes and timely payments.

e) **Labour shortage and attrition of key staff including medical professionals:** Non availability of key / skilled Doctors could negate the quality and quantitative performance of the business.

**Risk Mitigation:** The Company has been continuously recruiting / training Doctors and building its capabilities.

f) **Increased compliance and regulatory challenges:** The evolution of the global regulatory environment has resulted into increased regulatory scrutiny that

has raised the minimum standards to be maintained. This signifies the alignment of corporate performance objectives, while ensuring compliance with regulatory requirements.

**Risk Mitigation:** Company recognises that regulatory requirements can at times be challenging, and therefore, will strive to understand the changing regulatory standards, so as to strengthen its decision making process and integrate these in the business strategy in which it operates.

#### KEY RATIOS:


The debt equity ratio stood at 1:0.40. The operating margin moved to 39%. The Profit Before Tax decreased to -71.25% from 14.40 %. The return on Net worth stood at -2.63%.

- (i) Debtors Turnover: 25 days
- (ii) Inventory Turnover: 59 days
- (iii) Interest Coverage Ratio: 3.65
- (iv) Current Ratio: 0.91
- (v) Net Profit Margin: -1.0%

These figures are not comparable with the immediate preceding Financial Year due to the impact of Covid-19.

#### CAUTIONARY STATEMENT:

Company's objectives, expectations or forecasts may be forward-looking within the meaning of applicable securities laws and regulations. Actual results may differ materially from those expressed in the statement. Important factors that could influence the Company's operations include global and domestic business environment, changes in government regulations, tax laws, economic developments within the country and other factors such as litigations etc



## ANNEXURE-IV

### REPORT ON CORPORATE SOCIAL RESPONSIBILITY(CSR)ACTIVITIES

1. A brief outline of the company's CSR policy, including overview of projects or programs proposed to be undertaken and a reference to the web-link to the CSR policy and projects or programs.

In alignment with the "Vision" of the Company, Dr. Agarwal's Eye Hospital Limited (AEHL), through its CSR initiatives, will continue to enhance value creation in the society and in the community in which it operates, through its services, conduct & initiatives, so as to promote sustained growth for the society and community, in fulfillment of its role as a Socially Responsible Corporate, with environmental concern.

The policy encompasses the Company's philosophy, its responsibility as a corporate citizen and lays down the guidelines and mechanism for undertaking socially useful programs for welfare & sustainable development of the community at large.

This policy shall apply to all CSR initiatives and activities taken up by AEHL, for the benefit of different segments of the society, specifically the deprived, underprivileged and differently abled persons.

For the purpose of focusing its CSR efforts in a continued and effective manner, the following eight thrust areas have been identified:

- (i) Education / Literacy Enhancement
- (ii) Environment Protection / Horticulture
- (iii) Infrastructure Development
- (iv) Drinking water / Sanitation
- (v) Healthcare / Medical facility
- (vi) Community Development / Social Empowerment
- (vii) Contribution to Social Welfare funds set up by Central / State Government
- (viii) Relief for victims of Natural Calamities

2. The Composition of the CSR Committee

The Company has constituted the CSR Committee with the following Directors:

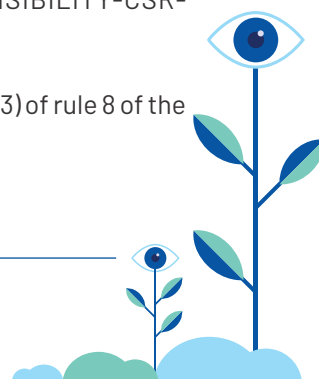
Sl. No.	Name of Director	Designation	Number of meetings held during the year	Number of meetings of attended during the year
(i)	Dr. Athiya Agarwal	Chairperson	01	01
(ii)	Dr. Amar Agarwal	Member	01	01
(iii)	Mr. T R Ramasubramanian	Member	01	01

3. Provide the web link where Composition of the CSR committee, CSR Policy and CSR Projects approved by the Board are disclosed on the website of the company

<https://www.dragarwal.com/wp-content/uploads/2021/02/CORPORATE-SOCIAL-RESPONSIBILITY-CSR-POLICY.pdf>

4. Provide the details of Impact assessment of CSR projects carried out in pursuance of sub-rule (3) of rule 8 of the Companies (Corporate Social Responsibility Policy) Rules, 2014, if applicable (attach the report).

Not Applicable



5. Details of the amount available for set off in pursuance of sub-rule(3) of rule 7 of The Companies(Corporate Social Responsibility Policy) Rules, 2014 and amount required for set off for the financial year, if any

Sl. No.	Financial Year	Amount available for set off from preceding financial years (in Rs)	Amount required to be set off for the financial year, if any (in Rs)
(i)	2020 - 2021	Nil	Nil

6. Average net profit of the Company as per Section 135(5)

Rs. In Lakhs

Sl. No.	For the Financial Year	Annual Net Profit
(I)	2019 -2020	1994.05
(ii)	2018 -2019	1742.56
(iii)	2017 -2018	1336.09
	<b>Total</b>	<b>5072.7</b>
	<b>Average Annual Net Profit</b>	<b>1691.82</b>

7. (a) Two percent of average net profit of the company as per section 135(5)

2% of Average Net Profit is Rs. 33.83 Lakhs

(b) Surplus arising out of the CSR projects or programs or activities of the previous financial years.

Nil

(c) Amount required to be set off for the financial year, if any

Nil

(d) Total CSR obligation for the financial year(7a+7b-7c):

Rs. 33.83 Lakhs

8. (a) CSRAmount spent or unspent for the financial year:

Amount Unspent (in Rs.)

Total amount spent for the Financial year (amount in Rs.)	Total Amount transferred to Unspent CSR Account as per Section 135(6).		Amount transferred to any fund specified under Schedule VII as per second proviso to section 135(5).		
	Amount	Date of Transfer	Name of the Fund	Amount	Date of Transfer
Rs. 34,10,000	Nil		Nil		

(b) Details of CSR Amount spent against ongoing projects for the financial year:

S. No	Name of the Project	Item from the list of activities in Schedule VII to the Act.	Local area (Yes / No)	Location of the Project		Project duration	Amount allocated for the Project (in Rs.)	Amount spent in the current financial Year (in Rs.).	Amount transferred to Unspent CSR account for the project as per Section 135(6) (in Rs.).	Mode of Implementation Direct  (Yes/No)	Mode of Implementation Through Implementing Agency	
				State	District						Name	CSR Registration number
No ongoing project was approved during the financial year 2020 - 2021												



(c) Details of CSR amount spent against other than ongoing projects for the financial year:

S. No.	Name of the Project	Item from the list of activities in schedule VII to the Act.	Local area (Yes / No)	Location of the project		Amountspent for the project (in Rs.)	Mode of implemen- tation Direct (Yes/No)	Mode of implementation through implementing agency	
				State	District			Name	CSR registration number
1.	Inali Foundation (Limbs on wheels)	Healthcare	No	Maharashtra	Pune	Rs. 25,10,000	No	Inali Foundation	Not applicable for the year 2020 -2021
2.	Harijan Sevak Sangh	Orphanage Homes	Yes	Tamilnadu	Chennai	Rs. 1,00,000	No	Harijan Sevak Sangh	
3.	Bala Vihar	Orphanage School	Yes	Tamilnadu	Chennai	Rs. 1,50,000	Yes	Bala Vihar	
4.	Pratyaksha Charitable Trust	To promote tradition and culture with academic education	Yes	Tamilnadu	Chennai	Rs. 1,50,000	No	Pratyaksha Charitable Trust	
5.	MRT trust	Promoting education	Yes	Tamilnadu	Chennai	Rs. 5,00,000	No	MRT trust	
Total						34,10,000			

(d) Amount spent in Administrative Overheads : Nil

(e) Amount spent on Impact Assessment, if applicable : Nil

(f) Total amount spent for the Financial Year (8b+8c+8d+8e) : Rs. 34,10,000

(g) Excess amount for set off, if any

S. No.	Particular	Amount (Rs. In lakhs)
(i)	Two percent of average net profit of the Company as per Section 135(5)	33.83
(ii)	Total amount spent for the Financial Year	34.10
(iii)	Excess amount spent for the financial year [(ii) - (i)]	0.27
(iv)	Surplus arising out of the CSR projects or programs or activities of the previous financial years, if any	Nil
(v)	Amount available for set off in succeeding financial years (iii)-(iv)]	0.27

9. (a) Details of Unspent CSR amount for the preceding three financial years:

Sl. No.	Preceding Financial Year	Amount transferred to Unspent CSR Account under section 135(6) (in Rs.)	Amount spent in the reporting Financial Year (in Rs.).	Amount transferred to any fund specified under Schedule VII as per section 135(6), if any.			Amount remaining to be spent in succeeding financial years (in Rs.)
				Name of the Fund	Amount (in Rs).	Date of transfer.	
NIL							





(b) Details of CSR amount spent in the financial year for ongoing projects of the preceding financial year(s):

Si. No.	Project ID.	Name of the Project.	Financial Year in which the project was commenced.	Project duration.	Total amount allocated for the project (in Rs.).	Amount spent on the project in the reporting Financial Year (in Rs.).	Cumulative amount spent at the end of reporting Financial Year (in Rs.)	Status of the Project Completed /Ongoing.
NIL								

10. In case of creation or acquisition of capital asset, furnish the details relating to the asset so created or acquired through CSR spent in the financial year (asset-wise details).

(a) Date of creation or acquisition of the capital asset(s) : NIL

(b) Amount of CSR spent for creation or acquisition of capital asset : NIL

(c) Details of the entity or public authority or beneficiary under whose name such capital asset is registered, their address etc.

Name of the Trust : NIL

Section 12AA Registration No. : NIL

Section 80G Registration No. : NIL

Address of the Trust : NIL

(d) Provide details of the capital asset(s) created or acquired (including complete address and location of the capital asset).

Capital asset(s) created : NIL

Address where capital assets located : NIL

11. Specify the reason(s), if the company has failed to spend two percent of the average net profit as per section 135(5)

The Company has spent more than 2% of the average net profit during the financial year 2020 – 2021, as per Section 135(5) of The Companies Act, 2013.

Place : Chennai

Date : May 4, 2021

**Dr. Amar Agarwal**

Chairman Cum Managing Director

**Dr. Athiya Agarwal**

Chairperson CSR Committee



## ANNEXURE-V

### CORPORATE GOVERNANCE

#### 1. COMPANY'S PHILOSOPHY ON CORPORATE GOVERNANCE:

Good Corporate governance practices are intrinsic to the management of the Company. Its businesses focus on getting best returns on assets and capital deployed with minimum risks. Therefore, it always ensures that its targets and performance are met with integrity and accountability to investors and all other associates, governmental and non-governmental agencies.

With emphasis on transparency, integrity and accountability, the Board of Directors adopted the principles of good corporate governance by setting up an Audit Committee, Stakeholders Relationship Committee and Nomination & Remuneration Committee.

#### 2. BOARD OF DIRECTORS AS ON MARCH 31, 2021:

(a) The Company's Board consists of 6 directors comprising of 2 Executive Directors, 1 Non- Executive Director and 3 Independent Directors (as on 31.03.2021).

Composition and Category of Directors:

Name	Designation	No. Of Shares held by the Director	No. of Board Meetings attended during 2020-21	Whether attended last AGM	No. of directorships in other public companies	No. of committee Membership/ Chairmanship in other Public Company*	
						Member	Chairman
Dr. Amar Agarwal	Chairman-Cum Managing Director -Promoter	#	5	YES	1	-	-
Dr. Athiya Agarwal	Whole Time Director-Promoter	--	5	YES	-	-	-
CA Sanjay Anand	Independent Director	12603	5	YES	1	1	-
Dr. Adil Agarwal	Non-Executive Director - Promoter	--	5	YES	1	-	-
Mr.T R Ramasubramanian	Independent Director	--	5	YES	-	-	-
Mrs. Lakshmi Subramanian	Independent Director	--	5	YES	4	4	1

\*Covers only the Membership/Chairmanship in Audit Committee and Stakeholders Relationship Committee.

#Dr. Sunita Agarwal holds 6600 shares jointly with Dr. Amar Agarwal

#### (b) Relationship between Directors inter-se:

Dr Athiya Agarwal is the wife of Dr. Amar Agarwal

Dr Adil Agarwal is the son of Dr. Amar Agarwal & Dr Athiya Agarwal


Name of other listed companies in which Director of the Company is Director and their category:

Sl No.	Name of the Director	Name of other listed company	Category of Directorship
1.	Mrs. Lakshmi Subramanian	Indo - National Limited Dynavision Limited	Non-Executive Independent Director

#### (c) Meetings:

During the year 2020-21, 5 (Five) Board Meetings were held on the following dates:

19/05/2020, 12/08/2020, 30/10/2020, 07/12/2020 & 25/01/2021.



(d) **Disclosure of Director's Interests in Transaction with the Company:**

None of the non-executive directors had any pecuniary relationship or transaction with the company pursuant to the provisions of Securities and Exchange Board of India (Listing Obligations and Disclosure Requirements) Regulations, 2015 (f) other than that of sitting fees.

Except sitting fees, no Director has been paid any remuneration as the Director of the Company except the Executive Directors who were being paid remuneration for acting as Managing / Whole Time Director of the Company.

(e) **Code of Conduct:**

The Board of directors had implemented a Code of Conduct to be applicable to all Board members

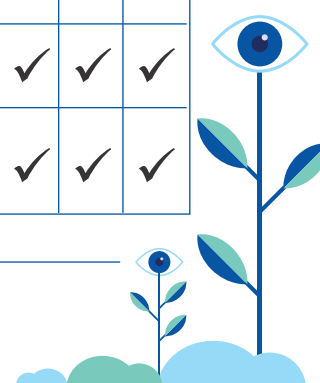
and Senior Management of the Company. The same has been posted on the Company's website- [www.dragarwal.com](http://www.dragarwal.com). The Board of Directors and Members of the Senior Management, have affirmed compliance with the code of conduct for the financial year 2020-21.

**List of core skills, expertise and competencies identified by the Board**

The Board of your Company consists of expert Directors who have vast experience in their respective field of specialisation and offers a range of core skills and experience that is relevant to the healthcare sector. The Board of Directors have identified the following core skills, expertise and competencies in the context of the Company's business and healthcare sector for it to function effectively:

**SKILLS / EXPERTISE / COMPETENCE OF THE BOARD OF DIRECTORS**

Board of Directors	Dr. Amar Agarwal	Dr. Athiya Agarwal	Dr. Adil Agarwal	CA Sanjay Anand	Mr. T.R. Ramasubramanian	Mrs. Lakshmi Subramanian
<b>Business Leadership -</b> reacting in an effective manner to changing circumstances, ability tap into the vision to achieve success, decisiveness and collaborative skills	✓	✓	✓	✓	✓	✓
<b>Financial Expertise</b> ability to understand financial statements and functions of an Audit Committee	✓	✓	✓	✓	✓	✓
<b>Strategic planning and General Management -</b> strategic vision, administration of the Company, ability to think expansively, evaluate alternatives and make decisions	✓	✓	✓	✓	✓	✓
<b>Understanding of Technology and innovation -</b> relating to healthcare sector	✓	✓	✓			
<b>Ability to identify the key risk -</b> in various areas including operation, finance & marketing	✓	✓	✓	✓	✓	✓
<b>Legal &amp; compliances -</b> Experience in corporate governance and understanding of regulatory environment				✓		✓
<b>Human Resource Management-</b> Understanding of employees and motivates them to deliver superior performance	✓	✓	✓	✓	✓	✓
<b>Stakeholder Management-</b> Experience in dealing with various stakeholders including regulators, suppliers, employees, etc.	✓	✓	✓	✓	✓	✓



Considering the skills, expertise and competencies required for effective functioning and discharge of Board's duties, your Board is satisfied with the present composition of the Board of Directors. In the opinion of the Board, the Independent Directors fulfil the conditions specified in Securities and Exchange Board of India (Listing Obligations and Disclosure Requirements) Regulations, 2015 and are independent of the management.

#### (g) Familiarisation programme for Independent Director

Familiarisation programme for Independent Directors of the Company was being conducted and the details of the familiarisation programme are uploaded on the website of the Company <https://www.dragarwal.com/wp-content/uploads/2021/02/Familiarisation-Program-Imparted-to-Independent-Directors.pdf>

#### (h) Confirmation of Independence of Independent Directors

In the opinion of the Board and as per the necessary declarations from all the Independent Directors of the Company as required under Section 149 (7) of The Companies Act, 2013 read with Rule 6 of The Companies (Appointment and Qualification of Directors) Rules, 2014 and Regulation 16 of the Securities and Exchange Board of India (Listing Obligations and Disclosure Requirements) Regulations, 2015, all Independent Directors of the Company meet the criteria of their Independence laid down in Section 149 (6) of the Companies Act, 2013 and Securities Exchange Board of India (Listing Obligations and Disclosure Requirements) Regulations, 2015.

### 3. BOARD COMMITTEES:

#### 3.1 AUDIT COMMITTEE:

##### I. Terms of Reference:

The Audit Committee of the company has been mandated with the same terms of reference as specified in Part C of Schedule II of the Securities and Exchange Board of India (Listing Obligations and Disclosure Requirements Regulations) 2015 as well as Section 177 of the Companies Act, 2013.

The audit committee reviews the quarterly unaudited/ audited financial results of the Company. The unaudited

results are subjected to limited review by the statutory auditors of the Company. The Statutory auditors are eligible to issue limited review report as the audit firm has been subjected to peer review process of Institute of Chartered Accountants of India (ICAI) and hold a valid certificate issued by the Peer Review Board of ICAI. The Audit Committee approves payment to statutory auditors for audit and non-audit services.

The Audit Committee reviews all mandatory information under Part C of Schedule II pursuant to Regulation 18 of Securities and Exchange Board of India (Listing Obligations and Disclosure Requirements) Regulations, 2015 including review of internal auditor observations and statutory compliance.

##### II. Composition and attendance:

The Audit Committee consists of 3 directors. During the year Audit Committee met Four times on May 19, 2020, August 12, 2020, October 30, 2020, and January 25,

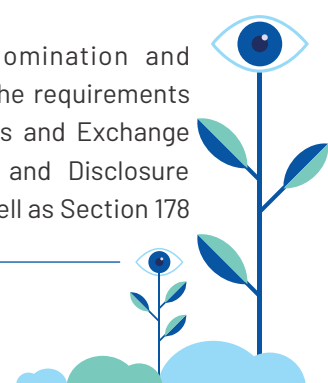
SI No.	Name of Director	Designation	No. of meetings attended
1.	CA Sanjay Anand	Chairman	4
2.	Dr Amar Agarwal	Member	-
3.	Mr. T R Ramasubramanian	Member	4

Two-thirds of the members of the committee are Independent Directors as required under Regulation 18 of Securities and Exchange Board of India (Listing Obligations and Disclosure Requirements) Regulations, 2015. They have considerable financial expertise and experience. The Chief Financial Officer (CFO), the Statutory Auditors and Internal Auditors are permanent invitees to the committee. The Company Secretary shall act as the secretary to the committee. Based on the requirement, Senior Management Personnel attended the meetings by invitation. All the recommendations of the Audit Committee during the year, were considered, accepted and approved by the board.

The Chairman of the Audit Committee was present at the Annual General Meeting held on September 23, 2020.

#### 3.2 NOMINATION & REMUNERATION COMMITTEE:

The Company has constituted 'Nomination and Remuneration Committee', meeting the requirements of Part D of Schedule II of Securities and Exchange Board of India (Listing Obligations and Disclosure Requirements) Regulations 2015, as well as Section 178



of the Companies Act, 2013.

(I) Terms of Reference:

The Nomination & Remuneration Committee has been constituted to formulate, review and recommend a policy relating to remuneration of Directors, Key Managerial Personnel and other employees. The Committee also formulates the criteria for evaluation of Independent Directors and the Board.

(ii) Composition:

The Nomination and Remuneration Committee consists of 4 directors. All the Members of the Committee are Non-executive Directors and more than fifty percent of the members are Independent Directors as required under Regulation 19 of Securities and Exchange Board of India (Listing Obligations and Disclosure Requirements) Regulations, 2015

Sl No.	Name of Director	Designation
1.	CA Sanjay Anand	Chairman
2.	Dr Adil Agarwal	Member
3.	Mr. T R Ramasubramanian	Member
4.	Mrs. Lakshmi Subramanian	Member

The Chairman of the Nomination and Remuneration Committee was present at the Annual General Meeting held on September 23, 2020.

iii. Meetings and Attendance:

During the year 2020-21, the Nomination and Remuneration Committee met on October 30, 2020 and all the members have attended the meeting.

**Remuneration Policy:**

The Nomination and Remuneration committee has adopted a Charter which, inter alia deals with the manner and criteria for determining qualifications and positive attributes of Independent Directors and a remuneration policy for Directors, Key Managerial Personnel and other employees. This Policy is accordingly derived from the said Charter.

(I) Criteria for Determining Qualifications, Positive Attributes & Independence of Director:

(I) Qualifications of Independent Director:

An Independent Director shall possess appropriate skills, experience and knowledge in one or more fields of finance, law, management, sales, marketing, administration, research, corporate governance, operations or other disciplines related to the Company's business.

(ii) Positive attributes of Independent Directors:

An independent director shall be a person of integrity, who possesses relevant expertise and experience and who shall uphold ethical standards of integrity and probity; act objectively and constructively; exercise his responsibilities in a bona-fide manner in the interest of the company; devote sufficient time and attention to his professional obligations for informed and balanced decision making; and assist the company in implementing the best corporate governance practices.

(II) Remuneration Policy for Directors, Key Managerial Personnel and other employees:

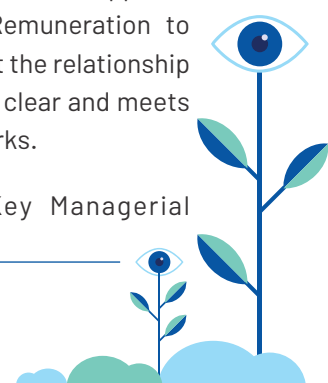
(a) NON-EXECUTIVE DIRECTORS (NEDs):

The Non-Executive / Independent Director may receive remuneration by way of fees for attending meetings of Board or Committee thereof. Provided that the amount of such fees shall not exceed the maximum amount as provided in the Companies Act, 2013, per meeting of the Board or Committee or such amount as may be prescribed by the Central Government from time to time.

(b) MANAGING DIRECTOR (MD) & KEY MANAGERIAL PERSONNEL & OTHER EMPLOYEES:

The objective of the policy is directed towards having a compensation philosophy and structure that will reward and retain talent. The Remuneration to Chairman Cum Managing Director shall take into account the Company's overall performance, MD's contribution for the same & trends in the industry in general, in a manner which will ensure and support a high performance culture. The Remuneration to others will be such as to ensure that the relationship of remuneration to performance is clear and meets appropriate performance benchmarks.

Remuneration to Directors, Key Managerial





Personnel and Senior Management will involve a balance between fixed and incentive pay reflecting short and long term performance objectives appropriate to the working of the Company and its goals.

The above criteria and policy are subject to review by the Nomination & Remuneration Committee & the Board of Directors of the Company.

The Remuneration policy approved by the Board of Directors is uploaded on the website of the Company [www.dragarwal.com](http://www.dragarwal.com).

### 3.3 Independent Directors Meeting:

During the year under review, the Independent Directors met on January 25, 2021 without the attendance of Non-Independent Directors and members of the Management and reviewed the performance of Non-independent Directors, Chairman and the Board as a whole and assessed the quality, quantity and timeliness of flow of information between the Company and the Board that is necessary for the Board to effectively and reasonably perform their duties.

### 3.4 Stakeholders Relationship Committee:

The Stakeholders Relationship Committee was constituted in compliance with the requirements of the Securities and Exchange Board of India (Listing Obligations and Disclosure Requirements) Regulations, 2015 and Section 178 of the Companies Act, 2013.

The Stakeholders Relationship Committee has been constituted by the Board to monitor the redressal of the shareholder's / investors grievances.

The Committee reviews the status of complaints received from shareholders/investors and redressal thereof. A status report of shareholder's complaints and redressal thereof is prepared and placed before the Committee. As on March 31, 2021 no shares are pending for transfer for more than 15 days.

As required by the Regulation 76 of Securities and Exchange Board of India (Depositories and Participants) Regulations, 2018, the issued and listed capital of the Company is reconciled with the aggregate of the number of shares held by Investors

in physical mode and in the demat mode. A certificate is being obtained on a quarterly basis to this effect from a Practicing Company Secretary and submitted to the Stock Exchange where the Company's Shares are listed. As on March 31, 2021, there were no differences between the issued and listed capital and the aggregate of shares held by investors in both physical form and in electronic form with the depositories.

### Composition

The Stakeholders Relationship Committee consists of 3 directors. Among the three members of the Committee, two are Independent Directors and the chairperson of the Committee is a Non- executive Independent Director, as required under Regulation 18 of Securities and Exchange Board of India (Listing Obligations and Disclosure Requirements), Regulations, 2015.

Sl No.	Name of the Director	Designation	No. of Meeting sheld	No. of Meetings attended
1.	CA Sanjay Anand	Chairman	2	2
2.	Dr. Amar Agarwal	Member	2	2
3.	Mr.T R Ramasubramanian	Member	2	2

The Chairman of the Stakeholders Relationship Committee was present at the Annual General Meeting held on September 23, 2020.

Details of the complaints received from the shareholders during the financial year 2020-21

Sl No.	Nature of complaints from shareholders	No. of complaints received	No. of complaints redressed	No. of complaints pending
1.	Nil	Nil	Nil	Nil

The Company is in compliance with the SCORES, which has initiated by Securities and Exchange Board of India for processing the investor complaints through centralized web based redressal system and online redressal of all the shareholder's complaints. There were no outstanding complaints as on 31/03/2021.

As on the date of this report Ms. Jully H Jivani, Company Secretary is the Compliance Officer of the Company.



#### 4. GENERAL BODY MEETINGS:

##### I. Meeting Details:

Year	Location	Date	Time	Number of Special Resolution passed
2018	19, Cathedral Road, Chennai- 600086	30/08/2018	11.00 am	NIL
2019	The Music Academy Mini Hall, No. 168, TT K Road, Chennai- 600014	24/09/2019	11.00 am	4
2020	Through Video Conference/ other Audio Visual Means Directors Venue for AGM 1st Floor, Buhari Towers, No.4, Moores Road, Off Greams Road, Near Asan Memorial School Chennai 600006	23/09/2019	03.00 pm	Nil

The details of Special Resolutions passed in AGM / EGM in the last 3 years are as follows:

Date of AGM	Whether any Special Resolution was passed	Particulars
23/09/2020	No	
24/09/2019	Yes	(i) Re-appointment of CA Sanjay Anand as Independent Director (ii) Appointment of Mr. T R Ramasubramanian as Independent Director (iii) Re-appointment of Dr. Amar Agarwal as Chairman cum Managing Director (iv) Re-appointment of Dr. Athiya Agarwal as Whole Time Director
30/08/2018	No	-

##### II. Postal Ballot:

No resolutions were passed in the year 2020-2021 through Postal Ballot.

(a) DISCLOSURES:

##### I. Related Party Transactions:

There has been no materially significant related party transaction with promoters, directors, management or their relatives which may have a potential conflict with the interests of the company. The Board has approved a policy for related party transactions which is uploaded in the Company's website <https://www.dragarwal.com/wp-content/uploads/2021/04/Policy-on-Materiality-of-Related-Party-Transaction.pdf>.

##### II. Compliance with Regulations:

The company has complied fully with the requirements of the regulatory authorities on capital markets. There have been no instances of non-compliance by the company on any matters related to the capital markets, nor as any penalty or stricture been imposed on the Company by Stock Exchange, Securities and Exchange Board of India or any other Statutory authority.

##### III. Whistle Blower Policy / Vigil Mechanism:

The Company has adopted Whistle Blower Policy where it has a mechanism for directors and employees to report concerns about unethical behaviour, actual or suspected fraud or violation of the Code of Conduct / Business Ethics. No personnel have been denied access to the Audit Committee.

##### IV. Details of compliance with mandatory requirements and adoption of the non-mandatory requirements:

During the year, the Company has fully complied with the mandatory requirements of the Listing Regulations to the extent applicable

##### 5. CEO/CFO CERTIFICATION:

The Managing Director and Chief Financial Officer of the Company give Annual Compliance Certificate in accordance with Regulation 17(8) read with Part B of Schedule II of Securities and Exchange Board of India (Listing Obligations and Disclosure Requirements) Regulations, 2015. The annual Compliance Certificate given by Managing Director and Chief



Financial Officer forms part of the Annual Report.

## 6. MEANS OF COMMUNICATION:

The quarterly / half-yearly / annual financial results are published in Financial Express, and Makkal Kural (Tamil Daily). The financials results are also placed on the Company's website <https://www.dragarwal.com/for-investors/>

### GENERAL SHAREHOLDER INFORMATION:

#### I. 27<sup>th</sup> Annual General Meeting:

The 27<sup>th</sup> Annual General Meeting will be held on Wednesday, the 29<sup>th</sup> day of September, 2021 at 10.30 AM through Video Conferencing ("VC") / other Audio Visual Means ("OAVM"). The financial year pertains to April 1, 2020 to March 31, 2021.

#### II. Tentative Financial Reporting Calendar:

Financial reporting 2021-22	From	To	Date
1 <sup>st</sup> quarter	April	June	On or before August 14, 2021
2 <sup>nd</sup> quarter	July	September	On or before November 14, 2022
3 <sup>rd</sup> quarter	October	December	On or before February 14, 2022
4 <sup>th</sup> quarter	January	March	On or before May 30, 2022
Annual General meeting	April 2021	March 2022	On or before September 30, 2022

#### Book Closure:

The period of book closure is from September 22, 2021 to September 29, 2021 (Inclusive of both days).

#### III. Stock Exchange Listing and Stock Code:

Stock Exchange	Stock Code	Listing Fees Paid Up to	ISIN No.
Bombay Stock Exchange	526783	31-03-2022	INE934C01018

#### IV. Market price data:

High and low prices of Equity shares in the financial year 2020-21 were as follows

Month	BSE LIMITED	
	HIGH	LOW
Apr - 20	239.95	188.10
May - 20	236.85	190.00
Jun - 20	289.00	206.90
Jul - 20	243.95	213.00
Aug - 20	275.20	220.15
Sep - 20	284.95	213.25
Oct - 20	269.30	218.05
Nov - 20	246.00	220.10
Dec - 20	288.95	234.05
Jan - 21	375.75	243.00
Feb - 21	416.20	346.00
Mar - 21	369.95	304.10

#### IV. Share price movement of Dr. Agarwal's shares during 2020-21 on BSE Ltd vis-à-vis movement of Sensex



#### VI. Registrar and Share Transfer Agent:

Integrated Registry Management Services Private Limited

2nd Floor, "Kences Towers" No.1, Ramakrishna Street North Usman Road, T. Nagar, Chennai- 600 017


Phone: 044 28140801, 28140803

Fax: 044- 28143378, 28142479

Email: [corpserv@integratedindia.in](mailto:corpserv@integratedindia.in)

#### VII. Share Transfer System:

The Share Transfer work is being handled by Company's Registrar and Share Transfer Agent. Share transfers are processed and share certificates duly endorsed are returned within the stipulated period as specified under the Companies Act, 2013 and the Securities and Exchange Board of India (Listing Obligations and Disclosure Requirements) Regulations 2015, from the date of receipt of the



documents are correct and valid in all respects.

The Company obtains from a Company Secretary in Practice half-yearly certificate of compliance with the share transfer formalities as required under Regulation 40(9) of the Securities and Exchange Board of India (Listing Obligations and Disclosure Requirements) Regulations 2015 and files a copy of the said certificate with the Stock Exchange.

#### VIII. Equity Shares in Suspense Account:

As per Regulation 39(4) read with Schedule VI of the Securities Exchange and Board of India (Listing Obligations and Disclosure Requirements), Regulations 2015, the Company reports following details in respect of Equity Shares lying in the "Unclaimed Suspense Account".


Particulars	No of Share-holders	No of Equity Shares
Aggregate number of shareholders and the outstanding shares in the suspense Account lying as on April 1, 2020	3	1700
Number of shareholders who approached the Company for transfer of shares from the suspense account during the year	NIL	NIL
Number of shareholders to whom shares were transferred from the suspense account during the year	NIL	NIL
Shares transferred to IEPF Authority from Unclaimed Securities Suspense Account	NIL	NIL
Aggregate number of shareholders and the outstanding shares in the suspense Account lying as on March 31, 2021	NIL	NIL
Aggregate number of shareholders and the outstanding shares in the suspense Account lying as on March 31, 2021	3	1700

The voting rights of the shares outstanding in the Suspense Account as on March 31, 2021 shall remain frozen till the rightful owner of such shares claims the shares

#### IX. Distribution of shareholding:

As on 31st March, 2021

No	Category	No of Share held	% of Holding
1	Promoters Indian Foreign	34,79,124 34,79,124 0	74.02 74.02 0
2	<b>Persons acting in concert</b>	0	0
	<b>Institutional Investors</b>	0	0
	a. Mutual Funds & UTI	0	0
3	b. Banks, Financial Institutions, Insurance Companies (Central / State Govt. Inst./Non-Govt. Inst)	0	0
	C. FIIs	0	0
4	<b>Others</b>		
	-- Bodies Corporate	59,708	1.27
	-- Indian Public	10,27,690	21.87
	-- NRIs/ OCBs	14,089	0.30
	--LLP	6	0.00
	<b>Other than specified above</b>		
	--Clearing Members	897	0.02
	--Unclaimed Securities Suspense Account	1,700	0.04
	--IEPF authority	1,16,786	2.48
	<b>Paid-up Shares</b>	4700000	100



#### X. DISTRIBUTION SCHEDULE:

As on 31st March 2021

Distribution Schedule					
SI No.	CATEGORY	HOLDERS		SHARES	
		Nos.	%	Nos.	%
1	Upto 500	2,637	91.88	2,01,190	4.28
2	501 - 1000	85	2.96	68,160	1.45
3	1001 - 2000	58	2.02	91,333	1.94
4	2001 - 3000	25	0.87	62,596	1.33
5	3001 - 4000	15	0.52	52,458	1.12
6	4001 - 5000	14	0.49	66,653	1.42
7	5001 - 10000	13	0.45	95,884	2.04
8	Above 10001	23	0.80	40,61,726	86.42
<b>Total</b>		<b>2870</b>	<b>100.00</b>	<b>47,00,000</b>	<b>100.00</b>

CATEGORY	No. of Holders	Shares	% to Capital
Shares held in Physical Form	578	1,27,741	2.72
Shares held in Electronic Form	2,292	45,72,259	97.28
<b>Total</b>	<b>2,870</b>	<b>47,00,000</b>	<b>100.00</b>

#### XI. Address for Correspondence:

Registered Office and Corporate Office: 3rd floor, Buhari Towers, No.4, Moores Road, Off Grems Road, Chennai - 600 006.

#### XII. Dematerialisation of Shares and Liquidity:

The equity shares of the company are required to be compulsorily Traded and settled only in the dematerialised form. 45,72,259 being 97.28 % shares have already been dematerialized.

#### XIII. Credit rating:

CRISIL Limited, Credit rating agency has rated the following facilities which are availed from Bank as detailed below:

#### XIV. Outstanding GDRs / ADRs / Warrants or any Convertible Instruments, conversion date and likely impact on equity:

As on date, the Company has not issued GDRs, ADRs or any other Convertible Instruments and as such, there is no impact on the equity share capital of the company.

Instrument Type	Size of Issue (Crores)	Rating / Outlook	Rating Action
Long term loan	21.71	CRISIL A- (Stable)	Ratings reaffirmed
Cash Credit	6.00	CRISIL A-/ (Stable)	Ratings reaffirmed

#### XV. Fees paid to Statutory Auditors:

The Members at the 26<sup>th</sup> Annual General Meeting of the Company have appointed M/s. Deloitte Haskins and Sells, Chartered Accountants as the Statutory Auditors of the Company and to hold office till the conclusion of the 31<sup>st</sup> Annual General Meeting of the Company.


The total fee paid for M/s. Deloitte Haskins and Sells, Chartered Accountants for the financial year 2020-21 is given below:

SI No.	Description of Service	Fees paid (Amount in Lakhs.)
1	Statutory Audit and Limited Review Report	34.00

#### XVI. Certificate from Practising Company Secretary confirming that Directors are not debarred disqualified:

A certificate from a Company Secretary in practice that none of the Directors on the Board of the Company have been debarred or disqualified from being appointed or continuing as Directors of Companies by the Board/Ministry of Corporate Affairs or any such statutory authority shall be obtained by the Company and such certificate has been obtained from Ms. V. Vasumathy of M/s. V. Vasumathy and Associates, Practising Company Secretary, Chennai.

#### XVII. Disclosure in relation to Sexual Harassment of





Women at Workplace (Prevention, Prohibition and Redressal) Act, 2013:

The company has complied with provisions relating to the constitution of Internal Complaints Committee under Sexual Harassment of Women at Workplace (Prevention, Prohibition and Redressal) Act, 2013.

No. of Complaints Filed during the Financial year	No. of Complaints disposed off during the Financial year	No. of Complaints pending as on end of the Financial year
Nil	Nil	Nil

XVIII. Foreign Exchange Risk and Hedging activity:

Foreign exchange risk did not arise during the financial year 2020-21

For and on behalf of the Board


Sd/-

**DRAMAR AGARWAL**

Place : Chennai

Date : May 4, 2021

Chairman Cum Managing Director



## ANNEXURE-VI

**DR. AGARWAL'S EYE HOSPITAL LIMITED**  
**CIN: L85110TN1994PLC027366**  
**REGD.OFFICE: 3RD FLOOR, BUHARI TOWERS,**  
**NO.4, MOORES ROAD CHENNAI – 600 006**  
**Email: investor@dragarwal.com**

FORM NO. AOC.2

Form for disclosure of particulars of contracts/arrangements entered into by the company with related parties referred to in sub-section (1) of section 188 of the Companies Act, 2013 including certain arm's length transactions under third proviso thereto

(Pursuant to clause (h) of sub-section (3) of section 134 of the Act and Rule 8(2) of the Companies (Accounts) Rules, 2014)


1. Details of contracts or arrangements or transactions not at arm's length basis- None
2. Details of material contracts or arrangement or transactions at arm's length basis Please refer to Note No.36 of the Notes on Accounts forming part of the standalone Financial Statements

**FOR AND ON BEHALF OF THE BOARD OF DIRECTORS**

Place : Chennai  
Date : May 4, 2021

**Dr.Amar Agarwal**  
**Chairman Cum Managing Director**  
**DIN: 00435684**

**Dr.Athiya Agarwal**  
**Whole-time Director**  
**DIN: 01365659**



## CHIEF EXECUTIVE OFFICER (CEO) AND CHIEF FINANCIAL OFFICER (CFO) CERTIFICATION

(Pursuant to Regulation 17(8) of SEBI (LODR) Regulations, 2015)

To

The Board of Directors,  
Dr. Agarwal's Eye Hospital Ltd  
Chennai-600006

We the undersigned in our respective capacity as CEO AND CFO of the company to the best of our knowledge and belief certify that:

- A. We have examined the financial statement and the cash flow statement for the year ended 31/03/2021 and based on our knowledge and belief we state that:
- (i) these statements do not contain any materially untrue statement or omit any material fact or contain statements that might be misleading;
- (ii) these statements together present a true and fair view of the company's affairs and are in compliance with existing accounting standards, applicable laws and regulations.
- B. There are, to the best of our knowledge and belief, no transactions entered into by the company during the year which are fraudulent, illegal or violative of the company's code of conduct.
- C. We accept responsibility for establishing and maintaining internal controls for financial reporting and we have evaluated the effectiveness of internal control systems of the company pertaining to financial reporting and have disclosed to the auditors and the Audit Committee, deficiencies in the design or operation of such internal controls, if any, of which we are aware and the steps we have taken or propose to take to rectify these deficiencies.
- D. We have indicated to the auditors and the Audit committee
- (i) that there are no significant changes in internal control over financial reporting during the year;
- (ii) that there are no significant changes in accounting policies during the year and that the same have been disclosed in the notes to the financial statements; and
- (iii) that there are no Instances of significant fraud of which they have become aware and the involvement therein, if any, of the management or an employee having a significant role in the company's internal control system over financial reporting.


sd/-

Place : Chennai  
Date : May 4, 2021

**Dr Amar Agarwal**  
Chairman cum Managing Director

sd/-

**Mr. B Udhay Shankar**  
Chief Financial Officer



## ANNUAL COMPLIANCE OF THE CODE OF CONDUCT FOR THE FINANCIAL YEAR 2020-2021

I, Dr. Amar Agarwal, Chairman cum Managing Director of the Company, hereby declare that the Board of Directors has laid down a code of conduct for its Board Members and Senior Management Personnel of the Company pursuant to the Schedule V (Part D) of SEBI (Listing Obligations and Disclosure Requirements) Regulations, 2015 and the Board Members and Senior Management Personnel have affirmed compliance with the said code of conduct.


For and on behalf of the Board

sd/-

**Dr Amar Agarwal**

Chairman cum Managing Director

Place : Chennai  
Date : May 4, 2021



## COMPLIANCE CERTIFICATE ON CORPORATE GOVERNANCE

To the Members of Dr. Agarwal's Eye Hospital Limited

I have examined the compliance of conditions as stipulated under SEBI (Listing Obligations and Disclosure Requirements) Regulations, 2015 with respect to Corporate Governance by Dr. Agarwal's Eye Hospital Limited, for the year ended March 31, 2021.

The compliance of conditions of Corporate Governance is the responsibility of the management. My examination was limited to procedures and implementation thereof adopted by the Company for ensuring the compliance of the conditions of Corporate Governance. It is neither an audit nor an expression of opinion on the financial statements of the Company.

In my opinion and to the best of my information and according to the explanation given to me and the representations made by the Directors and the Management, I certify that the Company has complied with the conditions of Corporate Governance as stipulated in the above mentioned SEBI (Listing Obligations and Disclosure Requirements) Regulations, 2015.


I further state that such compliance is neither an assurance as to the future viability of the company nor the efficiency of effectiveness with which the management has conducted the affairs of the Company.

Due to the Covid – 19 Pandemic and the restrictions faced due to the same, physical verification of documents / records have been impacted and hence reliance has been placed on the scanned / soft copies of various documents / records which were provided by the Company.

for V. VASUMATHY & ASSOCIATES

Place : Chennai  
Date : May 3, 2021  
UDIN: F005424C000233927

Sd/-  
**V. VASUMATHY**  
Practising Company Secretary  
FCS No. 5424 / COP No. 9451





## CERTIFICATE ON NON-DISQUALIFICATION OF DIRECTORS

(Pursuant to Regulation 34 (3) and Schedule V of SEBI (Listing Obligations and Disclosure Requirements) Regulations, 2015)

To the Members of Dr. Agarwal's Eye Hospital Limited

I have examined the relevant registers, records, forms, returns, declarations and disclosures received from the Directors of Dr. Agarwal's Eye Hospital Limited, having CIN: L85110TN1994PLC027366 and having registered office at 3rd Floor, Buhari Towers, No. 4, Moores Road Off, Greaves Road, Chennai – 600 006 (hereinafter referred to as 'the Company'), produced before me by the Company for the purpose of issuing this Certificate, in accordance with Regulation 34(3) read with Schedule V Para C, Sub-clause 10(i) of the Securities and Exchange Board of India (Listing Obligations and Disclosure Requirements) Regulations, 2015. In my opinion and to the best of my information and according to the verifications (including Directors Identification Number (DIN) status at the portal [www.mca.gov.in](http://www.mca.gov.in) of Ministry of Corporate Affairs) as considered necessary and explanations furnished to me by the Company & its officers, I hereby certify that none of the Directors on the Board of the Company as stated below, for the Financial Year ended March 31, 2021, have been debarred or disqualified from being appointed or continuing as Directors of companies by the Securities and Exchange Board of India, Ministry of Corporate Affairs or any such other Statutory Authority.

Sl. No.	Name of the Director	Director Identification Number (DIN)	Date of Appointment in the Company
1.	Dr. Amar Agarwal	00435684	22.04.1994
2.	Dr. Athiya Agarwal	01365659	09.05.1994
3.	Dr. Adil Agarwal	01074272	03.06.2019
4.	Mr. Sanjay Dharambhir Anand	02501139	27.01.2009
5.	Mr. Trichur Ramachandran Ramasubramanian	08207929	30.08.2018
6.	Ms. Lakshmi Subramanian	00001439	03.06.2019

Ensuring the eligibility for appointment / continuity of every Director on the Board is the responsibility of the Management of the Company. My responsibility is only to express an opinion based on my verification. This certificate is neither an assurance as to the future viability of the Company nor of the efficiency or effectiveness with which the management has conducted the affairs of the Company.

Due to the Covid – 19 Pandemic and the restrictions faced due to the same, physical verification of documents / records have been impacted and hence reliance has been placed on the scanned / soft copies of various documents / records which were provided by the Company.

for V. VASUMATHY & ASSOCIATES,

Place : Chennai

Date : May 3, 2021

UDIN: F005424C000233938

sd/-

**V. VASUMATHY**

Practising Company Secretary

FCS No. 5424 / COP No.9451



## INDEPENDENT AUDITOR'S REPORT

### To The Members of Dr. Agarwal's Eye Hospital Limited

#### Report on the Audit of the Financial Statements

##### Opinion

We have audited the accompanying financial statements of **Dr. Agarwal's Eye Hospital Limited** ("the Company"), which comprise the Balance Sheet as at 31 March 2021, and the Statement of Profit and Loss (including Other Comprehensive Income), the Cash Flow Statement and the Statement of Changes in Equity for the year then ended, and a summary of significant accounting policies and other explanatory information.

In our opinion and to the best of our information and according to the explanations given to us, the aforesaid financial statements give the information required by the Companies Act, 2013 ("the Act") in the manner so required and give a true and fair view in conformity with the Indian Accounting Standards prescribed under section 133 of the Act read with the Companies (Indian Accounting Standards) Rules, 2015, as amended, ("Ind AS") and other accounting principles generally accepted in India, of the state of affairs of the Company as at 31 March 2021, and its loss, total comprehensive loss, its cash flows and the changes in equity for the year ended on that date.

##### Basis for Opinion

We conducted our audit of the financial statements in accordance with the Standards on Auditing specified under section 143(10) of the Act (SAs). Our responsibilities under those Standards are further described in the Auditor's Responsibility for the Audit of the Ind AS Financial Statements section of our report. We are independent of the Company in accordance with the Code of Ethics issued by the Institute of Chartered Accountants of India (ICAI) together with the ethical requirements that are relevant to our audit of the financial statements under the provisions of the Act and the Rules made thereunder, and we have fulfilled our other ethical responsibilities in accordance with these requirements and the ICAI's Code of Ethics. We believe that the audit evidence obtained by us is sufficient and appropriate to provide a basis for our audit opinion on the financial statements.

##### Key Audit Matters


Key audit matters are those matters that, in our professional judgment, were of most significance in our audit of the financial statements of the current period. We have determined that there are no key audit matters to communicate in our report.

##### Information Other than the Financial Statements and Auditor's Report Thereon

- The Company's Board of Directors is responsible for the other information. The other information comprises the information included in the Management Discussions and Analysis Report, Board Report, but does not include the financial statements and our auditor's report thereon.
- Our opinion on the financial statements does not cover the other information and we do not express any form of assurance conclusion thereon.
- In connection with our audit of the financial statements, our responsibility is to read the other information and, in doing so, consider whether the other information is materially inconsistent with the financial statements or our knowledge obtained during the course of our audit or otherwise appears to be materially misstated.
- If, based on the work we have performed, we conclude that there is a material misstatement of this other information, we are required to report that fact. We have nothing to report in this regard.

##### Management's Responsibility for the Financial Statements

The Company's Board of Directors is responsible for the matters stated in section 134(5) of the Act with respect to the preparation of these Ind AS financial statements that give a true and fair view of the financial position, financial performance including other comprehensive income, cash flows and changes in equity of the Company in accordance with the Ind AS and other accounting principles generally accepted in India. This responsibility also includes maintenance of adequate accounting records in accordance with the provisions of the Act for safeguarding the assets of the Company



## INDEPENDENT AUDITOR'S REPORT

and for preventing and detecting frauds and other irregularities; selection and application of appropriate accounting policies; making judgments and estimates that are reasonable and prudent; and design, implementation and maintenance of adequate internal financial controls, that were operating effectively for ensuring the accuracy and completeness of the accounting records, relevant to the preparation and presentation of the financial statement that give a true and fair view and are free from material misstatement, whether due to fraud or error.

In preparing the financial statements, management is responsible for assessing the Company's ability to continue as a going concern, disclosing, as applicable, matters related to going concern and using the going concern basis of accounting unless management either intends to liquidate the Company or to cease operations, or has no realistic alternative but to do so.

Those Board of Directors are also responsible for overseeing the Company's financial reporting process.

### **Auditor's Responsibility for the Audit of the Financial Statements**

Our objectives are to obtain reasonable assurance about whether the financial statements as a whole are free from material misstatement, whether due to fraud or error, and to issue an auditor's report that includes our opinion. Reasonable assurance is a high level of assurance, but is not a guarantee that an audit conducted in accordance with SAs will always detect a material misstatement when it exists. Misstatements can arise from fraud or error and are considered material if, individually or in the aggregate, they could reasonably be expected to influence the economic decisions of users taken on the basis of these financial statements.

As part of an audit in accordance with SAs, we exercise professional judgment and maintain professional skepticism throughout the audit. We also:

- Identify and assess the risks of material misstatement of the financial statements, whether due to fraud or error, design and perform audit procedures responsive to those risks, and obtain audit evidence that is sufficient and appropriate to provide a basis for our opinion. The risk of not detecting a material misstatement

resulting from fraud is higher than for one resulting from error, as fraud may involve collusion, forgery, intentional omissions, misrepresentations, or the override of internal control.

- Obtain an understanding of internal financial control relevant to the audit in order to design audit procedures that are appropriate in the circumstances Under section 143(3) of the Act, we are also responsible for expressing our opinion on whether the Company has adequate internal financial controls system in place and the operating effectiveness of such controls.
- Evaluate the appropriateness of accounting policies used and the reasonableness of accounting estimates and related disclosures made by the management.
- Conclude on the appropriateness of management's use of the going concern basis of accounting and, based on the audit evidence obtained, whether a material uncertainty exists related to events or conditions that may cast significant doubt on the Company's ability to continue as a going concern. If we conclude that a material uncertainty exists, we are required to draw attention in our auditor's report to the related disclosures in the financial statements or, if such disclosures are inadequate, to modify our opinion. Our conclusions are based on the audit evidence obtained up to the date of our auditor's report. However, future events or conditions may cause the Company to cease to continue as a going concern.
- Evaluate the overall presentation, structure and content of the financial statements, including the disclosures, and whether the Ind AS financial statements represent the underlying transactions and events in a manner that achieves fair presentation.

Materiality is the magnitude of misstatements in the financial statements that, individually or in aggregate, makes it probable that the economic decisions of a reasonably knowledgeable user of the financial statements may be influenced. We consider quantitative materiality and qualitative factors in (i) planning the scope of our audit work



## INDEPENDENT AUDITOR'S REPORT

and in evaluating the results of our work; and (ii) to evaluate the effect of any identified misstatements in the Ind AS financial statements.

We communicate with those charged with governance regarding, among other matters, the planned scope and timing of the audit and significant audit findings, including any significant deficiencies in internal control that we identify during our audit.


We also provide those charged with governance with a statement that we have complied with relevant ethical requirements regarding independence, and to communicate with them all relationships and other matters that may reasonably be thought to bear on our independence, and where applicable, related safeguards.

For the matters communicated with those charged with governance, we determine those matters that were of most significance in the audit of the financial statements of the current period and are therefore the key audit matters. We describe these matters in our auditor's report unless law or regulation precludes public disclosure about the matter or when, in extremely rare circumstances, we determine that a matter should not be communicated in our report because the adverse consequences of doing so would reasonably be expected to outweigh the public interest benefits of such communication.

### Report on Other Legal and Regulatory Requirements

1. As required by Section 143(3) of the Act, based on our audit we report that:
  - a. We have sought and obtained all the information and explanations which to the best of our knowledge and belief were necessary for the purposes of our audit.
  - b. In our opinion, proper books of account as required by law have been kept by the Company so far as it appears from our examination of those books.
  - c. The Balance Sheet, the Statement of Profit and Loss including Other Comprehensive Income, the Cash Flow Statement and Statement of Changes in Equity dealt with by this Report are in agreement with the relevant books of account.
  - d. In our opinion, the aforesaid financial statements comply with the Ind AS specified under Section 133 of the Act.
  - e. On the basis of the written representations received from the directors as on 31 March 2021 taken on record by the Board of Directors, none of the directors is disqualified as on 31 March 2021 from being appointed as a director in terms of Section 164(2) of the Act.
  - f. With respect to the adequacy of the internal financial controls over financial reporting of the Company and the operating effectiveness of such controls, refer to our separate Report in "Annexure A". Our report expresses an unmodified opinion on the adequacy and operating effectiveness of the Company's internal financial controls over financial reporting.
  - g. With respect to the other matters to be included in the Auditor's Report in accordance with the requirements of section 197(16) of the Act, as amended,

In our opinion and to the best of our information and according to the explanations given to us, the remuneration paid by the Company to its directors during the year is in accordance with the provisions of section 197 of the Act.
  - h. With respect to the other matters to be included in the Auditor's Report in accordance with Rule 11 of the Companies (Audit and Auditors) Rules, 2014, as amended in our opinion and to the best of our information and according to the explanations given to us:
    - i. The Company has disclosed the impact of pending litigations on its financial position in its financial statements;
    - ii. The Company did not have any long-term contracts including derivative contracts for which there were any material foreseeable losses.
    - iii. There has been no delay in transferring amounts, required to be transferred, to the Investor Education and Protection Fund by the Company.




## INDEPENDENT AUDITOR'S REPORT

2. As required by the Companies (Auditor's Report) Order, 2016 ("the Order") issued by the Central Government in terms of Section 143(11) of the Act, we give in "Annexure B" a statement on the matters specified in paragraphs 3 and 4 of the Order.

**For Deloitte Haskins and Sells**  
Chartered Accountants  
(Firm's Registration No. 008072S)

Place: Chennai  
Date: 4 May 2021

**Ananthi Amarnath**  
(Partner)  
(Membership No. 209252)  
UDIN: 21209252AAAAFP7924





## ANNEXURE “A” TO THE INDEPENDENT AUDITOR’S REPORT

(Referred to in paragraph 1(f) under ‘Report on Other Legal and Regulatory Requirements’ section of our report of even date)

### **Report on the Internal Financial Controls Over Financial Reporting under Clause (i) of Sub-section 3 of Section 143 of the Companies Act, 2013 (“the Act”)**

We have audited the internal financial controls over financial reporting of Dr. Agarwal's Eye Hospital Limited (“the Company”) as of 31 March 2021 in conjunction with our audit of the financial statements of the Company for the year ended on that date.

#### **Management’s Responsibility for Internal Financial Controls**

The Company’s management is responsible for establishing and maintaining internal financial controls based on the internal control over financial reporting criteria established by the Company considering the essential components of internal control stated in the Guidance Note on Audit of Internal Financial Controls Over Financial Reporting issued by the Institute of Chartered Accountants of India. These responsibilities include the design, implementation and maintenance of adequate internal financial controls that were operating effectively for ensuring the orderly and efficient conduct of its business, including adherence to respective company’s policies, the safeguarding of its assets, the prevention and detection of frauds and errors, the accuracy and completeness of the accounting records, and the timely preparation of reliable financial information, as required under the Companies Act, 2013.

#### **Auditor’s Responsibility**

Our responsibility is to express an opinion on the Company’s internal financial controls over financial reporting of the Company based on our audit. We conducted our audit in accordance with the Guidance Note on Audit of Internal Financial Controls Over Financial Reporting (the “Guidance Note”) issued by the Institute of Chartered Accountants of India and the Standards on Auditing prescribed under Section 143(10) of the Companies Act, 2013, to the extent applicable to an audit of internal financial controls. Those Standards and the Guidance Note require that we comply with

ethical requirements and plan and perform the audit to obtain reasonable assurance about whether adequate internal financial controls over financial reporting was established and maintained and if such controls operated effectively in all material respects.

Our audit involves performing procedures to obtain audit evidence about the adequacy of the internal financial controls system over financial reporting and their operating effectiveness. Our audit of internal financial controls over financial reporting included obtaining an understanding of internal financial controls over financial reporting, assessing the risk that a material weakness exists, and testing and evaluating the design and operating effectiveness of internal control based on the assessed risk. The procedures selected depend on the auditor’s judgement, including the assessment of the risks of material misstatement of the financial statements, whether due to fraud or error.

#### **Meaning of Internal Financial Controls Over Financial Reporting**

A company’s internal financial control over financial reporting is a process designed to provide reasonable assurance regarding the reliability of financial reporting and the preparation of financial statements for external purposes in accordance with generally accepted accounting principles. A company’s internal financial control over financial reporting includes those policies and procedures that (1) pertain to the maintenance of records that, in reasonable detail, accurately and fairly reflect the transactions and dispositions of the assets of the company; (2) provide reasonable assurance that transactions are recorded as necessary to permit preparation of financial statements in accordance with generally accepted accounting principles, and that receipts and expenditures of the company are being made only in accordance with authorisations of management and directors of the company; and (3) provide reasonable assurance regarding prevention or timely detection of unauthorised acquisition, use, or disposition of the company’s assets that could have a material effect on the financial statements.

#### **Inherent Limitations of Internal Financial Controls Over Financial Reporting**

Because of the inherent limitations of internal financial controls over financial reporting, including the



## ANNEXURE “A” TO THE INDEPENDENT AUDITOR’S REPORT

possibility of collusion or improper management override of controls, material misstatements due to error or fraud may occur and not be detected. Also, projections of any evaluation of the internal financial controls over financial reporting to future periods are subject to the risk that the internal financial control over financial reporting may become inadequate because of changes in conditions, or that the degree of compliance with the policies or procedures may deteriorate.

### Opinion

In our opinion, to the best of our information and according to the explanations given to us, the Company has, in all material respects, an adequate internal financial controls system over financial reporting and such internal financial controls over financial reporting were operating effectively as at 31 March 2021, based on the criteria for internal financial control over financial reporting established by the company considering the essential components of internal control stated in the Guidance Note on Audit of Internal Financial Controls Over Financial Reporting issued by the Institute of Chartered Accountants of India.

**For Deloitte Haskins and Sells**

Chartered Accountants  
(Firm’s Registration No. 008072S)


**Ananthi Amarnath**

(Partner)

(Membership No. 209252)

UDIN: 21209252AAAAFP7924

Place: Chennai  
Date: 4 May 2021



## ANNEXURE "B" TO THE INDEPENDENT AUDITOR'S REPORT

(Referred to in paragraph 2 under 'Report on Other Legal and Regulatory Requirements' section of our report of even date)

(i) In respect of property, plant and equipment:

(a) The Company has maintained proper records showing full particulars, including quantitative details and situation of property, plant and equipment.

(b) The property, plant and equipment were physically verified during the year by the Management in accordance with a regular programme of verification which, in our opinion, provides for physical verification of all the property, plant and equipment at reasonable intervals. According to the information and explanation given to us, no material discrepancies were noticed on such verification.

(c) The Company does not have any immovable properties of freehold or leasehold land and building, which are reported under Property, Plant and Equipment and hence reporting under clause (i)(c) of the CARO 2016 is not applicable.

(ii) As explained to us, the inventories were physically verified during the year by the Management at reasonable intervals and no material discrepancies were noticed on physical verification during the year and the other discrepancies noticed have been properly dealt with in the books of accounts.

(iii) The Company has not granted any loans, secured or unsecured, to companies, firms, Limited Liability Partnerships or other parties covered in the register maintained under section 189 of the Companies Act, 2013.

(iv) In our opinion and according to the information and explanations given to us, the Company has not granted

any loans, made investments or provided guarantees and hence, reporting under clause (iv) of the CARO 2016 is not applicable.

(v) According to the information and explanations given to us, the Company has not accepted any deposits during the year.


(vi) The maintenance of cost records has been specified by the Central Government under section 148(1) of the Companies Act, 2013. We have broadly reviewed the cost records maintained by the Company pursuant to the Companies (Cost Records and Audit) Rules, 2014, as amended and prescribed by the Central Government under sub-section (1) of Section 148 of the Companies Act, 2013, and are of the opinion that, prima facie, the prescribed cost records have been made and maintained. We have, however, not made a detailed examination of the cost records with a view to determine whether they are accurate or complete.

(vii) According to the information and explanations given to us, in respect of statutory dues:

(a) Except for certain delays in remittance of Provident fund, Professional tax, Tax deducted at source, Goods and Services Tax and Advance tax, the Company has generally been regular in depositing other undisputed statutory dues, including, Employees' State Insurance, Customs Duty, Cess and other material statutory dues applicable to it with the appropriate authorities during the year.

(b) There were no undisputed amounts payable in respect of Provident Fund, Employees' State Insurance, Income-tax, Goods and Services Tax, Customs Duty, Professional Tax, Cess and other material statutory dues in arrears as at 31 March 2021 for a period of more than six months from the date they became payable.

Name of the Statute	Nature of Dues	Form where Dispute is pending	Period to which the Amount Relates (Financial Year)	Amount Involved (Rs. In Lakhs)	Amount Unpaid (Rs. In Lakhs)
Income Tax Act, 1961	Income Tax	Commissioner of Income Tax (Appeals)	2008-09	82.60	13.02
			2009-10	125.58	67.31
			2010-11	194.14	40.15
			2011-12	164.52	21.10
			2013-14	486.17	152.17



## ANNEXURE "B" TO THE INDEPENDENT AUDITOR'S REPORT

(viii) In our opinion and according to the information and explanations given to us, the Company has not defaulted in the repayment of loans or borrowings to financial institutions and banks. The Company has not taken any loans or borrowings from government and has not issued any debentures.

(ix) In our opinion and according to the information and explanations given to us, money raised by way of term loans have been applied by the Company during the year for the purposes for which they were raised, other than temporary deployment pending application of proceeds. Further, the Company has not raised moneys by way of initial public offer or further public offer (including debt instruments).

(x) To the best of our knowledge and according to the information and explanations given to us, no fraud by the Company and no material fraud on the Company by its officers or employees has been noticed or reported during the year.

(xi) In our opinion and according to the information and explanations given to us, the Company has paid managerial remuneration in accordance with the requisite approvals mandated by the provisions of section 197 read with Schedule V to the Companies Act, 2013.

(xii) The Company is not a Nidhi Company and hence reporting under clause (xii) of the CARO 2016 Order is not applicable.

(xiii) In our opinion and according to the information and explanations given to us, the Company is in compliance with Section 177 and 188 of the Companies Act, 2013, where applicable, for all transactions with the related parties and the details of related party transactions have been disclosed in the financial statements etc. as required by the applicable accounting standards.

(xiv) During the year the Company has not made any preferential allotment or private placement of shares or fully or partly convertible debentures and hence reporting under clause (xiv) of CARO 2016 is not applicable to the Company.

(xv) In our opinion and according to the information and explanations given to us, during the year the Company has not entered into any non-cash transactions with its directors or directors of its holding, subsidiary or associate company or persons connected with them and hence provisions of section 192 of the Companies Act, 2013 are not applicable.

(xvi) The Company is not required to be registered under section 45-IA of the Reserve Bank of India Act, 1934.

**For Deloitte Haskins and Sells**

Chartered Accountants  
(Firm's Registration No. 008072S)


**Ananthi Amarnath**

(Partner)

(Membership No. 209252)


UDIN: 21209252AAAAFP7924

Place: Chennai  
Date: 4 May 2021



## Balance Sheet As at 31 March 2021

Particulars	Note No.	As at 31 March 2021	As at 31 March 2020
<b>I. ASSETS</b>			
<b>(1) Non-current assets</b>			
(a) Property, Plant and Equipment	5	5,703.24	5,534.31
(b) Right-of-use assets	6	3,807.03	3,674.27
(c) Capital work-in-progress		-	2.14
(d) Intangible assets	7	61.40	149.78
(e) Financial assets			
(i) Loans	8	518.23	460.23
(f) Non-current tax assets (net)	9.1	-	420.59
(g) Deferred tax assets (net)	10.1	954.14	848.72
(h) Other non-current assets	11	71.81	-
<b>Total Non-current Assets</b>		<b>11,115.85</b>	<b>11,090.04</b>
<b>(2) Current assets</b>			
(a) Inventories	12	521.46	797.69
(b) Financial assets			
(i) Trade receivables	13	877.84	676.96
(ii) Cash and cash equivalents	14(a)	2,152.42	621.88
(iii) Other Bank balances	14(b)	67.10	66.43
(iv) Loans	8	135.90	229.84
(v) Other Financial Assets	15	627.30	425.31
(c) Other current assets	11	25.34	147.50
<b>Total current assets</b>		<b>4,407.36</b>	<b>2,965.61</b>
<b>TOTAL ASSETS</b>		<b>15,523.21</b>	<b>14,055.65</b>
<b>II. EQUITY AND LIABILITIES</b>			
<b>(1) Equity</b>			
(a) Equity Share capital	16	470.00	470.00
(b) Other equity	17	4,996.28	5,140.09
<b>Total Equity</b>		<b>5,466.28</b>	<b>5,610.09</b>
<b>(2) Non-current liabilities</b>			
(a) Financial Liabilities			
(i) Borrowings	18	996.27	849.27
(ii) Lease Liabilities	38	3,855.84	3,338.91
(b) Provisions	19	344.85	321.55
<b>Total Non - Current Liabilities</b>		<b>5,196.96</b>	<b>4,509.73</b>



## Balance Sheet As at 31 March 2021

Particulars	Note No.	As at 31 March 2021	As at 31 March 2020
<b>(3) Current liabilities</b>			
(a) Financial Liabilities			
(i) Borrowings	21	681.69	474.83
(ii) Trade payables			
- Total outstanding dues of micro enterprises and small enterprises		-	-
- Total outstanding dues of creditors other than micro enterprises and small enterprises	22	1,782.52	1,350.41
(iii) Lease liabilities	38	735.99	900.75
(iv) Other financial liabilities	23	1,149.82	887.95
(b) Other current liabilities	20	341.48	219.55
(c) Provisions	19	99.00	102.34
(d) Current tax liabilities (Net)		69.47	-
<b>Total Current Liabilities</b>		<b>4,859.97</b>	<b>3,935.83</b>
<b>Total Liabilities</b>		<b>10,056.93</b>	<b>8,445.56</b>
<b>TOTAL EQUITY AND LIABILITIES</b>		<b>15,523.21</b>	<b>14,055.65</b>

See accompanying notes forming part of the financial statements

In terms of our report attached

**For Deloitte Haskins & Sells**  
**Chartered Accountants**

**For and on behalf of the Board of Directors**

**Ananthi Amarnath**  
Partner


**Dr. Amar Agarwal**  
Chairman & Managing Director  
DIN: 00435684

**Dr. Athiya Agarwal**  
Wholetime Director  
DIN: 01365659

**Mr. Udhay Davey**  
Chief Financial Officer  
Place : Chennai  
Date : 04 May 2021

**Ms. Jully Jivani**  
Company Secretary


Place : Chennai  
Date : 04 May 2021





## Statement of Profit and Loss For The Year Ended 31 March 2021

Particulars	Note No.	For the Year Ended 31 March 2021	For the Year Ended 31 March 2020
I Revenue from Operations	24	13,980.90	17,595.40
II Other Income	25	80.63	264.81
<b>III Total Income (I+II)</b>		<b>14,061.53</b>	<b>17,860.21</b>
<b>IV Expenses</b>			
Purchases of Stock-in-trade	26	1,508.33	2,258.71
Changes in inventory of stock-in-trade	27	116.33	(55.14)
Employee benefit expense	28	3,217.14	3,563.08
Finance costs	29	634.74	769.64
Depreciation and amortisation expense	30	1,909.95	2,123.52
Other expenses	31	6,101.76	7,206.34
<b>Total expenses (IV)</b>		<b>13,488.25</b>	<b>15,866.15</b>
<b>V Profit before tax (III-IV)</b>		<b>573.28</b>	<b>1,994.06</b>
<b>VI Tax expense</b>			
(a) Current tax	9.2	258.80	619.50
(b) Prior Year Tax	9.2	563.78	-
(b) Deferred tax	10.2	(105.44)	6.22
		717.14	625.72
<b>VII (Loss) / Profit for the Year (V-VI)</b>		<b>(143.86)</b>	<b>1,368.34</b>
<b>VIII Other Comprehensive Income</b>			
Items that will not be reclassified to profit or loss			
(a) Remeasurements of the defined benefit plans	35.3	0.07	(29.40)
(b) Income tax relating to items that will not be reclassified to profit or loss		(0.02)	7.40
<b>Total other comprehensive income / (loss) for the year</b>		<b>0.05</b>	<b>(22.00)</b>
<b>IX Total comprehensive (loss) / income for the year (VII+VIII)</b>		<b>(143.81)</b>	<b>1,346.34</b>
<b>Earnings per equity share (for continuing operation):</b>			
Basic (in Rs.)		-	-
Diluted (in Rs.)		-	-
<b>Earnings per equity share (for discontinued operation):</b>			
Basic (in Rs.)		-	-
Diluted (in Rs.)		-	-
<b>Earnings per equity share (Face value of Rs.10/- each)</b>	39		
(a) Basic (in Rs.)		(3.06)	29.11
(b) Diluted (in Rs.)		(3.06)	29.11



## Statement of Profit and Loss For The Year Ended 31 March 2021

See accompanying notes forming part of the financial statements

In terms of our report attached

**For Deloitte Haskins & Sells**  
**Chartered Accountants**

**For and on behalf of the Board of Directors**

**Ananthi Amarnath**  
Partner


**Dr. Amar Agarwal**  
Chairman & Managing Director  
DIN: 00435684

**Dr. Athiya Agarwal**  
Wholetime Director  
DIN: 01365659

Place : Chennai  
Date : 04 May 2021

**Mr. Udhay Davey**  
Chief Financial Officer  
Place : Chennai  
Date : 04 May 2021


**Ms. Jolly Jivani**  
Company Secretary



## Cash Flow Statement as on 31 March 2021

(Amount Rs. in Lakhs)

Particulars	Note No.	Year Ended 31 March 2021	Year Ended 31 March 2020
<b>A. Cash flows from operating activities</b>			
(Loss) / Profit for the year		(143.86)	1,368.34
<b>Adjustments for:</b>			
Income taxes (current and deferred taxes)	9, 10	717.14	625.72
Depreciation and Amortisation Expenses	30	1,909.95	2,123.52
Finance Costs / Interest Expense on financial liabilities at amortised cost	29	634.74	769.64
Interest Income on Deposits with Banks	25	(7.35)	(6.55)
Loss from Sale of Property, Plant and Equipments / Assets discarded (Net)	25, 31	2.04	11.95
Allowance for Expected Credit Losses (including bad debts written off)	25, 31	195.86	(42.70)
Interest on Rental Deposit- Ind AS	25	(5.89)	-
Net gain on termination of right-of-use assets	25	-	(41.90)
<b>Operating Profit before Working Capital and Other changes</b>		<b>3,302.63</b>	<b>4,808.02</b>
Movements in working capital:			
Decrease / (Increase) in inventories		276.23	(148.68)
(Increase) / Decrease in trade receivables		(396.74)	229.53
(Increase) / Decrease in Other Non current and Current Financial assets and Non current and Current assets		(36.33)	94.01
Increase / (Decrease) in Trade Payables, Other Current and Non-current liabilities and Provisions		574.07	(446.86)
<b>Changes in Working Capital and Other changes</b>		<b>417.23</b>	<b>(272.00)</b>
		<b>3,719.86</b>	<b>4,536.02</b>
Income taxes (paid) - net of refunds		(332.52)	(674.10)
<b>Net cash generated by operating activities</b>		<b>3,387.34</b>	<b>3,861.92</b>
<b>B. Cash flows from investing activities</b>			
Payment towards acquisition of Property, Plant and Equipment	5, 7	(1,118.24)	(1,713.91)
Proceeds from Sale of Property, Plant and Equipment	5, 7	16.42	42.59
Increase in Bank balances not considered as Cash and cash equivalents	14 (b)	(0.67)	-
Interest Received on Fixed Deposit	15, 25	5.68	4.17
<b>Net cash (used in) investing activities</b>		<b>(1,096.81)</b>	<b>(1,667.15)</b>



## Cash Flow Statement as on 31 March 2021

(Amount Rs. in Lakhs)

Particulars	Note No.	Year Ended 31 March 2021	Year Ended 31 March 2020
<b>C. Cash flows from financing activities</b>			
Long-term borrowing taken	18, 23	432.22	49.00
Long-term borrowing (repaid)	18, 23	(241.84)	(631.69)
Short-term borrowings taken	21	751.30	-
Short-term borrowings taken (repaid)	21	(544.44)	(27.70)
Dividend paid (including tax thereon)	17.3	(3.58)	(84.85)
Finance costs paid on borrowings	29, 23	(234.98)	(307.20)
Payment of lease liabilities	38	(918.67)	(991.48)
<b>Net cash (used in) financing activities</b>		<b>(759.99)</b>	<b>(1,993.92)</b>
<b>Net (decrease) / increase in cash and cash equivalents [A+B+C]</b>		<b>1,530.54</b>	<b>200.85</b>
Cash and cash equivalents at the beginning of the year	14(a)	621.88	421.03
<b>Cash and cash equivalents at the end of the year</b>	<b>14(a)</b>	<b>2,152.42</b>	<b>621.88</b>

In terms of our report attached

**For Deloitte Haskins & Sells**  
**Chartered Accountants**

**For and on behalf of the Board of Directors**

**Ananthi Amarnath**  
Partner


**Dr. Amar Agarwal**  
Chairman & Managing Director  
DIN: 00435684

**Dr. Athiya Agarwal**  
Wholetime Director  
DIN: 01365659

Place : Chennai  
Date : 04 May 2021

**Mr. Udhay Davey**  
Chief Financial Officer  
Place : Chennai  
Date : 04 May 2021

**Ms. Jolly Jivani**  
Company Secretary



## Statement of Changes in Equity For The Year Ended 31 March 2021

### A. Equity share capital

(Amount Rs. in Lakhs)

Particulars	As at 31 March 2021	As at 31 March 2020
Balance as at beginning of the Year	470.00	470.00
Changes in equity share capital during the year	-	-
<b>Balance at the end of reporting period</b>	<b>470.00</b>	<b>470.00</b>

### B. Other Equity

(Amount Rs. in Lakhs)

Particulars	Reserve and Surplus			Total Other Equity
	Securities Premium	General Reserve	Retained Earnings	
<b>Balance as at 31 March 2019</b>	<b>551.00</b>	<b>83.00</b>	<b>3,454.77</b>	<b>4,088.77</b>
Transition Effect of Ind AS 116 adjustment (net of taxes)(Refer Note 38)			(210.17)	(210.17)
Profit for the year	-	-	1,368.34	1,368.34
Payment of Dividend on equity shares	-	-	(70.50)	(70.50)
Payment of Dividend Distribution Tax on e quity shares	-	-	(14.35)	(14.35)
Other Comprehensive Income: Remeasurements of the defined benefit plans (net of taxes)	-	-	(22.00)	(22.00)
<b>Balance as at 31 March 2020</b>	<b>551.00</b>	<b>83.00</b>	<b>4,506.09</b>	<b>5,140.09</b>
(Loss) / Profit for the year	-	-	(143.86)	(143.86)
<b>Other Comprehensive Income:</b> Remeasurements of the defined benefit plans (net of taxes)	-	-	0.05	0.05
<b>Balance as at 31 March 2021</b>	<b>551.00</b>	<b>83.00</b>	<b>4,362.28</b>	<b>4,996.28</b>

In terms of our report attached

**For Deloitte Haskins & Sells**  
**Chartered Accountants**

**For and on behalf of the Board of Directors**

**Ananthi Amarnath**  
Partner

**Dr. Amar Agarwal**  
Chairman & Managing Director  
DIN: 00435684

**Dr. Athiya Agarwal**  
Wholetime Director  
DIN: 01365659

Place : Chennai  
Date : 04 May 2021

**Mr. Udhay Davey**  
Chief Financial Officer  
Place : Chennai  
Date : 04 May 2021

**Ms. Jully Jivani**  
Company Secretary



## Notes forming part of the Financial Statements for the Year Ended 31 March 2021

### 1 Corporate Information

Dr. Agarwal's Eye Hospital Limited ('the Company') was incorporated on 22 April 1994 and is primarily engaged in providing eye care and related services. As at 31 March 2021, the Company is operating in 22 locations and has one central stores. Dr. Agarwal's Health Care Limited is the holding Company as at 31 March 2021.

### 2 Application of new and revised Ind AS

All the Indian Accounting Standards issued and notified by the Ministry of Corporate Affairs under the Companies (Indian Accounting Standards) Rules, 2015 (as amended) till the financial statements are authorised have been considered in preparing these financial statements. There is no other Indian Accounting Standard that has been issued as of that date but was not mandatorily effective.

### 3 Significant Accounting Policies

#### 3.1 Statement of Compliance

The Financial Statements have been prepared in accordance with Indian Accounting Standards notified under the Companies (Indian Accounting Standards) Rules, 2015 and the relevant amendment rules issued thereafter.

Except for the changes below, the company has consistently applied accounting policies to all periods:

(I) Amendments to Ind AS 116 – Covid-19 Related rent concessions:


The Company has adopted the amendments to Ind AS 116 for the first time in the current year. The amendments provide practical relief to lessees in accounting for rent concessions occurring as a direct consequence of COVID-19, by introducing a practical expedient to Ind AS 116. The practical expedient permits a lessee to elect not to assess whether a COVID-19 – related rent concession is a lease modification. A lessee that makes this election shall account for any change in lease payments resulting from the COVID-19– related rent concession the same way it would account for the change applying Ind AS 116 if the change were not a lease modification.

The Company has applied the practical expedient prospectively to all eligible rent concessions and has not restated prior period figures.

(ii) Amendments to Ind AS 1 and Ind AS 8 – Definition of “material”

The Company has adopted the amendments to Ind AS 1 and Ind AS 8 for the first time in the current year. The amendments make the definition of material in Ind AS 1 easier to understand and are not intended to alter the underlying concept of materiality in Ind ASs. The concept of 'obscuring' material information with immaterial information has been included as part of the new definition. The threshold for materiality influencing users has been changed from 'could influence' to 'could reasonably be expected to influence'. The definition of material in Ind AS 8 has been replaced by a reference to the definition of material in Ind AS 1. In addition, the MCA amended other Standards that contain the definition of 'material' or refer to the term 'material' to ensure consistency. The adoption of the amendments has not had any material impact on the disclosures or on the amounts reported in these financial statements.

(iii) On March 24, 2021, the Ministry of Corporate Affairs (“MCA”) through a notification, amended Schedule III of the Companies Act, 2013. The amendments revise Division I, II and III of Schedule III and are applicable from April 1, 2021. Key amendments relating to Division II which related to companies whose financial statements are required to comply with Companies (Indian Accounting Standards) Rules 2015 are:





## Notes forming part of the Financial Statements for the Year Ended 31 March 2021

### Balance Sheet:

- Lease liabilities should be separately disclosed under the head “financial liabilities”, duly distinguished as current or non-current.
- Certain additional disclosures in the statement of changes in equity such as changes in equity share capital due to prior period errors and restated balances at the beginning of the current reporting period.
- Specified format for disclosure of shareholding of promoters
- Specified format for ageing schedule of trade receivables, trade payables, capital work-in-progress and intangible asset under development.
- If a company has not used funds for the specific purpose for which it was borrowed from banks and financial institutions, then disclosure of details of where it has been used.
- Specific disclosure under ‘additional regulatory requirement’ such as compliance with approved schemes of arrangements, compliance with number of layers of companies, title deeds of immovable property not held in the name of company, loans and advances to promoters, directors, key managerial personnel (KMP) and related parties, details of benami property held etc.

### Statement of profit and loss:

- Additional disclosures relating to Corporate Social Responsibility (CSR), undisclosed income and crypto or virtual currency specified under the head ‘additional information’ in the notes forming part of the standalone financial statements. The amendments are extensive and the Company will evaluate the same to give effect to them as required by law.

(iv) The Indian Parliament has approved the Code on Social Security, 2020 which may impact the employee benefit expenses of the Company. The effective date from which the changes are applicable is yet to be notified and the rules for quantifying the financial impact are yet to be determined. The Company will give appropriate impact in the financial results once the code becomes effective and related rules to determine the financial impact are notified.

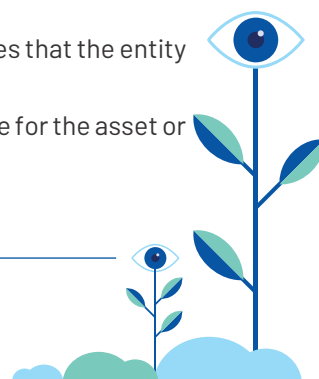
### 3.2 Basis of Preparation and Presentation of Financial Statements

These financial statements have been prepared on the historical cost basis, except for certain financial instruments which are measured at fair values at the end of each reporting period, as explained in accounting policies below. Historical cost is generally based on the fair value of the consideration given in exchange for goods and services.

Fair value is the price that would be received to sell an asset or paid to transfer a liability in an orderly transaction between market participants at the measurement date, regardless of whether that price is directly observable or estimated using another valuation technique. In estimating the fair value of an asset or a liability, the Company takes into account the characteristics of the asset or liability if market participants would take those characteristics into account when pricing the asset or liability at the measurement date.

In addition, for financial reporting purposes, fair value measurements are categorised into Level 1, 2, or 3 based on the degree to which the inputs to the fair value measurements are observable and the significance of the inputs to the fair value measurement in its entirety, which are described as follows:

- Level 1 inputs are quoted prices (unadjusted) in active markets for identical assets or liabilities that the entity can access at the measurement date;
- Level 2 inputs are inputs, other than quoted prices included within Level 1, that are observable for the asset or liability, either directly or indirectly; and
- Level 3 inputs are unobservable inputs for the asset or liability.



## Notes forming part of the Financial Statements for the Year Ended 31 March 2021

### 3.3 Use of Estimates

The preparation of the financial statements requires the Management to make estimates and assumptions considered in the reported amounts of assets and liabilities (including contingent liabilities) as of the date of the financial statements and the reported income and expenses during the reporting period. Examples of such estimates include provision for doubtful debts/advances, provision for employee benefits, useful lives of fixed assets, lease term, provision for contingencies etc. Management believes that the estimates used in the preparation of the financial statements are prudent and reasonable. Future results may vary from these estimates. Estimates and underlying assumptions are reviewed on an ongoing basis. Revisions to accounting estimates are recognized prospectively in the year in which the estimate is revised and/or in future years, as applicable.

### 3.4 Cash and Cash Equivalents (for the purpose of Cash Flow Statement)

Cash comprises cash on hand, cheques and demand drafts on hand, balances with banks in current accounts / demand deposits. Cash equivalents are short-term balances (with an original maturity of three months or less from the date of acquisition), highly liquid investments that are readily convertible into known amounts of cash and which are subject to insignificant risk of changes in value. Bank balances other than the balance included in cash and cash equivalents represents balance on account of unpaid dividend and margin money deposit with banks.

### 3.5 Cash Flow Statement

Cash flows are reported using the indirect method, whereby profit / (loss) before tax is adjusted for the effects of transactions of non-cash nature and any deferrals or accruals of past or future cash receipts or payments. The cash flows from operating, investing and financing activities of the Company are segregated based on the available information.

### 3.6 Functional and Presentation Currency


Items included in the financial statements of the Company are measured using the currency of the primary economic environment in which the Company operates (i.e. the "functional currency"). The financial statements are presented in Indian Rupees (Rs.), the national currency of India, which is the functional currency of the Company. All the financial information have been presented in Indian Rupees except for share data and as otherwise stated.

### 3.7 Operating Cycle

Based on the nature of products / activities of the Company and the normal time between acquisition of assets and their realisation in cash or cash equivalents, the Company has determined its operating cycle as 12 months for the purpose of classification of its assets and liabilities as current and non-current.

### 3.8 Property, Plant & Equipment

Property, Plant and Equipment are stated at cost less accumulated depreciation and accumulated impairment loss (if any). The cost of Property, Plant and Equipment comprises its purchase price net of any trade discounts and rebates and includes taxes, duties, freight, incidental expenses related to the acquisition and installation of the assets concerned and is net of Goods and Service Tax (GST), wherever the credit is availed. Borrowing costs paid during the period of construction in respect of borrowed funds pertaining to construction / acquisition of qualifying property, plant and equipment is adjusted to the carrying cost of the underlying property, plant and equipment.



## Notes forming part of the Financial Statements for the Year Ended 31 March 2021

Any part or components of property, plant and equipment which are separately identifiable and expected to have a useful life which is different from that of the main assets are capitalized separately, based on the technical assessment of the Management.

Advances paid towards the acquisition of Property, Plant and Equipment outstanding at each balance sheet date are disclosed as "Capital Advances" under Other Non Current Assets and cost of Property, Plant and Equipment not ready to use before such date are disclosed under "Capital Work-in-Progress".

### Depreciation

Depreciable amount for assets is the cost of an asset less its estimated residual value.

Depreciation on tangible property, plant and equipment has been provided on the written down value method as per the useful life prescribed in Schedule II to the Companies Act, 2013.


Category	Useful life
Leasehold Improvements	Over lease term
Medical Equipments	13-15 years
Office Equipments	5 years
Vehicles	8-10 years
Computers	3-6 years
Electrical Fittings	10 years
Furniture and Fixtures	8-10 years
Lab Equipments	10 years
Kitchen Equipments	8 years

An item of property, plant and equipment is derecognized upon disposal or when no future economic benefits are expected to arise from the continued use of the asset. Any gain or loss arising on the disposal or retirement of an item of property, plant and equipment is determined as the difference between the sales proceeds and the carrying amount of the asset and is recognized in the Statement of Profit and Loss.

### 3.9 Intangible Assets

Intangible assets with finite useful lives that are acquired separately are carried at cost less accumulated amortisation and accumulated impairment losses (if any). Software is amortised on a straight line basis over the license period or three years, whichever is lower. Other intangibles are amortised based on the estimated useful life as determined. The estimated useful life and amortisation method are reviewed at the end of each reporting period, with the effect of any changes in estimate being accounted for on prospective basis. Intangible assets with indefinite useful lives that are acquired separately are carried at cost less accumulated impairment losses.

An Intangible assets is derecognised on disposal or when no future economic benefits are expected from use of disposal. Gains or losses arising from derecognition of an intangible assets measured as the difference between the net disposal proceeds and the carrying amount of the asset as recognised in profit or loss when the asset is derecognised.



### 3.10 Impairment of Tangible and Intangible Assets

At the end of each reporting period, the Company reviews the carrying amounts of its tangible and intangible assets to determine whether there is any indication that those assets have suffered an impairment loss. If any such indication exists, the recoverable amount of the asset is estimated in order to determine the extent of the impairment loss (if any). Where it is not possible to estimate the recoverable amount of an individual asset, the Company estimates the recoverable amount of the cash-generating unit to which the asset belongs. Where a reasonable and consistent basis of allocation can be identified, corporate assets are also allocated to individual cash-generating units, or otherwise they are allocated to the smallest group of cash-generating units for which a reasonable and consistent allocation basis can be identified.

Intangible assets with indefinite useful lives and intangible assets not yet available for use are tested for impairment at least annually, and whenever there is an indication that the asset may be impaired.

Recoverable amount is the higher of fair value less costs to sell and value in use. In assessing value in use, the estimated future cash flows are discounted to their present value using a pre-tax discount rate that reflects current market assessments of the time value of money and the risks specific to the asset for which the estimates of future cash flows have not been adjusted.

If the recoverable amount of an asset (or cash-generating unit) is estimated to be less than its carrying amount, the carrying amount of the asset (or cash-generating unit) is reduced to its recoverable amount. An impairment loss is recognised immediately in the Statement of Profit and Loss, unless the relevant asset is carried at a revalued amount, in which case the impairment loss is treated as a revaluation decrease.

When an impairment loss subsequently reverses, the carrying amount of the asset (or a cash generating unit) is increased to the revised estimate of its recoverable amount, but so that the increased carrying amount does not exceed the carrying amount that would have been determined had no impairment loss been recognised for the asset (or cash generating unit) in prior years. A reversal of an impairment loss is recognised immediately in profit or loss.

### 3.11 Inventories

Inventory of Traded Goods comprising Opticals, Pharmaceutical Products, Contact Lenses and Accessories, Consumables and Provisions - Food Items are valued at lower of cost ascertained using the First-in-First-out method and net realisable value. Cost includes cost of purchase, freight, taxes, duties and other charges incurred for bringing the goods to the present location and condition and are net of GST credit, where applicable.

Net realisable value represents the estimated selling price for inventories less all estimated costs of completion and costs necessary to make the sale.

Due allowance is estimated and made for unusable/ non-saleable/ expired items of inventory wherever necessary, based on the past experience of the Company and such allowances are adjusted against the inventory carrying value.

### 3.12 Revenue Recognition

#### (i) Revenue from Operations

Revenue is measured at the fair value of the consideration received or receivable. Revenue is recognized upon transfer of control of promised products or services to customers in an amount that reflects the consideration we expect to receive in exchange for those products or services. Sales and Service Income exclude Goods and Service Tax (GST) and are net of trade / volume discounts, where applicable.



## Notes forming part of the Financial Statements for the Year Ended 31 March 2021

Sale of products comprising Sale of Optical Frames and Lens, Pharmaceutical Products, Contact Lens and related accessories and food items is recognised on delivery of items to the customers and when control on goods is passed on to the customers.

Sale of services comprising Income from Consultation, Surgeries, Treatments and Investigations performed are recognised when performance obligation is satisfied at a point in time, on rendering the related services.

Other Operating Income comprises medical support services provided by the Company and is recognised on rendering the related services.

### **(ii) Other Income**

Interest income from a financial asset is recognised when it is probable that the economic benefits will flow to the Company and the amount of income can be measured reliably. Interest income is accrued on a time basis, by reference to the principal outstanding and at the effective interest rate applicable, which is the rate that exactly discounts estimated future cash receipts through the expected life of the financial asset to that asset's net carrying amount on initial recognition. Dividend Income is accounted for when right to receive it is established.

### **(iii) Cross Charges**

The Company and Dr Agarwals' Health care Limited (DAHCL) its Holding company, incur expenses such as salaries, software development and depreciation on common assets etc on behalf of the group company and share the common resources for the group functions. Such expenses, which are incurred for the group, are identified, and cross-charged between the companies.

## **3.13 Foreign Currency Transactions**

### Initial Recognition:

On initial recognition, all foreign currency transactions are recorded by applying to the foreign currency amount the exchange rate between the reporting currency and the foreign currency at the date of the transaction.

### Subsequent Recognition:

As at the reporting date, non monetary items which are carried in terms of historical cost denominated in a foreign currency are reported using the exchange rate at the date of the transaction.

### Treatment of Exchange Differences:

All monetary assets and liabilities in foreign currency are restated at the end of accounting period at the closing exchange rate and exchange differences on restatement of all monetary items are recognised in the Statement of Profit and Loss.


## **3.14 Employee Benefits**

### **Retirement benefit costs and termination benefits:**

#### **i) Defined Benefit Plans:**

Employee defined benefit plans include gratuity.

Payments to defined contribution retirement benefit plans are recognised as an expense when employees have rendered service entitling them to the contributions.



## Notes forming part of the Financial Statements for the Year Ended 31 March 2021

For defined benefit retirement benefit plans, the cost of providing benefits is determined using the projected unit credit method, with actuarial valuations being carried out at the end of each annual reporting period. Remeasurement, comprising actuarial gains and losses, the effect of the changes to the asset ceiling (if applicable) and the return on plan assets (excluding net interest), is reflected immediately in the balance sheet with a charge or credit recognised in other comprehensive income in the period in which they occur. Remeasurement recognised in other comprehensive income is reflected immediately in retained earnings and is not reclassified to profit or loss. Past service cost is recognised in the Statement of profit or loss in the period of a plan amendment. Net interest is calculated by applying the discount rate at the beginning of the period to the net defined benefit liability or asset.

Defined benefit costs are categorised as follows:

- Service cost (including current service cost, past service cost, as well as gains and losses on curtailments and settlements); - Net interest expense or income; and - Remeasurement

The Company presents the first two components of defined benefit costs in profit or loss in the line item 'Employee benefits expense'. Curtailment gains and losses are accounted for as past service costs.

The retirement benefit obligation recognised in the balance sheet represents the actual deficit or surplus in the Company's defined benefit plans. Any surplus resulting from this calculation is limited to the present value of any economic benefits available in the form of refunds from the plans or reductions in future contributions to the plans.

A liability for a termination benefit is recognised at the earlier of when the entity can no longer withdraw the offer of the termination benefit and when the entity recognises any related restructuring costs.

The Company makes contribution to a scheme administered by the insurer to discharge gratuity liabilities to the employees.

### Short-term and other long-term employee benefits


A liability is recognised for benefits accruing to employees in respect of wages and salaries, annual leave and sick leave in the period the related service is rendered at the undiscounted amount of the benefits expected to be paid in exchange for that service. Liabilities recognised in respect of short term employee benefits are measured at the undiscounted amount of the benefits expected to be paid in exchange for the related service. Liabilities recognised in respect of other long term employee benefits are measured at the present value of the estimated future cash outflows expected to be made by the Company in respect of services provided by employees up to the reporting date.

### ii) Defined Contribution Plans

Employee defined contribution plans include Provident Fund and Employee State Insurance.

#### Provident Fund and Employee State Insurance:

All employees of the Company receive benefits from Provident Fund and Employee's State Insurance, which are defined contribution plans. Both, the employee and the Company make monthly contributions to the plan, each equalling to a specified percentage of employee's basic salary. The Company has no further obligations under the plan beyond its monthly contributions. The Company contributes to the Employee Provident Fund and Employee's State Insurance scheme maintained by the Central Government of India and the contribution thereof is charged to the Statement of Profit and Loss in the year in which the services are rendered by the employees.





## Notes forming part of the Financial Statements for the Year Ended 31 March 2021

### 3.15 Borrowing Costs

Borrowing costs include interest, amortisation of ancillary costs incurred and exchange differences arising from foreign currency borrowings to the extent they are regarded as an adjustment to the interest cost. Costs in connection with the borrowing of funds to the extent not directly related to the acquisition of qualifying assets are charged to the Statement of Profit and Loss over the tenure of the loan. Borrowing costs, allocated to and utilised for qualifying assets, pertaining to the period from commencement of activities relating to construction / development of the qualifying asset upto the date of capitalisation of such asset are added to the cost of the assets. Capitalisation of borrowing costs is suspended and charged to the Statement of Profit and Loss during extended periods when active development activity on the qualifying assets is interrupted.

Interest income earned on the temporary investment of specific borrowings pending their expenditure on qualifying assets is deducted from the borrowing costs eligible for capitalization.

All other borrowing costs are recognised in profit or loss in the period in which they are incurred.

### 3.16 Government Grants, Subsidies and Export Incentives

Government grants and subsidies are recognised when there is reasonable assurance that the Company will comply with the conditions attached to them and the grants / subsidies will be received. Government grants whose primary condition is that the Company should purchase, construct or otherwise acquire capital assets are presented by deducting them from the carrying value of the assets. The grant is recognised as income over the life of a depreciable asset by way of a reduced depreciation charge.

Export benefits, if any, are accounted for in the year of exports based on eligibility and when there is no uncertainty in receiving the same.

Government grants in the nature of promoters' contribution like investment subsidy, where no repayment is ordinarily expected in respect thereof, are accounted in Reserves and Surplus in Other Equity. Government grants in the form of non-monetary assets, given at a concessional rate, are recorded on the basis of their acquisition cost. In case the non-monetary asset is given free of cost, the grant is recorded at a nominal value.

Other government grants and subsidies are recognised as income over the periods necessary to match them with the costs for which they are intended to compensate, on a systematic basis."

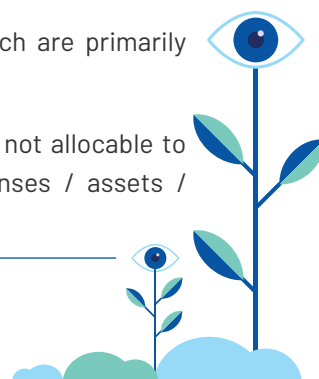
### 3.17 Segment Reporting

Operating segments reflect the Company's management structure and the way the financial information is regularly reviewed by the Company's Chief operating decision maker (CODM). The CODM considers the business from both business and product perspective based on the dominant source, nature of risks and returns and the internal organisation and management structure. The operating segments are the segments for which separate financial information is available and for which operating profit / (loss) amounts are evaluated regularly by the executive Management in deciding how to allocate resources and in assessing performance.

The accounting policies adopted for segment reporting are in line with the accounting policies of the Company. Segment revenue, segment expenses, segment assets and segment liabilities have been identified to segments on the basis of their relationship to the operating activities of the segment.

Inter-segment revenue, where applicable, is accounted on the basis of transactions which are primarily determined based on market / fair value factors.

Revenue, expenses, assets and liabilities which relate to the Company as a whole and are not allocable to segments on reasonable basis have been included under "unallocated revenue / expenses / assets / liabilities".



### 3.18 Leases

The Company's lease asset classes consists of leases for buildings. The Company, at the inception of a contract, assesses whether the contract is a lease or not lease. A contract is, or contains, a lease if the contract conveys the right to control the use of an identified asset for a time in exchange for a consideration.

The Company recognises a right-of-use asset and a lease liability at the lease commencement date. The right-of-use asset is initially measured at cost, which comprises the initial amount of the lease liability adjusted for any lease payments made at or before the commencement date, plus any initial direct costs incurred and an estimate of costs to dismantle and remove the underlying asset or to restore the underlying asset or the site on which it is located, less any lease incentives received. The right-of-use asset is subsequently depreciated using the straight-line method from the commencement date to the end of the lease term.

The lease liability is initially measured at the present value of the lease payments that are not paid at the commencement date, discounted using the Company's incremental borrowing rate. It is remeasured when there is a change in future lease payments arising from a change in an index or rate, if there is a change in the Company's estimate of the amount expected to be payable under a residual value guarantee, or if the Company changes its assessment of whether it will exercise a purchase, extension or termination option. When the lease liability is remeasured in this way, a corresponding adjustment is made to the carrying amount of the right-of-use asset, or is recorded in profit or loss if the carrying amount of the right-of-use asset has been reduced to zero.

The Company has elected not to recognise right-of-use assets and lease liabilities for short-term leases that have a lease term of 12 months or less and leases of low-value assets. The Company recognises the lease payments associated with these leases as an expense over the lease term.

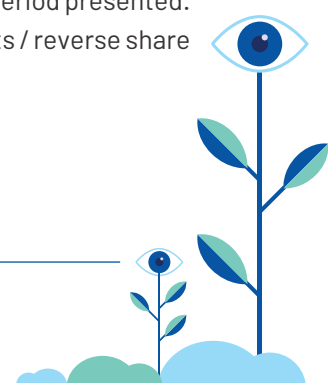
The Company has applied the practical expedient prospectively to all eligible rent concessions and has not restated prior period figures. The practical expedient of Ind AS 116 permits a lessee to elect not to assess whether a COVID-19-related rent concession is a lease modification. A lessee that makes this election shall account for any change in lease payments resulting from the COVID-19-related rent concession the same way it would account for the change applying Ind AS 116 if the change were not a lease modification.

### 3.19 Earnings Per Share

Basic earnings per share is computed using the weighted average number of equity shares outstanding during the period.

Diluted EPS is computed by dividing the net profit after tax by the weighted average number of equity shares considered for deriving basic EPS and also weighted average number of equity shares that could have been issued upon conversion of all dilutive potential equity shares.

Potential equity shares are deemed to be dilutive only if their conversion to equity shares would decrease earnings per share from continuing operations. Dilutive potential equity shares are deemed converted as of the beginning of the period, unless issued at a later date. The dilutive potential equity shares are adjusted for the proceeds receivable had the shares been actually issued at fair value (i.e. average market value of the outstanding shares). Dilutive potential equity shares are determined independently for each period presented. The number of equity shares and potentially dilutive equity shares are adjusted for share splits / reverse share splits and bonus shares, as appropriate.



## Notes forming part of the Financial Statements for the Year Ended 31 March 2021

### 3.20 Taxes on Income

Income tax expense represents the sum of the tax currently payable and deferred tax.

Current tax expense for the year is ascertained on the basis of assessable profits computed in accordance with the provisions of the Income-tax Act, 1961.

Minimum Alternate Tax (MAT) paid as current tax expense in accordance with the tax laws, which gives future economic benefits in the form of adjustment to future income tax liability, is considered as tax credit and recognised as deferred tax asset when there is reasonable certainty that the Company will pay normal income tax in the future years and future economic benefit associated with it will flow to the Company. The carrying amount is reviewed at the end of each reporting period and reduced to the extent that it is no longer probable that sufficient taxable profits will be available to allow all or part of the asset to be recovered.

Deferred tax is recognised on temporary differences between the carrying amounts of assets and liabilities in the Financial Statements and the corresponding tax bases used in the computation of taxable profit. Deferred tax liabilities are generally recognised for all taxable temporary differences. Deferred tax assets are generally recognised for all deductible temporary differences to the extent that it is probable that taxable profits will be available against which those deductible temporary differences can be utilised. Such deferred tax assets and liabilities are not recognised if the temporary difference arises from the initial recognition (other than in a business combination) of assets and liabilities in a transaction that affects neither the taxable profit nor the accounting profit.

The carrying amount of deferred tax assets is reviewed at the end of each reporting period and reduced to the extent that it is no longer probable that sufficient taxable profits will be available to allow all or part of the asset to be recovered.

Deferred tax liabilities and assets are measured at the tax rates that are expected to apply in the period in which the liability is settled or the asset realised, based on tax rates (and tax laws) that have been enacted or substantively enacted by the end of the reporting period. The measurement of deferred tax liabilities and assets reflects the tax consequences that would follow from the manner in which the Company expects, at the end of the reporting period, to recover or settle the carrying amount of its assets and liabilities.

### 3.21 Provisions, Contingent Liabilities and Contingent Assets

A provision is recognised when the Company has a present obligation (legal or constructive) as a result of past events and it is probable that an outflow of resources will be required to settle the obligation in respect of which a reliable estimate can be made. Provisions are determined based on the best estimate required to settle the obligation at the balance sheet date and measured using the present value of cash flows estimated to settle the present obligations (when the effect of time value of money is material). These are reviewed at each balance sheet date and adjusted to reflect the current best estimates.

Contingent liability is disclosed for (i) Possible obligations which will be confirmed only by future events not wholly within the control of the Company or (ii) Present obligations arising from past events where it is not probable that an outflow of resources will be required to settle the obligation or a reliable estimate of the amount of the obligation cannot be made. The Company does not recognize a contingent liability but discloses its existence in the Financial Statements. Contingent assets are only disclosed when it is probable that the economic benefits will flow to the entity.

### 3.22 Insurance claims

Insurance claims are accounted for on the basis of claims admitted / expected to be admitted and to the extent that the amount recoverable can be measured reliably and it is reasonable to expect ultimate collection.



### 3.23 Financial Instruments

#### Initial Recognition

Financial assets and financial liabilities are recognised when the Company becomes a party to the contractual provisions of the instrument. Financial assets and liabilities are initially measured at fair value. Transaction costs that are directly attributable to the acquisition or issue of financial assets and financial liabilities (other than financial assets and financial liabilities at fair value through profit or loss (FVTPL)) are added to or deducted from the fair value measured on initial recognition of financial asset or financial liability. The transaction costs directly attributable to the acquisition of financial assets and financial liabilities at fair value through profit and loss are immediately recognised in the statement of profit and loss.

#### 3.23.1 Financial Assets

##### (a) Recognition and initial measurement

(i) The Company initially recognises loans and advances, deposits and subordinated liabilities on the date on which they originate. All other financial instruments (including regular way purchases and sales of financial assets) are recognised on the trade date, which is the date on which the Company becomes a party to the contractual provisions of the instrument. A financial asset or liability is initially measured at fair value plus, for an item not at FVTPL, transaction costs that are directly attributable to its acquisition or issue.

##### (b) Classification of financial assets

On initial recognition, a financial asset is classified to be measured at amortised cost, fair value through other comprehensive income (FVTOCI) or FVTPL.

A financial asset is measured at amortised cost if it meets both of the following conditions and is not designated at FVTPL:

- The asset is held within a business model whose objective is to hold assets to collect contractual cash flows;
- The contractual terms of the financial asset give rise on specified dates to cash flows that are solely payments of principal and interest on the principal amount outstanding.

For the impairment policy in financial assets measured at amortised cost, refer Note 3.23.1(e)


A debt instrument is classified as FVTOCI only if it meets both of the following conditions and is not recognized at FVTPL:

- The asset is held within a business model whose objective is achieved by both collecting contractual cash flows and selling financial assets;
- The contractual terms of the financial asset give rise on specified dates to cash flows that are solely payments of principal and interest on the principal amount outstanding.

All other financial assets are subsequently measured at fair value.

##### (c) Effective interest method

The effective interest method is a method of calculating the amortised cost of a debt instrument and of allocating interest income over the relevant period. The effective interest rate is the rate that exactly discounts estimated future cash receipts (including all fees and points paid or received that form an integral part of the effective interest rate, transaction costs and other premiums or discounts) through the expected life of the debt instrument, or where appropriate, a shorter period, to the gross carrying amount on initial recognition. Income is recognised on an effective interest basis for debt instruments other than those financial assets classified as at FVTPL. Interest income is recognised in profit or loss and is included in the "Other Income" line item.



### **(d) Financial assets at fair value through profit or loss (FVTPL)**

Debt instruments that do not meet the amortised cost criteria or FVTOCI criteria (see above) are measured at FVTPL. In addition, debt instruments that meet the amortised cost criteria or the FVTOCI criteria but are designated as at FVTPL are measured at FVTPL.

A financial asset that meets the amortised cost criteria or debt instruments that meet the FVTOCI criteria may be designated as at FVTPL upon initial recognition if such designation eliminates or significantly reduces a measurement or recognition inconsistency that would arise from measuring assets or liabilities or recognising the gains and losses on them on different bases. The Company has not designated any debt instrument as at FVTPL.

Financial assets at FVTPL are measured at fair value at the end of each reporting period, with any gains or losses arising on remeasurement recognised in profit or loss. The net gain or loss recognised in profit or loss incorporates any dividend or interest earned on the financial asset and is included in the 'Other income' line item. Dividend on financial assets at FVTPL is recognised when the Company's right to receive the dividends is established, it is probable that the economic benefits associated with the dividend will flow to the entity, the dividend does not represent a recovery of part of cost of the investment and the amount of dividend can be measured reliably.


### **(e) Impairment of financial assets**

The Company applies the expected credit loss model for recognising impairment loss on financial assets measured at amortised cost, debt instruments at FVTOCI, trade receivables and other contractual rights to receive cash or other financial asset.

Expected credit losses are the weighted average of credit losses with the respective risks of default occurring as the weights. Credit loss is the difference between all contractual cash flows that are due to the Company in accordance with the contract and all the cash flows that the Company expects to receive (i.e. all cash shortfalls), discounted at the original effective interest rate (or credit-adjusted effective interest rate for purchased or originated credit-impaired financial assets). The Company estimates cash flows by considering all contractual terms of the financial instrument (for example, prepayment, extension, call and similar options) through the expected life of that financial instrument.

The Company measures the loss allowance for a financial instrument at an amount equal to the lifetime expected credit losses if the credit risk on that financial instrument has increased significantly since initial recognition. If the credit risk on a financial instrument has not increased significantly since initial recognition, the Company measures the loss allowance for that financial instrument at an amount equal to 12-month expected credit losses. 12-month expected credit losses are portion of the life-time expected credit losses and represent the lifetime cash shortfalls that will result if default occurs within the 12 months after the reporting date and thus, are not cash shortfalls that are predicted over the next 12 months.

For trade receivables, the Company always measures the loss allowance at an amount equal to lifetime expected credit losses. Further, for the purpose of measuring lifetime expected credit loss allowance for trade receivables, the Company has used a practical expedient as permitted under Ind AS 109. This expected credit loss allowance is computed based on a provision matrix which takes into account historical credit loss experience and adjusted for forward-looking information.



### **(f) Derecognition of financial assets**

The Company derecognises a financial asset when the contractual rights to the cash flows from the asset expire, or when it transfers the financial asset and substantially all the risks and rewards of ownership of the asset to another party. If the Company neither transfers nor retains substantially all the risks and rewards of ownership and continues to control the transferred asset, the Company recognises its retained interest in the asset and an associated liability for amounts it may have to pay. If the Company retains substantially all the risks and rewards of ownership of a transferred financial asset, the Company continues to recognise the financial asset and also recognises a collateralised borrowing for the proceeds received.

On derecognition of a financial asset in its entirety, the difference between the asset's carrying amount and the sum of the consideration received and receivable and the cumulative gain or loss that had been recognised in other comprehensive income and accumulated in equity is recognised in profit or loss if such gain or loss would have otherwise been recognised in profit or loss on disposal of that financial asset.

On derecognition of a financial asset other than in its entirety (e.g. when the Company retains an option to repurchase part of a transferred asset), the Company allocates the previous carrying amount of the financial asset between the part it continues to recognise under continuing involvement, and the part it no longer recognises on the basis of the relative fair values of those parts on the date of the transfer. The difference between the carrying amount allocated to the part that is no longer recognised and the sum of the consideration received for the part no longer recognised and any cumulative gain or loss allocated to it that had been recognised in other comprehensive income is recognised in profit or loss if such gain or loss would have otherwise been recognised in profit or loss on disposal of that financial asset. A cumulative gain or loss that had been recognised in other comprehensive income is allocated between the part that continues to be recognised and the part that is no longer recognised on the basis of the relative fair values of those parts.

### **(g) Foreign exchange gains and losses:**

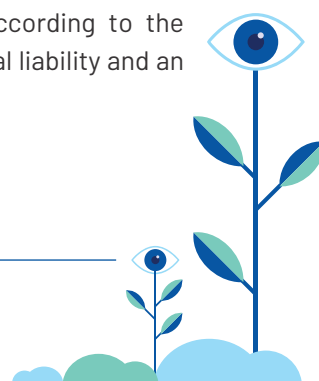
The fair value of financial assets denominated in a foreign currency is determined in that foreign currency and translated at the spot rate at the end of each reporting period.

- For foreign currency denominated financial assets measured at amortised cost and FVTPL, the exchange differences are recognised in profit or loss.
- Changes in carrying amount of investments in equity instruments at FVTOCI relating to changes in foreign currency rates are recognised in other comprehensive income.
- For the purposes of recognising foreign exchange gains or losses, FVTOCI debt instruments are treated as financial assets measured at amortised cost. Thus, the exchange differences on the amortised cost are recognised in the Statement of Profit and Loss and other changes in the fair value of FVTOCI financial assets are recognised in other comprehensive income.

## **3.23.2 Financial Liabilities and equity instruments**

### **(a) Classification as debt or equity**

Financial liabilities and equity instruments issued by the Company are classified according to the substance of the contractual arrangements entered into and the definitions of a financial liability and an equity instrument.





### **(b) Equity instruments**

An equity instrument is any contract that evidences a residual interest in the assets of the Company after deducting all of its liabilities. Equity instruments are recorded at the proceeds received, net of direct issue costs. Repurchase of the Company's own equity instruments is recognised and deducted directly in equity. No gain or loss is recognised in profit or loss on the purchase, sale, issue or cancellation of the Company's own equity instruments.

### **(c) Financial Liabilities at FVTPL:**

Financial liabilities are classified as at FVTPL when the financial liability is either held for trading or it is designated as at FVTPL.

A financial liability is classified as held for trading if:

- it has been incurred principally for the purpose of repurchasing it in the near term; or
- on initial recognition it is part of a portfolio of identified financial instruments that the Company manages together and has a recent actual pattern of short-term profit-taking;

A financial liability other than a financial liability held for trading may be designated as at FVTPL upon initial recognition if:

- such designation eliminates or significantly reduces a measurement or recognition inconsistency that would otherwise arise; or
- the financial liability forms part of a Company of financial assets or financial liabilities or both, which is managed and its performance is evaluated on a fair value basis, in accordance with the Company's documented risk management or investment strategy, and information about the Companying is provided internally on that basis;

### **(d) Financial liabilities subsequently measured at amortised cost:**

Financial liabilities that are not held-for-trading and are not designated as at FVTPL are measured at amortised cost at the end of subsequent accounting periods. The carrying amounts of financial liabilities that

are subsequently measured at amortised cost are determined based on the effective interest method.

Interest expense that is not capitalised as part of costs of an asset is included in the 'finance costs' line item. The effective interest method is a method of calculating the amortised cost of a financial liability and of

allocating interest expense over the relevant period. The effective interest rate is the rate that exactly discounts estimated future cash payments (including all fees and points paid or received that form an integral part of the effective interest rate, transaction costs and other premiums or discounts) through the expected life of the financial liability, or (where appropriate) a shorter period, to the net carrying amount on initial recognition.

### **(e) Foreign exchange gains and losses:**

For financial liabilities that are denominated in a foreign currency and measured at amortised cost at the end of each reporting period, the foreign exchange gains and losses are determined based on amortised cost of the instruments and are recognised in the Statement of Profit and Loss.

The fair value of the financial liabilities denominated in a foreign currency is determined in that foreign currency and translated at the spot rate at the end of the reporting period. For financial liabilities that are measured at FVTPL, the foreign exchange component forms part of the fair value gains or losses recognised in the Statement of profit and Loss.



## Notes forming part of the Financial Statements for the Year Ended 31 March 2021

### (f) Derecognition of financial liabilities

The Company derecognises financial liabilities when, and only when, the Company's obligations are discharged, cancelled or they expire. The difference between the carrying amount of the financial liability derecognised and the consideration paid and payable is recognised the Statement of Profit and Loss.

### 3.24 Goods & Service Tax Input Credit

Goods & Service Tax Input Credit is accounted for in the books during the period in which the underlying service received is accounted and where there is no uncertainty in availing/utilizing the same.

## 4 Critical Accounting Judgements and Key Sources of Estimation Uncertainty

The preparation of Financial Statements in conformity with Ind AS requires management to make judgements, estimates and assumptions that affect the application of accounting policies and the reported amounts of assets, liabilities, income and expenses and the accompanying disclosures. Uncertainty about the assumptions and estimates could result in outcomes that require a material adjustment to the carrying value of assets or liabilities affected in future periods. Estimates and underlying assumptions are reviewed on an ongoing basis. Revisions to accounting estimates are recognised in the period in which the estimates are revised and future periods are affected.

In particular, information about significant areas of estimation, uncertainty and critical judgments in applying accounting policies that have the most significant effect on the amounts recognized in the financial statements are included in the following notes:

- (i) Useful lives of Property, plant and equipment (Refer Note 3.8)
- (ii) Assets and obligations relating to employee benefits (Refer Note 3.14)
- (iii) Valuation and measurement of income taxes and deferred taxes (Refer Note 3.20)
- (iv) Provisions for disputed statutory and other matters (Refer Note 3.21)
- (v) Allowances for expected credit losses (Refer Note 3.23.1(e))
- (vi) Fair value of Financial Assets and Liabilities (Refer Note 3.23.1 and 3.23.2)


Determination of functional currency:

Currency of the primary economic environment in which the Company operates ("the functional currency") is Indian Rupee (INR) in which the company primarily generates and expends cash. Accordingly, the Management has assessed its functional currency to be Indian Rupee (INR).

## 5 PROPERTY, PLANT AND EQUIPMENT


(Amount Rs. In Lakhs)

Particulars	As at 31 March 2021	As at 31 March 2020
<b>Carrying amounts of :</b>		
Leasehold Improvements	2,285.37	2,066.67
Medical Equipments	2,293.50	2,427.27
Office Equipments	38.88	49.66
Vehicles	108.80	146.34
Computers	41.68	35.53
Electrical Fittings	705.21	646.81
Furniture and Fixtures	220.86	149.93
Lab Equipments	7.46	9.93
Kitchen Equipments	1.48	2.17
<b>Total</b>	<b>5,703.24</b>	<b>5,534.31</b>



## 5.1 Details of movement in the carrying amounts of property, plant and equipment

Description of Assets	Leasehold Improvements	Medical Equipments	Office Equipments	Vehicles	Computers	Electrical Fittings	Furniture and Fixtures	Lab Equipments	Kitchen Equipments	Total
<b>I. Gross carrying value</b>										
As at 1 April 2019	2,568.91	2,707.66	107.76	245.31	152.90	1,192.02	253.02	23.00	2.12	7,252.70
Additions	289.87	950.54	16.56	81.85	18.99	118.08	17.75	0.51	1.93	1,496.08
Disposals / Deletions during the year	-	(13.80)	(0.12)	-	-	(3.63)	(1.72)	-	-	(19.27)
<b>As at 31 March 2020</b>	<b>2,858.78</b>	<b>3,644.40</b>	<b>124.20</b>	<b>327.16</b>	<b>171.89</b>	<b>1,306.47</b>	<b>269.05</b>	<b>23.51</b>	<b>4.05</b>	<b>8,729.51</b>
As at 1 April 2020	2,858.78	3,644.40	124.20	327.16	171.89	1,306.47	269.05	23.51	4.05	8,729.51
Additions	540.30	336.19	11.47	6.09	25.78	241.30	113.92	0.11	0.11	1,275.27
Disposals / Deletions during the year	(75.20)	-	(0.14)	(13.35)	(4.22)	(20.45)	-	-	-	(113.36)
<b>As at 31 March 2021</b>	<b>3,323.88</b>	<b>3,980.59</b>	<b>135.53</b>	<b>319.90</b>	<b>193.45</b>	<b>1,527.32</b>	<b>382.97</b>	<b>23.62</b>	<b>4.16</b>	<b>9,891.42</b>
<b>II. Accumulated depreciation and impairment</b>										
As at 1 April 2019	453.62	744.08	40.52	124.03	109.98	457.36	75.47	10.11	1.41	2,016.58
Charge for the year	338.49	477.45	34.07	56.79	26.38	203.84	44.28	3.47	0.47	1,185.24
Disposals / Deletions during the year	-	(4.40)	(0.05)	-	-	(1.54)	(0.63)	-	-	(6.62)
<b>As at 31 March 2020</b>	<b>792.11</b>	<b>1,217.13</b>	<b>74.54</b>	<b>180.82</b>	<b>136.36</b>	<b>659.66</b>	<b>119.12</b>	<b>13.58</b>	<b>1.88</b>	<b>3,195.20</b>
As at 1 April 2020	792.11	1,217.13	74.54	180.82	136.36	659.66	119.12	13.58	1.88	3,195.20
Charge for the year	321.60	469.96	22.16	30.47	17.50	179.81	42.99	2.58	0.80	1,087.87
Disposals / Deletions during the year	(75.20)	-	(0.05)	(0.19)	(2.09)	(17.36)	-	-	-	(94.89)
<b>As at 31 March 2021</b>	<b>1,038.51</b>	<b>1,687.09</b>	<b>96.65</b>	<b>211.10</b>	<b>151.77</b>	<b>822.11</b>	<b>162.11</b>	<b>16.16</b>	<b>2.68</b>	<b>4,188.18</b>
<b>Net carrying value as at 31 March 2021</b>	<b>2,285.37</b>	<b>2,293.50</b>	<b>38.88</b>	<b>108.80</b>	<b>41.68</b>	<b>705.21</b>	<b>220.86</b>	<b>7.46</b>	<b>1.48</b>	<b>5,703.24</b>
<b>Net carrying value as at 31 March 2020</b>	<b>2,066.67</b>	<b>2,427.27</b>	<b>49.66</b>	<b>146.34</b>	<b>35.53</b>	<b>646.81</b>	<b>149.93</b>	<b>9.93</b>	<b>2.17</b>	<b>5,534.31</b>



## Notes forming part of the Financial Statements for the Year Ended 31 March 2021

### 6. RIGHT OF USE ASSETS

(Amount Rs. in Lakhs)

Particulars	As at 31 March 2021	As at 31 March 2020
<b>Carrying amounts of:</b>		
Right-of-use assets	3,807.03	3,674.27
<b>Total</b>	<b>3,807.03</b>	<b>3,674.27</b>

#### 6.1 Details of movement in the carrying amounts of right-of-use assets

(Amount Rs. in Lakhs)

Description of Assets	Buildings	Total
<b>I - Gross carrying value</b>		
As at 1 April 2019	-	-
Impact of adoption of Ind AS 116 (Refer Note 38 )	4,260.65	4,260.65
Additions	433.47	433.47
Disposals / Adjustments during the year	(268.72)	(268.72)
<b>As at 31 March 2020</b>	<b>4,425.40</b>	<b>4,425.40</b>
As at 1 April 2020	4,425.40	4,425.40
Additions	944.21	944.21
Disposals / Adjustments during the year	(95.27)	(95.27)
<b>As at 31 March 2021</b>	<b>5,274.34</b>	<b>5,274.34</b>
<b>II. Accumulated depreciation and impairment</b>		
As at 1 April 2019	-	-
Charge for the year	764.60	764.60
Disposals / Adjustments during the year	(13.47)	(13.47)
<b>As at 31 March 2020</b>	<b>751.13</b>	<b>751.13</b>
As at 1 April 2020	751.13	751.13
Charge for the year	719.98	719.98
Disposals / Adjustments during the year	(3.80)	(3.80)
<b>As at 31 March 2021</b>	<b>1,467.31</b>	<b>1,467.31</b>
<b>Net carrying value as at 31 March 2021</b>	<b>3,807.03</b>	<b>3,807.03</b>
<b>Net carrying value as at 31 March 2020</b>	<b>3,674.27</b>	<b>3,674.27</b>

### 7. INTANGIBLE ASSETS

(Amount Rs. in Lakhs)

Particulars	As at 31 March 2021	As at 31 March 2020
<b>Carrying amounts of:</b>		
Computer software	61.40	149.78
<b>Total</b>	<b>61.40</b>	<b>149.78</b>



## Notes forming part of the Financial Statements for the Year Ended 31 March 2021

### 7.1 Details of movement in the carrying amounts of intangible assets


(Amount Rs. in Lakhs)

Description of Assets	Buildings	Total
<b>I - Gross carrying value</b>		
As at 1 April 2019	518.87	518.87
Additions	85.81	85.81
Disposals / Adjustments during the year	-	-
<b>As at 31 March 2020</b>	<b>604.68</b>	<b>604.68</b>
As at 1 April 2020	604.68	604.68
Additions	13.72	13.72
Disposals / Adjustments during the year	-	-
<b>As at 31 March 2021</b>	<b>618.40</b>	<b>618.40</b>
<b>II. Accumulated amortization and impairment</b>		
As at 1 April 2019	281.22	281.22
Charge for the year	173.68	173.68
Disposals / Adjustments during the year	-	-
<b>As at 31 March 2020</b>	<b>454.90</b>	<b>454.90</b>
As at 1 April 2020	454.90	454.90
Charge for the year	102.10	102.10
Disposals / Adjustments during the year	-	-
<b>As at 31 March 2021</b>	<b>557.00</b>	<b>557.00</b>
<b>Net carrying value as at 31 March 2021</b>	<b>61.40</b>	<b>61.40</b>
<b>Net carrying value as at 31 March 2020</b>	<b>149.78</b>	<b>149.78</b>

### 8 LOANS (Unsecured, considered good)

(Amount Rs. in Lakhs)

Particulars	As at 31 March 2021	As at 31 March 2020
<b>Non-current, at amortised cost</b>		
(a) Rental Deposits	441.80	385.40
(b) Security deposits	76.43	74.83
<b>Total</b>	<b>518.23</b>	<b>460.23</b>
<b>Current</b>		
(a) Rental Deposits		
- Others	135.90	229.84
<b>Total</b>	<b>135.90</b>	<b>229.84</b>



## Notes forming part of the Financial Statements for the Year Ended 31 March 2021

### 9 INCOME TAX

#### 9.1 Non-current tax assets

(Amount Rs. in Lakhs)


Particulars	As at 31 March 2021	As at 31 March 2020
Income tax payments made against returns filed / demands received (including taxes deducted at source)	2,174.87	3,827.24
Less: Provision for tax as carried for the respective years netted off against the payments made	(2,244.34)	(3,406.65)
<b>Tax receivable (net)</b>	<b>(69.47)</b>	<b>420.59</b>

#### 9.2 Income tax expense

(Amount Rs. in Lakhs)

Particulars	As at 31 March 2021	As at 31 March 2020
<b>(A.1) Income Tax recognised in statement of profit and loss</b>		
<b>(i) Current Tax:</b>		
- in respect of current year	258.80	619.50
- in respect of prior years (Refer Note 34 (iii))	563.78	-
<b>Total (A)</b>	<b>822.58</b>	<b>619.50</b>
<b>(ii) Deferred Tax:</b>		
- in respect of current year	(105.44)	6.22
Total (B)	(105.44)	6.22
<b>Total income tax expense recognised in profit and loss account (A+B)</b>	<b>717.14</b>	<b>625.72</b>
<b>(A.2) Income tax recognised in other Comprehensive income</b>		
Deferred tax related to items recognised in other comprehensive income during the year:		
- Remeasurement of defined benefit obligations	(0.02)	7.40
<b>Total</b>	<b>(0.02)</b>	<b>7.40</b>
Classification of income tax recognised in other comprehensive income		
- Income taxes related to items that will be reclassified to profit or loss	-	-
- Income taxes related to items that will not be reclassified to profit or loss	(0.02)	7.40
<b>Total</b>	<b>(0.02)</b>	<b>7.40</b>
<b>(A.3) Reconciliation of income tax expense and the accounting profit multiplied by Company's domestic tax rate:</b>		
Profit before tax	573.28	1,994.06
Income Tax using the Company's domestic Tax rate	144.29	501.90
Tax Effect of :		
- Effect of expenses that are non-deductible in determining taxable profit	9.07	8.86
- Adjustments recognised in current year in relation to current tax of prior years	563.78	-
- Change in Tax Rate	-	114.96
<b>Income Tax expense recognised in statement of profit or loss from continuing operations</b>	<b>717.14</b>	<b>625.72</b>

The tax rate used for the year ended 31 March 2021 and 31 March 2020 reconciliations above are the corporate tax rate of 25.17% payable by corporate entities in India on taxable profits under Indian Income Tax Laws.





## Notes forming part of the Financial Statements for the Year Ended 31 March 2021

### 10 DEFERRED TAXES

#### 10.1 Deferred Tax Balances

(Amount Rs. in Lakhs)

Particulars	As at 31 March 2021	As at 31 March 2020
The following is the analysis of the net deferred tax asset/ (liability) position as presented in the financial statements		
Deferred tax assets	954.14	848.72
Less: Deferred tax liabilities	-	-
<b>Deferred tax asset - net</b>	<b>954.14</b>	<b>848.72</b>

#### 10.2 Movement in Deferred Tax Balances

(Amount Rs. in Lakhs)


		For the Year Ended 31 March 2021			
Particulars	As at 1 April 2020	Charge/(Credit) recognised in			As at 31 March 2021
		Statement of Profit and Loss	Other Comprehensive Income	Directly in Other Equity	
Tax effect of items constituting (deferred tax liabilities)/ deferred tax assets					
Property, plant and equipment and Intangible assets	477.11	27.88	-	-	504.99
Financial assets at fair value through profit & loss	10.88	4.58	-	-	15.46
Employee Benefits	115.59	0.56	(0.02)	-	116.13
Provisions	38.38	23.96	-	-	62.34
Lease liabilities (Refer Note below)	74.63	0.00	-	-	74.63
Other items	132.13	48.46	-	-	180.59
Net Tax Asset /(Liabilities)	848.72	105.44	(0.02)	-	954.14

(Amount Rs. in Lakhs)

		For the Year Ended 31 March 2021			
Particulars	As at 1 April 2019	Charge/(Credit) recognised in			As at 31 March 2020
		Statement of Profit and Loss	Other Comprehensive Income	Directly in Other Equity	
Tax effect of items constituting (deferred tax liabilities)/ deferred tax assets					
Property, plant and equipment and Intangible assets	478.57	(1.46)	-	-	477.11
Financial assets at fair value through profit & loss	7.30	3.58	-	-	10.88
Employee Benefits	112.96	(4.77)	7.40	-	115.59
Provisions	55.97	(17.59)		-	38.38
Lease liabilities (Refer Note below)	86.34	(11.71)	-		74.63
Other items	106.40	25.73	-	-	132.13
<b>Net Tax Asset /(Liabilities)</b>	<b>847.54</b>	<b>(6.22)</b>	<b>7.40</b>	<b>-</b>	<b>848.72</b>

#### Note:

Opening balance of deferred tax on lease liabilities is on account of impact on transition to Ind AS 116 - Leases. Also, Refer Note 38.



## Notes forming part of the Financial Statements for the Year Ended 31 March 2021

### 11 OTHER ASSETS

(Amount Rs. in Lakhs)

Particulars	As at 31 March 2021	As at 31 March 2020
<b>Non-current</b>		
Capital Advances	71.81	-
<b>Total</b>	<b>71.81</b>	<b>-</b>
<b>Current</b>		
(a) Prepaid Expenses	17.62	39.74
(b) Advances to Suppliers	7.72	107.76
<b>Total</b>	<b>25.34</b>	<b>147.50</b>

### 12 INVENTORIES (at lower of cost and net realisable value)

(Amount Rs. in Lakhs)

Particulars	As at 31 March 2021	As at 31 March 2020
a) Traded Goods		
- Opticals	150.49	251.04
- Pharmaceutical Products	109.20	117.37
- Contact Lens and Accessories	19.83	27.44
(b) Surgical lens including other consumables (goods held for use in rendering services)	241.94	401.84
<b>Total</b>	<b>521.46</b>	<b>797.69</b>

#### Notes:


(Amount Rs. in Lakhs)

Particulars	For the Year Ended 31 March 2021	For the Year Ended 31 March 2020
1. The cost of inventories recognised as an expenses during the year	3,250.14	3,998.63
2. The cost of inventories recognised as an expense, includes write downs of inventory to net realisable value, amounting to	49.01	(1.30)
3. The mode of valuation of inventories has been stated in Note 3.11.		

### 13 TRADE RECEIVABLES

(Amount Rs. in Lakhs)

Particulars	For the Year Ended 31 March 2021	For the Year Ended 31 March 2020
<b>Current</b>		
(i) Unsecured, considered Good	1,093.62	811.05
Allowance for doubtful debts - considered good	(215.78)	(134.09)
<b>Total</b>	<b>877.84</b>	<b>676.96</b>



## Notes forming part of the Financial Statements for the Year Ended 31 March 2021

### 13.1 Credit period and risk

Significant portion of the Company's business is against receipt of advance. Credit is provided mainly to Insurance Companies, Corporate customers, customers with insurance coverage and customers covered by Government accorded health benefits. The Insurance Companies are required to maintain minimum reserve levels and pre-approve the insurance claim, Government undertakings and the Corporate Customers are enterprises with high credit ratings. Accordingly, the Company's exposure to credit risk in relation to trade receivables is low.

Trade receivables are non-interest bearing and are generally on terms of upto 30 days. Of the Trade Receivable as at 31 March 2021, Rs. 730.04 lakhs (As at 31 March 2020: Rs. 740.22 lakhs) are due from five (Previous year: eight) of the Company's customers i.e having more than 5% of the total outstanding trade receivable balance.

There are no other customers who represent more than 5% of the total balance of trade receivables.

No trade receivable are due from directors or other officers of the Company either severally or jointly with any other person. Nor any trade receivable are due from firms or private companies respectively in which any director is a partner, a director or a member.

### 13.2 Expected credit loss allowance

The Company has used a practical expedient by computing the expected loss allowance for trade receivables based on provision matrix. The provision matrix takes into account the historical credit loss experience and adjustments for forward looking information. The expected credit loss allowance is based on the ageing of the days the receivables are due and the rates as given in the provision matrix, considering the amounts due from the government undertakings and the other undertakings.


The provision matrix at the end of the reporting period (31 March 2021) is as follows:

Particulars	Expected Credit Loss (%)
Less than 90 days past due	8% to 10%
91-180 days past due	7% to 28%
181-270 days past due	26% to 31%
271-360 days past due	28% to 51%
361-450 days past due	29% to 100%
451-540 days past due	39% to 100%
541-630 days past due	54% to 100%
631-720 days past due	62% to 100%
721-810 days past due	78% to 100%
More than 810 days past due	100%

### Age of receivables

(Amount Rs. in Lakhs)

Particulars	As at 31 March 2021	As at 31 March 2020
Less than 90 days past due	774.66	520.38
91-180 days past due	69.89	54.60
181-270 days past due	27.88	63.45
271-360 days past due	16.02	48.19
361-450 days past due	48.38	24.37
451-540 days past due	45.65	16.44
541-630 days past due	55.10	18.85
More than 630 days past due	56.04	64.77
<b>Total</b>	<b>1,093.62</b>	<b>811.05</b>



## Notes forming part of the Financial Statements for the Year Ended 31 March 2021

### 13.3 Movement in the allowance for doubtful receivables (including expected credit loss allowance)

(Amount Rs. in Lakhs)

Particulars	2020-21	2019-20
Balance at beginning of the year	134.09	176.79
Add: Provision Created during the year	195.86	-
Less : Provision Utilised during the year	(114.17)	(42.70)
Movement in expected credit loss allowance on trade receivables calculated at lifetime expected credit losses	81.69	(42.70)
<b>Balance at end of the year</b>	<b>215.78</b>	<b>134.09</b>

During the current year, the Company has written-offs trade receivables balances amounting to Rs. 114.17 lakhs which are outstanding for more than 3 years as at 31 March 2021 and have utilised the existing allowances towards expected credit loss. The company does not expect to receive future cash flows/recoveries from trade receivables previously written off.

### 14 CASH AND BANK BALANCES

#### 14(a) Cash and cash equivalents


(Amount Rs. in Lakhs)

Particulars	As at 31 March 2021	As at 31 March 2020
(a) Cash on Hand	51.42	8.19
(b) Balances with Banks		
- In Current Accounts	901.00	413.69
- Fixed Deposits with maturity less than 3 months	1,200.00	200.00
<b>Total</b>	<b>2,152.42</b>	<b>621.88</b>

#### 14(b) Other Bank Balances

(Amount Rs. in Lakhs)

Particulars	As at 31 March 2021	As at 31 March 2020
(a) In Fixed Deposits		
- Under Lien (Refer Note (i) below)	57.21	52.96
(b) In Earmarked Accounts		
- Unpaid Dividend Accounts	9.89	13.47
<b>Total</b>	<b>67.10</b>	<b>66.43</b>
Note:		
(i) Deposit under Lien represents deposits placed for Bank Guarantees (maturity of less than 12 months) obtained by the Company from Banks towards:		
- Central Government Health Scheme (CGHS)	12.50	10.50
- Ex-Servicemen Contributory Health Scheme (ECHS)	15.50	15.75
- Southern Railways	4.50	4.50
- ICF	0.50	-
- National Savings Certificate	0.03	0.03
- Rajasthan Commercial Tax	23.68	21.68
- North Western Railways	0.50	0.50
<b>Total</b>	<b>57.21</b>	<b>52.96</b>



## Notes forming part of the Financial Statements for the Year Ended 31 March 2021

### 15 OTHER FINANCIAL ASSETS

(Unsecured, considered good)

(Amount Rs. in Lakhs)

Particulars	2020-21	2019-20
<b>Current, at amortised cost</b>		
(a) Interest accrued on fixed deposits	19.69	18.02
(b) Advances to Employees	20.72	3.13
Ⓒ Others		
- Receivable from Related Parties (Refer Note 36.4)	586.89	362.65
- Receivable from bank (Refer Note 15.1 below)	-	41.51
<b>Total</b>	<b>627.30</b>	<b>425.31</b>

15.1 According to the RBI Circular RBI/2019-20/186 dated 27 March 2020, RBI has permitted banks and financial institutions to provide a moratorium of up to 3 months of all payments due between 1 March 2020 and 31 May 2020. The Company had applied for moratorium on term loans taken from HDFC bank on 2 April 2020 and the bank had refunded the instalment of Rs. 41.51 lakhs (including interest of Rs. 9.99 lakhs) paid for the month of March 2020 on 1 May 2020. This was considered as an adjusting subsequent event for the year ended 31 March 2020 and the instalment paid for the month of March 2020 has been disclosed as "Receivable from bank" in Note 15 and duly adjusted against "Term loans from Banks" in Note 18 of the financial statements.

### 16 EQUITY SHARE CAPITAL


(Amount Rs. in Lakhs)

Particulars	As at 31 March 2021		As at 31 March 2020	
	Number of shares	Rs. in Lakhs	Number of shares	Rs. in Lakhs
<b>Authorised Share capital :</b>				
20,000,000 Equity shares of Rs. 10 each	2,00,00,000	2,000.00	2,00,00,000	2,000.00
<b>Issued and subscribed capital comprises:</b>				
4,700,000 fully paid equity shares of Rs. 10 each	47,00,000	470.00	47,00,000	470.00
<b>Total</b>		<b>470.00</b>		<b>470.00</b>

#### 16.1 Reconciliation of the Number of Shares and Amount Outstanding at the Beginning and at the End of the Reporting Period:

(Amount Rs. in Lakhs)

Particulars	As at 31 March 2021		As at 31 March 2020	
	Number of shares	Rs. in Lakhs	Number of shares	Rs. in Lakhs
Shares outstanding as at the beginning of the year	47,00,000	470.00	47,00,000	470.00
Add: Fresh issue of shares during the year	-	-	-	-
Less: Buy-back of shares during the year	-	-	-	-
Shares outstanding as at the end of the year	47,00,000	470.00	47,00,000	470.00



## Notes forming part of the Financial Statements for the Year Ended 31 March 2021

### 16.2 Terms / rights attached to Equity Shares :

The Company has only one class of equity shares having a par value of Rs. 10. Each holder is entitled to one vote per equity share. Dividends are paid in Indian Rupees. Dividend proposed by the Board of Directors, if any, is subject to the approval of the shareholders at the Annual General Meeting except in case of interim dividend. Repayment of capital will be in accordance with the terms of the Articles of Association and in proportion to the number of equity shares held.

### 16.3 Details of shares held by Dr. Agarwal's Health Care Limited (Holding Company)

(Amount Rs. in Lakhs)

Class of Shares	Number of Shares As at 31 March 2021	Number of Shares As at 31 March 2020
Equity Shares of Rs. 10/- each	33,72,408	33,72,408

### 16.4 Details of shares held by each shareholder holding more than 5% shares

(Amount Rs. in Lakhs)

Class of Shares	As at 31 March 2021		As at 31 March 2020	
	Number of shares held	% holding of equity shares	Number of shares held	% holding of equity shares
<b>Equity shares</b> Dr. Agarwal's Health Care Limited	33,72,408	71.75	33,72,408	71.75

## 17 OTHER EQUITY

(Amount Rs. in Lakhs)

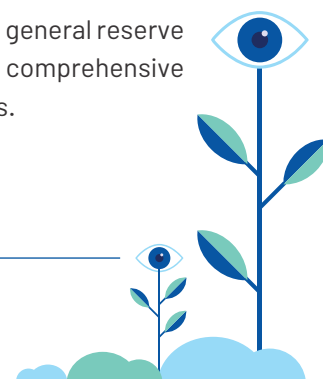
Particulars	Note	As at 31 March 2021	As at 31 March 2020
General reserve	17.1	83.00	83.00
Securities premium	17.2	551.00	551.00
Retained earnings	17.3	4,362.28	4,506.09
<b>Total</b>		<b>4,996.28</b>	<b>5,140.09</b>

### 17.1 General reserve

(Amount Rs. in Lakhs)

Particulars	As at 31 March 2021	As at 31 March 2020
Opening Balance	83.00	83.00
Add: Transferred from surplus in Statement of Profit and Loss	-	-
<b>Closing Balance</b>	<b>83.00</b>	<b>83.00</b>

The general reserve represents appropriation of retained earnings by transferring profits. As the general reserve is created by a transfer from one component of equity to another and is not an item of other comprehensive income, items included in the general reserve will not be reclassified subsequently to profit or loss.





## Notes forming part of the Financial Statements for the Year Ended 31 March 2021

### 17.2 Securities premium

(Amount Rs. in Lakhs)

Particulars	As at 31 March 2021	As at 31 March 2020
Opening Balance	551.00	551.00
Add : Premium on Shares issued during the Year	-	-
<b>Closing Balance</b>	<b>551.00</b>	<b>551.00</b>

Amounts received on issue of shares in excess of the par value has been classified as securities premium.

### 17.3 Retained earnings

(Amount Rs. in Lakhs)

Particulars	As at 31 March 2021	As at 31 March 2020
Opening Balance	4,506.09	3,454.77
<b>Adjustments</b>		
Transition Effect of Ind AS 116 adjustment (net of taxes)(Refer Note 38)	-	(210.17)
(Loss) / Profit attributable to owners of the Company	(143.86)	1,368.34
Dividends distributed to Equity Shareholders - NIL (Previous year: Rs. 1.50 per share)	-	(70.50)
Tax on Dividend	-	(14.35)
Other Comprehensive Income / (Loss)(Refer Note below)	0.05	(22.00)
<b>Closing Balance</b>	<b>4,362.28</b>	<b>4,506.09</b>

Retained earnings comprise of the Company's undistributed earnings after taxes.


#### Note:

In accordance with Notification G.S.R 404(E ), dated 6 April 2016, remeasurement of defined benefit plans is recognised as part of retained earnings.

### 18 NON-CURRENT BORROWINGS

(Amount Rs. in Lakhs)

Particulars	As at 31 March 2021	As at 31 March 2020
Borrowings measured at amortized cost:		
Secured borrowings : Term Loans (Refer Note (18.1) below)		
- From Banks	996.27	849.27
<b>Total</b>	<b>996.27</b>	<b>849.27</b>



## Notes forming part of the Financial Statements for the Year Ended 31 March 2021

### 18.1 Details of Term Loan from Banks / Others - Secured

The details of tenor, interest rate, repayment terms of the same are given below:

S.No.	Original Tenor (in Months)	Interest Rate	No. of Instalments outstanding as at 31 March 2021	Repayment Terms	Loan Amount As at 31 March 2021 Amount In Rs. Lakhs	Loan Amount As at 31 March 2020 Amount In Rs. Lakhs
I - Term Loans from HDFC Bank (Refer Note (i) & (ii) below)						
1	49	MCLR + 0.80%	32	Principal Monthly,	1,027.92	1,161.08
2	36	MCLR + 0.80%	19	Interest Monthly	67.06	84.20
			<b>Sub-Total</b>		<b>1,094.98</b>	<b>1,245.28</b>
II - GECL Loan from HDFC Bank (Refer Note (iii) below)						
1	48	MCLR + 0.80%	42	Principal Monthly, Interest Monthly	352.72	-
			<b>Sub-Total</b>		<b>352.72</b>	<b>-</b>
III - Vehicle Loans from ICICI Bank (Refer Note (iv) below)						
1	36	8.20%	0		-	3.34
			<b>Sub-Total</b>		<b>-</b>	<b>3.34</b>
IV - Vehicle Loans from Axis Bank (Refer Note (iv) below)						
1	60	9%	38	Principal Monthly, Interest Monthly	33.42	42.12
			<b>Sub-Total</b>		<b>33.42</b>	<b>42.12</b>
	<b>Total of borrowings from Banks</b>				<b>1,481.12</b>	<b>1,290.74</b>
	Less : Current Maturities of long-term borrowings (Refer Note 23)				(484.85)	(441.47)
	<b>Long-term Borrowings from Banks</b>				<b>996.27</b>	<b>849.27</b>

#### Notes:

(i) The details of Security provided against the Term Loans are as follows:

- First and exclusive charge on the entire current assets of the Company. (Refer Note 8,11,12,13,14,15)
- First and exclusive charge on the Plant and Machinery owned by the company other than those funded by other banks. (Refer Note 5)
- Pledge of 1,350,000 Shares of the Company held by Dr. Agarwal's Health Care Limited.
- Corporate Guarantee provided by Dr. Agarwal's Health Care Limited.
- Personal Guarantees of Dr. Amar Agarwal, Dr. Athiya Agarwal, Dr. Adil Agarwal, Dr. Anosh Agarwal, Dr. Ashar Agarwal, Dr. Ashvin Agarwal, being the promoter and relatives of the promoter.


(ii) The company during the year ended 31, March 2021 has opted for moratorium for the above Term Loans and accordingly, the tenor and instalments has been changed.

(iii) The Government of India under "Emergency Credit Line Guaranteed Scheme (ECLGS) has directed the banks to provide Guaranteed emergency Credit Line (GECL) by way of working capital term loan (WCTL). This facility is covered by 100% guarantee from NCGTC (National Credit Guarantee Trustee Company Ltd - Ministry of Finance). The amount sanctioned is INR 3.52 Crore with a moratorium period of 12 months, further Security provided against GECL loan are as follows:

- Personal Guarantees of Dr. Amar Agarwal, Dr. Athiya Agarwal, Dr. Adil Agarwal, Dr. Anosh Agarwal, Dr. Ashar Agarwal, Dr. Ashvin Agarwal, and Dr Agarwals Health Care limited

(iv) The loans are secured by hypothecation of respective vehicles financed by the Banks.

(v) During the year ended 31 March 2020, the company had transferred its debt facilities from SBI Bank to HDFC Bank.



## Notes forming part of the Financial Statements for the Year Ended 31 March 2021

### 19 PROVISIONS

(Amount Rs. in Lakhs)

Particulars	As at 31 March 2021	As at 31 March 2020
<b>Non-current</b>		
(a) Provision for Employee Benefits:		
- Gratuity Payable (Refer Note 35.3(b))	264.38	240.30
- Compensated Absences (Refer Note 35.2)	80.47	81.25
<b>Total Non-current</b>	<b>344.85</b>	<b>321.55</b>
<b>Current</b>		
(a) Provision for Employee Benefits:		
- Compensated Absences (Refer Note 35.2)	54.29	69.39
- Others	17.27	14.54
(b) Provision for Contingencies (Refer Note 19.1)	27.44	18.41
<b>Total Current</b>	<b>99.00</b>	<b>102.34</b>

**19.1** The Company carries a 'provision for contingencies' towards various claims against the Company not acknowledged as debts (Refer Note 34), based on Management's best estimate. The details are as follows:

(Amount Rs. in Lakhs)

Particulars	As at 31 March 2021	As at 31 March 2020
Opening Balance	18.41	15.43
Provision made during the year	9.03	2.98
Amounts Utilised during the year	-	-
Unused Amounts Reversed during the year	-	-
<b>Closing Balance</b>	<b>27.44</b>	<b>18.41</b>


**Note:**

Whilst the provision as at 31 March 2021 is considered as short term in nature, the actual outflow with regard to said matters depends on the exhaustion of remedies available under the law based on various developments. No recoveries are expected against the provision.

### 20 OTHER LIABILITIES

(Amount Rs. in Lakhs)

Particulars	As at 31 March 2021	As at 31 March 2020
<b>Current</b>		
(a) Gratuity Payable (Refer Note 35.3(b))	62.26	68.29
(b) Statutory Remittances	106.34	113.82
(c) Advances from Customers	172.88	37.44
<b>Total current liabilities</b>	<b>341.48</b>	<b>219.55</b>



## Notes forming part of the Financial Statements for the Year Ended 31 March 2021

### 21 CURRENT BORROWINGS

(Amount Rs. in Lakhs)

Particulars	As at 31 March 2021	As at 31 March 2020
(a) Loans Repayable on Demand		
(i) From Banks - Secured		
- Cash Credit Facility (Refer Note (i) to (iii))	526.13	474.83
(ii) Short Term Borrowings (Refer Note (iv))	155.56	-
<b>Total</b>	<b>681.69</b>	<b>474.83</b>

#### Notes :

(i) The details of interest rate, repayment and other terms of the Short Term Borrowings are as follows:

(Amount Rs. in Lakhs)

Type	Name of the Party	Interest Rate	Repayment Terms	As at 31 March 2021	As at 31 March 2020
Cash Credit facility from Bank	HDFC	MCLR + 0.80%	On Demand	526.13	474.83
HDFC Adhoc Loan	HDFC	MCLR + 1.95%	Principal Monthly, Interest Monthly	155.56	-

(ii) The Cash credit facility availed by the Company as at 31 March 2021 is secured by the following:

- First and exclusive charge on the entire current assets of the Company. (Refer Note 8,11,12,13,14,15)
- First and exclusive charge on the Plant and Machinery owned by the company other than those funded by other banks. (Refer Note 5)
- Pledge of 1,350,000 shares of the Company held by Dr. Agarwal's Health Care Limited.
- Corporate Guarantee provided by Dr. Agarwal's Health Care Limited.
- Personal Guarantees of Dr. Amar Agarwal, Dr. Athiya Agarwal, Dr. Adil Agarwal, Dr. Anosh Agarwal, Dr. Ashar Agarwal and Dr. Ashvin Agarwal being the promoter and relatives of the promoter.

(iii) During the year ended 31 March 2020, the company had transferred its debt facilities from SBI Bank to HDFC Bank.


(iv) The adhoc limit of INR 7 Cr was provided to the company during the year ended 31 March 2021 and it is secured by:

- Personal Guarantees of Dr. Adil Agarwal, Dr. Anosh Agarwal, being the promoter.
- Current asset of the company including stock
- Book debts and Plant and Machinery owned by the company other than funded by other Banks/NBFC's

### 22 TRADE PAYABLES

(Amount Rs. in Lakhs)

Particulars	As at 31 March 2021	As at 31 March 2020
Current		
- Dues of Micro Enterprises and Small Enterprises (Refer Note 32)	-	-
- Dues of Creditors Other than Micro Enterprises and Small Enterprises	1,782.52	1,350.41
<b>Total</b>	<b>1,782.52</b>	<b>1,350.41</b>



## Notes forming part of the Financial Statements for the Year Ended 31 March 2021

### 23 OTHER FINANCIAL LIABILITIES

(Amount Rs. in Lakhs)

Particulars	As at 31 March 2021	As at 31 March 2020
Current		
(a) Payables towards purchase of Property, Plant and Equipment	646.65	406.25
(b) Current Maturities of Long-Term Borrowings		
- from Banks - Secured (Refer Note 18.1)	484.85	441.47
(c) Interest Accrued on Borrowings		
- from Banks But not due on borrowing	8.43	26.76
(d) Unpaid Dividends	9.89	13.47
<b>Total</b>	<b>1,149.82</b>	<b>887.95</b>

### 24 REVENUE FROM OPERATIONS

(Amount Rs. in Lakhs)

Particulars	For the Year Ended 31 March 2021	For the Year Ended 31 March 2020
(a) Sale of Products (Refer Note 24.1(i) below)	3,329.89	4,332.77
(b) Sale of Services (Refer Note 24.1(ii) below)	10,626.25	13,191.66
(c) Other Operating Revenues	24.76	70.97
<b>Total</b>	<b>13,980.90</b>	<b>17,595.40</b>


#### 24.1 Disaggregation of the revenue information

The tables below presents disaggregated revenues from contracts with customers for the year ended 31 March 2021. The Company believes that this disaggregation best depicts how the nature, amount, timing and uncertainty of our revenues and cash flows are affected by industry, market and other economic factors.

##### (i) Sale of Products comprises the following:

(Amount Rs. in Lakhs)

Particulars	For the Year Ended 31 March 2021	For the Year Ended 31 March 2020
Traded Goods :		
(i) Opticals	2,102.83	2,774.60
(ii) Pharmaceutical Products	1,119.48	1,365.84
(iii) Contact Lens and Accessories	85.63	177.16
(iv) Sale of Food Items	21.95	15.17
<b>Total - Sale of Products</b>	<b>3,329.89</b>	<b>4,332.77</b>



## Notes forming part of the Financial Statements for the Year Ended 31 March 2021

### (ii) Sale of Services comprises the following:

(Amount Rs. in Lakhs)

Particulars	For the Year Ended 31 March 2021	For the Year Ended 31 March 2020
(i) Income from Surgeries	8,491.53	10,767.05
(ii) Income from Consultation	774.83	828.62
(iii) Income from Treatments and Investigations	1,359.89	1,595.99
<b>Total - Sale of Services</b>	<b>10,626.25</b>	<b>13,191.66</b>

The services are rendered to various patients and there are no patients who represent more than 10% of the total revenue. However, the Hospital also serves patients who are covered under insurance/health schemes run by insurance companies, corporates and the central/state government agencies, wherein the services rendered to the patient is on credit to be reimbursed by the said insurance company, corporate or government agency.

### 24.2 Trade Receivables and Contract Balances

The company classifies the right to consideration in exchange for deliverables as receivable.

A receivable is a right to consideration that is unconditional upon passage of time. Revenue is recognized as and when the related goods / services are delivered / performed to the customer.

Trade receivable are presented net of impairment in the Balance Sheet.

Contract liabilities include payments received in advance of performance under the contract, and are realized with the associated revenue recognized under the contract.

### 24.3 Performance obligations and remaining performance obligations

The remaining performance obligation disclosure provides the aggregate amount of the transaction price yet to be recognised as at the end of the reporting period and an explanation as to when the Company expects to recognise these amounts in revenue. Applying the practical expedient as given in IND AS - 115, the Company has not disclosed information about remaining performance obligations in contracts where the original contract duration is one year or less or where the entity has the right to consideration that corresponds directly with the value of entity's performance completed to date.

### 25 OTHER INCOME


(Amount Rs. in Lakhs)

Particulars	For the Year Ended 31 March 2021	For the Year Ended 31 March 2020
(a) Interest Income - Bank Deposits	7.35	6.55
(b) Interest income - Other Financial Asset at amortised cost	5.89	39.80
(c) Net gain on termination of right-of-use assets	-	41.90
(d) Allowance for Expected Credit Losses - Written Back	-	42.70
(e) Income from Business Support Services (Refer Note 36.2)	51.67	103.22
(f) Miscellaneous Income	15.72	30.64
<b>Total</b>	<b>80.63</b>	<b>264.81</b>

### 26 PURCHASE OF STOCK IN TRADE

(Amount Rs. in Lakhs)

Particulars	For the Year Ended 31 March 2021	For the Year Ended 31 March 2020
(a) Opticals	760.09	1,217.47
(b) Pharmaceuticals Products	682.87	929.91
(c) Contact Lens and Accessories	52.00	100.78
(d) Provisions - Food Items	13.37	10.55
<b>Total</b>	<b>1,508.33</b>	<b>2,258.71</b>





## Notes forming part of the Financial Statements for the Year Ended 31 March 2021

### 27 CHANGES IN INVENTORIES OF STOCK IN TRADE

#### A. Inventories at the beginning of the year:

(Amount Rs. in Lakhs)

Particulars	For the Year Ended 31 March 2021	For the Year Ended 31 March 2020
(a) Opticals	251.04	194.72
(b) Pharmaceuticals Products	117.37	123.43
(c) Contact Lens and Accessories	27.44	22.56
<b>Total (A)</b>	<b>395.85</b>	<b>340.71</b>

#### B. Inventories at the end of the year:

(Amount Rs. in Lakhs)

Particulars	For the Year Ended 31 March 2021	For the Year Ended 31 March 2020
(a) Opticals	150.49	251.04
(b) Pharmaceuticals Products	109.20	117.37
(c) Contact Lens and Accessories	19.83	27.44
<b>Total (B)</b>	<b>279.52</b>	<b>395.85</b>
<b>Total (A) - (B)</b>	<b>116.33</b>	<b>(55.14)</b>

### 28 EMPLOYEE BENEFITS EXPENSE


(Amount Rs. in Lakhs)

Particulars	For the Year Ended 31 March 2021	For the Year Ended 31 March 2020
(a) Salaries and Bonus	2,922.45	3,215.74
(b) Contributions to Provident and Other Funds (Refer Note 35)	221.02	234.90
(c) Staff Welfare Expenses	73.67	112.44
<b>Total</b>	<b>3,217.14</b>	<b>3,563.08</b>

### 29 FINANCE COSTS

(Amount Rs. in Lakhs)

Particulars	For the Year Ended 31 March 2021	For the Year Ended 31 March 2020
(a) Interest on Loan		
(i) On Term Loans	180.82	254.41
(ii) On Others	14.19	42.02
(b) Interest on delayed remittance of statutory dues	-	5.58
(c) Other Borrowing Costs - Corporate Guarantee charges (Refer Note 36.2)	21.64	30.66
(d) Interest on Lease Liability (Refer Note 38)	418.09	436.97
<b>Total</b>	<b>634.74</b>	<b>769.64</b>



## Notes forming part of the Financial Statements for the Year Ended 31 March 2021

### 30 DEPRECIATION & AMORTISATION


(Amount Rs. in Lakhs)

Particulars	For the Year Ended 31 March 2021	For the Year Ended 31 March 2020
(a) Depreciation on property, plant and equipment (Refer Note 5)	1,087.87	1,185.24
(b) Depreciation on right-of-use assets (Refer Note 6 & 38)	719.98	764.60
(c) Amortisation of intangible assets (Refer Note 7)	102.10	173.68
<b>Total</b>	<b>1,909.95</b>	<b>2,123.52</b>

### 31 OTHER EXPENSES

(Amount Rs. in Lakhs)

Particulars	For the Year Ended 31 March 2021	For the Year Ended 31 March 2020
(a) Consultancy Charges	2,205.06	2,514.59
(b) Surgical lens including other consumables	1,625.48	1,795.06
(c) Power and Fuel	200.50	235.06
(d) Water Consumption	9.03	18.28
(e) Rent (Refer Note 36.2 & Note 38)	317.81	268.98
(f) Repairs & Maintenance	-	-
- Equipments	130.64	195.81
- Others	134.45	174.08
(g) Hospital Maintenance Charges	300.31	199.56
(h) Brokerage and Commission	1.07	0.12
(i) Insurance	16.06	14.43
(j) Rates and Taxes	5.54	45.78
(k) Communication	72.59	114.04
(l) Travelling and Conveyance	103.30	338.35
(m) Printing and Stationery	90.93	117.16
(n) Legal and Professional Charges	123.23	144.95
(o) Software Maintenance Charges	66.75	79.51
(p) Business Promotion and Entertainment	97.81	246.56
(q) Marketing Expenses	180.35	456.45
(r) Payments to Auditors (Refer Note 31.1 below)	35.49	38.25
(s) Bank Charges	61.26	89.37
(t) Net Loss on Foreign Currency Transactions and Translation	0.82	0.06
(u) Expenditure on Corporate Social Responsibility (CSR) (Refer Note 31.2 below)	34.10	28.15
(v) Loss on sale of Property, Plant & Equipment (Net)	2.04	11.95
(w) Allowance for Expected Credit Losses	310.03	-
Less: Bad debts written off	-114.17	-
	195.86	-
(x) Miscellaneous Expenses	91.28	79.79
<b>Total</b>	<b>6,101.76</b>	<b>7,206.34</b>



## Notes forming part of the Financial Statements for the Year Ended 31 March 2021

### 31.1 Payments to the Auditors Comprises :

(Amount Rs. in Lakhs)

Particulars	For the Year Ended 31 March 2021	For the Year Ended 31 March 2020
As Auditors:		
- For Statutory Audit and Limited Review	34.00	34.00
- For Tax Audit	-	-
- Goods and Service Tax	1.18	3.73
- Reimbursement of Expenses	0.31	0.52
<b>Total</b>	<b>35.49</b>	<b>38.25</b>

### 31.2 Details of Corporate Social Responsibility expenditure

The Company identifies and incurs expenses towards Corporate Social Responsibility ('CSR'), in accordance with its CSR Policy in compliance of Section 135 of the Companies Act, 2013 read with relevant schedule and rules made thereunder. The necessary disclosures are as below:

(Amount Rs. in Lakhs)


Particulars	For the Year Ended 31 March 2021	For the Year Ended 31 March 2020
(i) Gross amount required to be spent by the Company during the year [Determined in accordance with the notification as issued by the Ministry of Corporate Affairs]	33.92	28.15
(ii) Amount spent during the financial year		
a) Construction or acquisition of any asset	-	-
b) On purpose other than (a) above		
- Paid	34.10	28.15
- Yet to be Paid	-	-

### 32 Disclosures required under Section 22 of the Micro, Small and Medium Enterprises Development Act, 2006

(Amount Rs. in Lakhs)

Particulars	As at 31 March 2021	As at 31 March 2020
(i) Principal amount remaining unpaid to any supplier as at the end of the accounting year	-	-
(ii) Interest due thereon remaining unpaid to any supplier as at the end of the accounting year	-	-
(iii) The amount of interest paid along with the amounts of the payment made to the supplier beyond the appointed day	-	-
(iv) The amount of interest due and payable for the year	-	-
(v) The amount of interest accrued and remaining unpaid at the end of the accounting year	-	-
(vi) The amount of further interest due and payable even in the succeeding year, until such date when the interest dues as above are actually paid	-	-

\*Dues to Micro and Small Enterprises have been determined to the extent such parties have been identified on the basis of information collected by the Management.



## Notes forming part of the Financial Statements for the Year Ended 31 March 2021

### 33 Capital Commitments

(Amount Rs. in Lakhs)

Particulars	As at 31 March 2021	As at 31 March 2020
(I) the estimated amount of contracts remaining to be executed on Capital Account, net of advances and not provided for	43.55	25.13

### 34 Contingent Liabilities

(Amount Rs. in Lakhs)

Particulars	As at 31 March 2021	As at 31 March 2020
Consumer Claims against the Company not acknowledged as debt	166.94	104.30
Income Tax demands - Disputed	-	602.27

Notes:

(i) Based on Professional Advice / Management's assessment of all the above claims, the Company expects a favourable decision in respect of the above claims and hence no specific provision has been considered for the above claims. Also refer Note 19.1.

(ii) The amounts shown above represent the best possible estimates arrived at on the basis of the available information. The uncertainties and possible reimbursement are dependent on the outcome of the various legal proceedings which have been initiated by the Company or the Claimants, as the case may be and, therefore, cannot be predicted accurately.

(iii) During the current year ended 31 March 2021, the company has filed Form-1 & Form-2 under the Direct Tax Vivad Se Vishwas Act, 2020 with DCIT- 1 Chennai, for the assessment years 2009-10 to 2014-15 and based on the submissions made under the scheme, the Company has evaluated and made a provision of Rs.420.16 lakhs. Further, the company has made provision towards long outstanding tax assets aggregating to Rs.133.28 lakhs and towards TDS receivables of Rs. 10.34 lakhs. The above provisions are included under provision for tax relating to earlier years in the year ended 31 March 2021.

### 35 Employee Benefits

#### 35.1 Defined Contribution plans

(a) The Company makes Provident and Pension Fund contributions, which is a defined contribution plan, for qualifying employees. Additionally, the Company also provides, for covered employees, health insurance through the Employee State Insurance scheme. Under the Schemes, the Company is required to contribute a specified percentage of the payroll costs to fund the benefits. The contributions payable to these plans by the Company are at rates specified in the rules of the schemes.

(b) Expenses recognised :

(Amount Rs. in Lakhs)

Particulars	For the Year Ended 31 March 2021	For the Year Ended 31 March 2020
(I) included under 'Contributions to Provident and Other Funds (Refer Note 28)		
Contributions to provident and pension funds	141.33	158.83
(ii) Included under 'Staff Welfare Expenses (Refer Note 28)		
Contributions to Employee State Insurance	28.38	36.38



## Notes forming part of the Financial Statements for the Year Ended 31 March 2021

### 35.2 Compensated Absences

(Amount Rs. in Lakhs)

Particulars	For the Year Ended 31 March 2021	For the Year Ended 31 March 2020
(a) Included under 'Salaries and Bonus' (Refer Note 28)	(15.88)	37.42

(Amount Rs. in Lakhs)

Particulars	As at 31 March 2021	As at 31 March 2020
<b>(b) Net asset / (liability) recognised in the Balance Sheet</b>	<b>(134.76)</b>	<b>(150.64)</b>
Current portion of the above	(54.29)	(69.39)
Non - current portion of the above	(80.47)	(81.25)

The Key Assumptions used in the computation of provision for compensated absences are as given below:

Particulars	2020-21	2019-20
Discount Rate (% p.a)	5.20%	5.55%
Future Salary Increase (% p.a)	6.00%	6.00%

### 35.3 Defined benefit plans


The Company operates a gratuity plan covering qualifying employees. The benefit payable is calculated as per the Payment of Gratuity Act, 1972 and the benefit vests upon completion of five years of continuous service and once vested it is payable to employees on retirement or on termination of employment. In case of death while in service, the gratuity is payable irrespective of vesting. The Company makes annual contribution to the group gratuity scheme administered by the Life Insurance Corporation of India.

In respect of the plan, the most recent actuarial valuation of the plan assets and the present value of the defined benefit obligation were carried out as at 31 March 2021 by Kapadia Actuaries & Consultants, Fellow of the Institute of Actuaries of India. The present value of the defined benefit obligation, and the related current service cost and paid service cost, were measured using the projected unit cost credit method.

**(a) Amount recognised in the statement of profit & loss (including other comprehensive income) in respect of the defined benefit plan are as follows :**

(Amount Rs. in Lakhs)

Particulars	For the Year Ended 31 March 2021	For the Year Ended 31 March 2020
<b>Amounts recognised in Statement of Profit &amp; Loss in respect of these defined benefit plans are as follows:</b>		
Service Cost [Refer Note(i) below] :		
- Current Service Cost	64.46	60.74
- Net interest expense	15.23	15.34
<b>Components of defined benefit costs recognised in the Statement of Profit and Loss</b>	<b>79.69</b>	<b>76.08</b>
<b>Remeasurement on the net defined benefit liability:</b>		
Return on plan assets (excluding amount included in net interest expense)	0.84	1.52



## Notes forming part of the Financial Statements for the Year Ended 31 March 2021

(Amount Rs. in Lakhs)

Particulars	For the Year Ended 31 March 2021	For the Year Ended 31 March 2020
Actuarial gains and loss arising from changes in financial assumptions	5.00	15.39
Actuarial gains and loss arising from changes in demographic assumptions	-	(0.02)
Actuarial gains and loss arising from experience adjustments	(5.91)	12.51
<b>Components of defined benefit costs recognised in other comprehensive income</b>	<b>(0.07)</b>	<b>29.40</b>
<b>Total defined benefit cost recognised in Statement of Profit and Loss and Other Comprehensive Income</b>	<b>79.62</b>	<b>105.48</b>

- (i) The current service cost and interest expense for the year are included in Note 28 - "Employee Benefit Expenses" in the statement of profit & loss under the line item "Contribution to Provident and Other Funds"
- (ii) The remeasurement of the net defined benefit liability is included in other comprehensive income.

**(b) Amount recognised in the statement of profit & loss (including other comprehensive income) in respect of the defined benefit plan are as follows :**


(Amount Rs. in Lakhs)

Particulars	As at 31 March 2021	As at 31 March 2020
<b>Net Asset/(Liability) recognised in the Balance Sheet</b>		
1. Present value of defined benefit obligation	521.40	487.21
2. Fair value of plan assets	194.76	178.62
<b>Net asset / (liability) recognised in the Balance Sheet</b>	<b>(326.64)</b>	<b>(308.59)</b>
Current portion of the above	62.26	68.29
Non - current portion of the above	264.38	240.30

**c) Movement in the present value of the defined benefit obligation are as follows :**

(Amount Rs. in Lakhs)

Particulars	For the Year Ended 31 March 2021	For the Year Ended 31 March 2020
<b>Present value of defined benefit obligation at the beginning of the year</b>	487.21	411.37
Expenses Recognised in Statement of Profit and Loss:		
- Current Service Cost	64.46	60.73
- Interest Expense (Income)	23.29	24.02
Recognised in Other Comprehensive Income:		
Remeasurement gains / (losses)		
- Actuarial Gain (Loss) arising from:		
i. Demographic Assumptions	-	(0.02)
ii. Financial Assumptions	5.00	15.39
iii. Experience Adjustments	(5.91)	12.51
Benefit payments	(52.65)	(36.79)
<b>Present value of defined benefit obligation at the end of the year</b>	<b>521.40</b>	<b>487.21</b>





## Notes forming part of the Financial Statements for the Year Ended 31 March 2021

### (d) Movement in fair value of plan assets are as follows :

(Amount Rs. in Lakhs)

Particulars	For the Year Ended 31 March 2021	For the Year Ended 31 March 2020
<b>Fair value of plan assets at the beginning of the year</b>	178.62	153.76
Expenses Recognised in Statement of Profit and Loss:		
- Expected return on plan assets	8.06	8.67
Recognised in Other Comprehensive Income:		
Remeasurement gains / (losses)		
- Actuarial gains and loss arising from changes in financial assumptions	(0.84)	(1.52)
- Return on plan assets (excluding amount included in net interest expense)	-	-
Contributions by employer	61.57	54.50
Benefit payments	(52.65)	(36.79)
<b>Fair value of plan assets at the end of the year</b>	<b>194.76</b>	<b>178.62</b>

### (e) The fair value of plan assets plan at the end of the reporting period are as follows:

(Amount Rs. in Lakhs)

Particulars	For the Year Ended 31 March 2021	For the Year Ended 31 March 2020
Investment Funds with Insurance Company		
- Life Insurance Corporation of India	194.76	178.62

(i) The plan assets comprise insurer managed funds. None of the assets carry a quoted market price in active market or represent the entity's own transferable financial instruments or property occupied by the entity.

(f) The Actual return on plan asset for the year ended 31 March 2021 was Rs. 7.22 lakhs ( For the year ended - 31 March 2020: Rs. 7.16 lakhs).

### (g) Actuarial assumptions

#### Investment Risk:

The present value of defined benefit plan liability is calculated using a discount rate which is determined by reference to the prevailing market yields of Indian government securities as at the balance sheet date for the estimated term of the obligations.

#### Interest Risk:


A decrease in the yield of Indian government securities will increase the plan liability.

#### Longevity Risk

The present value of the defined benefit plan liability is calculated by reference to the best estimate of the mortality of plan participants both during and after their employment. An increase in the life expectancy of the plan participants will increase the plan's liability.

#### Salary Risk:

The present value of the defined benefit plan liability is calculated by reference to the future salaries. In particular, there is a risk for the Company that any adverse salary growth can result in an increase in cost of providing these benefits to employees in future.



## Notes forming part of the Financial Statements for the Year Ended 31 March 2021

### The principal assumptions used for the purpose of actuarial valuation were as follows :

(Amount Rs. in Lakhs)

Particulars	As at 31 March 2021	As at 31 March 2020
Discount rate	5.20%	5.55%
Expected rate of salary increase	6.00%	6.00%
Expected return on plan assets	5.20%	5.55%
Expected Attrition rate based on Past Service (PS)(% p.a)	28%	28%
Mortality	Indian Assured Lives (2012-2014)	Indian Assured Lives (2012-2014)

1. The discount rate is based on the prevailing market yields of Indian Government securities as at balance sheet date for the estimated term of the obligation.
2. The estimates of future salary increases considered takes into account the inflation, seniority, promotion and other relevant factors.
3. In order to protect the capital and optimize returns within acceptable risk parameters, the plan assets are maintained with an insurer managed fund (maintained by the Life Insurance Corporation ("LIC")) and is well diversified.

### Sensitivity Analysis

The benefit obligation results of a such a scheme are particularly sensitive to discount rate, longevity risk, salary growth and employee attrition, if the plan provision do provide for such increases on commencement of pension. The following table summarizes the impact in financial terms on the reported defined benefit obligation at the end of the reporting period arising on account changes in these four key parameters:

(Amount Rs. in Lakhs)

Impact on the Defined benefit Obligation	As at 31 March 2021	As at 31 March 2020
<b>(i) Discount Rate</b>		
Increase by 100 bps	(14.00)	(12.90)
Decrease by 100 bps	14.90	13.75
<b>(ii) Mortality Rate</b>		
Increase by 10%	0.02	0.02
<b>(iii) Salary growth rate</b>		
Increase by 100 bps	13.14	11.93
Decrease by 100 bps	(12.50)	(11.63)
<b>(iv) Attrition rate</b>		
Increase by 100 bps	(0.29)	(0.28)
Decrease by 100 bps	0.29	0.27

These sensitivities have been calculated to show the movement in defined benefit obligation in isolation and assuming there are no other changes in market conditions at the accounting date. The sensitivity analysis presented above may not be representative of the actual change in the defined benefit obligations as it is unlikely that the change in assumptions would occur in isolation of one another as some of the assumptions may be correlated.

Furthermore in presenting the above sensitivity analysis the present value of defined benefit obligation has been calculated using the projected unit credit method at the end of the reporting period which is the same as that applied in calculating the defined benefit obligation liability recognised in the balance sheet.

There is no change in the methods and assumptions used in preparing the sensitivity analysis from the prior years.



## Notes forming part of the Financial Statements for the Year Ended 31 March 2021

### (h) Asset Liability Matching Strategies

The Company has purchased insurance policy, which is basically a year-on-year cash accumulation plan in which the interest rate is declared on yearly basis and is guaranteed for a period of one year. The insurance Company, as part of the policy rules, makes payment of all gratuity liability occurring during the year (subject to sufficiency of funds under the policy). The policy, thus, mitigates the liquidity risk. However, being a cash accumulation plan, the duration of assets is shorter compared to the duration of liabilities. Thus, the Company is exposed to movement in interest rate (in particular, the significant fall in interest rates, which should result in a increase in liability without corresponding increase in the asset).

### (i) Effect of Plan on Entity's Future Cash Flows

#### a) Funding Arrangements and Funding Policy

The Company has purchased an insurance policy to provide for payment of gratuity to the employees. Every year, the insurance Company carries out a funding valuation based on the latest employee data provided by the Company. Any deficit in the assets arising as a result of such valuation is funded by the Company.

b) The Company expects to make a contribution of Rs. 62.26 lakhs during the next financial year.

c) The weighted average duration of the benefit obligation as at 31 March 2021 is 3.10 years (as at 31 March 2020 is 3.16 years)

d) Maturity profile of defined benefit obligation:


Expected cash flows over the next (valued on undiscounted basis):	Amount in Rs. Lakhs
Within 1 year	174.62
2 to 5 years	295.80
6 to 10 years	109.71
more than 10 years	-

### (j) Experience Adjustments\*

(Amount Rs. in Lakhs)

Particulars	2020-21	2019-20	2018-19	2017-18	2016-17
Defined Benefit Obligations	521.40	487.21	411.37	283.48	255.51
Plan Assets	194.76	178.62	153.76	138.18	155.83
Surplus / (Deficit)	(326.64)	(308.59)	(257.61)	(145.30)	(99.68)
Experience Adjustments on Plan Liabilities	(5.91)	12.51	92.85	41.22	26.20
Experience Adjustments on Plan Assets	-	-	-	-	-

\*Experience adjustments related to prior years have been disclosed based on the information to the extent available.




## Notes forming part of the Financial Statements for the Year Ended 31 March 2021

### 36 Related Party Disclosure

#### 36.1 Names of Related Parties and Nature of Relationships

	Nature of Relationship	2020-21	2019-20
(i)	holding Company	Dr. Agarwal's Health Care Limited (AHCL)	Dr. Agarwal's Health Care Limited (AHCL)
(ii)	Fellow Subsidiaries	Orbit Healthcare Services (Murtius) Limited Orbit Healthcare Services International Operations Limited Orbit Health care services (Tanzania) Limited Orbit Healthcare Services Limited, Rwanda Orbit Healthcare Services Ghana Limited	Orbit Healthcare Services (Murtius) Limited Orbit Healthcare Services International Operations Limited Orbit Health care services (Tanzania) Limited Orbit Healthcare Services Limited, Rwanda Orbit Healthcare Services Ghana Limited
(iii)	Associate entities of the Holding Company	IdeaRx Services Private Limited	IdeaRx Services Private Limited
(iv)	Entities with significant influence over the Holding Company	Value Growth Investment Holdings PTE Ltd Claymore Investments (Mauritius) Pte. Ltd	Value Growth Investment Holdings PTE Ltd Claymore Investments (Mauritius) Pte. Ltd
(v)	Enterprise over which the Key Management Personnel (of the Company and the Holding Company) is in a position to exercise control/ joint control	Dr. Agarwal's Eye Institute Dr. Agarwal's Eye Institute Private Limited Maatrum Technologies and Legal Ventures Private Limited Orbit International	Dr. Agarwal's Eye Institute Dr. Agarwal's Eye Institute Private Limited Maatrum Technologies and Legal Ventures Private Limited Orbit International




## Notes forming part of the Financial Statements for the Year Ended 31 March 2021

	Nature of Relationship	2020-21	2019-20
(vi)	Key Management Personnel of the Company and the Holding Company	Dr. Amar Agarwal, Managing Director Dr. Athiya Agarwal, Wholetime Director Mr. Trichur Ramasubramanian Ramachandran Mr. Sanjay Dharambir Anand Dr. Ashvin Agarwal Dr. Ashar Agarwal Dr. Adil Agarwal Dr. Anosh Agarwal Ms. Saradha Govindarajan (upto 31 July 2020) Ms. Jully H Jivani Ms. Lakshmi Subramanian  Mr. Shiv Agrawal (AHCL) Mr. Mithun Padamchand Sacheti (AHCL) Mr. Suresh Eshwara Prabhala (AHCL) Mr. Venkatesh Ratnasami (AHCL) "Mr. Balakrishnan Venkataraman (AHCL)"  Mr. Udhay Davey (Group CFO) (w.e.f 02 December 2020)	Dr. Amar Agarwal, Managing Director Dr. Athiya Agarwal, Whole-time Director Mr. Trichur Ramasubramanian Ramachandran Mr. Sanjay Dharambir Anand Dr. Ashvin Agarwal Dr. Ashar Agarwal Dr. Adil Agarwal Dr. Anosh Agarwal Ms. Saradha Govindarajan Ms. Jully H Jivani (w.e.f 3 June 2019) "Ms. Lakshmi Subramanian (w.e.f 03 June 2019)" Mr. Shiv Agrawal (AHCL) Mr. Mithun Padamchand Sacheti (AHCL) Mr. Suresh Eshwara Prabhala (AHCL) Mr. Venkatesh Ratnasami (AHCL) "Mr. Balakrishnan Venkataraman (AHCL) (w.e.f 03 September 2019)"

\*Related party relationships are as identified by the Management and relied upon by the auditors.

### 36.2 Transactions carried out with related parties referred to above in the ordinary course of business during the Year:

Particulars	Related Party	Amount in Rs. Lakhs 2020-21	Amount in Rs. Lakhs 2019-20
<b>Transactions during the Year</b>			
<b>Revenue</b>			
Sale of product - Opticals	Advanced Eye Institute Private Limited	4.11	-
Other Income - Business support service	Dr. Agarwal's Health Care Limited	51.67	103.22
<b>Expenses</b>			
Rent	Dr. Ashvin Agarwal - Guesthouse	31.06	29.89
	Dr. Ashar Agarwal - Guesthouse	48.37	33.07
Business Promotion expenses	Dr. Agarwal's Health Care Limited	-	13.50
Other Expenses	Dr. Agarwal's Health Care Limited	-	26.65
Purchases	IdeaRx Services Private Limited	433.02	408.50
Purchases of Asset	Elisar Life Sciences Private Limited	40.04	-
Corporate Gurantee charges	Dr. Agarwal's Health Care Limited	21.64	30.66
<b>Recovery of Expenses</b>			
Salary	Dr. Agarwal's Health Care Limited	96.59	204.33
Consultancy Charges	Dr. Agarwal's Health Care Limited	22.33	-
Interest	Dr. Agarwal's Health Care Limited	3.42	3.36
Software maintenance expenses	Dr. Agarwal's Health Care Limited	54.67	48.67
<b>Others</b>			
Recovery of Rental Deposits	Dr. Agarwal's Eye Institute	-	417.37
Dividend Paid	Dr. Agarwal's Health Care Limited	-	50.59
	Dr. Sunita Agarwal	-	1.92
	Mr. Sanjay Anand	-	0.19



## Notes forming part of the Financial Statements for the Year Ended 31 March 2021

### Notes:


- (i) The Company accounts for costs incurred by / on behalf of the Related Parties based on the actual invoices / debit notes raised and accruals as confirmed by such related parties. The Related Parties have confirmed to the Management that as at 31 March 2021 and 31 March 2020, there are no further amounts payable to / receivable from them, other than as disclosed above. The Company incurs certain costs on behalf of other companies in the group. These costs have been allocated/recovered from the group companies on a basis mutually agreed to with the group companies.
- (ii) Dr. Agarwal's Health Care Limited has provided Corporate Guarantees amounting to Rs. 2,360 lakhs to HDFC (Previous year : Rs. 2,714 lakhs to SBI) for the loans taken by the Company. Further, 1,350,000 Equity Shares held by Dr. Agarwal's Health Care Limited in the Company has been pledged as one of the collateral securities with HDFC (Previous year with SBI), for the loans taken by the Company to the extent of Rs. 2,360 lakhs. Further during the year ended 31 March 2021, the company has additionally taken GECL loan from HDFC Bank amounting Rs. 325 lakhs against which Dr Agarwal's Health care Limited had provided Corporate Guarantee which is in addition to eariler corporate guarantee of Rs. 2,360 lakhs stood at 31 March 2020.

### 36.3 Compensation of key management personnel

Particulars	Related Party	Amount in Rs. Lakhs 2020-21	Amount in Rs. Lakhs 2019-20
<b>Short-term employee benefits (Refer Note(i))</b>			
Remuneration (Refer Note (iii) below)	Dr. Amar Agarwal	154.00	156.00
	Dr. Athiya Agarwal	67.38	84.00
	Ms.Saradha Govindarajan	15.17	39.54
	Mr. Udhay Davey	16.10	-
	Ms. Jully H Jivani	9.80	7.69
<b>Post-employee benefits</b> (Contribution to Provident Fund)	Dr. Amar Agarwal	0.22	0.22
	Dr. Athiya Agarwal	0.22	0.22
	Ms. Saradha Govindarajan	0.04	0.11
	Mr. Udhay Davey	0.04	-
	Ms. Jully H Jivani	0.22	0.20
<b>Consultancy services</b>			
Consultancy	Dr. Ashvin Agarwal	58.65	61.84
	Dr. Ashar Agarwal	44.57	42.29
<b>Others</b>			
Reimbursement of Expenses	Dr. Amar Agarwal	8.69	156.83
	Dr. Ashvin Agarwal	4.41	35.26
Director sitting fees	Mr. Trichur Ramasubramanian	1.25	1.35
	Ramachandran	1.25	1.35
	Mr. Sanjay Anand	1.25	1.35
	Ms. Lakshmi Subramanian	1.05	0.90

### Notes:

- (i) Excludes gratuity and compensated absences which cannot be separately identifiable from the composite amount advised by the actuary.
- (ii) Also Refer Note 18(land Note 21(ii).
- (iii) The remuneration payable to key management personnel is determined by the nomination and remuneration committee having regard to the performance of individuals and market trends.
- (iv) There were no balances outstanding to be paid / received as at the year end.
- (v) The above remuneration for KMP's does not include vehicle allowance, communication expenses and other expenses for which the perquisite value is nil.





## Notes forming part of the Financial Statements for the Year Ended 31 March 2021

### 36.4 Balances outstanding as at year end

Particulars	Related Party	As at 31 March 2021 Amount in Rs. Lakhs	As at 31 March 2021 Amount in Rs. Lakhs
<b>Assets - Receivables</b>			
Other Current Financial Assets	Dr. Agarwal's Health Care Limited	586.89	362.65
<b>Liabilities</b>			
Trade Payables	IdeaRx Services Private Limited	156.83	37.02

- (i) The amounts outstanding are unsecured and will be settled in cash. No guarantees have been given or received. There have been no instances of amounts due to or due from related parties that have been written back or written off or otherwise provided for during the year.


### 37 Segment Reporting

The Company is engaged in providing eye care and related services provided from its hospitals which are located in India. Based on the "management approach" as defined in Ind-AS 108 - Operating Segments, the Chief Operating Decision Maker (CODM) evaluates the Company's performance and allocates resources based on an analysis of various performance indicators by the overall business segment, i.e. Eye care related sales and services. As the allocation of resources and profitability of the business is evaluated by the CODM on an overall basis, with evaluation into individual categories to understand the reasons for variations, no separate segments have been identified. Accordingly no additional disclosure has been made for the segmental revenue, segmental results and the segmental assets & liabilities.

### 38 Leases

The Company had adopted Ind AS 116 'Leases' with the date of initial application being 1 April 2019. Ind AS 116 replaces Ind AS 17 - Leases and related interpretation and guidance. The Company had applied Ind AS 116 using the modified retrospective approach for the year ended March 2020, wherein the cumulative impact of initial application was recognised as an adjustment to the opening retained earnings at 1 April 2019 and as a result, the comparative information was not been restated. In adopting Ind AS 116, the Company had applied the below practical expedients:

- (i) The Company had applied a single discount rate to a portfolio of leases with reasonably similar characteristics.
- (ii) The Company had treated the leases with remaining lease term of less than 12 months as if they were "short term leases". (Refer Note 31(e)).
- (iii) The Company had not applied the requirements of Ind AS 116 for leases of low value assets.
- (iv) The Company had excluded the initial direct costs from measurement of the right-of-use asset at the date of transition.
- (v) The Company had used hindsight, in determining the lease term if the contract contains options to extend or terminate the lease. On transition to Ind AS 116 for the year ended 31 March 2020, the Company had recognised right-of-use assets amounting to Rs 4,260.65 lakhs and lease liabilities amounting to Rs. 4,629.52 lakhs and debited to retained earnings amounting to Rs. 210.17 lakhs as at 1 April 2019. The Company had discounted lease payments using the applicable incremental borrowing rate as at 1 April 2019, which is 9.75% for measuring the lease liability for the above year ended.



## Notes forming part of the Financial Statements for the Year Ended 31 March 2021

- A. Reconciliation of operating lease commitments as at 31 March 2019 with the lease liabilities recognized in the Balance Sheet as at 1 April 2019:

(Amount Rs. in Lakhs)

Particulars	As at 31 March 2020
Operating lease commitments at 31 March 2019	9,626.85
Effects of discounting at the incremental borrowing rate and others as at 1 April 2019	(4,997.33)
<b>Lease liabilities recognised as at 1 April 2019</b>	<b>4,629.52</b>

- B. The Company has taken buildings on leases having remaining lease terms of 1 year to 10 years, with the option to extend the term of leases. Refer Note 6 for carrying amount of right-to-use assets at the end of the reporting period by class of underlying asset.

During the year ended 31st March 2021, the company has availed COVID related rent concessions and the impact for the same has been adjusted in the carrying amount of the Right-to-use asset to reflect lease modifications.

- C. The following is the breakup of current and non-current lease liabilities as at year end:

(Amount Rs. in Lakhs)

Particulars	As at 31 March 2021	As at 31 March 2020
Current	735.99	900.75
Non-current	3,855.84	3,338.91
<b>Total</b>	<b>4,591.83</b>	<b>4,239.66</b>

- D. The contractual maturities of lease liabilities as at year end on an undiscounted basis is as follows:

(Amount Rs. in Lakhs)

Particulars	As at 31 March 2021	As at 31 March 2020
Payable - Not later than one year	735.99	900.75
Payable - Later than one year but not later than five years	2,520.99	2,028.47
Payable - Later than five years	1,334.85	1,310.44
<b>Total</b>	<b>4,591.83</b>	<b>4,239.66</b>

- E. Amounts recognised in the Statement of Profit and Loss:

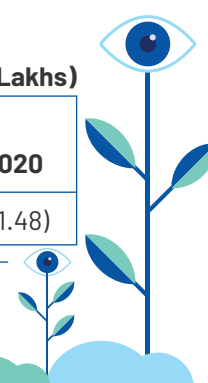
(Amount Rs. in Lakhs)

Particulars	As at 31 March 2021	As at 31 March 2020
Interest on lease liabilities	418.09	436.97
Expenses relating to short term leases	317.81	268.98
Depreciation on right-of-use assets	719.98	764.60
Profit on termination of lease	-	41.90

- F. Amounts recognised in the Cash Flow Statement:

(Amount Rs. in Lakhs)

Particulars	As at 31 March 2021	As at 31 March 2020
Total cash outflow for leases	(918.67)	(991.48)



## Notes forming part of the Financial Statements for the Year Ended 31 March 2021

### 39 Earnings Per Share

(Amount Rs. in Lakhs)

Particulars	2020-21	2019-20
Earnings Per Share - Basic - Rs.	(3.06)	29.11
Earnings Per Share - Diluted - Rs.	(3.06)	29.11
Net Profit attributable to Equity Shareholders - Rs. in lakhs (Basic and Diluted)	(143.86)	1,368.34
Weighted Average Number of Equity Shares (Face Value Rs. 10 Each) - Basic and Diluted (Nos.)	47,00,000	47,00,000

### 40 Financial Instruments


#### 40.1 Capital Management

The Company manages capital risk in order to maximize shareholders' profit by maintaining sound/optimal capital structure. For the purpose of the Company's capital management, capital includes equity share Capital and Other Equity and Debt includes Borrowings and Other Financial Liabilities net of Cash and bank balances. The Company monitors capital on the basis of the following gearing ratio. There is no change in the overall capital risk management strategy of the Company compared to last year.

Gearing Ratio :

(Amount Rs. in Lakhs)

Particulars	As at 31 March 2021	As at 31 March 2020
Borrowings and Other Financial Liabilities	2,827.78	2,212.05
Cash and Bank Balance	(2,219.52)	(688.31)
<b>Net Debt (A)</b>	<b>608.26</b>	<b>1,523.74</b>
<b>Total Equity (B)</b>	<b>5,466.28</b>	<b>5,610.09</b>
<b>Net Debt to equity ratio (A/B)</b>	<b>0.11</b>	<b>0.27</b>



## Notes forming part of the Financial Statements for the Year Ended 31 March 2021

### 40.2 Categories of Financial Instruments

The carrying value of the financial instruments by categories as on 31 March 2021 and 31 March 2020 is as follows:

(Amount Rs. in Lakhs)

Particulars	Carrying Value		Fair Value	
	As at 31 March 2021	As at 31 March 2020	As at 31 March 2021	As at 31 March 2020
<b>(a) Financial Assets</b>				
<b>Measured at amortised cost</b>				
- Loans	654.13	690.07	654.13	690.07
- Cash and Bank balances	2,152.42	621.88	2,152.42	621.88
- Other Bank balances	67.10	66.43	67.10	66.43
- Trade receivables	877.84	676.96	877.84	676.96
- Other financial assets	627.30	425.31	627.30	425.31
	4,378.79	2,480.65	4,378.79	2,480.65
<b>(b) Financial Liabilities :</b>				
<b>Measured at amortised cost</b>				
- Borrowings	1,677.96	1,324.10	1,677.96	1,324.10
- Trade Payables	1,782.52	1,350.41	1,782.52	1,350.41
- Lease Liabilities	4,591.83	4,239.66	4,591.83	4,239.66
- Other financial liabilities	1,149.82	887.95	1,149.82	887.95
	9,202.13	7,802.12	9,202.13	7,802.12

The management assessed that fair value of cash and cash equivalents, trade receivables, loans, borrowings, trade payables and other current financial assets and liabilities approximate their carrying amounts largely due to the short-term maturities of these instruments

The fair value of the financial assets and liabilities is included at the amount at which the instrument could be exchanged in a current transaction between willing parties, other than in a forced or liquidation sale.

#### The following methods and assumptions were used to estimate the fair value/amortized cost

1) Long-term fixed-rate receivables/borrowings are evaluated by the Company based on parameters such as interest rates, specific country risk factors, individual losses and creditworthiness of the receivables

2) The fair value of unquoted instruments, loans from banks and other financial liabilities, as well as other non-current financial liabilities are estimated by discounting future cash flows using rates currently available for debt on similar terms, credit risk and remaining maturities. In addition to being sensitive to a reasonably possible change in the forecast cash flows or discount rate, the fair value of the unquoted instruments is also sensitive to a reasonably possible change in the growth rates. The valuation requires management to use unobservable inputs in the model, of which the significant unobservable inputs are disclosed in the tables below. Management regularly assesses a range of reasonably possible alternatives for those significant unobservable inputs and determines their impact on the total fair value.

3) Fair values of the Company's interest-bearing borrowings and loans are determined by using DCF method using discount rate that reflects the issuer's borrowing rate as at the end of the reporting period. The own non-performance risk as at 31 March 2021 was assessed to be insignificant.

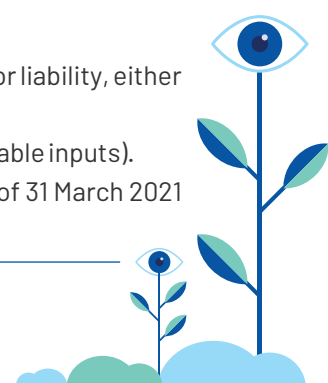
#### Fair Value Hierarchy

Level 1: Quoted prices (unadjusted) in active markets for identical assets or liabilities.

Level 2: Inputs other than quoted prices included within Level 1 that are observable for the asset or liability, either directly or indirectly.

Level 3: Inputs for the assets or liabilities that are not based on observable market data (unobservable inputs).

There were no items of financial assets or financial liabilities which were valued at fair value as of 31 March 2021 and 31 March 2020.



## Notes forming part of the Financial Statements for the Year Ended 31 March 2021

### 40.3 Financial Risk Management Framework

The Company's board of directors has overall responsibility for the establishment and oversight of the Company's risk management framework. The Company manages financial risk relating to the operations through internal risk reports which analyse exposure by degree and magnitude of risk. The Company's activities expose it to a variety of financial risks: liquidity risk, credit risk and market risk (including interest rate risk and other price risk). The Company's primary risk management focus is to minimize potential adverse effects of market risk on its financial performance. The Company's risk management assessment and policies and processes are established to identify and analyze the risks faced by the Company, to set appropriate risk limits and controls, and to monitor risks and compliance with the same. Risk assessment and management policies and processes are reviewed regularly to reflect changes in market conditions and the Company's activities. The Board of Directors and the Audit Committee is responsible for overseeing the Company's risk assessment and management policies and processes.

#### (a) Liquidity Risk Management :

Liquidity risk refers to the risk that the Company cannot meet its financial obligations as they become due. The Company manages its liquidity risk by ensuring as far as possible, that it will always have sufficient liquidity to meet its liabilities when due, under both normal and stressed conditions, without incurring unacceptable losses or risk to the Company's reputation. The Company maintains adequate reserves and banking facilities, and continuously monitors the forecast and actual cash flows by matching maturing profiles of financial assets and financial liabilities in accordance with the approved risk management policy of the Company periodically. The Company believes that the working capital (including banking limits not utilised) and its cash and cash equivalent are sufficient to meet its short and medium term requirements.

#### Liquidity and Interest Risk Tables :

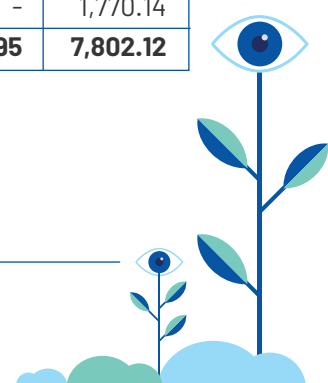
The following tables detail the Company's remaining contractual maturity for its non-derivative financial liabilities with agreed repayment periods. The tables include both interest and principal cash flows.

To the extent that interest flows are floating rate, the undiscounted amount is derived from interest rate curves at the end of the reporting period. The contractual maturity is based on the earliest date on which the Company may be required to pay.

(Amount Rs. in Lakhs)

Particulars	Less than 1 month	1-3 months	3 months to 1 year	1-5 years	5 years and above	Total
<b>31 March 2021</b>						
Interest bearing*	67.22	275.77	1,083.11	2,974.20	2,362.76	6,763.07
Non-interest bearing	-	2,429.17	9.89	-	-	2,439.06
<b>Total</b>	<b>67.22</b>	<b>2,704.94</b>	<b>1,093.00</b>	<b>2,974.20</b>	<b>2,362.76</b>	<b>9,202.13</b>
<b>31 March 2020</b>						
Interest bearing	69.63	249.71	1,086.33	2,735.36	1,890.95	6,031.98
Non-interest bearing	-	1,756.67	13.47	-	-	1,770.14
<b>Total</b>	<b>69.63</b>	<b>2,006.38</b>	<b>1,099.80</b>	<b>2,735.36</b>	<b>1,890.95</b>	<b>7,802.12</b>

\*Includes Lease liabilities



## Notes forming part of the Financial Statements for the Year Ended 31 March 2021

The following tables detail the Company's remaining contractual maturity for its non-derivative financial Assets with agreed repayment periods. The Company does not hold any derivative financial instrument.

(Amount Rs. in Lakhs)

Particulars	Less than 1 month	1-3 months	3 months to 1 year	1-5 years	5 years and above	Total
31 March 2021						
Interest bearing	32.04	-	55.58	381.09	185.89	654.60
Non-interest bearing	2,173.14	877.84	596.78	76.43	-	3,724.19
<b>Total</b>	<b>2,205.18</b>	<b>877.84</b>	<b>652.36</b>	<b>457.52</b>	<b>185.89</b>	<b>4,378.79</b>
31 March 2020						
Interest bearing	154.02	34.75	112.05	256.93	128.47	686.22
Non-interest bearing	666.52	676.96	376.12	74.83	-	1,794.43
<b>Total</b>	<b>820.54</b>	<b>711.71</b>	<b>488.17</b>	<b>331.76</b>	<b>128.47</b>	<b>2,480.65</b>

### (b) Credit Risk:

Credit risk is the risk of financial loss to the Company if a customer or counter party to a financial instrument fails to meet its contractual obligations. Credit risk encompasses of both, the direct risk of default and the risk of deterioration of creditworthiness as well as concentration of risks. Financial instruments that are subject to concentrations of credit risk principally consist of trade receivables, cash and cash equivalents, bank deposits and other financial assets. None of the other financial instruments of the Company result in material concentration of credit risk. Credit risk is controlled by analysing credit limits and creditworthiness of customers on a continuous basis to whom the credit has been granted after obtaining necessary approvals for credit.

The carrying amount of the financial assets recorded in these financial statements, grossed up for any allowance for losses, represents the maximum exposures to credit risk.

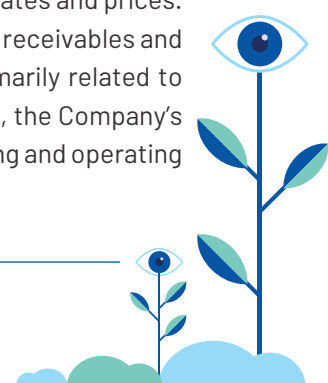
Trade receivables: The Company's exposure to credit risk is influenced mainly by the individual characteristics of each customer. The demographics of the customer, including the default risk of the industry and credit history, also has an influence on credit risk assessment.

Refer Note 13 and Note 24 for the details in respect of revenue and receivable from top customers.

Credit risk on current investments, cash & cash equivalent and derivatives is limited as the Company generally transacts with banks and financial institutions with high credit ratings assigned by international and domestic credit rating agencies. Investments primarily include investment in fixed deposits.

### (c) Market Risk :

Market risk is the risk of loss of any future earnings, in realizable fair values or in future cash flows that may result from adverse changes in market rates and prices (such as interest rates and foreign currency exchange rates) or in the price of market risk sensitive instruments as a result of such adverse changes in market rates and prices. Market risk is attributable to all market risk-sensitive financial instruments, all foreign currency receivables and payables and all short-term and long-term debt. The Company is exposed to market risk primarily related to foreign exchange rate risk and interest rate risk and the market value of its investments. Thus, the Company's exposure to market risk is a function of investing and borrowing activities and revenue generating and operating activities in foreign currencies.



## Notes forming part of the Financial Statements for the Year Ended 31 March 2021

### (c.1) Interest rate risk:

Interest rate risk is the risk that the fair value or future cash flows of a financial instrument will fluctuate because of changes in market interest rates. The Company's exposure to the risk of changes in market interest rates relates primarily to the Company's debt obligations with floating interest rates.

The Company's management monitors the interest fluctuations, if any, and accordingly, take necessary steps to mitigate any interest rate risk.

### Interest rate sensitivity analysis

A change (decrease/increase) of 100 basis points in interest rates at the reporting date would increase/(decrease) equity and profit or loss by the amounts shown below. This analysis assumes that all other variables remain constant.

#### Impact on Profit and Loss for the reporting period

Particulars	As at 31 March 2021		As at 31 March 2020	
	Increase by 100 bps	Decrease by 100 bps	Increase by 100 bps	Decrease by 100 bps
Impact on Profit and Loss for the reporting period	(34.72)	34.72	(17.32)	17.32

#### Impact on Profit and Loss for the reporting period

Particulars	As at 31 March 2021		As at 31 March 2020	
	Increase by 100 bps	Decrease by 100 bps	Increase by 100 bps	Decrease by 100 bps
Impact on Total Equity as at end of the reporting period	(34.72)	34.72	(17.32)	17.32

### (c.2) Foreign Currency Risk Management :

The Company undertakes transactions denominated in foreign currencies and consequently, exposures to exchange rate fluctuations arises. The Company has not entered into any derivative contracts during the year ended 31 March 2021 and there are no outstanding contracts as at 31 March 2021. There are no forex denominated monetary assets & liabilities and no outstanding contracts as at March 2021 and March 2020.

#### 40.4 Fair value of financial assets and financial liabilities that are not measured at fair value (but fair value disclosures are required)

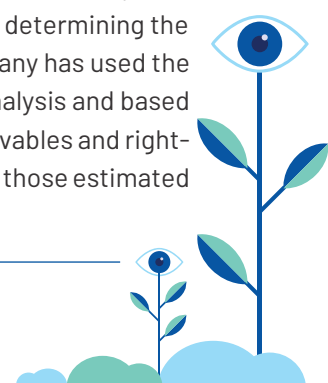
The Management considers that the carrying amount of financial assets and financial liabilities recognized in the financial statements approximate their fair values.

#### 40.5 Offsetting of financial assets and financial liabilities

The Company has not offset financial assets and financial liabilities.

#### 41 Estimation uncertainty due to COVID-19 outbreak

The Company has considered internal and certain external sources of information including credit reports, economic forecasts and industry reports up to the date of approval of the financial statements in determining the impact on various elements of its financial statements relating to COVID-19 pandemic. The Company has used the principles of prudence in applying judgments, estimates and assumptions including sensitivity analysis and based on the current estimates, the Company expects to fully recover the carrying amount of trade receivables and right-to-use asset. The eventual outcome of impact of the global health pandemic may be different from those estimated as on the date of approval of these financial statements.





## Notes forming part of the Financial Statements for the Year Ended 31 March 2021

### 42 Approval of Financial Statements

The Board of Directors of the Company has reviewed the realisable value of all the current assets and has confirmed that the value of such assets in the ordinary course of business will not be less than the value at which these are recognized in the financial statements. In addition, the Board has also confirmed the carrying value of the non-current assets in the financial statements. The Board, duly taking into account all the relevant disclosures made, has approved these financial statements in its meeting held on 04 May 2021.

For and on behalf of **the Board of Directors**

**Dr. Amar Agarwal**

Chairman & Managing Director  
DIN: 00435684

**Dr. Athiya Agarwal**

Wholetime Director  
DIN: 01365659

**Mr. Udhay Davey**


Chief Financial Officer

**Ms. Jully Jivani**

Company Secretary

Place : Chennai

Date : 04 May 2021





For more information,  
call 1800-568-7777 or write to [investor@dragarwal.com](mailto:investor@dragarwal.com)

Follow us on    [www.dragarwal.com](http://www.dragarwal.com)