

SHRI BAJRANG ALLIANCE LIMITED

Regd. Office & Works : 521/C, Urla Industrial Complex, Urla, Raipur 493221 (C.G.), India

Phone : +91-771-4288000, Fax : +91-771-4288001

E-Mail : sales.sbal@goelmt.com, Website : www.sbal.co.in

Addl. Place of Business : Kh. No. 521/58, Dharsiwa-Tilda Road, Vill.-Tandwa, Tehsil-Tilda, Dist.-Raipur 493116 (C.G.)

CIN No. : L27103CT1990PLC005964



Dated: 30.05.2026

To,
BSE Limited
Phiroze Jeejeebhoy Towers,
Dalal Street,
MUMBAI – 400 001

Ref: **BSE Scrip Code- 526981**

Dear Sirs,

Sub: Corporate Presentation on Q4 & FY26

Ref: Equity Shares – BSE: - **526981**

Pursuant to Regulation 30 read with Part A of Schedule III of SEBI (Listing Obligations and Disclosure Requirements) Regulation 2015, we are enclosing herewith the Corporate Presentation on Q4 & FY26 of the Company.


The copy of the said presentation is also being hosted on the website of the company.

Kindly acknowledge the same.

Thanking you

Yours faithfully

For, Shri Bajrang Alliance Limited


(ANSHU DUBEY)
Company Secretary & Compliance Officer



Encl: As above



SHRI BAJRANG ALLIANCE LIMITED

Q4 & FY26 INVESTORS PRESENTATION

DISCLAIMER



This Presentation has been prepared by Shri Bajrang Alliance Limited (“Company”) solely for information purposes and does not constitute, nor should it be construed as, an offer, invitation, recommendation or solicitation to purchase, subscribe to or sell any securities of the Company. Nothing contained herein shall form the basis of, or be relied upon in connection with, any contract, commitment or investment decision.

This Presentation is not intended to provide investment, legal, tax, accounting or other professional advice. Recipients should conduct their own independent evaluation of the Company and seek appropriate professional advice before making any investment or business decision.

Certain statements contained in this Presentation may constitute forward-looking statements, including statements relating to the Company’s business strategy, growth prospects, industry outlook, expected performance, market opportunities and future developments. Such statements are based on current expectations, assumptions and estimates and are subject to various risks, uncertainties and other factors, many of which are beyond the Company’s control. Actual results may differ materially from those expressed or implied by such forward-looking statements. No assurance can be given that any projections, estimates, expectations or outlook contained herein will be achieved or will materialise. The Company undertakes no obligation to publicly update or revise any forward-looking statements, whether as a result of new information, future events or otherwise.

The information contained herein has been prepared from sources believed to be reliable; however, no representation or warranty, express or implied, is made as to its accuracy, completeness or reliability. The Company endeavours to ensure that disclosures contained in this Presentation are made in accordance with applicable laws and regulations, including the principles of fair, accurate, adequate, timely and non-misleading disclosures under the SEBI (Listing Obligations and Disclosure Requirements) Regulations, 2015.

This Presentation should be read in conjunction with the Company’s statutory filings and disclosures made with the stock exchanges from time to time. The Company reserves the right to modify, update or discontinue the issuance of investor presentations at its discretion and assumes no obligation to provide or update such presentations in connection with future financial results or other corporate disclosures.

KEY BUSINESS DRIVERS



**OPERATIONAL
EXCELLENCE**

Maintaining efficiency through disciplined execution and process optimization.

**SUSTAINABLE
GROWTH**

Focusing on long-term value creation across business segments.

**MARKET
PRESENCE**

Strengthening customer reach across domestic and international markets.

**CUSTOMER
CENTRICITY**

Delivering quality products and enhancing customer satisfaction.

**FINANCIAL
DISCIPLINE**

Driving prudent capital allocation and effective cost management.

Focused on building a resilient, efficient and growth-oriented enterprise.



Q4 & FY26 FINANCIAL PERFORMANCE HIGHLIGHTS


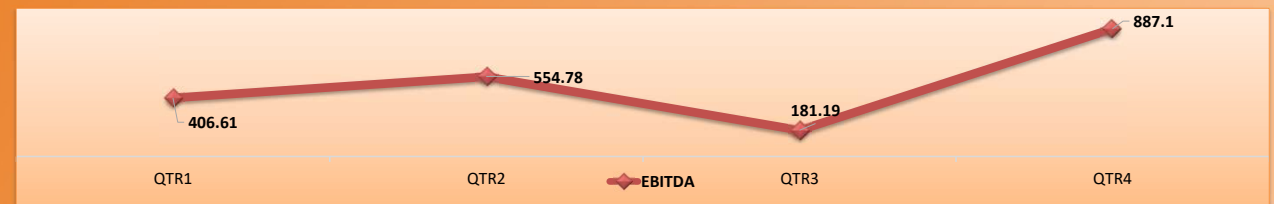
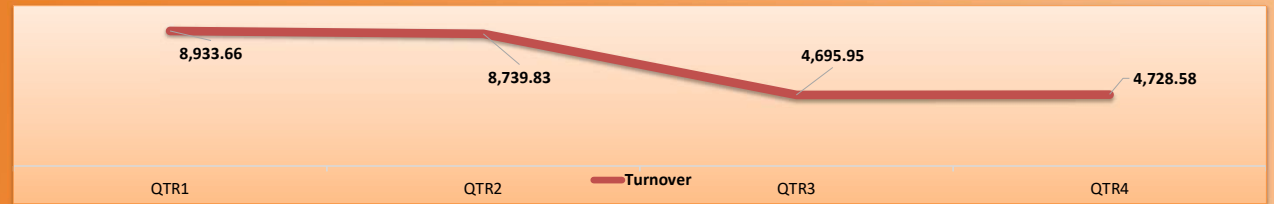
| (Rs. In Lacs) | STANDALONE | | | | | CONSOLIDATED | | | | |
|--------------------|---------------|-----------|----------|------------|-----------|---------------|-----------|----------|------------|-----------|
| | Quarter ended | | | Year ended | | Quarter ended | | | Year ended | |
| | Q4FY26 | Q3FY26 | Q4FY25 | FY26 | FY25 | Q4FY26 | Q3FY26 | Q4FY25 | FY26 | FY25 |
| | Audited | Unaudited | Audited | Audited | Audited | Audited | Unaudited | Audited | Audited | Audited |
| Turnover | 4,728.58 | 4,695.95 | 8,042.92 | 27,098.01 | 39,835.81 | 4,728.58 | 4,695.95 | 8,042.92 | 27,098.01 | 39,835.81 |
| EBITDA | 887.10 | 181.19 | 599.90 | 2,029.68 | 959.72 | 2,196.22 | 602.55 | 1,382.11 | 4,998.94 | 3,755.05 |
| PBDT | 855.59 | 134.61 | 486.66 | 1,896.73 | 836.49 | 2,164.71 | 555.98 | 1,268.87 | 4,865.99 | 3,631.81 |
| PBT | 759.04 | 51.96 | 406.51 | 1,552.21 | 515.74 | 2,068.16 | 473.32 | 1,188.72 | 4,521.47 | 3,311.07 |
| PAT | 631.36 | 195.93 | 350.63 | 1,457.37 | 464.45 | 1,940.48 | 617.29 | 1,132.84 | 4,426.63 | 3,259.78 |
| EPS (Rs.) | 7.02 | 2.18 | 3.90 | 16.19 | 5.16 | 21.56 | 6.86 | 12.59 | 49.18 | 36.22 |
| Cash Profit | 835.25 | 251.71 | 444.13 | 1,871.21 | 780.97 | 2,144.37 | 673.08 | 1,226.34 | 4,840.48 | 3,576.30 |

QUARTERLY FINANCIAL PERFORMANCE TREND

(₹ in Lakhs)



| FY 26 | TURNOVER | EBITDA | PAT | EBITDA MARGIN |
|-------|----------|--------|--------|---------------|
| QTR 1 | 8933.66 | 406.61 | 249.15 | 4.55% |
| QTR 2 | 8739.83 | 554.78 | 380.44 | 6.35% |
| QTR 3 | 4695.95 | 181.19 | 195.93 | 3.86% |
| QTR 4 | 4728.58 | 887.10 | 631.36 | 18.76% |



YEAR-ON-YEAR FINANCIAL PERFORMANCE

(₹ in Lakhs, except EPS)




REVENUE




EBITDA



PAT



EPS



OPERATIONAL OVERVIEW



- **During the quarter, the Company continued to focus on operational stability, disciplined execution, and efficient resource utilization across both the Steel and Agro Divisions.**
- **The Steel Division maintained stable operational performance supported by steady domestic demand conditions and continued infrastructure-led market activity. The Division remained focused on operational efficiency, timely execution, and prudent cost management amidst moderate fluctuations in raw material and logistics-related costs.**
- **The Agro Division continued to focus on strengthening operational efficiency and optimizing business processes in line with prevailing market conditions. The Company maintained emphasis on supply-chain management, product quality, and servicing existing domestic and export markets with a calibrated business approach during the quarter.**
- **Logistics and transportation operations across both divisions remained largely stable, supporting continuity in operations and customer servicing during the quarter.**

INDUSTRY ENVIRONMENT & OUTLOOK

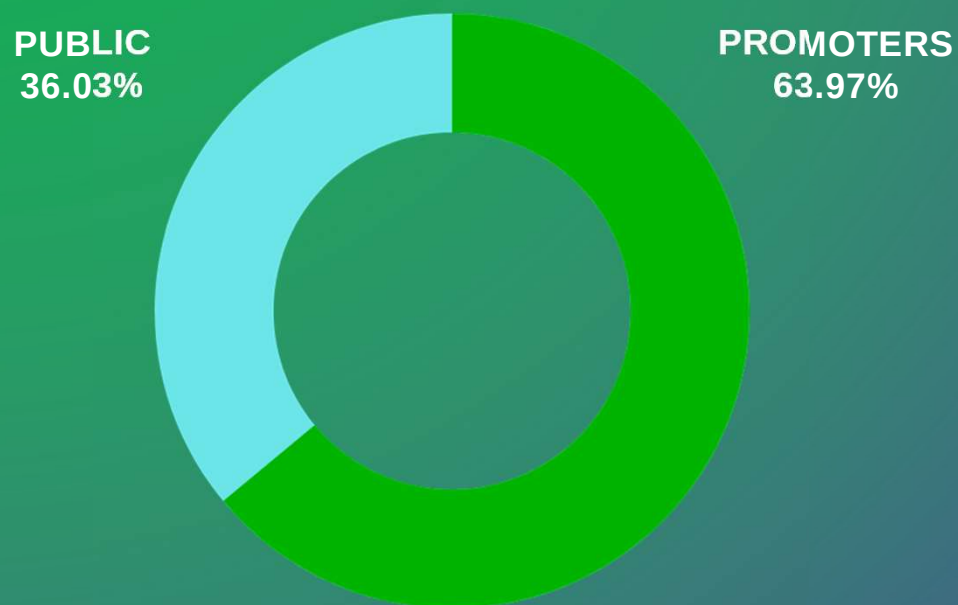


- The overall business environment during the quarter remained relatively stable across the Steel and Agro segments, with industry participants continuing to focus on operational efficiency, cost management, and prudent resource allocation in response to prevailing market conditions.
- The Steel industry is expected to benefit from infrastructure development, manufacturing activities, and government-led capital expenditure initiatives over the long term, subject to demand conditions, input-cost movements, and broader economic factors. Industry participants continued to focus on inventory management and operational efficiency during the quarter.
- In the Agro and frozen food segment, evolving consumer preferences, growth in organized retail channels, and increasing acceptance of convenience food products may support long-term industry opportunities. However, business performance remains subject to consumer demand trends, competitive dynamics, and market conditions.
- The Company remains focused on operational discipline, efficient resource utilization, and strengthening its market presence while maintaining a prudent approach towards sustainable long-term growth.

SHAREHOLDING PATTERN AS ON 31st MARCH 2026



SHAREHOLDING PATTERN



| SHAREHOLDING | % OF TOTAL SH. |
|--------------|----------------|
| Promoter | 63.97% |
| Public | 36.03 |

FOCUSING ON ENVIRONMENTAL SUSTAINABILITY WITH THE HELP OF ESG FRAMEWORK



ENVIRONMENTAL RESPONSIBILITY

- Focus on responsible waste management practices.
- Continued efforts towards reducing carbon footprint.
- Commitment towards sustainable and ethical food practices.
- Emphasis on energy efficient operational initiatives



SOCIAL RESPONSIBILITY

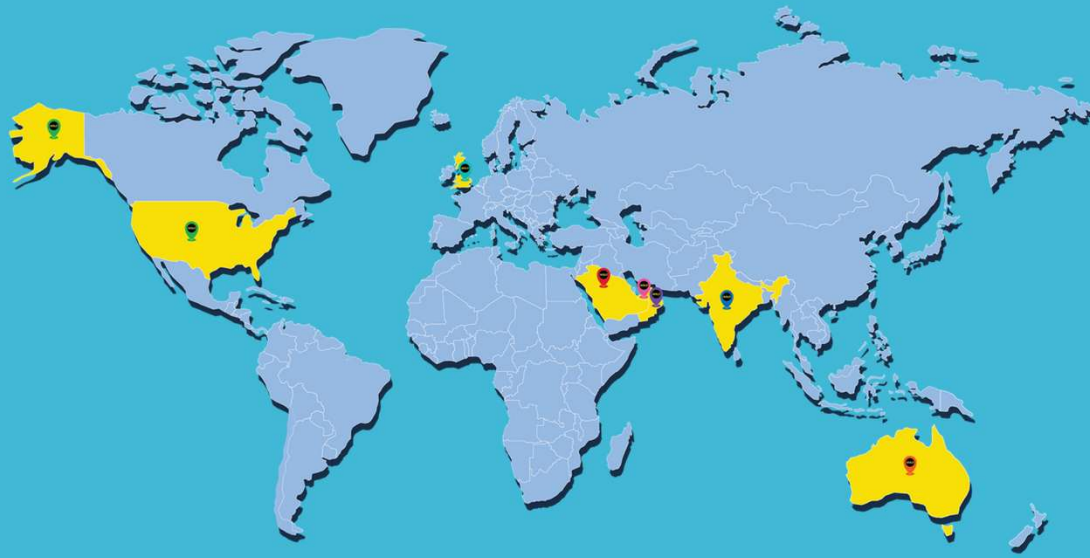
- Encouraging employee learning and skill development.
- Focus on collaborative and growth - oriented work culture.
- Commitment towards workplace well - being & engagement.
- Strengthening operational accountability across teams.



GOVERNANCE FRAMEWORK

- Disciplined capital allocation.
- Strong compliance practices.
- Robust risk management.
- Focus on sustainable growth.

GOELDEN PRESENCE GLOBALLY



- India
- United Kingdom
- United Arab Emirates
- United States of America
- Saudi Arabia
- Oman
- Australia



**SHRI BAJRANG
ALLIANCE LIMITED**



**PAINTING THE COUNTRY
GOELDEN, ONE CITY AT A TIME**

35+ CITIES

Mumbai | Delhi | Bangalore | Pune | Hyderabad | Jaipur |
Ahmedabad | Patna | Raipur | Kolkata | Goa | Chandigarh |
Lucknow | Agra | Dehradun | Surat | Indore | Rajkot | Kanpur |
Vijayawada | Bhopal | Nagpur | Vizag | Bhubaneswar | Mysore |
Kota | Jammu & Kashmir | Jalandhar | Vadodara | Ludhiana |
Bilaspur | Guwahati | Udaipur |



**SHRI BAJRANG
ALLIANCE LIMITED**

THANK YOU

COMPANY CONTACT

ARCHIT GOEL (WTD & CFO)
ARCHIT@GOELGROUP.CO.IN

ANSHU DUBEY(CS)
CS.SBAL@GOELGROUP.CO.IN