

MSEL/SE/2022-23/37

February 8, 2023

The Manager
Listing Department
National Stock Exchange of India
Limited
'Exchange Plaza', C - 1, Block G,
Bandra-Kurla Complex,
Bandra (E),
Mumbai 400051

The Manager
Listing Department
BSE Ltd.
1st Floor, New Trading Ring,
Rotunda Building
P.J. Towers, Dalal Street, Fort
Mumbai-400 001

STOCK CODE – 540650**SYMBOL – MAGADSUGAR**

Dear Sirs,

Sub: Disclosure of information pursuant to Regulation 30 read with Part A of Schedule III of the SEBI (Listing Obligations and Disclosure Requirements) Regulations, 2015.

In compliance with Regulation 30 read with Part A of Schedule III of the SEBI (Listing Obligations and Disclosure Requirements) Regulations, 2015 and the Company's Code of Practices and Procedure for Fair Disclosure of Unpublished Price Sensitive Information, kindly find enclosed herewith a copy of the Investor Presentation with respect to the Financial Highlights of the Company for the quarter ended 31st December, 2022.

Please take the same on record.

Thanking you,

Yours faithfully,
For Magadh Sugar & Energy Limited

SUBRAMANIAN
SATHYAMURTHY
S Subramanian
Company Secretary
FCS - 4974

Digitally signed by SUBRAMANIAN
SATHYAMURTHY
Date: 2023.02.08 16:26:38 +05'30'

Encl. – as above

**K.K. BIRLA GROUP OF SUGAR COMPANIES**

Corporate Office: 5th Floor, Birla Building, 9/1 R. N. Mukherjee Road, Kolkata 700 001

Phone: +91 33 2243 0497 / 8, 2248 7068, 7185 3000, 4082 3700 • Email: birlasugar@birla-sugar.com

Regd Office: P.O. Hargaon, Dist. Sitapur, U.P., PIN 261 121 • Website : www.birla-sugar.com • CIN: L15122UP2015PLC069632

MAGADH SUGAR AND ENERGY LIMITED

Result Presentation 9M / Q3FY23



Investing in Future



9M/Q3FY23 Highlights

Business Updates – Q3/9MFY23

SUGAR



▪ Sugar Performance:

Stock Position (Lakh Qtls)

Opening stock as on 1 st October 2022	2.12
Production	6.36
Sold	4.05
Closing stock as on 31st December 2022	4.43

- **Closing stock as on 31-Dec-22 stood at 4.43 Qtls as against 8.76 lakh Qtls as on 31-Dec-21**
- **Average domestic sale realization:**
 - Rs. 3,634 / Qtl in Q3FY23 (Rs. 3,703 / Qtl in Q3FY22)
 - Rs. 3,594 per Qtl in 9MFY23 (Rs. 3,514 per Qtl in 9MFY22)

ETHANOL



▪ Distillery Performance:

Particulars	Q3FY23	Q3FY22
Production	67.66	52.02
Sales	89.47	40.90

- Ethanol production capacity of **150 KLPD post implementation of greenfield Distillery at Sidhwalia, is being 100% utilized**
- The 10% Ethanol Blending target has been achieved in 2022, ahead of schedule

Business Updates – (2 / 2)

- Details of Outstanding position :-

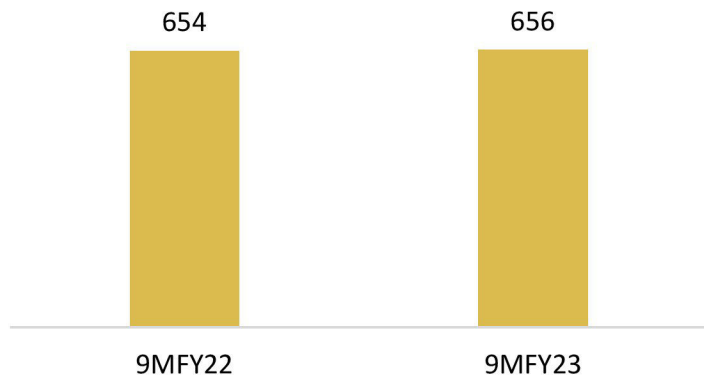
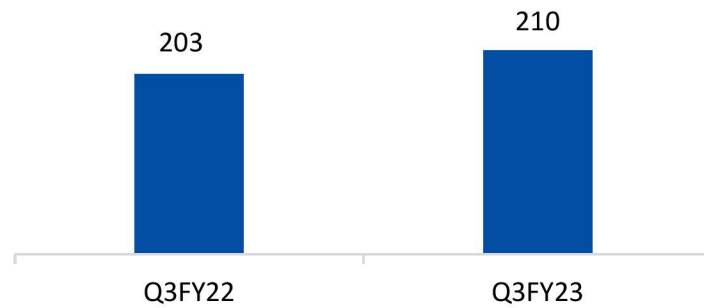
Particulars (Rs. In Crores)	31-Dec-2022	31-Dec-2021	31-Mar-2022
Term Loan	203*	193*	185*
Cash Credit / Short Term Loan / SCD	99	253	384
Total Debt	302	446	569
Cane Dues & Other Payables	106	73	39
Total Outside Liability	408	519	608

** Includes New Term loan availed of Rs. 101.5 crores for distillery project at Sidhwalia under Interest Subvention Scheme*

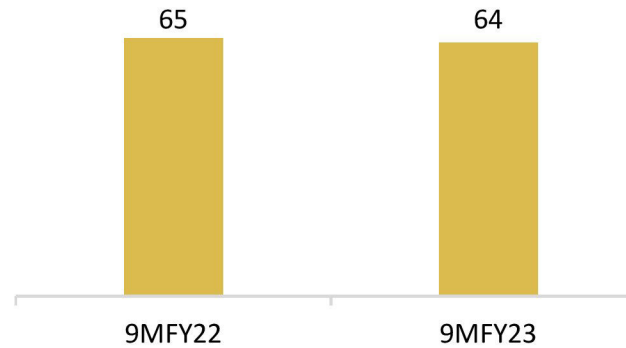
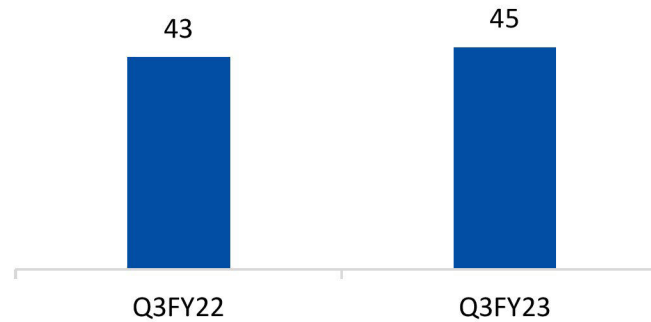
- Reduction in Total Debt to Rs. 302 crore as on 31-Dec-22 as against Rs. 446 crore as on 30-Dec-21
- Focus on debt reduction by liquidating stock, will further strengthen balance sheet and Ratio parameters in coming quarters.
- India Ratings and Research reaffirmed MSEL's rating at Stable Long-Term Issuer Rating of 'IND A(Stable)'

Result Highlights – Q3FY23

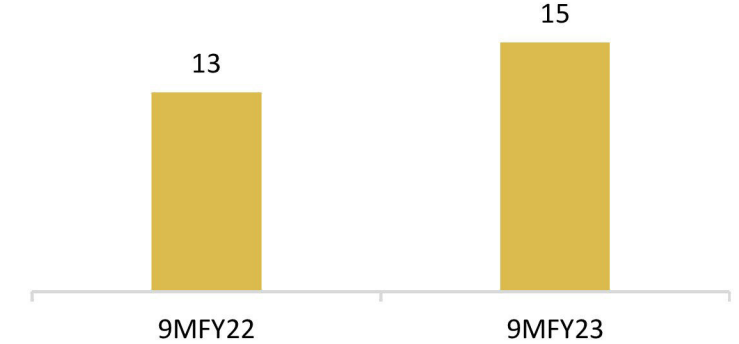
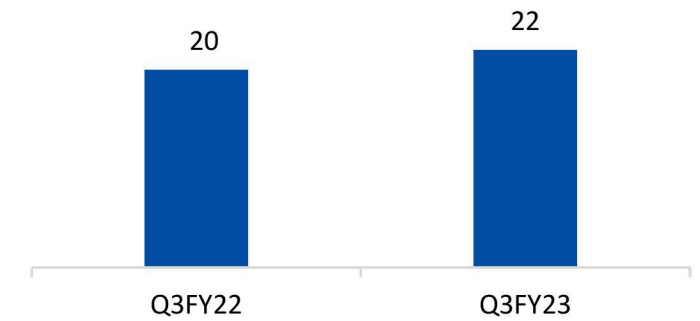
Total Income (Rs. Cr)



EBITDA (Rs. Cr)



PAT (Rs. Cr)



Profit & Loss Highlights

Rs. Crore	Q3FY23	Q3FY22	9MFY23	9MFY22
Total Income	210	203	656	654
Raw Material Cost	121	129	490	512
Employee Cost	15	13	39	34
Other Expenditure	29	18	63	43
EBITDA	45	43	64	65
Depreciation	6	5	19	15
PBIT	39	38	45	50
Interest	5	7	21	29
Profit Before Tax	34	31	24	21
Tax	12	11	9	8
Profit After Tax	22	20	15	13
EPS (Rs) *	15.48	14.18	10.75	9.23

* Not Annualised

Segmental Performance

Segment Performance – 9MFY23

Particulars	Sugar		Distillery (Ethanol)		Co-Generation (Power)	
	9MFY23	9MFY22	9MFY23	9MFY22	9MFY23	9MFY22
Segmental Revenues (Rs. Lakh)	55,852	60,839	17,231	7,735	2,470	2,406
PBIT (Rs. Lakh)	618	1,356	3,556	3,122	631	668
Production Qty (In Lacs)	6.35 Qtl	5.79 Qtl	250.6 Ltr	126.1 Ltr	260 units	287 units
Sales Qty (In Lacs)	13.12 Qtl	16.06 Qtl	284.0 Ltr	137.5 Ltr	157 units	178 units
Average Realisation (Rs Per Unit)	3,594 / Qtl	3,514 / Qtl	60.39 / Ltr *	57.61 / Ltr*	5.30 / unit	5.35 / unit
Sugar cane Crushed (Lakh Qtls)	71.75	62.45				
Sugar Recovery (%)	9.78	9.71				

* B Heavy



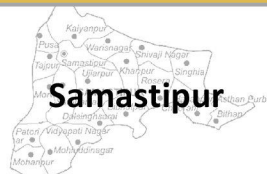
Segment Performance – Q3FY23

Particulars	Sugar		Distillery (Ethanol)		Co-Generation (Power)	
	Q3FY23	Q3FY22	Q3FY23	Q3FY22	Q3FY23	Q3FY22
Segmental Revenues (Rs. Lakh)	18,383	20,274	5,332	2,169	2,444	2,189
PBIT (Rs. Lakh)	2,303	2,617	647	284	1,087	922
Production Qty (In Lacs)	6.35 Qtl	5.79 Qtl	67.66 Ltr	52.02 Ltr	255 units	248 units
Sales Qty (In Lacs)	4.05 Qtl	4.62 Qtl	89.47 Ltr	40.90 Ltr	153 units	145 units
Average Realisation (Rs Per Unit)	3,634 / Qtl	3,703 / Qtl	-	-	5.28 / unit	5.15 / unit
Sugar cane Crushed (Lakh Qtls)	71.75	62.45				
Sugar Recovery (%)	9.78	9.70				

Company Overview

Company Overview

- Incorporated in 1932 (Group in Sugar Business over 7 decades), pursuant to the scheme of merger and demerger this company formed in 2015
- Company's core business includes **Sugar** and sugar products, **Spirits** and alcohol, **Co-Generation** of power
- Company has **3 sugar mills** with a combined crushing capacity of **19,000 TCD**
- Company has **2 distillers** with a total capacity of **150 KLPD**
- Cogeneration facility generate **38 MW power**
- Company is located **in Bihar**

Region	Plant (Bihar)	Capacity
 Pashchim Champaran	New Swadeshi Sugar Mills	7,500 TCD
	New Swadeshi Distillery	80 KLPD
	New Swadeshi Co-generation	10 MW
 Gopalganj	Bharat Sugar Mills	5,000 TCD
	Sidhwalia Distillery	70 KLPD
	Bharat Co-generation	18 MW
 Samastipur	Hasanpur Sugar Mills	6,500 TCD
	Hasanpur Co-generation	10 MW

Industry Overview

Global Sugar Industry – Update

Global Sugar Inventory Update

Global Sugar Balance Sheet (lakh tons)	2021-22	2022-23 (RE)
Opening Balance of Sugar Inventory	50.3	44.4
Production during the year	180.3	183.2
Consumption during the year	173.2	176.3
Import/Export	11.9	11.8
Closing Balance for the year	44.4	38.5

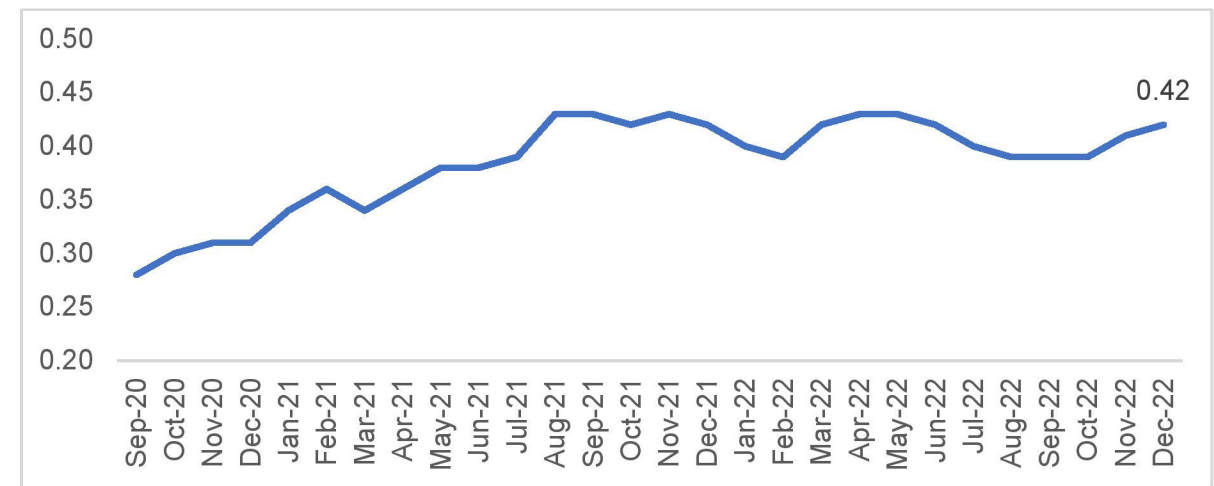
Source: USDA

Global Sugar Outlook for SS 2022-23 (RE)

- **Global production** is estimated up 2.8 million tons to 183.2 million as higher production in Brazil, China, and Russia is expected to more than offset declines in the European Union, India, and Ukraine.
- **Consumption** is anticipated to rise to a new record due to growth in markets such as China, Indonesia, and Russia
- **Exports** are projected higher as the drop in India is more than offset by higher exports from Brazil and Thailand
- **Closing Stock** are estimated lower as growth in global consumption exceeds the rise in production

Source: USDA

Global Sugar Price Trend (USD/Kg)



Source: ISO

Indian Sugar Industry – SS 2021-22

Sugar Production

- All India Sugar Production in SS 2022-23 is estimated at 343 lakh tonnes down 4% from the previous forecast due to yields impacted in key producing states hit by adverse weather
- FRP of Sugar Cane for Sugar Season 22-23 fixed at Rs. 305 / Qtl for a base recovery of Rs. 10.25% (P.Y.) Rs. 290 / Qtl for 10%

Sugar Balance Sheet for SS FY22

- Opening stock 60 lakh tons as on 1st October 2022
- Domestic consumption of 275 lakh tons, Sugar exports of 61 lakh tons (cap by GOI)
- The closing stock as on 30th September 2023 is 60 lakh tons

Exports

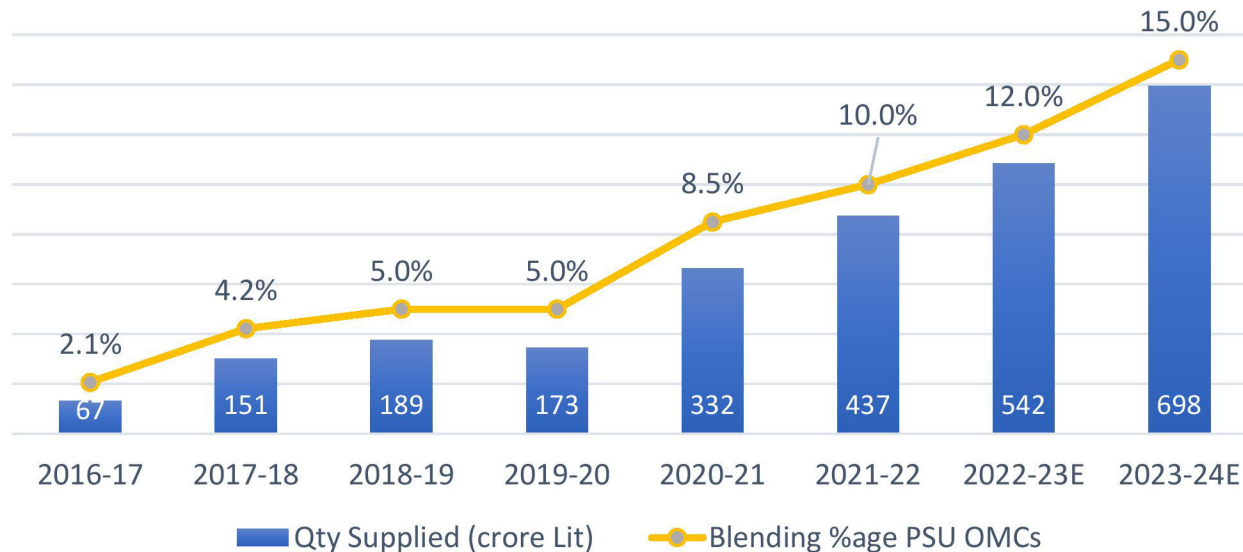
- Government has allowed 61 lakh tonnes of the sugar in the current season
- Sugar mills have entered contracts of 55 lakh tonnes out of which 18 lakh tonne have already been shipped.

Outlook

- ISMA estimates sugar production for SS 2022-23 to fall 5 per cent during 2022-23 marketing year ending September to 340 lakh tonnes after diversion of 45 lakh tonnes of sweetener. The blending of ethanol with petrol stood at 10 percent in the previous year and it is expected to increase to 12 per cent in 2022-23.

Indian Ethanol Play gets Stronger

Quantity Supplied (Ethanol) and %Blending Trends



- Till 22nd January, 2023, out of total ethanol supply of 69.63 crore litres, 37.86 crore litres have been supplied from Sugarcane Juice and 20.39 crore litres have been supplied from B- Heavy Molasses
- Till 22nd January, 2023, total contracted quantity from Sugarcane Juice and B-Heavy Molasses is 134.93 crore litres and 209.81 crore litres respectively

- The average blending percentage is 10.81% till January 22, 2023.
- Out of the 4754 million liters finalized by the OMCs for the Ethanol Supply Year 2022-23 (Dec.-Nov.) against a total requirement of 6000 million liters, contracts for 4688 million liters.
- Against the above, 696 million liters have been lifted by the OMCs till 22nd January, 2023
- The total lifted quantity is 15% of the contracted quantity and 15% of the finalized quantity
- A spokesperson for Toyota in India said any car produced after 2013 could run on E20. Maruti Suzuki previously said all of its cars will be E20 compatible by March 2023. By 2030, Suzuki estimates that 15% of its car line-up in India will be electric, while 60% would be biofuel cars.

Disclaimer

This presentation and the accompanying slides (the “Presentation”), which have been prepared by Magadh Sugar & Energy Limited (the “Company”), have been prepared solely for information purposes and do not constitute any offer, recommendation or invitation to purchase or subscribe for any securities, and shall not form the basis or be relied on in connection with any contract or binding commitment whatsoever. No offering of securities of the Company will be made except by means of a statutory offering document containing detailed information about the Company.

This Presentation has been prepared by the Company based on information and data which the Company considers reliable, but the Company makes no representation or warranty, express or implied, whatsoever, and no reliance shall be placed on, the truth, accuracy, completeness, fairness and reasonableness of the contents of this Presentation. This Presentation may not be all inclusive and may not contain all of the information that you may consider material. Any liability in respect of the contents of, or any omission from, this Presentation is expressly excluded.

Certain matters discussed in this Presentation may contain statements regarding the Company’s market opportunity and business prospects that are individually and collectively forward-looking statements. Such forward-looking statements are not guarantees of future performance and are subject to known and unknown risks, uncertainties and assumptions that are difficult to predict. These risks and uncertainties include, but are not limited to, the performance of the Indian economy and of the economies of various international markets, the performance of the industry in India and world-wide, competition, the company’s ability to successfully implement its strategy, the Company’s future levels of growth and expansion, technological implementation, changes and advancements, changes in revenue, income or cash flows, the Company’s market preferences and its exposure to market risks, as well as other risks. The Company’s actual results, levels of activity, performance or achievements could differ materially and adversely from results expressed in or implied by this Presentation. The Company assumes no obligation to update any forward-looking information contained in this Presentation. Any forward-looking statements and projections made by third parties included in this Presentation are not adopted by the Company and the Company is not responsible for such third party statements and projections.

Let's Connect



Mr. Dilip Patodia / Mr. Sudershan bajaj
dilip.patodia@birla-sugar.com / sudershan.bajaj@birla-sugar.com

9/1, R.N. Mukherjee Road, Kolkata



Ms. Pooja Sharma / Ms. Amritha Poojari
pooja.sharma@stellar-ir.com / amritha@stellar-ir.com

B-612/A, Kanakia Wallstreet, Andheri (East), Mumbai