

06.09.2022

To
The Corporate Relationship Department
BSE Limited
P J Towers, Dalal Street,
Mumbai-400001

Dear Sir/Madam

Sub: Intimation of (i) Annual General Meeting (AGM), (ii) other relevant dates for E-voting & (iii) Submission of Annual Report for the financial year ended 31st March, 2022 - Reg

Ref.: Scrip Code:530617

With respect to above captioned subject, we would like to inform you that an Annual General Meeting of the company for FY 2021-22 is scheduled to be held on **Thursday, 29th September, 2022** at 11.00 A.M through VC/OAVM.

Intimation about relevant dates for E-voting:

It is to inform you that Company has fixed the following dates for remote E-voting:

- Cut off Date for the members who will be entitled for remote e-voting and voting at the AGM: **Thursday, 22nd September, 2022.**
- Date and time for commencement of remote e-voting: **Monday, 26th September, 2022 at 09:00 A.M.**
- Date and time for end of remote e-voting: **Wednesday, 28th September, 2022 at 5:00 P.M**

Further Pursuant to Regulation 34 of Securities and Exchange Board of India (Listing Obligations and Disclosure Requirements) Regulations, 2015, please find enclosed Annual Report of the Company for the financial year 2021-22. We further state that the dispatch of AGM Notice through electronic mode has commenced and will be completed before **06/09/2022.**

This is for your information and dissemination. Kindly take the above on your record.

Thanking You
For **SAMPRE NUTRITIONS LIMITED**


B K GURBANI
Managing Director





SAMPRE NUTRITIONS LIMITED

**THIRTY FIRST ANNUAL REPORT
2021-2022**



Proud of more than

25

YEARS OF ASSOCIATION

with

M/s. Mondelez India Foods Private Limited

(Formerly Cadbury India Ltd)

Cadbury with 

1995 ONWARDS



SAMPRE NUTRITIONS LIMITED

(CIN: L15499TG1991PLC013515)

CORPORATE INFORMATION

BOARD OF DIRECTORS

| | |
|------------------------------|--|
| SRI BRAHMA GURBANI | : Managing Director |
| SRI VISHAL RATAN GURBANI | : Vice - President & Whole-time Director |
| SRI BANALA JAYAPRAKASH REDDY | : Independent Director |
| SMT UMRA SINGH SIROHI | : Independent Director |
| SRI VIMAL SURESH | : Independent Director |

STATUTORY COMMITTEES

AUDIT COMMITTEE

| Name | Designation |
|--------------------------|---------------|
| Mrs. Umra Singh Sirohi | - Chairperson |
| Mr. Vishal Ratan Gurbani | - Member |
| Mr. Vimal Suresh | - Member |

NOMINATION AND REMUNERATION COMMITTEE

| Name | Designation |
|------------------------------|---------------|
| Mrs. Umra Singh Sirohi | - Chairperson |
| Mr. Banala Jayaprakash Reddy | - Member |
| Mr. Vimal Suresh | - Member |

STAKEHOLDERS RELATIONSHIP COMMITTEE

| Name | Designation |
|--------------------------------------|---------------|
| Mrs. Umra Singh Sirohi (Chairperson) | - Chairperson |
| Mr. Vishal Ratan Gurbani | - Member |
| Mr. Vimal Suresh | - Member |

CHIEF FINANCIAL OFFICER

Sri Vamshi Srinivas Vempati

COMPANY SECRETARY

Sri Deepak Bissa

BANKERS

The South Indian Bank Ltd
Secunderabad

STATUTORY AUDITORS

M/s. RRK & Associates

Chartered Accountants

A04, IFF The Annexe,

Near Hitech City Rly Station

13th Phase, KPHB, Hyderabad – 500 085

REGISTRAR & SHARE TRANSFER AGENTS**M/s. Big Share Services Pvt. Ltd.**

306, 3rd Floor, Right Wing, Amrutha Ville,

Opp. Yashoda Hospital, Raj Bhavan Road

Somajiguda, Hyderabad – 500 082.

Phone: 040-40144582

Email: bsshyd1@bigshareonline.com

UNITS:

Unit No. 1 (Owned Plant) - Plot No. 133 Industrial Estate, Medchal - 501 401,
Telangana India

Unit No. 2 (Leased Plant) - Plot No.127 & 128, Medchal IDA – 501 401,
Hyderabad, Telangana India

REGISTERED OFFICE

Plot No. 133, Industrial Estate,

Medchal – 501 401

Telangana, India

Phone: 08418 - 222427/28

Fax: 08418 – 222429

E-Mail: gurbani@gurbanigroup.in

Website: www.sampreltd.com

LISTED AT :

The BSE Limited

NOTICE

NOTICE is hereby given that the **31st Annual General Meeting** of the Members of the **SAMPRE NUTRITIONS LIMITED** will be held on **THURSDAY, 29TH SEPTEMBER, 2022 at 11.30 AM** through **Video Conferencing (VC) / Other Audio Visual Means (OAVM)**, to transact the following business items:

ORDINARY BUSINESS:

1. To receive, consider and adopt the Audited Financial Statements of the Company for the financial year ended **31st March, 2022** along with the Reports of the Board of Directors' and Auditors' thereon.
2. To appoint a Director in place of Mr. Vishal Ratan Gurbani, who retires by rotation and being eligible, offers himself for re-appointment.
3. To fix Auditors remuneration for the financial year 2022-23.

SPECIAL BUSINESS:

4. **TO RATIFY RE-APPOINTMENT OF MR. VISHAL RATAN GURBANI AS WHOLE-TIME DIRECTOR OF THE COMPANY AND FIXING OF REMUNERATION:**

To consider and if thought fit, to pass with or without modification(s), the following resolution as ORDINARY RESOLUTION:

“RESOLVED THAT in accordance with the provisions of Sections 196, 197, Companies (Appointment and Remuneration of Managerial Personnel) Rules, 2014 read with Schedule V and all other applicable provisions of the Companies Act, 2013, if any, consent of the members of the Company be and is hereby accorded for re-appointment of Mr. Vishal Ratan Gurbani (DIN: 07738685) as Whole time Director and designated as Vice President of the Company, for a period of 5 (Five) years with effect from 22.08.2022 at a remuneration not exceeding ₹ 12,00,000 (Rupees Twelve Lakhs only) per annum, as recommended by Nomination and Remuneration committee, with such yearly increment on time scale basis as may be decided by the board from time to time, provided that such remuneration does not exceed the limits specified under Section 197 read with Schedule V of the Act.”

“FURTHER RESOLVED THAT the Board of Directors of the Company or any committee thereof be and is hereby also authorized to amend, alter, modify or otherwise vary the terms and conditions of appointment, including the components of the above mentioned remuneration payable to him subject to provisions of the Act.”

By Order of the Board
For SAMPRE NUTRITIONS LIMITED

Place: Medchal
Date: 02.09.2022

Sd/-
BRAHMA GURBANI
Managing Director

NOTES:

1. In view of the ongoing COVID pandemic, social distancing is a norm to be followed and pursuant to the Circular No. 14/2020 dated April 08, 2020, Circular No.17/2020 dated April 13, 2020 issued by the Ministry of Corporate Affairs followed by Circular No. 20/2020 dated May 05, 2020 and Circular No. 02/2021 dated January 13, 2021 and Circular No. 03/2022 dated May 05, 2022 and all other relevant circulars issued from time to time, physical attendance of the Members to the AGM venue is not required and general meeting be held through video conferencing (VC) or other audio visual means (OAVM). Hence, Members can attend and participate in the ensuing AGM through VC/OAVM.
2. Pursuant to the Circular No. 14/2020 dated April 08, 2020, issued by the Ministry of Corporate Affairs, the facility to appoint proxy to attend and cast vote for the members is not available for this AGM. However, the Body Corporates are entitled to appoint authorized representatives to attend the AGM through VC/OAVM and participate there at and cast their votes through e-voting.
3. The Members can join the AGM in the VC/OAVM mode 15 minutes before and after the scheduled time of the commencement of the meeting by following the procedure mentioned in the Notice. The facility of participation at the AGM through VC/OAVM will be made available for 1000 members on first come first served basis. This will not include large Shareholders (Shareholders holding 2% or more shareholding) Promoters, Institutional Investors, Directors, Key Managerial Personnel, the Chairpersons of the Audit Committee, Nomination and Remuneration Committee and Stakeholders Relationship Committee, Auditors etc. who are allowed to attend the AGM without restriction on account of first come first served basis.
4. The attendance of the members attending the AGM through VC/OAVM will be counted for the purpose of reckoning the quorum under Section 103 of the Companies Act, 2013
5. Corporate members are requested to send a scanned copy (in PDF/JPG format) of the Board Resolution authorising their representatives to attend the AGM, pursuant to Section 113 of the Act, through e-mail at vamshi@gurbanigroup.in.
6. In compliance with the aforesaid MCA Circulars and SEBI Circular dated May 12, 2020, Notice of the AGM along with the Annual Report 2021-22 is being sent only through electronic mode to those members whose email addresses are registered with the Company or CDSL / NSDL ("Depositories"). Members may note that the notice and Annual Report 2021-22 will also be available on the Company's website www.sampreltd.com, website of the Stock Exchange i.e. BSE Limited at www.bseindia.com. Members who have not registered their e-mail addresses with the Company or with the Depositories and wish to receive the aforesaid documents are required members may send an e-mail to vamshi@gurbanigroup.in or write to the RTA for registering their e-mail addresses.
7. The register of members and Share Transfer Books of the company will be remain closed from **Monday, 26th September, 2022 to Thursday, 29th September, 2022** (both days inclusive).
8. As per Regulation 40 of the listing regulations, as amended, securities of listed Companies can be transferred only in dematerialized form with effect from, April 1, 2019 except in case of request received for transmission or transposition of securities. In view of this and to eliminate

all risks associated with physical shares and for ease of portfolio management, members holding shares in physical form are requested to consider converting their holdings to dematerialized form.

9. An Explanatory Statement pursuant to Section 102 of the Companies Act, 2013 in respect of the business in Item No. 4 is annexed hereto.
10. Relevant documents referred in the accompanying Notice, Registers and all other statutory documents will be made available for inspection in electronic mode. Members can inspect the same by sending an email to the Company at vamshi@gurbanigroup.in.
11. The members are requested to address all their communications to M/s. Big Share Services Private Limited the common agency to handle electronic connectivity and the shares in physical mode.
12. Since the AGM will be held through VC / OAVM, the Route Map and Attendance Sheet are not required to be annexed to this Notice.
13. Pursuant to the provisions of Section 108 of the Companies Act, 2013 read with Rule 20 of the Companies (Management and Administration) Rules, 2014 (as amended) and Regulation 44 of SEBI (Listing Obligations & Disclosure Requirements) Regulations 2015 (as amended), and the Circulars issued by the Ministry of Corporate Affairs dated April 08, 2020, April 13, 2020 and May 05, 2020 the Company is providing facility of remote e-Voting to its Members in respect of the business to be transacted at the AGM. For this purpose, the Company has entered into an agreement with **National Securities Depository Limited (NSDL)** for facilitating voting through electronic means, as the authorized agency. The facility of casting votes by a member using remote e-Voting system as well as venue voting on the date of the AGM will be provided by NSDL.

THE INSTRUCTIONS FOR E-VOTING AND JOINING GENERAL MEETING ARE AS UNDER:-

The remote e-voting period begins on **Monday, 26th September, 2022 at 09:00 A.M.** and **ends on Wednesday, 28th September, 2022 at 5:00 P.M.** The remote e-voting module shall be disabled by NSDL for voting thereafter. The Members, whose names appear in the Register of Members / Beneficial Owners as on the record date (cut-off date) i.e. **Thursday, 22nd September, 2022** may cast their vote electronically. The voting right of shareholders shall be in proportion to their share in the paid-up equity share capital of the Company as on the cut-off date, being **22nd September 2022**.

How do I vote electronically using NSDL e-Voting system?

The way to vote electronically on NSDL e-Voting system consists of “Two Steps” which are mentioned below:





Step 1: Access to NSDL e-Voting system

A) Login method for e-Voting and joining virtual meeting for Individual shareholders holding securities in demat mode

In terms of SEBI circular dated December 9, 2020 on e-Voting facility provided by Listed Companies to Individual shareholders holding securities in demat mode are allowed to vote

through their demat account maintained with Depositories and Depository Participants. Shareholders are advised to update their mobile number and email Id in their demat accounts in order to access e-Voting facility.

Login method for Individual shareholders holding securities in demat mode is given below:

| Type of shareholders | Login Method |
|--|---|
| Individual Shareholders holding securities in demat mode with NSDL. | <ol style="list-style-type: none"> Existing IDeAS user can visit the e-Services website of NSDL Viz. https://eservices.nsdl.com either on a Personal Computer or on a mobile. On the e-Services home page click on the “Beneficial Owner” icon under “Login” which is available under ‘IDeAS’ section, this will prompt you to enter your existing User ID and Password. After successful authentication, you will be able to see e-Voting services under Value added services. Click on “Access to e-Voting” under e-Voting services and you will be able to see e-Voting page. Click on company name or e-Voting service provider i.e. NSDL and you will be re-directed to e-Voting website of NSDL for casting your vote during the remote e-Voting period or joining virtual meeting & voting during the meeting. If you are not registered for IDeAS e-Services, option to register is available at https://eservices.nsdl.com. Select “Register Online for IDeAS Portal” or click at https://eservices.nsdl.com/SecureWeb/IdeasDirectReg.jsp. Visit the e-Voting website of NSDL. Open web browser by typing the following URL: https://www.evoting.nsdl.com/ either on a Personal Computer or on a mobile. Once the home page of e-Voting system is launched, click on the icon “Login” which is available under ‘Shareholder/Member’ section. A new screen will open. You will have to enter your User ID (i.e. your sixteen digit demat account number hold with NSDL), Password/OTP and a verification code as shown on the screen. After successful authentication, you will be redirected to NSDL Depository site wherein you can see e-Voting page. Click on company name or e-Voting service provider i.e. NSDL and you will be redirected to e-voting website of NSDL for casting your vote during the remote e-voting period or joining virtual meeting & voting during the meeting. Shareholders/Members can also download NSDL Mobile App “NSDL Speede” facility by scanning the QR code mentioned below for seamless voting experience. <p style="text-align: center;">NSDL Mobile App is available on</p> <div style="display: flex; justify-content: space-around; align-items: center;"> <div style="text-align: center;">  App Store </div> <div style="text-align: center;">  Google Play </div> </div> <div style="display: flex; justify-content: space-around; align-items: center; margin-top: 10px;">   </div> |

| | |
|---|---|
| Individual Shareholders holding securities in demat mode with CDSL | <ol style="list-style-type: none"> Existing users who have opted for Easi / Easiest, they can login through their user id and password. Option will be made available to reach e-Voting page without any further authentication. The URL for users to login to Easi / Easiest are https://web.cdslindia.com/myeasi/home/login or www.cdslindia.com and click on New System Myeasi. After successful login of Easi/Easiest the user will be also able to see the E-Voting Menu. The Menu will have links of e-Voting service provider i.e. NSDL. Click on NSDL to cast your vote. If the user is not registered for Easi/Easiest, option to register is available at https://web.cdslindia.com/myeasi/Registration/EasiRegistration Alternatively, the user can directly access e-Voting page by providing demat Account Number and PAN No. from a link in www.cdslindia.com home page. The system will authenticate the user by sending OTP on registered Mobile & Email as recorded in the demat Account. After successful authentication, user will be provided links for the respective ESP i.e. NSDL where the e-Voting is in progress. |
| Individual Shareholders (holding securities in demat mode) login through their depository participants | <p>You can also login using the login credentials of your demat account through your Depository Participant registered with NSDL/CDSL for e-Voting facility. upon logging in, you will be able to see e-Voting option. Click on e-Voting option, you will be redirected to NSDL/CDSL Depository site after successful authentication, wherein you can see e-Voting feature. Click on company name or e-Voting service provider i.e. NSDL and you will be redirected to e-Voting website of NSDL for casting your vote during the remote e-Voting period or joining virtual meeting & voting during the meeting.</p> |

Important note: Members who are unable to retrieve User ID/ Password are advised to use Forget User ID and Forget Password option available at above mentioned website.

Helpdesk for Individual Shareholders holding securities in demat mode for any technical issues related to login through Depository i.e. NSDL and CDSL.

| Login type | Helpdesk details |
|---|--|
| Individual Shareholders holding securities in demat mode with NSDL | Members facing any technical issue in login can contact NSDL helpdesk by sending a request at evoting@nsdl.co.in or call at toll free no.: 1800 1020 990 and 1800 22 44 30 |
| Individual Shareholders holding securities in demat mode with CDSL | Members facing any technical issue in login can contact CDSL helpdesk by sending a request at helpdesk.evoting@cdslindia.com or contact at 022- 23058738 or 022-23058542-43 |

B) Login Method for e-Voting and joining virtual meeting for shareholders other than Individual shareholders holding securities in demat mode and shareholders holding securities in physical mode.

How to Log-in to NSDL e-Voting website?

1. Visit the e-Voting website of NSDL. Open web browser by typing the following URL: <https://www.evoting.nsdl.com/> either on a Personal Computer or on a mobile.
2. Once the home page of e-Voting system is launched, click on the icon “Login” which is available under ‘Shareholder/Member’ section.
3. A new screen will open. You will have to enter your User ID, your Password/OTP and a Verification Code as shown on the screen.

Alternatively, if you are registered for NSDL eservices i.e. IDEAS, you can log-in at <https://eservices.nsdl.com/> with your existing IDEAS login. Once you log-in to NSDL eservices after using your log-in credentials, click on e-Voting and you can proceed to

Step 2 i.e. Cast your vote electronically.

4. Your User ID details are given below:

| Manner of holding shares i.e. Demat (NSDL or CDSL) or Physical | Your User ID is: |
|---|---|
| a) For Members who hold shares in demat account with NSDL. | 8 Character DP ID followed by 8 Digit Client ID For example if your DP ID is IN300*** and Client ID is 12***** then your user ID is IN300***12*****. |
| b) For Members who hold shares in demat account with CDSL. | 16 Digit Beneficiary ID For example if your Beneficiary ID is 12***** then your user ID is 12*****. |
| c) For Members holding shares in Physical Form. | EVEN Number followed by Folio Number registered with the company For example if folio number is 001*** and EVEN is 101456 then user ID is 101456001*** |

5. Password details for shareholders other than Individual shareholders are given below:

- a) If you are already registered for e-Voting, then you can use your existing password to login and cast your vote.
- b) If you are using NSDL e-Voting system for the first time, you will need to retrieve the ‘initial password’ which was communicated to you. Once you retrieve your ‘initial password’, you need to enter the ‘initial password’ and the system will force you to change your password.

- c) How to retrieve your 'initial password'?
 - (i) If your email ID is registered in your demat account or with the company, your 'initial password' is communicated to you on your email ID. Trace the email sent to you from NSDL from your mailbox. Open the email and open the attachment i.e. a .pdf file. Open the .pdf file. The password to open the .pdf file is your 8 digit client ID for NSDL account, last 8 digits of client ID for CDSL account or folio number for shares held in physical form. The .pdf file contains your 'User ID' and your 'initial password'.
 - (ii) If your email ID is not registered, please follow steps mentioned below in **process for those shareholders whose email ids are not registered.**
6. If you are unable to retrieve or have not received the "Initial password" or have forgotten your password:
 - a) Click on "**Forgot User Details/Password?**" (If you are holding shares in your demat account with NSDL or CDSL) option available on **www.evoting.nsdl.com**.
 - b) **Physical User Reset Password?** (If you are holding shares in physical mode) option available on **www.evoting.nsdl.com**.
 - c) If you are still unable to get the password by aforesaid two options, you can send a request at **evoting@nsdl.co.in** mentioning your demat account number/folio number, your PAN, your name and your registered address etc.
 - d) Members can also use the OTP (One Time Password) based login for casting the votes on the e-Voting system of NSDL.
7. After entering your password, tick on Agree to "Terms and Conditions" by selecting on the check box.
8. Now, you will have to click on "Login" button.
9. After you click on the "Login" button, Home page of e-Voting will open.

Step 2: Cast your vote electronically and join General Meeting on NSDL e-Voting system.

How to cast your vote electronically and join General Meeting on NSDL e-Voting system?

1. After successful login at Step 1, you will be able to see all the companies "EVEN" in which you are holding shares and whose voting cycle and General Meeting is in active status.
2. Select "EVEN" of company for which you wish to cast your vote during the remote e-Voting period and casting your vote during the General Meeting. For joining virtual meeting, you need to click on "VC/OAVM" link placed under "Join General Meeting".
3. Now you are ready for e-Voting as the Voting page opens.
4. Cast your vote by selecting appropriate options i.e. assent or dissent, verify/modify the number of shares for which you wish to cast your vote and click on "Submit" and also "Confirm" when prompted.
5. Upon confirmation, the message "Vote cast successfully" will be displayed.

6. You can also take the printout of the votes cast by you by clicking on the print option on the confirmation page.
7. Once you confirm your vote on the resolution, you will not be allowed to modify your vote.

General Guidelines for shareholders

1. Institutional shareholders (i.e. other than individuals, HUF, NRI etc.) are required to send scanned copy (PDF/JPG Format) of the relevant Board Resolution/ Authority letter etc. with attested specimen signature of the duly authorized signatory(ies) who are authorized to vote, to the Scrutinizer by e-mail to **cs@vkbajajassociates.com** with a copy marked to **evoting@nsdl.co.in**.
2. It is strongly recommended not to share your password with any other person and take utmost care to keep your password confidential. Login to the e-voting website will be disabled upon five unsuccessful attempts to key in the correct password. In such an event, you will need to go through the "Forgot User Details/Password?" or "Physical User Reset Password?" option available on www.evoting.nsdl.com to reset the password.
3. In case of any queries, you may refer the Frequently Asked Questions (FAQs) for Shareholders and e-voting user manual for Shareholders available at the download section of www.evoting.nsdl.com or call on toll free no.: 1800 1020 990 and 1800 22 44 30 or send a request to **evoting@nsdl.co.in**.

Process for those shareholders whose email ids are not registered with the depositories for procuring user id and password and registration of e mail ids for e-voting for the resolutions set out in this notice:

1. In case shares are held in physical mode please provide Folio No., Name of shareholder, scanned copy of the share certificate (front and back), PAN (self-attested scanned copy of PAN card), AADHAR (self-attested scanned copy of Aadhar Card) by email to **vamshi@gurbanigroup.in**.
2. In case shares are held in demat mode, please provide DPID-CLID (16-digit DPID + CLID or 16-digit beneficiary ID), Name, client master or copy of Consolidated Account statement, PAN (Self attested scanned copy of PAN card), AADHAR (self-attested scanned copy of Aadhar Card) to **vamshi@gurbanigroup.in**. If you are an Individual shareholder holding securities in demat mode, you are requested to refer to the login method explained at step **1 (A) i.e. Login method for e-Voting and joining virtual meeting for Individual shareholders holding securities in demat mode.**
3. Alternatively, shareholder/members may send a request to **evoting@nsdl.co.in** for procuring user id and password for e-voting by providing above mentioned documents.
4. In terms of SEBI circular dated December 9, 2020 on e-Voting facility provided by Listed Companies, Individual shareholders holding securities in demat mode are allowed to vote through their demat account maintained with Depositories and Depository Participants. Shareholders are required to update their mobile number and email ID correctly in their demat account in order to access e-Voting facility.

THE INSTRUCTIONS FOR MEMBERS FOR e-VOTING ON THE DAY OF THE AGM ARE AS UNDER:

1. The procedure for e-Voting on the day of the AGM is same as the instructions mentioned above for remote e-voting.
2. Only those Members/ shareholders, who will be present in the AGM through VC/OAVM facility and have not casted their vote on the Resolutions through remote e-Voting and are otherwise not barred from doing so, shall be eligible to vote through e-Voting system in the AGM.
3. Members who have voted through Remote e-Voting will be eligible to attend the AGM. However, they will not be eligible to vote at the AGM.
4. The details of the person who may be contacted for any grievances connected with the facility for e-Voting on the day of the AGM shall be the same person mentioned for Remote e-voting.

INSTRUCTIONS FOR MEMBERS FOR ATTENDING THE AGM THROUGH VC/OAVM ARE AS UNDER:

1. Member will be provided with a facility to attend the AGM through VC/OAVM through the NSDL e-Voting system. Members may access by following the steps mentioned above for **Access to NSDL e-Voting system**. After successful login, you can see link of "VC/OAVM link" placed under "**Join General meeting**" menu against company name. You are requested to click on VC/OAVM link placed under Join General Meeting menu. The link for VC/OAVM will be available in Shareholder/Member login where the EVEN of Company will be displayed. Please note that the members who do not have the User ID and Password for e-Voting or have forgotten the User ID and Password may retrieve the same by following the remote e-Voting instructions mentioned in the notice to avoid last minute rush.
2. Members are encouraged to join the Meeting through Laptops for better experience.
3. Further Members will be required to allow Camera and use Internet with a good speed to avoid any disturbance during the meeting.
4. Please note that Participants Connecting from Mobile Devices or Tablets or through Laptop connecting via Mobile Hotspot may experience Audio/Video loss due to Fluctuation in their respective network. It is therefore recommended to use Stable Wi-Fi or LAN Connection to mitigate any kind of aforesaid glitches.
5. Shareholders who would like to express their views/have questions may send their questions in advance mentioning their name demat account number/folio number, email id, mobile number at **vamshi@gurbanigroup.in**. The same will be replied by the company suitably.
6. Members who would like to express their views or ask questions during the meeting will be required to register themselves as speaker by sending e-mail to the CFO at from their registered e-mail address, mentioning their name, DP ID and Client ID / folio number and mobile number. Only those Members who have registered themselves as speaker **by 10.00 A.M. on 26th September 2022** will be able to speak at the meeting.
7. Any person, who acquires shares of the Company and become member of the Company after sending the Notice of AGM through electronic mode and holding shares as on the cut-off date, may obtain the login ID and password by sending a request at **vamshi@gurbanigroup.in/evoting@nsdl.co.in**

8. Since the AGM will be held through VC / OAVM, the Route Map is not annexed in this Notice.

The Results of voting will be declared within two working days from the conclusion of the AGM and the Resolutions will be deemed to be passed on the date of the AGM, subject to receipt of requisite number of votes. The declared Results, along with the Scrutinizer's Report, will be available forthwith on the Company's corporate website www.sampreltd.com under the section 'Investor Relations' and on the website of NSDL; such Results will also be forwarded to the BSE Limited where the Company's shares are listed.

By Order of the Board
For **SAMPRE NUTRITIONS LIMITED**

Place: Medchal
Date: 02.09.2022

Sd/-
BRAHMA GURBANI
Managing Director

EXPLANATORY STATEMENT

(Pursuant to Section 102 of the Companies Act, 2013)

Item No. 4:

The Members of the Company at the AGM held on 26th September, 2017 had approved the appointment of Mr. Vishal Ratan Gurbani as Whole-time Director, for a period of five years with effect from 21st August, 2017.

The Board of Directors at their meeting held on 06th August, 2022 re-appointed Mr. Vishal Ratan Gurbani as a Whole-time Director and Vice- President of the Company for another term of 5 Year with effect from 22nd August, 2022 subject to approval of shareholders.

Pursuant to Section 196,197 of the Companies Act, 2013, the terms and conditions of appointment of Whole- Time Director and remuneration payable are required to be approved by the members in the General Meeting. Further In the event of loss or inadequacy of profits, in any financial year during the currency of tenure of office, the payment of remuneration shall be governed by the limits prescribed under section II of part II of Schedule V to the Companies Act, 2013, including any statutory modification or re-enactment thereof, for the time being in force. the profits of the Company may not be adequate and therefore the remuneration payable to the Whole time Director would exceed the limits prescribed under the relevant provisions of the Companies Act, 2013.

The approval of the members is being sought to the terms, conditions and stipulations for the re-appointment of Mr. Vishal Ratan Gurbani as the Whole-time Director and Vice- President at a remuneration not exceeding 12,00,000/- (Rupees Twelve Lakhs only) per annum, as recommended by the Nomination and Remuneration Committee of the Company with such yearly increment on time-scale basis as may be decided by the Board from time to time. The aggregate of the salary and perquisites in any financial year shall not exceed the limits prescribed from time to time under sections 197 read with Schedule V and other applicable provisions of the Companies Act, 2013.

Statement pursuant to Schedule-V of the Companies Act, 2013

| I. General Information | |
|---|---|
| Nature of industry | Sampre Nutritions Limited has been working as contract manufacturers for multi-national companies and leading FMCG Companies for more than 2 decades and after expansion of production capacities, the company has become exclusive partner of Modelez India for manufacture of eclairs for Domestic and Export Market. |
| Date or expected date of commencement of commercial production | The Company was incorporated in the year 1991 and is already in commercial production for long. |
| In case of new companies, expected date of commencement of activities as per project approved by financial institutions appearing in the prospectus | Not Applicable. |

| | |
|---|---|
| Financial performance based on given indicators | The details of financial performance of the Company for the years 2020-21 and 2021-22 are provided in the Annual Report 2022 which accompanies this Notice. |
| Foreign investments or collaborations, if any | Nil. |
| II. Information about the appointee | |
| Background details | Post Graduate in Business Management having about 10 Years of experience in Administration, finance and Manufacturing. |
| Past remuneration | Rs. 10.69 Lakhs Per Annum |
| Recognition or awards | He joined Gurbani Group during the year 2010 as Manager - Administration. Under his Guidance, M/s. Sampre Nutritions Ltd has successfully developed new products for in- house and for other Multi-National Companies such as M/s. Dharampal Satyapal Ltd, M/s. Alkem Labs Ltd and M/s. Patanjali Ayurved Ltd etc. |
| Job profile and her suitability | He is responsible for supervision and functioning including activities of Purchase/ Banking and Other Commercial Activities of the Company, handling day to day affairs, regularly reporting to the Board on the activities. |
| Remuneration proposed | The proposed remuneration of Rs. 12.00 Lakhs per Annum. It is fully justifiable with respects to comparable to that prevailing in the industry, keeping in view the profile and the position of confectionery industry and size of the Company. |
| Pecuniary relationship directly or indirectly with the company, or relationship with the managerial personnel, if any | Mr. Vishal Gurbani is son of Brother of Mr. B K Gurbani, Managing Director of the Company |
| III. Other Information | |
| Reasons of loss or Inadequate profits | The chocolate confectionery segment is dominated by a large number of MNCs and organized confectionery manufacturers. Company is mainly engaged in Contract manufacturing of confectionery products and margins are less in contract manufacturing compared to selling of products on its own, but marketing own product in the market dominated by MNCs requires to spend on marketing and withstand fierce competition from them. |
| Steps taken or proposed to be taken for improvement | The Company is taking all efforts to improve efficiency in manufacturing and save cost wherever possible and also increasing production capacity to increase revenue. Further company continues to focus on product innovations, upholding of its high-quality standards, increase in its capability to market its own products. |

| | |
|---|---|
| Expected increase in productivity and profits in measurable terms | The management has adopted focused and aggressive business strategies in all spheres of functions to improve the sales own product and profitability of the Company. Considering the present business scenario, the Company is expecting increase in revenue and profitability. The Management is confident of keeping a higher growth ratio in the period to come. |
|---|---|

Except Mr. B K Gurbani and Vishal Gurbani, none of the other Directors are in any way concerned or interested in the said resolution except to the extent of their shareholding.

Additional information pursuant to Regulation 36 of SEBI (Listing obligations and Disclosure Requirements) Regulations, 2015:

| | |
|---|---|
| Name of Director | VISHAL RATAN GURBANI |
| DIN No. | 07738685 |
| Date of Birth | 16.11.1989 |
| Date of First Appointment | 21.08.2017 |
| Experience in Specific Functional Area | <p>Post Graduate in Business Management having about 10 Years of experience in Administration, finance and Manufacturing.</p> <p>He joined Gurbani Group during the year 2010 as Manager - Administration. Under his Guidance, M/s. Sampre Nutritions Ltd has successfully developed new products for in- house and for other Multi-National Companies such as M/s. Dharampal Satyapal Ltd, M/s. Alkem Labs Ltd and M/s. Patanjali Ayurved Ltd etc.</p> |
| No. of Shares held in the company | -- |

DIRECTORS' REPORT

To
The Members

Your Directors have pleasure in presenting the **31st Annual Report** together with the Audited financial statements for the year ended **31st March, 2022**.

1. REVIEW OF PERFORMANCE:

(Amount in Lakhs)

| Particulars | Current Year 31.03.2022 | Previous Year 31.03. 2021 |
|---|----------------------------|------------------------------|
| Income (Including Other Income) | 2340.31 | 1826.45 |
| Expenses (Including exceptional items) | 1963.03 | 1480.48 |
| Profit/(Loss) before Interest, Depreciation & Tax (EBIDTA) | 377.28 | 345.98 |
| Finance Charges | 176.62 | 154.31 |
| Depreciation & amortization | 163.43 | 180.81 |
| Net Profit/(Loss) Before Tax | 37.22 | 10.86 |
| Provision for tax including Deferred Tax | 6.44 | 3.29 |
| Net Profit/(Loss) after tax | 30.79 | 7.57 |
| Add / (Less): Share of Profit / (Loss) on Associate Companies | -- | -- |
| Add / (Less): Minority Interest - Share of Profit / (Loss) | -- | -- |
| Net Profit / (Loss) | 30.79 | 7.57 |
| Basic | 0.64 | 0.16 |
| Diluted | 0.64 | 0.16 |

2. OPERATIONAL REVIEW:

During the year under review the company has achieved turnover of Rs. 2340.31 Lakhs as compared to Turnover of Rs. 1826.45 Lakhs during the last financial year. Your directors are hopeful of increase in turnover in coming years considering enhanced capacity. Net profit of the company before tax is Rs. 37.22 Lakhs compared to last year profit before tax of Rs. 10.85 Lakhs.

Your company has been working as contract manufacturers for multi-national companies and leading FMCG Companies for more than 2 decades and has been continuously striving to maintain world class manufacturing standards and recognized by customers for high quality standards. During the financial year company continued the contract manufacturing of "Eclairs" for **Mondelez India Foods Private Limited (Formerly Cadbury India Ltd)** and after expansion of production capacities, the company has become exclusive partner of Mondelez India for manufacture of eclairs for Domestic and Export Market.

Considering 25 years of valuable association with Mondelez India, they have further approached the company for manufacture of caramel based lollypop in eclairs category. In this regard company has placed order for import of new line of machinery for manufacture of lollypops

with capex of 2.5 Crores and this is expected to add another 350 tonnes per annum capacity to the existing capacity.

Further pursuant to Member's approval dated 13th August, 2022, Company shall issue and allot shares subsequent to obtaining inprinciple approval from BSE Ltd upto **i)** 20,50,000 (Twenty Lakhs Fifty Thousand Only) Equity Shares of Face Value of Rs. 10/- (Rupees Ten Only) each at a premium of Rs. 26/- (Rupees Twenty-Six Only) each aggregating to Rs.7,38,00,000/- (Rupees Seven Crores Thirty- Eight Lakhs Only) and **ii)** Issue of upto 68,00,000 (Sixty-Eight Lakhs Only) Convertible Warrants of Face Value of Rs. 10/- (Rupee Ten only) each at a premium of Rs. 26/- (Rupees Twenty-Six Only) each aggregating to Rs. 24,48,00,000/- (Rupees Twenty-Four Crores Forty- Eight Lakhs Only) to Strategic Investors on preferential allotment basis and the Company intends to utilise the net proceeds of the Issue for meeting the long-term funding requirements of the Company for capital expenditure, working capital, general corporate purposes, etc. in order to support the future growth plan of the Company.

3. DIRECTORS:

In order to comply with provisions of Section 152 of the Companies Act, 2013, Mr. Vishal Ratan Gurbani, Whole-time Director of the Company shall retire by rotation under the provisions of the Act and being eligible, offers himself for re-appointment.

Further, Board of Directors in their meeting held on 06th August, 2022 re-appointed Mr. Vishal Ratan Gurbani as Whole-time Director and Vice-President of the company for a term of 5 years w.e.f 22nd August, 2022 at a remuneration not exceeding ₹ 12,00,000/- (Rupees Twelve Lakhs only) per annum on the recommendation of Nomination and Remuneration Committee and based on the performance evaluation report, the board recommends his re-appointment as mentioned in Item 4 of Notice annexed to this Report.

4. TRANSFER TO RESERVES:

It is not proposed to transfer any amount to reserves during the financial year ended March 31, 2022.

5. DIVIDENDS:

Your directors do not recommend any dividends for the financial year 2021-22, as profits are planned to be ploughed back into the business operations of the Company.

6. PUBLIC DEPOSITS:

Your Company has not accepted any deposits during the year falling under Section 73 of the Companies Act, 2013 and Companies (Acceptance of Deposits) Rules, 2014.

7. SUBSIDIARY, HOLDING, JOINT VENTURE AND ASSOCIATE COMPANIES:

As on March 31, 2022, the Company does not have any subsidiary or holding or joint venture or associate Company as defined under the Companies Act, 2013.

8. SECRETARIAL STANDARDS:

The Directors and senior management state that applicable Secretarial Standards, i.e., SS-1 and SS-2, relating to 'Meetings of the Board of Directors' and 'General Meetings', respectively, have been duly complied by the Company.

9. TRANSFER OF AMOUNTS TO INVESTOR EDUCATION AND PROTECTION FUND:

Your Company did not have any funds lying unpaid or unclaimed for a period of seven years. Therefore, there were no funds which were required to be transferred to Investor Education and Protection Fund (IEPF).

10. MATERIAL CHANGES AND COMMITMENTS FROM THE DATE OF CLOSURE OF FINANCIAL YEAR:

No material changes and commitments affecting the financial position of the Company occurred between the end of the financial year to which this financial statement relates and the date of this report.

11. DETAILS OF SIGNIFICANT AND MATERIAL ORDERS PASSED BY THE REGULATORS, COURTS AND TRIBUNALS:

No significant and material order has been passed by the regulators, courts, tribunals impacting the going concern status and Company's operations in future.

12. PARTICULARS OF LOANS, GUARANTEES AND INVESTMENTS U/S 186:

The Company has not given any Loans, Guarantees falling under Section 186 of the Companies Act, 2013 during the current financial year and does not have any loans and guarantees outstanding as on 31st March 2022 except outstanding advances given to the Associate Companies in ordinary course of business.

The Disclosure of particulars pursuant to Section 186(4) of Investments made by company and outstanding as at 31st March 2022 is as follows:

| S. No | Name of the Investee | Nature of Investment | Amount |
|-------|-----------------------|----------------------------------|--------|
| 1. | Cosmos Co-Op Bank Ltd | 1000 equity share of Rs.100 each | 100000 |

13. ELECTRONIC ANNUAL REPORT:

In view of the continuing Covid-19 pandemic, the MCA has vide its circular dated May 05, 2020 read with circulars dated April 08, 2020 and April 13, 2020 followed by Circular dated January 13, 2021 and 2021 and Circular No. 03/2022 dated May 05, 2022 (collectively referred to as "MCA Circulars"), permitted the Annual Report to be sent through electronic mode, accordingly electronic copies of the Annual Report for the financial year 2021-22 and Notice of the AGM are sent to all shareholders whose email addresses are registered with the Company. Members are requested to register their email ids with Company or Registrar and Share Transfer Agent (RTA) of the Company for receiving e-copies of Annual Report, Notice to the AGM and other shareholder's communication.

14. DIRECTORS' RESPONSIBILITY STATEMENT:

Pursuant to Section 134(5) of the Companies Act, 2013 the Directors of your Company hereby confirm that:

- a) In the preparation of Annual Accounts for the year ended 31st March, 2022, the applicable accounting standards have been followed along with the proper explanation relating to material departures, if any, there from;

- b) The Directors have selected such accounting policies and applied them consistently and made judgments and estimates that are reasonable and prudent so as to give true and fair view of the state of affairs of the Company at the end of the financial year ended 31st March, 2022 and of the profit and loss of the Company for that period;
- c) The Directors have taken proper and sufficient care for the maintenance of adequate accounting records in accordance with the provisions of this Act, for safeguarding the assets of the Company and for preventing and detecting frauds and other irregularities;
- d) The Directors have prepared the annual accounts on a going concern basis.
- e) The directors had laid down internal financial controls by the Company and that such internal financial controls are adequate and operating effectively; and
- f) The directors had devised proper systems to ensure compliance with the provisions of all applicable laws and that such systems were adequate and operating effectively.

15. REMUNERATION POLICY:

The Board has, on the recommendation of the Nomination & Remuneration Committee framed a policy which lays down a framework in relation to selection, appointment and remuneration to Directors, Key Managerial Personnel and Senior Management of the Company.

Disclosures with respect to the remuneration of Directors and employees as required under Section 197(12) of Companies Act, 2013 and Rule 5 (1) Companies (Appointment and Remuneration of Managerial Personnel) Rules, 2014 is provided as follows:

I. Remuneration details of Directors and Key Managerial Personnel (KMPs)

| Name of the Director | Designation | % increase in Remuneration | Ratio to Median Remuneration |
|------------------------------|--------------------------|----------------------------|------------------------------|
| a) Executive Director | | | |
| Brahma Gurbani | Managing Director | Nil | 6.94:1 |
| Vishal Ratan Gurbani | Whole-Time Director – VP | Nil | 3.09.1 |
| b) KMP | | | |
| Vamshi Srinivas Vempati | CFO | Nil | 3.05.1 |
| Deepak Bissa | Company Secretary | Nil | 0.52.1 |

- II. Total employees on the payroll of the Company: **128**
- III. Percentage increase in the median remuneration of employees during FY 2021-22 and Remuneration of Managerial Personnel Vis a Vis other employees: **NIL**
- IV. Pursuant to Rule 5(1)(xii) of the companies (Appointment & Remuneration of Managerial Personnel) Rules, 2014, it is hereby affirmed that the remuneration paid is as per the Remuneration Policy for Directors, Key Managerial Personnel and other Employees.
- V. Details of top ten employees of the companies in terms of remuneration drawn during the year including the details of remuneration of employees who, if employed throughout the year, were in receipt of remuneration at the rate of not less than Rs.1,02,00,000/- per annum or if

employed for part of the year, were in receipt of remuneration at the rate of not less than Rs. 8,50,000/- per month - **NIL**

16. BOARD MEETINGS, BOARD OF DIRECTORS, KEY MANAGERIAL PERSONNEL & COMMITTEES OF DIRECTORS:

i) Board Meetings:

The Board of Directors of the Company met **08 (eight)** times during the year 2021-22. The gap intervening between two meetings of the board is as prescribed in the Companies Act, 2013. The detail of number of meetings attended by each director is as follows:

| Names of Directors | Board Meetings | | | | | | | |
|-------------------------------|----------------|----------|----------|----------|----------|----------|----------|----------|
| | 29/06/21 | 12/08/21 | 27/08/21 | 07/09/21 | 12/11/21 | 22/01/22 | 02/02/22 | 30/03/22 |
| Mr. Brahma Gurbani | Yes | Yes | Yes | Yes | Yes | Yes | Yes | Yes |
| Mr. Banala Jaya Prakash Reddy | Yes | No | Yes | No | No | No | No | Yes |
| Mrs. Umra Singh Sirohi | Yes | Yes | Yes | Yes | Yes | Yes | Yes | Yes |
| Mr. Vishal Ratan Gurbani | Yes | Yes | Yes | Yes | Yes | Yes | Yes | Yes |
| Mr. Vimal Suresh | Yes | Yes | Yes | No | Yes | No | Yes | No |

ii) Key Managerial Personnel:

As at March 31, 2022, the following have been designated as KMP of the Company as defined under Sections 2(51) and 203 of the Companies Act, 2013 read with the Companies (Appointment and Remuneration of Managerial Personnel) Rules, 2014:

Mr. Brahma Gurbani, Managing Director

Mr. Vishal Ratan Gurbani – Vice-President (Whole-time Director)

Mr. Vamshi Srinivas Vempati, Chief Financial Officer

Mr. Deepak Bissa – Company Secretary

iii) Changes in Directors & Key Managerial Personnel: Nil

iv) Independent Directors:

1. Mr. Banala Jayaprakash Reddy – Second Term w.e.f 27.09.2019

2. Mrs. Umra Singh Sirohi - Second term w.e.f. 27.09 2019

3. Mr. Vimal Suresh w.e.f 14.02.2019

v) Statement on declaration by independent directors:

The Company has received necessary declaration from each independent Director under Section 149(7) of the Companies Act, 2013, that he/she meets the criteria of independence as laid down in Section 149(6) of the Companies Act, 2013 and Regulation 25 of SEBI (Listing Obligations and Disclosure Requirements) Regulations, 2015.

vi) Board Committees:

The Company has the following Committees of the Board:

(a) AUDIT COMMITTEE:

The primary objective of Audit Committee is to monitor and provide effective supervision of the management's financial reporting process with a view to ensure accurate, timely and proper disclosures and transparency in financial reporting. The Company has a qualified and independent Audit Committee comprising of Independent & Promoter Directors. The Chairman of the Committee is an Independent Director.

• Composition:

Audit Committee of your Company as on date consists of 2 Non-executive Independent Director and 1 Executive Director. Company Secretary is Secretary to the Audit Committee.

- | | | | |
|----|--------------------------|---|-------------|
| 1. | Mrs. Umra Singh Sirohi | - | Chairperson |
| 2. | Mr. Vishal Ratan Gurbani | - | Member |
| 3. | Mr. Vimal Suresh | - | Member |

The committee met Four times during the financial year 29.06.2021, 12.08.2021, 12.11.2021 and 02.02.2022 attendance of each Member of Committee is as follows.

| S. No. | Names of the Member | Designation | No. of Meetings held | No. of Meetings attended |
|--------|--------------------------|-------------|----------------------|--------------------------|
| 1 | Mrs. Umra Singh Sirohi | Chairperson | 4 | 4 |
| 2 | Mr. Vimal Suresh | Member | 4 | 4 |
| 3 | Mr. Vishal Ratan Gurbani | Member | 4 | 4 |

Further there are no recommendations of Audit Committee which were not accepted by the Board

Terms of Reference:

- Overseeing the financial reporting process of the Company.
- Recommendation for appointment, remuneration and terms of appointment of auditors of the Company, decide the nature and scope of audit in consultation with Auditors as well as post-audit discussion;
- Reviewing and monitoring the auditor's independence and performance, and effectiveness of audit process, performance of statutory and internal auditors, adequacy of the internal control systems;
- Reviewing, with the management, the annual financial statements and auditor's report, quarterly financial statements, the statement of uses / application of funds thereon before submission to the board for approval, scrutiny of inter-corporate loans and investments, valuation of undertakings or assets, statement of deviations, management discussion and analysis of financial condition & such other significant information
- Approval or any subsequent modification of transactions of the listed entity with related parties;
- Evaluation and reviewing of adequacy of internal audit function internal financial controls and risk management systems;
- To review the functioning of the whistle blower mechanism;

(b) NOMINATION AND REMUNERATION COMMITTEE:

- **Brief description of terms of reference:**

The Nomination and Remuneration Committee is vested with the powers relating to formulating the criteria for determining qualifications, positive attributes, independence of directors and recommend to the board a policy relating to the remuneration of the directors, Key Managerial Employees and other employees.

The Committee shall also identify & screen candidates who qualify to become directors and may be appointed in senior management with the criteria laid down, evaluation of director's performance, approving and evaluating the compensation plans, policies and programs for executive directors and senior managements.

- **Composition:**

The Nomination & Remuneration Committee constitutes of following directors:

- | | | | |
|----|------------------------------|---|-------------|
| 1. | Mrs. Umra Singh Sirohi | - | Chairperson |
| 2. | Mr. Banala Jayaprakash Reddy | - | Member |
| 3. | Mr. Vimal Suresh | - | Member |

The Nomination and Remuneration Committee met once during the financial year 2021-22 on **27.08.2021**.

- **Remuneration Policy and details of remuneration paid to the Directors:**

The policy framed by the Nomination and Remuneration Committee under the provisions of Section 178(4) of the Act, is as below:

The Board has, on the recommendation of the Nomination & Remuneration Committee framed a policy which lays down a framework in relation to selection, appointment and remuneration to Directors, Key Managerial Personnel and Senior Management of the Company. The remuneration policy of the Company has been so structured in order to match the market trends of the confectionery industry. The Company has made adequate disclosures to the members on the remuneration paid to Directors from time to time. Remuneration/ Commission payable to Directors is determined by the contributions made by the respective Directors for the growth of the Company.

Presently, the Non-Executive Directors do not receive any remuneration from the Company except sitting fees.

The aggregate value of salary and perquisites for the year ended 31.03.2022 to Executive Directors are as under:

| Name | Designation | Remuneration for financial year 2021-22 (in ₹) | | |
|--------------------------|--------------------------------------|---|------------|-----------|
| | | Salary & Perks | Commission | Total |
| Mr. Brahma Gurbani | Managing Director | 24,00,000 | -- | 24,00,000 |
| Mr. Vishal Ratan Gurbani | Vice-President & Whole Time Director | 10,69,200 | -- | 10,69,200 |

(c) STAKEHOLDERS RELATIONSHIP COMMITTEE:

The role of Stakeholders' Relationship Committee is to consider and resolve the grievances of shareholders of the Company with respect to transfer of shares, non-receipt of annual report, non-receipt of declared dividend, etc, review adherence to the service standards in respect of services from the Registrar & Share Transfer Agent and ensure timely receipt of dividend warrants/annual reports/statutory notices by the shareholders of the company.

Composition of Stakeholders Relationship Committee is as follows:

| | | |
|--------------------------|---|-------------|
| Mrs. Umra Singh Sirohi | - | Chairperson |
| Mr. Vishal Ratan Gurbani | - | Member |
| Mr. Vimal Suresh | - | Member |

vii) Vigil Mechanism:

In order to ensure that the activities of the Company and its employees are conducted in a fair and transparent manner by adoption of highest standards of professionalism, honesty, integrity and ethical behaviour the company has established a whistle-blower policy and also established a mechanism for Directors and employees to report their concerns.

• Whistle Blower Policy:

The Company has established a mechanism for employees to report concerns about unethical behaviors, actual or suspected fraud, and violation of Code of Conduct of the Company etc. The mechanism also provides for adequate safeguards against victimization of employees who avail the mechanism and also provides for direct access to the Chairman of the Audit Committee. We affirm that during the financial year 2021-22, no employee has been denied access to the Audit Committee.

viii) Related Party Transactions:

During the year under review, your Company has entered into transactions with related parties, the details of said transactions are provided in Notes to the Audited Accounts for the year 2021-22 as appended to this report.

All transactions entered with Related Parties for the year under review were on arm's length basis and in the ordinary course of business. There are no such transactions made by the Company with Promoters, Directors, Key Managerial Personnel or other designated persons which may have a potential conflict with the interest of the Company at large. All Related Party Transactions are placed before the Audit Committee and also the Board for approval, where ever required. Prior omnibus approval of the Audit Committee, if any, is obtained for the transactions which are of a foreseeable and repetitive nature. A statement giving details of all related party transactions entered into pursuant to the omnibus approval so granted are placed before the Audit Committee and the Board of Directors on a quarterly basis.

Details of the related party transactions as required pursuant to clause (h) of sub-section (3) of section 134 of the Companies Act, 2013 and Rule 8(2) of the Companies (Accounts) Rules, 2014 in **Form AOC-2** is annexed as **Annexure – 1** to this report.

17. PERFORMANCE OF THE BOARD OF DIRECTORS, ITS COMMITTEES AND INDIVIDUAL DIRECTORS:

In accordance with Section 134(3)(p) of the Companies Act, 2013 and Rule 8(4) of the Companies (Accounts) Rules, 2014, your Directors have reviewed and evaluated the performance of the Board of Directors and their committees, along with performance of individual Director in the light of Company's performance. The performance of the Directors individually and collectively and performance of committees are found satisfactory.

With the spirit of wealth creation for the shareholders of the Company, your Directors are committed to give their best efforts towards the development of the Company.

18. CORPORATE SOCIAL RESPONSIBILITY (CSR):

As your company doesn't have net worth exceeding rupees five hundred crore or turnover exceeding rupees one thousand crore or net profit exceeding five crore, doesn't fall under the criteria to comply with provisions of Corporate Social Responsibility u/s 135, hence the disclosures as per Rule 9 of Companies (Corporate Social Responsibility Policy) Rules, 2014 are not required to be made.

19. INTERNAL FINANCIAL CONTROL SYSTEMS AND THEIR ADEQUACY:

The Board has laid down internal financial controls and believes that the same are commensurate with the nature and size of its business. Such controls have been supplemented by the internal audits carried by Internal Auditor in discussion of top Management including Directors and Chief Financial Officer and presented before the Audit Committee, periodically.

Based on the framework of internal financial controls and the reviews performed by the Management and the Audit Committee, the Board is of the opinion that the Company's internal financial controls were adequate and effective during financial year 2021-22, for ensuring the orderly and efficient conduct of its business including adherence to the Company's Policies, the safeguarding of its assets, the prevention and detection of frauds and errors, the accuracy and completeness of accounting records and timely preparation of reliable financial disclosures.

20. AUDITORS:

M/s. R R K & Associates, Chartered Accountants (FRN: 009785S), Statutory Auditors were appointed at the Twenty Eighth AGM of the Company to hold the office for a period of five years until the conclusion of the Annual General Meeting of the Company to be held in the financial year 2024. The Company has obtained consent from the Auditors expressing their willingness to continue as statutory Auditors for financial year 2022-23 and that they are eligible for such continuation of their appointment.

Further pursuant to section 142 of the Companies Act, 2013 payment of remuneration to Auditors requires approval of members in general meeting, hence resolution commended for the approval of Shareholders to authorize the board to negotiate and fix their remuneration for FY 2022-23.

21. DETAILS OF FRAUD REPORTED BY AUDITORS:

The Auditors of the Company have not reported any fraud as specified under the second proviso of Section 143(12) of the Companies Act, 2013.

22. AUDITORS REPORT:

With regard to Auditors Observation vide point vii (a) of CARO Report is self-explanatory and your Board herewith bring to your kind notice that due to short term cash flow crisis, the Company could not pay undisputed statutory dues in time and there are no other further qualification, reservation or adverse remark. The Auditors' Report is enclosed with the financial statements in this annual report.

23. COST AUDIT & RECORDS:

The provisions of Cost audit u/s 148 and Cost Records are not applicable to the Company.

24. SECRETARIAL AUDITORS:

In accordance with the provisions of Section 204 of the Companies Act, 2013 and Rule 9 of Companies (Appointment and Remuneration of Managerial Persons) Rule, 2014, the Board of Directors of the Company appointed M/s. V K Bajaj & Associates, Practicing Company Secretaries, to conduct Secretarial Audit of the company for the financial year 2021-22. The Secretarial Audit Report for financial year 2021-22 is herewith appended as **Annexure 2** to the Board's report.

With regards to advances to sister concerns, Board would like to inform you that those advances are given in the ordinary course of business and other remarks in Secretarial Audit Report are self explanatory and you board of directors undertake to be more diligent in future.

25. EXTRACT OF ANNUAL RETURN:

In accordance with Section 134(3)(a) of the Companies Act, 2013, and extract of Annual Return in Form MGT 9 is annexed herewith as **Annexure 3** to the Boards' Report.

26. CONSERVATION OF ENERGY, TECHNOLOGY ABSORPTION AND FOREIGN EXCHANGE EARNINGS AND OUTGO:

The particulars as prescribed under Section 134(3)(m) of the Act, read with Rule 8 of the Companies (Accounts) Rules, 2014, are set out in the **Annexure 4** to this Report.

27. MANAGEMENT DISCUSSION & ANALYSIS REPORT:

As per Regulation 34 (2) and Para B of Schedule V of the SEBI (Listing Obligations & Disclosure Requirements) Regulations, 2015, Management Discussion and Analysis report is attached and forms part of this report, as **Annexure 5**.

28. RISK MANAGEMENT:

Risks are events, situations or circumstances which may lead to negative consequences on the Company's businesses. Risk management is a structured approach to manage uncertainty. A formal enterprise wide approach to Risk Management is being adopted by the Company and key risks will now be managed within a unitary framework.

The Company has developed and implemented a Risk Management Policy for identifying the risk associated with business of the Company and measures to be taken to mitigate the same. The Audit Committee has additional oversight in the area of financial risks and controls. All risks are well integrated with functional and business plans and are reviewed on a regular basis by the senior leadership. There are no risks which in the opinion of the Board threaten the existence of the Company

29. DISCLOSURE UNDER THE SEXUAL HARASSMENT OF WOMEN AT WORKPLACE (PREVENTION, PROHIBITION AND REDRESSAL) ACT, 2013:

The Company is always committed to promote a work environment free from discrimination and harassment based on gender thereby providing a friendly workplace environment. It ensures that all employees are treated with dignity and there is no discrimination between individuals on the basis of their race, colour, gender, religion, political opinion, social origin, sexual orientation or age.

The Company has zero tolerance for sexual harassment at workplace and has adopted a policy on prevention, prohibition and redressal of sexual harassment at workplace in line with the provisions of Sexual Harassment of Women at Workplace (Prevention, Prohibition and Redressal) Act, 2013 and the rules framed there under. During the Financial Year 2021-22, the Company received no complaints on sexual harassment.

30. CAUTIONARY STATEMENT

Statements in the Board's Report and the Management Discussion & Analysis describing the Company's objectives, expectations or forecasts may be forward looking within the meaning of applicable securities laws and regulations. Actual results may differ materially from those expressed in the statement. Important factors that could influence the Company's operations include global and domestic demand and supply conditions affecting selling prices of finished goods, input availability and prices, changes in government regulations, tax laws, economic developments within the country and other factors such as litigation and industrial relations.

31. ACKNOWLEDGEMENTS:

Your Directors have pleasure in recording their appreciation for the assistance extended to the Company by various officials of the Central and State Governments and Commercial Banks.

Your Directors would also like to place on record their sincere appreciation and gratitude to the Shareholders, Investors, Suppliers, Bankers for their support and co-operation. Your Directors express their heartfelt gratitude to the employees for their exceptional commitment and loyalty to the Company.

By the Order of the Board
For **SAMPRE NUTRITIONS LIMITED**

Place: Medchal
Date: 02.09.2022

Sd/-
BRAHMA GURBANI
Managing Director
DIN: 00318180

Sd/-
VISHAL RATAN GURBANI
Whole-time Director
DIN: 07738685

Annexures to Board's Report

| Annexure No. | Content |
|---------------------|--|
| 1. | Form AOC-2- Particulars of contracts and arrangements with related parties |
| 2. | Form MR-3 – Secretarial Audit report |
| 3. | Extract of Annual Return |
| 4. | Conservation of Energy, Technology Absorption, Foreign Exchange Earnings and Outgo |
| 5. | Management Discussion and Analysis Report |

FORM NO. AOC -2

(Pursuant to clause (h) of sub-section (3) of section 134 of the Act and Rule 8(2) of the Companies (Accounts) Rules, 2014)

Form for Disclosure of particulars of contracts/arrangements entered into by the company with related parties referred to in sub section (1) of section 188 of the Companies Act, 2013 including certain arms length transaction under third proviso thereto.

Details of contracts or arrangements or transactions not at Arm's length basis.

| Sl. No. | Particulars | Details |
|---------|---|---------|
| a. | Name (s) of the related party & nature of relationship | Nil |
| b. | Nature of contracts/arrangements/transaction | Nil |
| c. | Duration of the contracts/arrangements/transaction | Nil |
| d. | Salient terms of the contracts or arrangements or transaction including the value, if any | Nil |
| e. | Justification for entering into such contracts or arrangements or transactions' | Nil |
| f. | Date of approval by the Board | Nil |
| g. | Amount paid as advances, if any | Nil |
| h. | Date on which the special resolution was passed in General meeting as required under first proviso to section 188 | Nil |

Details of contracts or arrangements or transactions at Arm's length basis.

| S.No. | Particulars | Details | |
|-------|---|--|--|
| a. | Name (s) of the related party &.. Nature of relationship | M/s. Royes Industries Limited Enterprise in which Directors have significant influence | M/s. Royes Industries Limited Enterprise in which Directors have significant influence |
| b. | Nature of contracts/ arrangements/ transaction | Lease Agreement dated 24.04.2015 & Addendum to Lease Agreement dated 08.11.2016 | Purchases & Sales |
| c. | Duration of the contracts / arrangements/ transaction | 8 years commencing from 21 st April, 2015 | In the ordinary course of business on arm length basis |
| d. | Salient terms of the contracts or arrangements or transaction including the value, if any | Lease Rental of Rs. 5,90,000/- p.m towards factory premises along with Plant and Machinery | Purchases of Rs. 3,81,66,928/- & Sales of Rs. 4,23,05,273/- |
| e. | Date of approval by the Board | 27.03.2015 | 29.06.2021 |
| f. | Amount paid as advances, if any | Advance of Rs. 53,82,353/- paid as Security Deposit | -- |

Form No. MR-3
SECRETARIAL AUDIT REPORT
for the financial year ended 31.03.2022

[Pursuant to section 204(1) of the Companies Act, 2013 and rule No.9 of the Companies (Appointment and Remuneration Personnel) Rules, 2014]

To,
The Members,
SAMPRE NUTRITIONS LIMITED
Plot No. 133, Industrial Estate
Medchal – 501 401

We have conducted the secretarial audit of the compliance of applicable statutory provisions and the adherence to good corporate practices by **M/s. SAMPRE NUTRITIONS LIMITED** (hereinafter called the company). Secretarial Audit was conducted in a manner that provided me a reasonable basis for evaluating the corporate conducts/statutory compliances and expressing my opinion thereon.

Based on my verification of **M/s. SAMPRE NUTRITIONS LIMITED** books, papers, minute books, forms and returns filed and other records maintained by the company and also the information provided by the Company, its officers, agents and authorized representatives during the conduct of secretarial audit, I hereby report that in my opinion, the company has, during the audit period covering the financial year ended on **31st March, 2022** complied with the statutory provisions listed hereunder and also that the Company has proper Board-processes and compliance-mechanism in place to the extent, in the manner and subject to the reporting made hereinafter:

We have examined the books, papers, minute books, forms and returns filed and other records maintained by the Company for the financial year ended on 31st March, 2022 according to the provisions of:

- i. The Companies Act, 2013 (the Act) and the rules made there under;
- ii. The Securities Contracts (Regulation) Act, 1956 ('SCRA') and the rules made there under;
- iii. The Depositories Act, 1996 and the Regulations and Bye-laws framed there under;
- iv. The following Regulations and Guidelines prescribed under the Securities and Exchange Board of India Act, 1992 ('SEBI Act'):-
 - (a) The Securities and Exchange Board of India (Substantial Acquisition of Shares and Takeovers) Regulations, 2011;
 - (b) The Securities and Exchange Board of India (Prohibition of Insider Trading) Regulations, 1992 amended to Securities and Exchange Board of India (Prohibition of Insider Trading) Regulations, 2015 w.e.f. 16th May 2015;
 - (c) The Securities and Exchange Board of India (Issue of Capital and Disclosure Requirements) Regulations, 2009 amended to Securities and Exchange Board of India (Listing Obligations and Disclosure requirements) Regulations, 2015 herein referred as Listing Regulations.

- (d) SEBI (Share Based Employee Benefits) Regulations, 2014. **Not Applicable**
- (e) The Securities and Exchange Board of India (Issue and Listing of Debt Securities) Regulations, 2008; **Not Applicable**
- (f) The Securities and Exchange Board of India (Registrars to an Issue and Share Transfer Agents) Regulations, 1993 regarding the Companies Act and dealing with client;
- (g) The Securities and Exchange Board of India (Prohibition of Insider Trading) Regulations, 2015
- (h) The Securities and Exchange Board of India (Delisting of Equity Shares) Regulations, 2009; **Not Applicable** and
- (i) The Securities and Exchange Board of India (Buyback of Securities) Regulations, 1998; **Not Applicable**

During the period under review the Company has complied with the provisions of the Act, Rules, Regulations, Guidelines, Standards, etc. mentioned above to the extent applicable to the Company subject to the following observations:

- a) Following Delay/Deficiencies are being reported in compliance with SEBI(LODR) Regulation, 2015 and the Companies Act, 2013
 - i. *Company has not complied with provisions of Regulation 47(1)(a) of SEBI(LODR) Regulations, 2015 with regards to paper publication Notice of Board Meeting.*
 - ii. *Company has given advances to sister concerns in non-compliance with provisions of the Companies Act, 2013.*
- v. We further report that, after considering the compliance system prevailing in the Company, and after carrying out test checks of the relevant records and documents maintained by the Company, it has complied with the following laws that are applicable specifically to the Company:
 - (a) The Factories Act, 1948
 - (b) The Boilers Act, No V of 1923
 - (c) Food Safety and Standards Act, 2006.
 - (d) Water (Prevention & Control of Pollution) Act, 1961
 - (e) Air (Prevention & Control of Pollution) Act, 1981
 - (f) Hazardous and other Wastes (Management and Transboundary Movement) Rules, 2016
 - (g) The Andhra Pradesh Commodities Dealers (Licensing & Distribution) Order 1982.

We have also examined compliance with the applicable clauses of the following:

- i) Company has complied with all applicable Secretarial Standards issued by the Institute of Company Secretaries of India (ICSI) Secretarial Standards.

MANAGEMENT RESPONSIBILITY:

- 1. Maintenance of secretarial records, and to devise proper systems to ensure compliance with the provisions of all applicable laws and regulations and to ensure that the systems are adequate

and operate effectively is the responsibility of Management. Our responsibility as the Secretarial Auditor is to express an opinion on these secretarial records, systems, standards and procedures based on our audit.

2. We have followed the audit practices and the processes as were appropriate to obtain reasonable assurance about the correctness of the contents of the secretarial records. The verification was done on test basis to ensure that correct facts are reflected in secretarial records. We believe that the processes and practices, we followed provide a reasonable basis for our opinion;
3. We have not verified the correctness and appropriateness of financial records and Books of Accounts of the Company;
4. Wherever required, we have obtained the Management Representation about the compliance of laws, rules and regulation and happening of events etc;
5. The compliance of the provisions of Corporate and other applicable laws, rules, regulations, standards is the responsibility of management. Our examination was limited to the verification of procedure on test basis;
6. The Secretarial Audit report is neither an assurance as to the future viability of the Company nor of the efficacy or effectiveness with which the management has conducted the affairs of the Company.

We further report that the Board of Directors of the Company is duly constituted with proper balance of Executive Directors, Non-Executive Directors and Independent Directors. The changes in the composition of the Board of Directors that took place during the period under review were carried out in compliance with the provisions of the Act.

Adequate notice is given to all directors to schedule the Board Meetings, agenda and detailed notes on agenda were sent at least seven days in advance, and a system exists for seeking and obtaining further information and clarifications on the agenda items before the meeting and for meaningful participation at the meeting. Majority decision is carried through while the dissenting members' views are captured and recorded as part of the minutes.

We further report that there are adequate systems and processes in the company commensurate with the size and operations of the company to monitor and ensure compliance with applicable laws, rules, regulations and guidelines.

For V K Bajaj & Associates
Company Secretaries

Place: Hyderabad
Date: 02.09.2022

Sd/-
Vasanth Kumar Bajaj
Company Secretary
FCS 6868, C P No. 5827
UDIN: F006868D000900035

Form No. MGT-9
EXTRACT OF ANNUAL RETURN
as on the financial year ended on 31.03.2022

[Pursuant to section 92(3) of the Companies Act, 2013 and rule 12(1) of the Companies (Management and Administration) Rules, 2014]

I. REGISTRATION AND OTHER DETAILS:

| | | |
|----|---|---|
| 1. | CIN | L15499TG1991PLC013515 |
| 2. | Registration Date | 03.12.1991 |
| 3. | Name of the Company | SAMPRE NUTRITIONS LIMITED |
| 4. | Category / Sub-Category of the Company | Company Limited By Shares / Indian Non-Government Company |
| 5. | Address of the Registered office and contact details | Plot No. 133, Industrial Estate, Medchal – 501 401 Telephone: 08418 - 222427/28 E-mail: gurbani@gurbanigroup.in |
| 6. | Whether listed company Yes/No | Yes |
| 7. | Name, Address and Contact details of Registrar and Transfer Agent | M/s. Big Share Services Private Limited 306, 3 rd Floor, Right Wing, Amrutha Ville, Opp. Yashoda Hospital, Raj Bhavan Road, Somajiguda, Hyderabad – 500 082 Phone: 040 401 44582 e-mail: bsshyd1@bigshareonline.com |

II. PRINCIPAL BUSINESS ACTIVITIES OF THE COMPANY:

All the business activities contributing 10% or more of the total turnover of the company shall be stated:-

| SNo. | Name and Description of main products / services | NIC Code of the Product/ service | % to total turnover of the company |
|------|--|----------------------------------|------------------------------------|
| 1. | Manufacture of sugar confectionery | 15432 | 100% |

III. PARTICULARS OF HOLDING, SUBSIDIARY AND ASSOCIATE COMPANIES

| S. No | Name and Address of the Company | CIN/ GLN | Holding/ Subsidiary/ Associate | % of Shares Held | Applicable Section |
|-------|---------------------------------|----------|--------------------------------|------------------|--------------------|
| NIL | | | | | |

IV. SHARE HOLDING PATTERN (Equity Share Capital Breakup as percentage of Total Equity):

i) Category-wise Share Holding:

| Category of Shareholders | No. of Shares held at the beginning of the year i.e. 01/04/2021 | | | | No. of Shares held at the end of the year i.e. 31/03/2022 | | | | % Changes during the year |
|--|---|---------------|----------------|-------------------|---|---------------|----------------|-------------------|---------------------------|
| | Demat | Physical | Total | % of Total Shares | Demat | Physical | Total | % of Total Shares | |
| A. Promoters | | | | | | | | | |
| (1) Indian | | | | | | | | | |
| a) Individual/ HUF | 2543963 | 0 | 2543963 | 52.78 | 2543963 | 0 | 2543963 | 52.78 | 0 |
| b) Central Govt. | 0 | 0 | 0 | 0 | 0 | 0 | 0 | 0 | 0 |
| c) State Govt(s) | 0 | 0 | 0 | 0 | 0 | 0 | 0 | 0 | 0 |
| d) Bodies Corp. | 0 | 0 | 0 | 0 | 0 | 0 | 0 | 0 | 0 |
| e) Bank/Fl | 0 | 0 | 0 | 0 | 0 | 0 | 0 | 0 | 0 |
| f) Any Other... | 0 | 0 | 0 | 0 | 0 | 0 | 0 | 0 | 0 |
| Sub - Total (A) (1):- | 2543963 | 0 | 2543963 | 52.78 | 2543963 | 0 | 2543963 | 52.78 | 0 |
| (2) Foreign | | | | | | | | | |
| a) NRIs -Individual | 0 | 0 | 0 | 0 | 0 | 0 | 0 | 0 | 0 |
| b) Other- Individuals | 0 | 0 | 0 | 0 | 0 | 0 | 0 | 0 | 0 |
| c) Bodies Corp. | 0 | 0 | 0 | 0 | 0 | 0 | 0 | 0 | 0 |
| d) Banks/Fl | 0 | 0 | 0 | 0 | 0 | 0 | 0 | 0 | 0 |
| e) Any Other... | 0 | 0 | 0 | 0 | 0 | 0 | 0 | 0 | 0 |
| Sub - Total (A) (2) | 0 | 0 | 0 | 0 | 0 | 0 | 0 | 0 | 0 |
| Total Shareholding of Promoter (A)= (A)(1)+(A)(2) | 2543963 | 0 | 2543963 | 52.78 | 2543963 | 0 | 2543963 | 52.78 | 0 |
| B. Public Shareholding | | | | | | | | | |
| 1. Institutions | | | | | | | | | |
| a) Mutual Funds | 0 | 0 | 0 | 0 | 0 | 0 | 0 | 0 | 0 |
| b) Banks/Fl | 0 | 0 | 0 | 0 | 0 | 0 | 0 | 0 | 0 |
| c) Central Govt. | 0 | 0 | 0 | 0 | 0 | 0 | 0 | 0 | 0 |
| d) State Govt.(s) | 0 | 0 | 0 | 0 | 0 | 0 | 0 | 0 | 0 |
| e) Venture Capital Funds | 0 | 0 | 0 | 0 | 0 | 0 | 0 | 0 | 0 |
| f) Insurance Companies | 0 | 0 | 0 | 0 | 0 | 0 | 0 | 0 | 0 |
| g) FIs | 0 | 0 | 0 | 0 | 0 | 0 | 0 | 0 | 0 |
| h) Foreign Venture Capital Funds | 0 | 0 | 0 | 0 | 0 | 0 | 0 | 0 | 0 |
| i) Others(NBFC) | 0 | 0 | 0 | 0 | 0 | 0 | 0 | 0 | 0 |
| (i-a) Foreign Portfolio Investor -FI | 0 | 0 | 0 | 0 | 0 | 0 | 0 | 0 | 0 |
| Sub-total (B) (1):- | 0 | 0 | 0 | 0 | 0 | 0 | 0 | 0 | 0 |
| 2.Non- Institutions | | | | | | | | | |
| a) Bodies Corp. | | | | | | | | | |
| i) Indian | 97842 | 2600 | 100442 | 2.08 | 95672 | 2600 | 98272 | 2.04 | -0.05 |
| ii) Overseas | 0.00 | 0.00 | 0.00 | 0.00 | 0.00 | 0.00 | 0.00 | 0.00 | 0.00 |
| b) Individual | | | | | | | | | |
| i) Individual shareholders holding nominal share capital upto Rs. 1 lakh | 1127014 | 370802 | 1497816 | 31.08 | 1088493 | 369502 | 1457995 | 30.25 | -0.83 |
| ii) Individual shareholders holding nominal share capital in excess of Rs. 1 lakhs | 357832 | 0 | 357832 | 7.42 | 404936 | 0 | 404936 | 8.40 | 0.98 |
| c) Other (specify) | | | | | | | | | |
| (c-i) NBFC | 0 | 0 | 0 | 0 | 0 | 0 | 0 | 0 | 0 |
| (c-ii) Clearing Members | 14391 | 0 | 14391 | 0.30 | 6071 | 0 | 6071 | 0.13 | -0.17 |
| (c-iii) Non-Resident Indians | 69417 | 179900 | 249317 | 5.17 | 64551 | 177400 | 241951 | 5.02 | -0.15 |
| (c-iv) HUF | 56239 | 0 | 56239 | 1.17 | 66812 | 0 | 66812 | 1.39 | 0.22 |
| Sub - Total (B) (2):- | 1722735 | 553302 | 2276037 | 47.22 | 1726535 | 549502 | 2276037 | 47.22 | 0.00 |
| Total Public Shareholding (B) = (B)(1)+ (B)(2) | 1722735 | 553302 | 2276037 | 47.22 | 1726535 | 549502 | 2276037 | 47.22 | 0.00 |
| C. Shares held by Custodian for GDRs & ADRs | 0 | 0 | 0 | 0 | 0 | 0 | 0 | 0 | 0 |
| Grand Total (A+B+C) | 4266698 | 553302 | 4820000 | 100 | 4270498 | 549502 | 4820000 | 100 | 0 |

ii) Shareholding of Promoters:

| S. No. | Names of the Shareholders' | Share Holding at the beginning of the year | | | Share Holding at the end of the year | | | % change In share Holding during the year |
|--------|----------------------------|--|----------------------------------|---|--------------------------------------|----------------------------------|--|---|
| | | No. of Shares | % of total Shares of the company | %of Shares Pledged / Encumbered to total shares | No. of Shares | % of total Shares of the company | %of Shares Pledged/ Encumbered to total shares | |
| 1. | Brahma Gurbani | 8,87,416 | 18.41 | 0 | 8,87,416 | 18.41 | 0 | 0 |
| 2. | Saritha B Gurbani | 7,61,762 | 15.80 | 0 | 7,61,762 | 15.80 | 0 | 0 |
| 3. | Meera B Gurbani | 5,30,762 | 11.01 | 0 | 5,30,762 | 11.01 | 0 | 0 |
| 4. | Saraswathi Gurbani | 2,22,023 | 4.61 | 0 | 2,22,023 | 4.61 | 0 | 0 |
| 5. | Deepa Gurbani | 1,42,000 | 2.95 | 0 | 1,42,000 | 2.95 | 0 | 0 |
| | Total | 25,43,963 | 52.78 | 0 | 25,43,963 | 52.78 | 0 | 0 |

iii) Change in Promoters' Shareholding:

| S. No | Names of the Shareholders' | Shareholding at the beginning of the year | | Reason for | Cumulative Shareholding during the year | |
|-------|----------------------------|---|----------------------------------|---------------------|---|----------------------------------|
| | | No. of shares | % of total shares of the Company | Increase / Decrease | No. of shares | % of total shares of the company |
| NIL | | | | | | |

iv) Shareholding Pattern of top ten Shareholders: (Other than Directors, Promoters and Holders of GDRs and ADRs):

| S. No | Names of the Shareholders | Shareholding at the beginning of the year | | Reason for Increase / Decrease | | | Cumulative Shareholding at end of the year | |
|-------|------------------------------------|---|-------------------|--------------------------------|------------|----------|--|-------------------|
| | | No. of shares | % of total shares | Date | No. Shares | Reason | No. of shares | % of total shares |
| 1. | Kailashben Ashokkumar Patel | 33181 | 0.69 | 01.04.2021 - 31.03.2022 | +57319 | Transfer | 90500 | 1.88 |
| 2. | Joydeep Roy | 61598 | 1.28 | 01.04.2021 - 31.03.2022 | -2693 | Transfer | 58905 | 1.22 |
| 3. | Rasada Enterprises Private Limited | 52911 | 1.10 | 01.04.2021 - 31.03.2022 | +10044 | Transfer | 62955 | 1.31 |
| 4. | Patel Varshaben D | 28820 | 0.60 | 01.04.2021 - 31.03.2022 | -3820 | Transfer | 25000 | 0.52 |
| 5. | Sanjay Bhattacharya | 22487 | 0.47 | 01.04.2021 - 31.03.2022 | -- | -- | 22487 | 0.47 |

| | | | | | | | | |
|-----|------------------------------|-------|------|--------------------------|--------|----------|-------|------|
| 6. | Satish Pratap Dalvi | 18838 | 0.39 | 01.04.2021 to 31.03.2022 | -38 | Transfer | 18800 | 0.39 |
| 7. | Balram Thakurdas Bharwani | -- | -- | 01.04.2021 to 31.03.2022 | +41723 | Transfer | 41723 | 0.87 |
| 8. | Mehul Kantilal Desai | -- | -- | 01.04.2021 to 31.03.2022 | +24870 | Transfer | 24870 | 0.52 |
| 9. | Neepa Joy Shah | 2027 | 0.04 | 01.04.2021 to 31.03.2022 | +32973 | Transfer | 35000 | 0.73 |
| 10. | Sunitha Reddy Kyatham | 18000 | 0.37 | 01.04.2021 to 31.03.2022 | -- | -- | 18000 | 0.37 |
| 11. | Ramit Rajinder Bhardwaj | 92342 | 1.92 | 01.04.2021 to 31.03.2022 | -- | Transfer | -- | -- |
| 12. | ARM Research Private Limited | 20214 | 0.42 | 01.04.2021 – 31.03.2022 | -20214 | Transfer | -- | -- |
| 13. | Babalbhai Manilal Patel | 26000 | 0.54 | 01.04.2021 to 31.03.2022 | -9660 | Transfer | 16340 | 0.34 |

v) Shareholding of Directors and Key Managerial Personnel:

| S. No. | For Each of the Directors and KMP | Shareholding | | Date | Increase/ Decrease in Share Holding | Reason | Cumulative Shareholding during the year | |
|--------|-----------------------------------|---|----------------------------------|------------|---|--------|---|----------------------------------|
| | | No. of shares at the beginning/ end of the year | % of total shares of the company | | | | No. of shares at the beginning/ end of the year | % of total shares of the company |
| 1. | Brahma Gurbani | 887416 | 18.41 | 01.04.2020 | NO CHANGE IN SHARE HOLDING DURING THE FINANCIAL YEAR. | | - | - |
| | | 887416 | 18.41 | 31.03.2021 | | | 887416 | 18.41 |
| 2. | Vishal Ratan Gurbani | - | - | - | | | - | - |
| | | - | - | - | | | - | - |
| 3. | Banala Jaya prakash Reddy | - | - | - | | | - | - |
| | | - | - | - | | | - | - |
| 4. | Umra Singh Sirohi | - | - | - | | | - | - |
| | | - | - | - | | | - | - |
| 5. | Vimal Suresh | - | - | - | | | - | - |
| | | - | - | - | | | - | - |
| 6. | Vamshi Srinivas Vempati | - | - | - | | | - | - |
| | | - | - | - | | | - | - |

V. INDEBTEDNESS:

Indebtedness of the Company including interest outstanding/accrued but not due for payment

(In ₹)

| Particulars | Secured Loans excluding deposits | Unsecured Loans | Deposits | Total Indebtedness |
|--|--|--------------------|----------|-----------------------|
| Indebtedness at the beginning of the financial year | | | | |
| i) Principal Amount | 15,75,91,744 | 5,46,09,084 | - | 21,22,00,828 |
| ii) Interest due but not paid | - | - | - | - |
| iii) Interest accrued but not due | - | - | - | - |
| Total (i+ii+iii) | 15,75,91,744 | 5,46,09,084 | - | 21,22,00,828 |
| Change in Indebtedness during the financial year | | | | |
| Addition / (Reduction) | 2,67,237 | (1,35,573) | - | 1,31,664 |
| Net Change | 2,67,237 | (1,35,573) | - | 1,31,664 |
| Indebtedness at the end of the financial year | | | | |
| i) Principal Amount | 15,78,58,981 | 5,44,73,511 | - | 21,23,32,492 |
| ii) Interest due but not paid | - | - | - | - |
| iii) Interest accrued but not due | - | - | - | - |
| Total (i+ii+iii) | 15,78,58,981 | 5,44,73,511 | - | 21,23,32,492 |

VI. REMUNERATION OF DIRECTORS AND KEY MANAGERIAL PERSONNEL:**A. Remuneration to Managing Director, Whole-time Directors and/or Manager:**

(In ₹)

| S. No. | Particulars of Remuneration | Brahma Gurbani Managing Director | Vishal Ratan Gurbani Vice - President & Whole time Director | Total Amount |
|--------|---|-------------------------------------|--|------------------|
| 1. | Gross salary | | | |
| (a) | Salary as per provisions contained in section 17(1) of the Income-tax Act, 1961 | 24,00,000 | 10,69,200 | 34,69,200 |
| (b) | Value of perquisites u/s 17(2) Income-tax Act, 1961 | | | |
| (c) | Profits in lieu of salary under section 17(3) Income-tax Act, 1961. | | | |
| 2. | Stock Option | -- | -- | -- |
| 3. | Sweat Equity | -- | -- | -- |
| 4. | Commission - as % of profit - others, specify... | -- | -- | -- |
| 5. | Others, please specify | -- | -- | -- |
| | Total (A) | 24,00,000 | 10,69,200 | 34,69,200 |
| | Ceiling as per the Act-Schedule V of the Act | -- | -- | 84,00,000 |

B. Remuneration to other directors:

(In ₹)

| Sl. No. | Particulars of Remuneration | Banala Jayaprakash Reddy | Umra Singh Sirohi | Vimal Suresh | Total |
|--|---|--------------------------|-------------------|------------------|--------------------|
| 1. | Independent Directors • Fee for attending board / committee meetings • Commission • Others, please specify | 69,500 - - | 68,500 - - | 67,500 - - | 2,05,500 - - |
| Total (1) | | 69,500 | 68,500 | 67,500 | 2,05,500 |
| 2. | Other Non-Executive Directors • Fee for attending board / committee meetings • Commission • Others, please specify | - - - | - - - | - - - | - - - |
| Total (2) | | - | - | - | - |
| Total (B)=(1+2) | | 69,500 | 68,500 | 67,500 | 2,05,500 |
| Total Managerial Remuneration | | | | | 36,74,700 |
| Overall Ceiling as per the Act* | | | | | 84,00,000 |

C. Remuneration to Key Managerial Personnel other than MD / Manager / WTD:

(In ₹)

| S. No. | Particulars of Remuneration | Vamshi Srinivas Vempati Chief Financial Officer | Deepak Bissa Company Secretary | Total |
|--------|---|--|-----------------------------------|------------------|
| 1. | Gross salary (a+b+c) | 10,52,630 | 1,80,000 | 12,32,630 |
| | (a) Salary as per provisions contained in section 17(1) of the Income-tax Act, 1961 | 10,52,630 | 1,80,000 | 12,32,630 |
| | (b) Value of perquisites u/s 17(2) Income-tax Act, 1961 | - | - | - |
| | (c) Profits in lieu of salary under section 17(3) Income tax Act, 1961 | - | - | - |
| 2. | Stock Option | - | - | - |
| 3. | Sweat Equity | - | - | - |
| 4. | Commission - as % of profit - others, specify... | - | - | - |
| 5. | Others, please specify | - | - | - |
| | Total | 10,52,630 | 1,80,000 | 12,32,630 |

VII. PENALTIES / PUNISHMENT/ COMPOUNDING OF OFFENCES:

There were no penalties or punishments levied on the company during the year. Also, there was no necessity for the company to compound any offence.

Details of Conservation of Energy, Technology Absorption, Foreign Exchange Earnings and Outflow

[Clause (m) of sub-section (3) of Section 134 of the Act, r/w Rule 8 of the Companies (Accounts) Rules, 2014]

A. CONSERVATION OF ENERGY:

(i) the steps taken or impact on conservation of energy:

Company is taking steps to conserve energy to the extent possible, one of them being

- Using of Boiler with Briquettes.

(ii) the steps taken by the Company for utilizing alternate source of energy:

Company continued to install solar panels for its lighting requirement where ever it is feasible.

(iii) the Capital Investment on energy conservation equipments:

Amount spent on conservation of energy is not significant compared size of the balance sheet.

B. TECHNOLOGY ABSORPTION:

~~(i) the efforts made towards technology absorption:~~

~~(ii) the benefits derived like product improvement, cost reduction, production development or import substitute:~~

~~(iii) in case of imported technology (imported during the last three years reckoned from the beginning of the financial year: Not Applicable~~

~~a. the details of technology imported~~

~~b. the year of Import~~

~~c. whether the technology been fully absorbed~~

~~d. if not fully absorbed, areas where absorption has not taken place, and the reasons thereof; and:~~

~~(iv) the expenditure incurred on research and development. NIL~~

FOREIGN EXCHANGE EARNINGS AND OUTGO:

(Amount in ₹)

| Particulars | March 31, 2022 |
|---------------------------|----------------|
| Foreign exchange earnings | NIL |
| Foreign exchange outgo | NIL |

MANAGEMENT DISCUSSION AND ANALYSIS REPORT

INDIAN ECONOMY

Confectionery is the general term applied to various varieties of sweets and chocolates. In 1950's confectionery industries was an unorganized market and added negligible to the growth of the economy. The confectionery industry of India, which was ranked 25th in the world in 2009, has now emerged as one of the largest and well-developed food processing sectors of the country. The credit goes to liberalization along with the growing Indian economy, which has led several multinational companies to invest in Indian confectionery market, further changing the face of this industry.

The Indian confectionery market was valued at around INR 95 billion in 2012-13, growing at an annual rate of 10-12% since 2009-10.

Some leading industries in the field of confectionery products are Cadbury, Nestlé, Parle and Amul. Enhancing the base of the customer of children in the age group of 5 to 12 years, the industry observed a healthy competition between foreign market players like Cadbury, Nestlé and Indian players like Parle, Nutrine and D.S. Group with the need to grow in the expenditure of advertisement confectionery industry observed a decline in the share of non-branded products.

INDUSTRY STRUCTURE AND DEVELOPMENTS:

Of the total market, sugar confectionery holds a market share of around 46% and the rest by chocolate and gum confectionery segments. Owing to lower unit price than chocolate confectioneries, sugar confectionery segment has registered higher volume sales over the recent years. Traditionally, small domestic players catering largely to a regional market accounted for a major share of the sugar confectionery market.

However, in recent years, multinational players, too, have entered this market and have introduced quality products. Chocolate consumption is mainly centered on semi-urban and urban areas due to foreign exposure, rising disposable income and consumers' impulse buying. Players have identified age-specific niche market segments within the chocolate confectionery market and are undertaking intense advertising campaign to ensure effective brand communication and positioning.

OPPORTUNITIES, THREATS, RISKS AND CONCERNS:

Product innovation plays a vital role in establishing a strong market presence. In the current scenario, customers are seeking products that are innovative and non-conventional. In the modern era, the ageing population is also open to consuming new products that are non-conventional. The taste, texture, and appearance of several products are continuously modified to attract new customers.

The global sugar confectionery market is set to show significant growth. The demand for unique and innovative products has boosted the prospects of the industry. General awareness related to health and diet has increased over the years, urging manufacturers to create healthy products. The demand for sugar confectionery is higher in developed regions such as North America and Europe.

However, as the overall economy of Asia-Pacific is growing, thereby creating an added demand for sugar confectionery.

While the industry braves through the stinging pain of the pandemic, just like the process of extracting honey, rapid implementation of the key learnings would bring about a transformation in the whole sector. It is imperative for the sector to establish the necessary safeguards, invest and innovate, and integrate and collaborate, so to make the industry more resilient, inclusive, and supportive for players of all sizes. It is through collective effort that the sector would be able to expand to the huge national and global market and have a bigger stake in social and national development.

PERFORMANCE:

2021-22 turned out to be another challenging year for the Indian economy. Despite the challenging conditions prevailing during the year, your Company's revenue grew ahead and recorded an increase as compared to last year. At the instance, during the year 2021-22, our total turnover is ₹ 2340.31 Lakhs compared to Turnover of ₹ 1826.45 Lakhs in the previous year and total profit earned ₹ 37.22 Lakhs compared to turnover of ₹ 10.85 Lakhs in the previous year.

INTERNAL CONTROL SYSTEM AND THEIR ADEQUACY:

The Company has adequate systems of internal Controls commensurate with its size and operations to ensure orderly and efficient conduct of business. These controls ensure safeguarding of assets, reduction and detection of fraud and error, adequacy and completeness of the accounting records and timely preparation of reliable financial information.

An Internal Auditor carries out the internal audit of the Company operations and reports its findings to the Audit Committee on a regular basis. Internal Audit also evaluates the functioning and quality of internal controls, and provides assurance of its adequacy and effectiveness through periodic reporting.

MATERIAL DEVELOPMENTS IN HUMAN RESOURCES AND INDUSTRIAL RELATIONS FRONT:

Your Company has undertaken certain employees' Development initiatives which have very positive impact on the moral and team spirit of the employees. The Company has continued to give special attention to Human Resources/Industrial Relations development. Industrial relations remained cordial throughout the year and there was no incidence of strike, lock-out etc.

Your Company's human resource management systems and processes are designed to enhance employee engagement, organizational capability and vitality so as to ensure that competitive superiority and capable of achieving your Company's ambitious plans for growth.

INDEPENDENT AUDITORS' REPORT

To
The Members of
SAMPRE NUTRITIONS LIMITED

Report on the Financial Statements

Opinion

We have audited the accompanying Financial Statements of **SAMPRE NUTRITIONS LIMITED** ("the company"), which comprise the Balance Sheet as at **31st March 2022**, the Statement of Profit and Loss, the Cash Flow Statement and the statement of Changes in Equity for the year then ended, and a summary of significant accounting policies and other explanatory information.

In our opinion and to the best of our information and according to the explanations given to us, the aforesaid financial statements, give the information required by the Act in the manner so required and give a true and fair view in conformity with the accounting principles generally accepted in India;

- a) in the case of the Balance Sheet, of the state of affairs of the Company as at March 31, 2022;
- b) in the case of the Statement of Profit and Loss, of the profit for the year ended on that date; and
- c) in the case of the Cash Flow Statement, of the cash flows for the year ended on that date.

Basis for Opinion

We conducted our audit in accordance with the Standards on Auditing specified under section 143(10) of the Act. Our responsibilities under those Standards are further described in the Auditor's Responsibilities for the Audit of the Financial Statements section of our report. We are independent of the Company in accordance with the Code of Ethics issued by the Institute of Chartered Accountants of India together with the ethical requirements that are relevant to our audit of the financial statements under the provisions of the Companies Act, 2013 and the Rules there under, and we have fulfilled our other ethical responsibilities in accordance with these requirements and the Code of Ethics. We believe that the audit evidence we have obtained is sufficient and appropriate to provide a basis for our opinion.

Key Audit Matters

Key audit matters are those matters that, in our professional judgment, were of most significance in our audit of the standalone financial statements of the current period. These matters were addressed in the context of our audit of the financial statements as a whole, and in forming our opinion thereon, and we do not provide a separate opinion on these matters.

We have determined that there were no such key audit matters to communicate in our report.

Responsibility of Management for the Standalone Financial Statements

The Company's Board of Directors is responsible for the matters in section 134(5) of the Companies Act, 2013 ("the Act") with respect to the preparation of these financial statements that give a true and fair view of the financial position, financial performance and cash flows of the Company in accordance with the accounting principles generally accepted in India, including the Indian Accounting Standards (Ind AS) specified under Section 133 of the Act, read with Rule 7 of the Companies (Accounts) Rules, 2014. This responsibility also includes the maintenance of adequate

accounting records in accordance with the provision of the Act for safeguarding of the assets of the Company and for preventing and detecting the frauds and other irregularities; selection and application of appropriate accounting policies; making judgments and estimates that are reasonable and prudent; and design, implementation and maintenance of internal financial control, that were operating effectively for ensuring the accuracy and completeness of the accounting records, relevant to the preparation and presentation of the financial statements that give a true and fair view and are free from material misstatement, whether due to fraud or error.

In preparing the financial statements, management is responsible for assessing the Company's ability to continue as a going concern, disclosing, as applicable, matters related to going concern and using the going concern basis of accounting unless management either intends to liquidate the Company or to cease operations, or has no realistic alternative but to do so.

Those Board of Directors are also responsible for overseeing the company's financial reporting process.

Auditor's Responsibility for the Audit of the Financial Statements

Our objectives are to obtain reasonable assurance about whether the financial statements as a whole are free from material misstatement, whether due to fraud or error, and to issue an auditor's report that includes our opinion. Reasonable assurance is a high level of assurance, but is not a guarantee that an audit conducted in accordance with SAs will always detect a material misstatement when it exists. Misstatements can arise from fraud or error and are considered material if, individually or in the aggregate, they could reasonably be expected to influence the economic decisions of users taken on the basis of these financial statements.

Report on other Legal and Regulatory Requirements

As required by the Companies (Auditor's Report) Order, 2020 ("the Order") issued by the Central Government of India in terms of sub-section (11) of section 143 of the act, we given in the '**Annexure A**' statement on the matters specified in the paragraph 3 and 4 of the order, to the extent applicable.

As required by section 143(3) of the Act, we report that:

- a) We have sought and obtained all the information and explanations which to the best of our knowledge and belief were necessary for the purposes of our audit.
- b) In our opinion proper books of account as required by law have been kept by the Company so far as appears from our examination of those books.
- c) The Balance Sheet, the Statement of Profit and Loss, and Cash Flow Statement dealt with by this Report are in agreement with the books of account.
- d) In our opinion, the aforesaid financial statements comply with the Indian Accounting Standards (Ind AS) specified under Section 133 of the Act, read with Rule 7 of the Companies (Accounts) Rules, 2014.
- e) On the basis of written representations received from the directors as on 31 March, 2022, taken on record by the Board of Directors, none of the directors is disqualified as on 31 March, 2022, from being appointed as a director in terms of Section 164(2) of the Act.
- f) With respect to the adequacy of the internal financial controls over financial reporting of the Company and the operating effectiveness of such controls, refer to our separate report in '**Annexure B**', and

- g) With respect to the other matters to be included in the Auditor's Report in accordance with Rule 11 of the Companies (Audit and Auditors) Rules, 2014, in our opinion and to the best of our information and according to the explanations given to us:
- i. The Company does not have any pending litigations which would impact its financial position.
 - ii. The Company did not have any long-term contracts including derivative contracts for which there were any material foreseeable losses.
 - iii. There has been no delay in transferring amounts, required to be transferred, to the Investor Education and Protection Fund by the Company.
 - iv. (a) The Management has represented that, to the best of its knowledge and belief, other than as disclosed in the Note to the Standalone Financial Statements, no funds have been advanced or loaned or invested (either from borrowed funds or share premium or any other sources or kind of funds) by the Company to or in any other person(s) or entity(ies), including foreign entities ("Intermediaries"), with the understanding, whether recorded in writing or otherwise, that the Intermediary shall, directly or indirectly lend or invest in other persons or entities identified in any manner whatsoever by or on behalf of the Company ("Ultimate Beneficiaries") or provide any guarantee, security or the like on behalf of the Ultimate Beneficiaries.
 - (b) The Management has represented, that, to the best of its knowledge and belief, no funds (which are material either individually or in the aggregate) have been received by the Company from any person or entity, including foreign entity ("Funding Parties"), with the understanding, whether recorded in writing or otherwise, that the Company shall, whether, directly or indirectly, lend or invest in other persons or entities identified in any manner whatsoever by or on behalf of the Funding Party ("Ultimate Beneficiaries") or provide any guarantee, security or the like on behalf of the Ultimate Beneficiaries;
 - (c) Based on the audit procedures performed that have been considered reasonable and appropriate in the circumstances, nothing has come to our notice that has caused us to believe that the representations under subclause (i) and (ii) of Rule 11(e), as provided under (a) and (b) above, contain any material misstatement.
 - v. The company has not declared or paid any dividend during the year in contravention of the provisions of section 123 of the Companies Act, 2013.

With respect to the matter to be included in the Auditors' Report under Section 197(16) of the Act, as amended: In our opinion and to the best of our information and according to the explanations given to us, the remuneration paid by the Company to its director during the year is in accordance with the provision of section 197 of the Act. The remuneration paid to directors is not in excess of the limit laid down under section 197(16) which are required to be commented upon by us.

For R R K & Associates

Chartered Accountants
FRN No. 09785S

Sd/-

R. Radha Krishna

Partner

M.No.210777

UDIN: 22210777AJUFVL2522

Date: 28/05/2022

Place: Hyderabad

Annexure 'A' To The Independent Auditor's Report

(This is the Annexure referred to in our Report of even date)

To the best of our information and according to the explanations provided to us by the Company and the books of account and records examined by us in the normal course of audit, we state that:

- i. In respect of the Company's Property, Plant and Equipment and Intangible Assets:
 - (a) (A) The Company has maintained proper records showing full particulars, including quantitative details and situation of Property, Plant and Equipment and relevant details of right-of-use assets.
 - (B) The Company has maintained proper records showing full particulars of intangible assets.
 - (b) The Company has a program of physical verification of Property, Plant and Equipment and right-of-use assets so to cover all the assets once every three years which, in our opinion, is reasonable having regard to the size of the Company and the nature of its assets. Pursuant to the program, certain Property, Plant and Equipment were due for verification during the year and were physically verified by the Management during the year. According to the information and explanations given to us, no material discrepancies were noticed on such verification.
 - (c) Based on our verification and according to the explanations provided to us by the Company, we report that, the title in respect of free hold land as disclosed in the financial statements included under Property, Plant and Equipment are held in the name of the Company as at the balance sheet date.
 - (d) The Company has not revalued any of its Property, Plant and Equipment (including right-of-use assets) and intangible assets during the year.
 - (e) No proceedings have been initiated during the year or are pending against the Company as at March 31, 2022 for holding any benami property under the Benami Transactions (Prohibition) Act, 1988 (as amended in 2016) and rules made thereunder.
- ii.
 - a. The physical verification of inventory (excluding stocks with third parties) has been conducted at reasonable intervals by the Management during the year and, in our opinion, the coverage and procedures of such verification by Management is appropriate. In respect of inventories of stores and spares, the Management has appropriate verification programme designed to cover all the items. The discrepancies noticed on physical verification of inventory as compared to book records were not 10% or more in aggregate for each class of inventory.
 - b. The Company has been sanctioned working capital limits in excess of ₹ 5 crore, in aggregate, from banks on the basis of security of current assets, according to the information and explanation given to us and on the basis of records examined by us, the quarterly returns and statements comprising stock and creditors statements, book debts and other stipulated financial information filed by the company with banks are not having material differences with the unaudited books of account of the Company for such respective quarters.

- iii. The Company has not made any investments in, or not provided any guarantee or security or granted any loans or advances in the nature of loans, secured or unsecured to companies, firms, Limited Liability Partnerships, or to other parties, during the year, except for unsecured trade advances in normal course of business and hence reporting under clause 3(iii) of the Order is not applicable.
- iv. The Company has been complied with provisions of section 185 and 186 of the Companies Act, 2013 wherever applicable in respect of loans, investments, guarantees, and security.
- v. The Company has not accepted any deposits from the public, accordingly, the paragraph 3 (v) of the Order is not applicable to the Company.
- vi. In our opinion, and according to the information and explanations given to us, the company is not required to maintain cost records and accounts as provided under sub section (1) of section 148 of the Companies Act, 2013, accordingly, the paragraph 3 (vi) of the Order is not applicable to the Company.
- vii. In respect of statutory dues:
 - (a) According to the information and explanations given to us and based on records provided to us, *the Company has not been regular in depositing undisputed statutory dues, including Goods and Services tax, Provident Fund, Employees' State Insurance, Income Tax, Sales Tax, Service Tax, Duty of Custom, Duty of Excise, Value Added Tax, Cess and other material statutory dues applicable to it with the appropriate authorities. There have been significant delays in large number of cases in depositing statutory dues with appropriate authorities.*

Further according to the information and explanations given to us, except for below mentioned, there were no undisputed amounts payable in respect of Goods and Service tax, Provident Fund, Employees' State Insurance, Income Tax, Sales Tax, Service Tax, Duty of Custom, Duty of Excise, Value Added Tax, Cess and other material statutory dues in arrears as at March 31, 2022 for a period of more than six months from the date they became payable.

| Particulars | Rupees in lakhs |
|------------------|-----------------|
| EPF | 13.67 |
| ESI | 2.42 |
| TDS & TCS | 14.88 |
| Professional Tax | 1.22 |

- b. According to the records of the Company and on the basis of the information and explanations given to us, except for below mentioned, there are no dues in respect of VAT, Service Tax, Duty of Excise, Income Tax, Customs duty, Wealth tax that have not been deposited with the appropriate authorities on account of any dispute.

| Nature of Dues | Period to which the amount relates | Forum Where the dispute is pending | Amount in Lakhs. |
|--------------------------|------------------------------------|------------------------------------|------------------|
| Central Excise Act, 1944 | F.Y.2010-11 | DGCEI | Rs.86.24 |

- viii. There were no transactions relating to previously unrecorded income that have been surrendered or disclosed as income during the year in the tax assessments under the Income Tax Act, 1961 (43 of 1961).
- ix.
 - (a) According to the information and explanation given to us, as also on the basis of the books and records examined by us, the Company has not defaulted in repayment of dues to financial institutions or banks or any lenders. The Company has not taken any loan or borrowing from Government and has not issued any debentures during the year.
 - (b) The Company has not been declared wilful defaulter by any bank or financial institution or government or any government authority.
 - (c) According to the information and explanation given to us and on the basis of the books and records examined by us, the term loans taken during the year have been applied for the purpose for which those were obtained.
 - (d) According to the information and explanation given to us and on an overall examination of the financial statements of the Company, we report that funds raised on short term basis have not been utilised for long term purposes.
 - (e) On an overall examination of the financial statements of the Company, the Company has not taken any funds from any entity or person on account of or to meet the obligations of its associate companies.
 - (f) According to the information and explanation given to us and as per our examination, the Company has not raised any loans during the year on the pledge of securities held in its subsidiaries or associate Companies.
- x.
 - (a) The Company has not raised moneys by way of initial public offer or further public offer (including debt instruments) during the year and hence reporting under clause 3(x)(a) of the Order is not applicable.
 - (b) During the year, the Company has not made any preferential allotment or private placement of shares or convertible debentures (fully or partly or optionally) and hence reporting under clause 3(x)(b) of the Order is not applicable.
- xi.
 - (a) No fraud by the Company and no material fraud on the Company has been noticed or reported during the year.
 - (b) No report under sub-section (12) of section 143 of the Companies Act has been filed in Form ADT-4 as prescribed under rule 13 of Companies (Audit and Auditors) Rules, 2014 with the Central Government, during the year and upto the date of this report.
 - (c) The Company has not received any whistle blower complaints during the year (and upto the date of this report), and hence reporting under clause 3(xi)(c) of the Order is not applicable.
- xii. The Company is not a Nidhi Company and hence reporting under clause (xii) of the Order is not applicable.
- xiii. In our opinion, the Company is in compliance with Section 177 and 188 of the Companies Act, 2013 with respect to applicable transactions with the related parties and the details of related party transactions have been disclosed in the standalone financial statements as required by the applicable accounting standards.

- xiv. (a) According to the information and explanation given to us, and in our opinion the company has an adequate internal audit system commensurate with the size and nature of its business.
- (b) We have considered the internal audit reports for the year, issued to the Company during the year and till date, in determining the nature, timing and extent of our audit procedures.
- xv. In our opinion during the year the Company has not entered into any non-cash transactions with its Directors or persons connected with its directors and hence provisions of section 192 of the Companies Act, 2013 are not applicable to the Company.
- xvi. (a) In our opinion, the Company is not required to be registered under section 45-IA of the Reserve Bank of India Act, 1934. Hence, reporting under clause 3(xvi)(a), (b) and (c) of the Order is not applicable.
- (b) In our opinion, there is no core investment company within the Group (as defined in the Core Investment Companies (Reserve Bank) Directions, 2016) and accordingly reporting under clause 3(xvi)(b) of the Order is not applicable.
- xvii. The Company has not incurred any cash losses during the financial year covered by our audit and the immediately preceding financial year, accordingly reporting under clause 3(xvii) of the Order is not applicable.
- xviii. There has been no resignation of the statutory auditors of the Company during the year.
- xix. On the basis of the financial ratios, ageing and expected dates of realisation of financial assets and payment of financial liabilities, other information accompanying the financial statements and our knowledge of the Board of Directors and Management plans and based on our examination of the evidence supporting the assumptions, nothing has come to our attention, which causes us to believe that any material uncertainty exists as on the date of the audit report indicating that Company is not capable of meeting its liabilities existing at the date of balance sheet as and when they fall due within a period of one year from the balance sheet date. We, however, state that this is not an assurance as to the future viability of the Company. We further state that our reporting is based on the facts up to the date of the audit report and we neither give any guarantee nor any assurance that all liabilities falling due within a period of one year from the balance sheet date, will get discharged by the Company as and when they fall due.
- xx. The Company is not required to make provision towards Corporate Social Responsibility (CSR), accordingly, reporting under clause 3(xx) of the Order is not applicable for the year.

For R R K & Associates

Chartered Accountants
FRN No. 09785S

Sd/-

R. Radha Krishna

Partner

M.No.210777

UDIN: 22210777AJUFVL2522

Date: 28/05/2022

Place: Hyderabad

Annexure - B to the Auditors' Report

Report on the Internal Financial Controls under Clause (i) of Sub-section 3 of Section 143 of the Companies Act, 2013 ("the Act")

We have audited the internal financial controls over financial reporting of **SAMPRE NUTRITIONS LIMITED** ("the Company") as of **31 March 2022** in conjunction with our audit of the IND AS Financial Statements of the Company for the year ended on that date.

Management's Responsibility for Internal Financial Controls

The Company's management is responsible for establishing and maintaining internal financial controls based on the internal control over financial reporting criteria established by the Company considering the essential components of internal control stated in the Guidance Note on Audit of Internal Financial Controls over Financial Reporting issued by the Institute of Chartered Accountants of India ('ICAI'). These responsibilities include the design, implementation and maintenance of adequate internal financial controls that were operating effectively for ensuring the orderly and efficient conduct of its business, including adherence to company's policies, the safeguarding of its assets, the prevention and detection of frauds and errors, the accuracy and completeness of the accounting records, and the timely preparation of reliable financial information, as required under the Companies Act, 2013.

Auditors' Responsibility

Our responsibility is to express an opinion on the Company's internal financial controls over financial reporting based on our audit. We conducted our audit in accordance with the Guidance Note on Audit of Internal Financial Controls over Financial Reporting (the "Guidance Note") and the Standards on Auditing, issued by ICAI and deemed to be prescribed under section 143(10) of the Companies Act, 2013, to the extent applicable to an audit of internal financial controls, both applicable to an audit of Internal Financial Controls and, both issued by the Institute of Chartered Accountants of India. Those Standards and the Guidance Note require that we comply with ethical requirements and plan and perform the audit to obtain reasonable assurance about whether adequate internal financial controls over financial reporting was established and maintained and if such controls operated effectively in all material respects.

Our audit involves performing procedures to obtain audit evidence about the adequacy of the internal financial controls system over financial reporting and their operating effectiveness. Our audit of internal financial controls over financial reporting included obtaining an understanding of internal financial controls over financial reporting, assessing the risk that a material weakness exists, and testing and evaluating the design and operating effectiveness of internal control based on the assessed risk. The procedures selected depend on the auditor's judgment, including the assessment of the risks of material misstatement of the Ind AS Financial Statements, whether due to fraud or error. We believe that the audit evidence we have obtained is sufficient and appropriate to provide a basis for our audit opinion on the Company's internal financial controls system over financial reporting.

Meaning of Internal Financial Controls over Financial Reporting

A company's internal financial control over financial reporting is a process designed to provide reasonable assurance regarding the reliability of financial reporting and the preparation of Ind AS Financial Statements for external purposes in accordance with generally accepted accounting

principles. A company's internal financial control over financial reporting includes those policies and procedures that (1) pertain to the maintenance of records that, in reasonable detail, accurately and fairly reflect the transactions and dispositions of the assets of the company; (2) provide reasonable assurance that transactions are recorded as necessary to permit preparation of Ind AS Financial Statements in accordance with generally accepted accounting principles, and that receipts and expenditures of the company are being made only in accordance with authorizations of management and directors of the company; and (3) provide reasonable assurance regarding prevention or timely detection of unauthorized acquisition, use, or disposition of the company's assets that could have a material effect on the Ind AS Financial Statements.

Inherent Limitations of Internal Financial Controls Over Financial Reporting

Because of the inherent limitations of internal financial controls over financial reporting, including the possibility of collusion or improper management override of controls, material misstatements due to error or fraud may occur and not be detected. Also, projections of any evaluation of the internal financial controls over financial reporting to future periods are subject to the risk that the internal financial control over financial reporting may become inadequate because of changes in conditions, or that the degree of compliance with the policies or procedures may deteriorate.

Opinion

In our opinion, the Company has, in all material respects, an adequate internal financial controls system over financial reporting and such internal financial controls over financial reporting were operating effectively as at 31 March 2022, based on the internal control over financial reporting criteria established by the Company considering the essential components of internal control stated in the Guidance Note on Audit of Internal Financial Controls Over Financial Reporting issued by the Institute of Chartered Accountants of India.

For R R K & Associates

Chartered Accountants

FRN No. 09785S

Sd/-

R. Radha Krishna

Partner

M.No.210777

UDIN: 22210777AJUFVL2522

Date: 28/05/2022

Place: Hyderabad

SAMPRE NUTRITIONS LIMITED
Balance Sheet as at March 31, 2022
(Rupees in Lakhs except per share data)

| PARTICULARS | Notes | 31-Mar-22 | 31-Mar-21 |
|---------------------------------------|-------|-----------------|-----------------|
| I. ASSETS | | | |
| 1. Non-Current Assets | | | |
| a) Property, Plant & Equipment | 3 | 2,218.45 | 1,774.70 |
| b) Capital work-in-progress | 4 | - | 530.36 |
| c) Financial assets | | | |
| Investments in Subsidiaries & Others | 5 | 1.00 | 1.00 |
| Other Financials Assets | 6 | 114.37 | 98.58 |
| d) Other non-current assets | | - | - |
| | | 2,333.82 | 2,404.64 |
| 2. Current Assets | | | |
| a) Inventories | 7 | 709.33 | 729.29 |
| b) Financial Assets | | | |
| Trade Receivables | 8 | 597.40 | 622.22 |
| Cash and Cash Equivalents | 9 | 8.25 | 9.73 |
| Others Current Financial Assets | 10 | 121.50 | 62.77 |
| c) Other Current Assets | | - | - |
| | | 1,436.48 | 1,424.00 |
| TOTAL ASSETS | | 3,770.30 | 3,828.64 |
| II. EQUITY AND LIABILITIES | | | |
| 1. EQUITY | | | |
| a) Equity Share Capital | 11 | 482.00 | 482.00 |
| b) Other Equity | 12 | 627.05 | 596.26 |
| Total Equity | | 1,109.05 | 1,078.26 |
| 2. LIABILITIES | | | |
| Deferred tax liability (net) | 13 | 51.02 | 50.98 |
| Non-current liabilities | | | |
| Financial Liabilities | | | |
| Long term borrowings | 14 | 1,276.08 | 1,220.59 |
| | | 1,327.10 | 1,271.57 |
| Current liabilities | | | |
| Financial Liabilities | | | |
| Short-term Borrowings | 15 | 847.24 | 901.41 |
| Trade payables | 16 | 381.33 | 484.49 |
| Other current liabilities | 17 | 99.18 | 91.10 |
| Short-term provisions | 18 | 6.40 | 1.81 |
| | | 1,334.15 | 1,478.81 |
| TOTAL EQUITY & LIABILITIES | | 3,770.30 | 3,828.64 |

Summary of significant accounting policies

1-2

The accompanying notes referred above form an integral part of the financial statements.
As per our report of even date attached

For RRK & Associates
Chartered Accountants
FRNo.009785S

Sd/-
R.Radha Krishna
Partner
Membership No. 210777

Place: Hyderabad
Date : 28th May, 2022

**For and on behalf of the Board of Directors
of Sampre Nutritions Limited**

Sd/-
Brahma Gurbani
Managing Director
DIN: 00318180

Sd/-
V.Vamshi Srinivas
CFO

Sd/-
Vishal Ratan Gurbani
Whole-time Director
DIN: 07738685

Sd/-
Deepak Bissa
Company Secretary

SAMPRE NUTRITIONS LIMITED
Statement of profit and loss for the year ended March 31, 2022
(Rupees in Lakhs except per share data)

| PARTICULARS | Notes | 31-Mar-22 | 31-Mar-21 |
|--|-------|-----------------|-----------------|
| REVENUE | | | |
| Revenue from operations | 19 | 2,312.55 | 1,823.33 |
| Other income | 20 | 27.76 | 3.13 |
| | | 2,340.31 | 1,826.46 |
| EXPENSES | | | |
| Cost of Materials Consumed | 21 | 659.49 | 368.55 |
| Manufacturing expenditure | 22 | 1,008.18 | 816.37 |
| Employee benefits expense | 23 | 106.92 | 101.53 |
| Other expenses | 24 | 188.44 | 194.02 |
| Depreciation | 25 | 163.43 | 180.81 |
| Finance costs | 26 | 176.62 | 154.32 |
| | | 2,303.09 | 1,815.60 |
| Profit before exceptional and extraordinary items and tax | | 37.22 | 10.86 |
| Exceptional Items | | - | - |
| Profit/ (loss) before tax | | 37.22 | 10.86 |
| Tax expense | | | |
| Current tax | | - | - |
| Short /(Excess) Provision for Taxation | | - | - |
| Deferred tax (credit)/charge | 33 | 6.44 | 3.29 |
| Profit/ (loss) for the period after tax | | 30.79 | 7.57 |
| Other Comprehensive Income | | - | - |
| Total Comprehensive Income for the period | | 30.79 | 7.57 |
| Earnings per equity share | | | |
| Basic | | 0.64 | 0.16 |
| Diluted | | 0.64 | 0.16 |
| Weighted average no. of equity shares | | 4,820,000 | 4,820,000 |

The accompanying notes referred above form an integral part of the financial statements.
As per our report of even date attached

For RRK & Associates

Chartered Accountants
FRNo.009785S

Sd/-

R.Radha Krishna

Partner

Membership No. 210777

Place: Hyderabad

Date : 28th May, 2022

**For and on behalf of the Board of Directors
of Sampre Nutritions Limited**

Sd/-

Brahma Gurbani
Managing Director
DIN: 00318180

Sd/-

V.Vamshi Srinivas
CFO

Sd/-

Vishal Ratan Gurbani
Whole-time Director
DIN: 07738685

Sd/-

Deepak Bissa
Company Secretary

SAMPRE NUTRITIONS LIMITED
Cash Flow Statement for the year ended March 31, 2022
(Rupees in Lakhs except per share data)

| PARTICULARS | 31-Mar-22 | 31-Mar-21 |
|---|------------------|------------------|
| A. Cash flow from operating activities | | |
| Profit/ (loss) before tax | 37.23 | 10.85 |
| Non-cash adjustment to reconcile profit before tax to net cash flows | | |
| Depreciation expense | 163.43 | 180.81 |
| Interest income accrued | (0.37) | (0.06) |
| Interest Expense | 167.20 | 74.24 |
| Operating profit before working capital changes | 367.49 | 265.84 |
| Movements in Working Capital : | | |
| (Increase)/ Decrease in inventories | 19.95 | (25.60) |
| (Increase)/ Decrease in Financial Assets | (19.42) | (216.17) |
| (Increase)/ Decrease in other non-current assets | - | - |
| (Increase)/ Decrease in Other Current Non Financial Assets | - | - |
| Increase / (Decrease) in Trade payables | (103.15) | 7.50 |
| Increase/ (decrease) in other current Financial Liabilities | 8.08 | (28.68) |
| Increase / (Decrease) in Other Non-Financial Liabilities | - | - |
| Cash generated / used in operations | 272.95 | 2.89 |
| Direct taxes (paid)/Refund (net) | (32.09) | (20.60) |
| Net cash generated/ (used) from operating activities (A) | 240.86 | (17.71) |
| B. Cash flow from investing activities | | |
| Proceeds of fixed assets including Capital work - in - progress | (130.19) | (235.53) |
| Proceeds from sale of fixed assets | 53.36 | 145.55 |
| Interest received | 0.37 | 0.06 |
| Net cash generated/ (used) in investing activities (B) | (76.46) | (89.92) |
| C. Cash flow from financing activities | | |
| Proceeds from long term borrowings (Net of repayment) | 55.49 | 82.05 |
| Proceeds from short term borrowings | (54.17) | 24.81 |
| Interest expense paid | (167.20) | (74.24) |
| Net cash flow generated/ (used) in financing activities (C) | (165.88) | 32.62 |
| Net increase/ (decrease) in cash and cash equivalents (A + B+ C) | (1.48) | (75.01) |
| Cash and cash equivalents at the beginning of the year | 9.73 | 84.74 |
| Cash and cash equivalents at the end of the year | 8.25 | 9.73 |
| Components of cash and cash equivalents: | | |
| Cash on hand | 5.93 | 4.89 |
| Deposits with banks | 2.32 | 2.27 |
| With banks - on current accounts | - | 2.57 |
| Cash and cash equivalents | 8.25 | 9.73 |

The accompanying notes referred above form an integral part of the financial statements.

As per our report of even date attached

For RRK & Associates

Chartered Accountants
FRNo.009785S

Sd/-

R.Radha Krishna

Partner

Membership No. 210777

Place: Hyderabad

Date : 28th May, 2022

**For and on behalf of the Board of Directors
of Sampre Nutritions Limited**

Sd/-

Brahma Gurbani

Managing Director

DIN: 00318180

Sd/-

V.Vamshi Srinivas

CFO

Sd/-

Vishal Ratan Gurbani

Whole-time Director

DIN: 07738685

Sd/-

Deepak Bissa

Company Secretary

STATEMENT OF CHANGES IN EQUITY

A. EQUITY SHARE CAPITAL (1) Current reporting period

(Rs. In Lakhs)

| Balance at the beginning of the current reporting period | Changes in Equity share capital due to prior period errors | Restated balance at the beginning of the current reporting period | Changes in equity share capital during the current year | Balance at the end of the current reporting period |
|--|--|---|---|--|
| 482.00 | - | - | - | 482.00 |

(2) Previous reporting period

(Rs. In Lakhs)

| Balance at the beginning of the current reporting period | Changes in Equity share capital due to prior period errors | Restated balance at the beginning of the current reporting period | Changes in equity share capital during the current year | Balance at the end of the current reporting period |
|--|--|---|---|--|
| 482.00 | - | - | - | 482.00 |

B. OTHER EQUITY (1) Current reporting period

(Rs. in lakhs)

| Particulars | Reserves and Surplus | | |
|---|----------------------|-------------------|--------|
| | Securities Premium | Retained Earnings | Total |
| Balance at the beginning of the current reporting period | 37.00 | 551.70 | 588.70 |
| Changes in accounting policy or prior period errors | - | - | - |
| Restated balance at the beginning of the current reporting period | - | - | - |
| Total Comprehensive Income for the current year | - | 7.56 | 7.56 |
| Dividends | - | - | - |
| Transfer to retained earnings | - | - | - |
| Any other change | - | - | - |
| Balance at the end of the current reporting period | 37.00 | 559.26 | 596.26 |

(2) Previous reporting period

(Rs. in lakhs)

| Particulars | Reserves and Surplus | | |
|---|----------------------|-------------------|--------|
| | Securities Premium | Retained Earnings | Total |
| Balance at the beginning of the current reporting period | 37.00 | 559.26 | 596.26 |
| Changes in accounting policy or prior period errors | - | - | - |
| Restated balance at the beginning of the current reporting period | - | - | - |
| Total Comprehensive Income for the current year | - | 30.79 | 30.79 |
| Dividends | - | - | - |
| Transfer to retained earnings | - | - | - |
| Any other change | - | - | - |
| Balance at the end of the current reporting period | 37.00 | 590.05 | 627.05 |

SAMPRE NUTRITIONS LIMITED

Notes to financial statements for the year ended March 31, 2022

1 Company Overview and Significant Accounting Policies:

a) Company Overview

Sampre Nutritions Ltd' (the company) is a public limited company incorporated under the provisions of the Companies Act applicable in India. The Company's shares are listed on Bombay Stock Exchange. The Company is into the activity of manufacturing of Sugar Candies. The principal place of business is situated at 133, TSIIIC Industrial Estate, Medchal-500401, Medchal Malkajgiri Dist, Telangana.

b) Basis of preparation of Financials Statements

The financial statements are separate financial statements prepared in accordance with Indian Accounting Standards (Ind AS) notified under the Companies (Indian Accounting Standards) Rules, 2015 (as amended from time to time). The Company prepared its financial statements in accordance with accounting standards notified under the section 133 of the Companies Act 2013, read together with paragraph 7 of the Companies (Accounts) Rules, 2014 (Indian GAAP). The standalone financial statements have been prepared on the historical cost basis, except for the following assets and liabilities which have been measured at fair value

Certain financial assets and liabilities are measured at fair value (refer accounting policy regarding financial instruments). The standalone financial statements are presented in INR (Rupees in lakhs)

2A Significant Accounting Policies

a) Property, Plant and Equipment & Depreciation

i) Recognition and Measurement

Items of property, plant and equipment are measured at cost less accumulated depreciation and impairment losses, if any. The cost of an item of property, plant and equipment comprises:

Its purchase price, including import duties and non-refundable purchase taxes, after deducting trade discounts and rebates.

Any costs directly attributable to bringing the asset to the location and condition necessary for it to be capable of operating in the manner intended by management.

If significant part of an item of property, plant and equipment have different useful lives, then they are accounted for as separate items (major components) of property, plant and equipment.

Property, plant and equipment are derecognised from financial statement, either on disposal or when no economic benefits are expected from its use or disposal. The gain or loss arising from disposal of property, plant and equipment are determined by comparing the proceeds from disposal with the carrying amount of property, plant and equipment recognised in the statement of profit and loss account in the year of occurrence.

ii) Subsequent expenditure

Subsequent expenditure is capitalised only if it is probable that the future economic benefits associated with the expenditure will flow to the company.

iii) Depreciation

Depreciation amount for assets is the cost of an asset, or other amount substituted for cost, less its estimated residual value.

Depreciation on assets has been provided on Straight line basis at the useful lives specified in the Schedule II of the Companies Act, 2013. Depreciation on additions / deductions is calculated pro-rata from / to the month of additions / deductions.

Assets costing less than INR 5,000/- are depreciated at 100% in the year of acquisition.

f) Revenue recognition

Revenue is recognized to the extent it is probable that the economic benefits will flow to the Company and the revenue can be reliably measured, regardless of when the payment is being made. Revenue is measured at the fair value of the consideration received or receivable, taking into account contractually defined terms of payment.

Interest income: Interest income is accrued on a time basis, by reference to the principal outstanding and at the effective interest rate applicable.

g) Inventories

Raw materials and stores, work-in-progress, traded and finished goods are stated at the lower of cost, calculated on weighted average basis, and net realizable value. Cost of raw materials and stores comprise of cost of purchase. Cost of work-in-progress and finished goods comprises direct materials, direct labour and an appropriate proportion of variable and fixed overhead expenditure, the latter being allocated on the basis of normal operating capacity. Cost of inventories also include all other cost incurred in bringing the inventories to their present location and condition. Costs of purchased inventory are determined after deducting rebates and discounts. Net realizable value is the estimated selling price in the ordinary course of business less the estimated costs of completion and the estimated costs necessary to make the sale. Items held for use in the production of inventory are not written below cost if the finished product in which these will be incorporated are expected to be sold at or above cost.

h) Foreign Currencies

Functional currency: The functional currency of the Company is the Indian rupee.

Transactions and translations: Foreign currency transactions are translated into the functional currency using the exchange rates at the dates of the transactions. Foreign-currency-denominated monetary assets and liabilities are translated into the relevant functional currency at exchange rates in effect at the Balance Sheet date. The gains or losses resulting from such translations are included in net profit in the Statement of Profit and Loss. Non-monetary assets and non-monetary liabilities denominated in a foreign currency and measured at fair value are translated at the exchange rate prevalent at the date when the fair value was determined. Non-monetary assets and non-monetary liabilities denominated in a foreign currency and

measured at historical cost are translated at the exchange rate prevalent at the date of the transaction.

Transaction gains or losses realized upon settlement of foreign currency transactions are included in determining net profit for the period in which the transaction is settled. Revenue, expense and cash flow items denominated in foreign currencies are translated into the relevant functional currencies using the exchange rate in effect on the date of the transaction.

i) Income tax

Income tax expense comprises current tax expense and the net change in the deferred tax asset or liability during the year. Current and deferred taxes are recognised in Statement of Profit and Loss, except when they relate to items that are recognised in other comprehensive income or directly in equity, in which case, the current and deferred tax are also recognised in other comprehensive income or directly in equity, respectively.

Current tax: Current tax is measured at the amount of tax expected to be payable on the taxable income for the year as determined in accordance with the provisions of the Income Tax Act, 1961. Current tax assets and current tax liabilities are offset when there is a legally enforceable right to set off the recognized amounts and there is an intention to settle the asset and the liability on a net basis.

Deferred tax: Deferred income tax is recognised using the Balance Sheet approach. Deferred income tax assets and liabilities are recognised for deductible and taxable temporary differences arising between the tax base of assets and liabilities and their carrying amount, except when the deferred income tax arises from the initial recognition of an asset or liability in a transaction that is not a business combination and affects neither accounting nor taxable profit or loss at the time of the transaction.

Deferred tax assets are recognised only to the extent it is probable that either future taxable profits or reversal of deferred tax liabilities will be available, against which the deductible temporary differences, and the carry forward of unused tax credits and unused tax losses can be utilised. The carrying amount of a deferred tax asset is reviewed at the end of each reporting date and reduced to the extent that it is no longer probable that sufficient taxable profit will be available to allow all or part of the deferred income tax asset to be utilised.

Deferred tax assets and liabilities are measured using the tax rates and tax laws that have been enacted or substantively enacted by the end of the reporting period and are expected to apply when the related deferred tax asset is realised or the deferred tax liability is settled. Deferred tax assets and liabilities are offset when there is a legally enforceable right to set current tax assets and liabilities and when the deferred tax balances relate to the same taxation authority.

j) Impairment of Assets

Non Financial Assets : The carrying value of assets / cash generating units at each balance sheet date are reviewed for impairment if any indication of impairment exists.

If the carrying amount of the assets exceed the estimated recoverable amount, an impairment is recognised for such excess amount. The impairment loss is recognised as an expense in the Statement of Profit and Loss, unless the asset is carried at revalued amount, in which

case any impairment loss of the revalued asset is treated as a revaluation decrease to the extent a revaluation reserve for that asset.

When there is indication that an impairment loss recognised for an asset (other than a revalued asset) in earlier accounting periods which no longer exists or may have decreased, such reversal of impairment loss is recognised in the Statement of Profit and Loss, to the extent the amount was previously charged to the Statement of Profit and Loss. In case of revalued assets, such reversal is not recognised.

Financial assets: The Company assesses on a forward-looking basis the expected credit losses associated with its financial assets. The impairment methodology applied depends on whether there has been a significant increase in credit risk. For trade receivables only, the Company applies the simplified approach permitted by Ind AS 109 Financial Instruments, which requires expected lifetime losses to be recognised from initial recognition of the receivables.

k) Provisions and Contingent Liabilities

Provisions are recognised when the Company has a present obligation (legal or constructive) as a result of a past event, it is probable that an outflow of resources embodying economic benefits will be required to settle the obligation and a reliable estimate can be made of the amount of the obligation. Provisions are measured at the best estimate of the expenditure required to settle the present obligation at the Balance Sheet date.

If the effect of the time value of money is material, provisions are discounted to reflect its present value using a current pre-tax rate that reflects the current market assessments of the time value of money and the risks specific to the obligation. When discounting is used, the increase in the provision due to the passage of time is recognised as a finance cost.

Contingent liabilities are disclosed when there is a possible obligation arising from past events, the existence of which will be confirmed only by the occurrence or non-occurrence of one or more uncertain future events not wholly within the control of the Company or a present obligation that arises from past events where it is either not probable that an outflow of resources will be required to settle the obligation or a reliable estimate of the amount cannot be made.

Contingent assets are not recognised in the Financial Statements.

l) Non-derivative financial instruments

Financial assets and liabilities are recognised when the Company becomes a party to the contractual provisions of the instrument. Financial assets and liabilities are initially measured at fair value. Transaction costs that are directly attributable to the acquisition or issue of financial assets and financial liabilities (other than financial assets and financial liabilities at fair value through profit or loss) are added to or deducted from the fair value measured on initial recognition of financial asset or financial liability.

(a) Financial assets

Cash and cash equivalents: For the purpose of presentation in the statement of cash flows, cash and cash equivalents includes cash on hand, deposits held at call with financial institutions, other short-term, highly liquid investments with original maturities of three

months or less that are readily convertible to known amounts of cash and which are subject to an insignificant risk of changes in value.

Trade Receivables and Loans: Trade receivables are initially recognised at fair value. Subsequently, these assets are held at amortised cost, using the effective interest rate (EIR) method net of any expected credit losses. The EIR is the rate that discounts estimated future cash income through the expected life of financial instrument.

Debt Instruments: Debt instruments are initially measured at amortised cost, fair value through other comprehensive income ('FVOCI') or fair value through profit or loss ('FVTPL') till derecognition on the basis of (i) the entity's business model for managing the financial assets and (ii) the contractual cash flow characteristics of the financial asset.

Equity Instruments: All investments in equity instruments classified under financial assets are initially measured at fair value, the Company may, on initial recognition, irrevocably elect to measure the same either at FVOCI or FVTPL. The Company makes such election on an instrument-by-instrument basis.

(b) Financial assets– Subsequent measurement

Financial assets at amortised cost: Financial assets are subsequently measured at amortised cost if these financial assets are held within a business whose objective is to hold these assets in order to collect contractual cash flows and the contractual terms of the financial asset give rise on specified dates to cash flows that are solely payments of principal and interest on the principal amount outstanding.

Financial assets at fair value through other comprehensive income (FVTOCI): Financial assets are measured at fair value through other comprehensive income if these financial assets are held within a business whose objective is achieved by both collecting contractual cash flows that give rise on specified dates to solely payments of principal and interest on the principal amount outstanding and by selling financial assets.

Financial assets at fair value through profit or loss (FVTPL): Financial assets are measured at fair value through profit or loss unless it is measured at amortised cost or at fair value through other comprehensive income on initial recognition. The transaction costs directly attributable to the acquisition of financial assets and liabilities at fair value through profit or loss are immediately recognised in profit or loss.

(c) Financial liabilities

Loans and borrowings: After initial recognition, interest-bearing loans and borrowings are subsequently measured at amortised cost on accrual basis.

Financial guarantee contracts: Financial guarantee contracts issued by the Company are those contracts that require a payment to be made to reimburse the holder for a loss it incurs because the specified debtor fails to make a payment when due in accordance with the terms of a debt instrument. Financial guarantee contracts are recognized initially as a liability at fair value, adjusted for transaction costs that are directly attributable to the issuance of the guarantee. Subsequently, the liability is measured at the higher of the amount of loss allowance determined as per impairment requirements of Ind AS 109 and the amount recognized less cumulative amortization.

(d) Financial liabilities - Subsequent measurement

Financial liabilities are measured at amortised cost using the effective interest method. For trade and other payables maturing within one year from the balance sheet date, carrying amounts approximate the fair value due to the short maturity of these instruments.

(e) Derecognition

The Company de-recognizes a financial assets when the contractual rights to the cash flows from the financial asset expires or it transfers the financial assets and the transfer qualifies for derecognition under Indian Accounting Standard 109 "Financial Instruments". A financial liability (or a part of financial liability) is de-recognised from the Company's balance sheet when the obligation specified in the contract is discharged or cancelled or expires.

(f) Offsetting of financial instruments

Financial assets and financial liabilities are offsetted and the net amount is reported in financial statements if there is a currently enforceable legal right to offset the recognised amounts and there is an intention to settle on a net basis, to realise the assets and settle the liabilities simultaneously.

m) Earnings Per Share

Basic EPS is computed by dividing the profit or loss attributable to the equity shareholders of the Company by the weighted average number of Ordinary shares outstanding during the year. Diluted EPS is computed by adjusting the profit or loss attributable to the ordinary equity shareholders and the weighted average number of ordinary equity shares, for the effects of all dilutive potential Ordinary shares.

2B Critical accounting judgments and key sources of estimation uncertainty

- a** The preparation of the financial statements in conformity with the Ind AS requires management to make judgements, estimates and assumptions that affect the application of accounting policies and the reported amounts of assets, liabilities and disclosures as at date of the financial statements and the reported amounts of the revenues and expenses for the years presented. The estimates and associated assumptions are based on historical experience and other factors that are considered to be relevant. Although these estimates are based upon management's best knowledge of current events, actual results may differ from these estimates under different assumptions and conditions.
- b** The estimates and underlying assumptions are reviewed on an ongoing basis. Revisions to accounting estimates are recognized in the period in which the estimate is revised if the revision affects only that period, or in the period of the revision and future periods if the revision affects both current and future periods.
- c** Critical Judgements In the process of applying the Company's accounting policies, management has made the following judgements, which have the most significant effect on the amounts recognized in the financial statements:

- d Key sources of estimation uncertainty :** The key assumptions concerning the future, and other key sources of estimation uncertainty at the end of the reporting period, that have a significant risk of causing a material adjustment to the carrying amounts of assets and liabilities within the next financial year are discussed below:
- e Income taxes:** The Company's tax jurisdiction is India. Significant judgments are involved in determining the provision for income taxes, including amount expected to be paid / recovered for uncertain tax positions.
- f Operating Cycle and Current versus non-current classification**

The Company presents assets and liabilities in the balance sheet based on current/ non-current classification in accordance with Part-I of Division- II of Schedule III of the Companies Act, 2013.

An asset is treated as current when (a) It is expected to be realised or intended to be sold or consumed in normal operating cycle; (b) It is held primarily for the purpose of trading; or (c) It is expected to be realised within twelve months after the reporting period, or (d) The asset is cash or cash equivalent unless restricted from being exchanged or used to settle a liability for at least twelve months after the reporting period. All other assets are classified as non-current.

A liability is current when (a) It is expected to be settled in normal operating cycle; or (b) It is held primarily for the purpose of trading; or (c) It is due to be settled within twelve months after the reporting period, or (d) There is no unconditional right to defer the settlement of the liability for at least twelve months after the reporting period. Terms of a liability that could, at the option of the counterparty, results in its settlement by the issue of equity instruments do not affect its classification. The Company classifies all other liabilities as non-current.

The operating cycle is the time between the acquisition of assets for processing and their realization in cash and cash equivalents. The Company has identified twelve months as its normal operating cycle.

SAMPRE NUTRITIONS LIMITED

Notes to financial statements

(Rupees in Lakhs except per share data)

3. Property Plant and Equipment

| | Freehold Land | Misc Fixed Assets | Electrical Equipment | Factory Buildings | Plant and machinery | Office Buildings | Office Equipment | Computer equipment | Furniture and fixtures | Vehicles | Total fixed assets |
|---------------------------------|---------------|-------------------|----------------------|-------------------|---------------------|------------------|------------------|--------------------|------------------------|---------------|--------------------|
| Gross Carrying Amount | | | | | | | | | | | |
| As at March 31, 2020 | 21.24 | 6.39 | 222.77 | 597.56 | 2,272.94 | 130.93 | 44.90 | 4.97 | 151.60 | 288.58 | 3,721.88 |
| Additions | - | - | 9.16 | 21.32 | 133.29 | - | 7.27 | 2.60 | 0.35 | 72.88 | 246.87 |
| Deletions | - | - | - | - | (599.51) | - | - | - | - | (11.92) | (611.43) |
| As at March 31, 2021 | 21.24 | 6.39 | 231.93 | 618.88 | 1,806.72 | 130.93 | 52.17 | 7.57 | 151.95 | 329.54 | 3,357.32 |
| Additions | - | - | 18.63 | 306.37 | 314.83 | - | - | 1.70 | - | 19.02 | 660.55 |
| Deletions | - | - | - | - | (53.08) | - | - | - | - | (12.90) | (65.98) |
| As at March 31, 2022 | 21.24 | 6.39 | 250.56 | 925.25 | 2,068.47 | 130.93 | 52.17 | 9.27 | 151.95 | 335.66 | 3,951.89 |
| Accumulated Depreciation | | | | | | | | | | | |
| As at March 31, 2020 | - | 6.19 | 166.13 | 337.25 | 1,015.66 | 14.19 | 38.78 | 4.96 | 78.70 | 205.83 | 1,867.69 |
| Adjustment to opening Reserve | - | - | - | - | - | - | - | - | - | - | - |
| Charge for the year | - | 0.09 | 7.63 | 28.38 | 116.22 | 2.38 | 1.19 | 0.25 | 10.45 | 14.22 | 180.81 |
| Deletions | - | - | - | - | (462.05) | - | - | - | - | (3.83) | (465.88) |
| As at March 31, 2021 | - | 6.28 | 173.76 | 365.63 | 669.83 | 16.57 | 39.97 | 5.21 | 89.15 | 216.22 | 1,582.62 |
| Adjustment to opening Reserve | - | - | - | - | - | - | - | - | - | - | - |
| Charge for the period | - | 0.02 | 8.91 | 33.32 | 89.33 | 2.38 | 1.82 | 1.09 | 10.46 | 16.10 | 163.43 |
| Deletions | - | - | - | - | (7.45) | - | - | - | - | (5.16) | (12.61) |
| As at March 31, 2022 | - | 6.30 | 182.67 | 398.95 | 751.71 | 18.95 | 41.79 | 6.30 | 99.61 | 227.16 | 1,733.44 |
| Net Carrying Amount | | | | | | | | | | | |
| As at March 31, 2020 | 21.24 | 0.20 | 56.64 | 260.31 | 1,257.28 | 116.74 | 6.12 | 0.01 | 72.90 | 62.75 | 1,854.19 |
| As at March 31, 2021 | 21.24 | 0.11 | 58.17 | 253.25 | 1,136.89 | 114.36 | 12.20 | 2.36 | 62.80 | 113.32 | 1,774.70 |
| As at March 31, 2022 | 21.24 | 0.09 | 67.89 | 526.30 | 1,316.76 | 111.98 | 10.38 | 2.97 | 52.34 | 108.50 | 2,218.45 |

4. Capital work - in - progress

| | |
|----------------------|--------|
| As at March 31, 2021 | 530.36 |
| As at March 31, 2022 | - |

SAMPRE NUTRITIONS LIMITED
Notes to Financial Statements

(Rupees in Lakhs except per share data)

5. Non-Current Investments

| | 31-Mar-22 | 31-Mar-21 |
|--|------------------|------------------|
| Investment in equity instruments in other companies | - | - |
| Unquoted, Fully Paidup equity instruments | | |
| 1000 equity share of Rs.100 each of Cosmos Co-Op Bank Ltd | 1.00 | 1.00 |
| | 1.00 | 1.00 |

6. Other Non-current and Current Financial Assets

| | 31-Mar-22 | 31-Mar-21 |
|---------------------------------|------------------|------------------|
| Security deposits | | |
| Unsecured, considered good | 54.92 | 54.71 |
| Other loans and advances | | |
| Deferred Borrowing cost | 12.16 | - |
| Advances to Suppliers | 47.29 | 43.87 |
| | 114.37 | 98.58 |

7. Inventories (valued at lower of cost and net realisable value)

| | 31-Mar-22 | 31-Mar-21 |
|-------------------|------------------|------------------|
| Raw Materials | 405.69 | 419.72 |
| Packing Materials | 303.64 | 309.57 |
| | 709.33 | 729.29 |

8. Trade receivables

| | 31-Mar-22 | 31-Mar-21 |
|--|------------------|------------------|
| - Unsecured, considered good | | |
| Trade Receivables | 297.65 | 360.02 |
| Recivables from related parties (Refer Note 38) | 299.75 | 262.20 |
| Trade Receivables which have significant credit risk | - | - |
| | 597.40 | 622.22 |

Trade receivables Ageing for trade receivables as at March 31, 2022

Outstanding for following periods from due date of payment

| < 6 Months | 6 Months to 1 Year | 1 to 2 Years | 2 to 3 Years | > 3 Years | Total |
|--|--------------------|---------------|--------------|-----------|---------------|
| Undisputed Trade receivables – considered good | 380.48 | 216.92 | - | - | 597.40 |
| Undisputed Trade Receivables – considered doubtful | - | - | - | - | - |
| Disputed Trade Receivables – considered good | - | - | - | - | - |
| Disputed Trade Receivables – considered doubtful | - | - | - | - | - |
| Total | 380.48 | 216.92 | - | - | 597.40 |

Trade receivables Ageing for trade receivables as at March 31, 2021

Outstanding for following periods from due date of payment

| < 6 Months | 6 Months to 1 Year | 1 to 2 Years | 2 to 3 Years | > 3 Years | Total |
|--|--------------------|--------------|--------------|-----------|---------------|
| Undisputed Trade receivables – considered good | 622.22 | - | - | - | 622.22 |
| Undisputed Trade Receivables – considered doubtful | - | - | - | - | - |
| Disputed Trade Receivables – considered good | - | - | - | - | - |
| Disputed Trade Receivables – considered doubtful | - | - | - | - | - |
| Total | 622.22 | - | - | - | 622.22 |

9. Cash and Cash Equivalents

| | 31-Mar-22 | 31-Mar-21 |
|----------------------------------|-------------|-------------|
| Cash and Cash equivalents | | |
| Balance with banks | | |
| - On current accounts | - | 2.57 |
| Margin money deposit | 2.32 | 2.27 |
| Cheques/Drafts on hand | - | - |
| Cash on hand | 5.93 | 4.89 |
| | 8.25 | 9.73 |

10. Other Current Financial Assets

| | 31-Mar-22 | 31-Mar-21 |
|----------------------------------|---------------|--------------|
| Security deposits | | |
| Unsecured, considered good | - | - |
| Other loans and advances | | |
| Advances to employees | 29.12 | 8.32 |
| Balance with Revenue authorities | 92.38 | 54.45 |
| Advances to Suppliers | - | - |
| | 121.50 | 62.77 |

11. Share Capital

| | 31-Mar-22 | 31-Mar-21 |
|---|---------------|---------------|
| Authorised Shares | | |
| No.6,000,000 (March 31, 2021: 6,000,000) equity shares of Rs. 10 each | 600.00 | 600.00 |
| Issued and subscribed shares | | |
| No. 48,20,000 (March 31, 2021: 48,20,000) equity shares of Rs. 10 each | 482.00 | 482.00 |
| | 482.00 | 482.00 |

a) Reconciliation of the equity shares outstanding at the beginning and at the end of the year:

| | 31-Mar-22 | | 31-Mar-21 | |
|------------------------------------|------------------|-----------------|------------------|-----------------|
| | Number of shares | Amount in lakhs | Number of shares | Amount in lakhs |
| At the beginning of the year | 48,20,000 | 482.00 | 48,20,000 | 482.00 |
| change during the year | - | - | | - |
| Outstanding at the end of the year | 48,20,000 | 482.00 | 48,20,000 | 482.00 |

b) Terms/rights attached to equity shares:

The Company has issued only one class of equity shares having par value of Rs 10/- per share. Each holder of equity shares is entitled to one vote per share. The dividend proposed by the Board of Directors is subject to the approval of the shareholders in the ensuing Annual General Meeting, except in case of interim dividend. In the event of liquidation of the Company, the holders of equity shares will be entitled to receive remaining assets of the Company, after distribution of all preferential amounts. The distribution will be in proportion to the number of equity shares held by the shareholders.

c) Details of shareholders holding more than 5% shares in the Company

| Name of the shareholder | 31-Mar-22 | | 31-Mar-21 | |
|-------------------------|---------------|-------|---------------|-------|
| | No. of Shares | % | No. of Shares | % |
| Brahma K Gurbani | 8,87,416 | 18.41 | 8,87,416 | 18.41 |
| Saritha. B. Gurbani | 7,61,762 | 15.80 | 7,61,762 | 15.80 |
| Meera B. Gurbani | 5,30,762 | 11.01 | 5,30,762 | 11.01 |

As per the records of the Company, including its register of shareholders/members, the above shareholding represents legal and beneficial ownership.

d) Disclosure of Shareholding of Promoters

Shareholding of promoters as at March 31, 2022

| Promoter Name | Number of Shares | % of total shares | Change during % the year |
|-------------------|------------------|-------------------|--------------------------|
| Brahma K Gurbani | 8,87,416 | 18.40% | 0.00% |
| Sarita B Gurbani | 7,61,762 | 15.81% | 0.00% |
| Meera B Gurbani | 5,30,762 | 11.02% | 0.00% |
| Saraswati Gurbani | 2,22,023 | 4.61% | 0.00% |
| Deepa Gurbani | 1,42,000 | 2.95% | 0.00% |
| Total | 25,43,963 | 52.78% | 0.00% |

Shareholding of promoters as at March 31, 2021

| Promoter Name | Number of Shares | % of total shares | Change during % the year |
|-------------------|------------------|-------------------|--------------------------|
| Brahma K Gurbani | 8,87,416 | 18.40% | 0.00% |
| Sarita B Gurbani | 7,61,762 | 15.81% | 0.00% |
| Meera B Gurbani | 5,30,762 | 11.02% | 0.00% |
| Saraswati Gurbani | 2,22,023 | 4.61% | 0.00% |
| Deepa Gurbani | 1,42,000 | 2.95% | 0.00% |
| Total | 25,43,963 | 52.78% | 0.00% |

12. Other Equity

| | 31-Mar-22 | 31-Mar-21 |
|--|---------------|---------------|
| Securities premium account | 37.00 | 37.00 |
| Surplus in the statement of profit and loss | | |
| Balance as per last financial statements | 559.26 | 551.70 |
| Profit / (loss) for the period/year | 30.79 | 7.56 |
| Net surplus/(deficit) in the statement of profit and loss | 590.05 | 559.26 |
| | 627.05 | 596.26 |

13. Deferred Tax Liability (Net)

| | 31-Mar-22 | 31-Mar-21 |
|------------------------------|--------------|--------------|
| Deferred Tax Liability, Net | 66.34 | 59.90 |
| Deferred Tax Asset, Net | - | - |
| Mat Credit Entitlement (Net) | (15.32) | (8.92) |
| | 51.02 | 50.98 |

14. Long-term borrowings

| | 31-Mar-22 | 31-Mar-21 |
|---|-----------------|-----------------|
| Secured Loans | | |
| Term Loans (Refer Note No.26) | | |
| - Term loans From Banks | 713.48 | 667.88 |
| - Vehicle Loans From Banks | 9.56 | 23.89 |
| - Other Vehicle Loan from financial institutions | 68.76 | 54.73 |
| Less: Current Maturities of long term borrowings [Included in Note No.15] | 60.46 | 72.00 |
| | 731.34 | 674.50 |
| Unsecured Loans | | |
| Loans from Directors and relatives | 544.74 | 546.09 |
| | 1,276.08 | 1,220.59 |

- There has been no default in repayment of loan and interest as at Balance Sheet.

15. Short term borrowings

| | 31-Mar-22 | 31-Mar-21 |
|--|---------------|---------------|
| The South Indian Bank Bill Discounting | 263.26 | 300.00 |
| The South Indian Bank Cash Credit | 523.52 | 529.41 |
| Current maturities of Long term borrowings | 60.46 | 72.00 |
| | 847.24 | 901.41 |

Notes:

- Working capital limits are availed from The south Indian Bank are secured by Hypothecation of entire Current Assets of the Company and equitable mortgage of Company land at effective interest rate of 10.75% PA and repayable on demand.
- There has been no default in repayment of loan and interest as on Balance Sheet date.

16. Trade payables

| | 31-Mar-22 | 31-Mar-21 |
|--------------------------------|---------------|---------------|
| a. Trade Creditors. | 155.80 | 75.03 |
| b. Creditor for Expenses | 225.53 | 105.59 |
| c. Creditors for Capital Goods | - | 303.87 |
| | 381.33 | 484.49 |

Trade Payables ageing schedule as at March 31, 2022

| | < 1 Year | 1 to 2 Years | 2 to 3 Years | > 3 Years | Total |
|------------------------|---------------|--------------|--------------|-----------|---------------|
| MSME | - | - | - | - | - |
| Others | 381.33 | - | - | - | 381.33 |
| Disputed dues – MSME | - | - | - | - | - |
| Disputed dues - Others | - | - | - | - | - |
| | 381.33 | - | - | - | 381.33 |

Trade Payables ageing schedule as at March 31, 2021

| | < 1 Year | 1 to 2 Years | 2 to 3 Years | > 3 Years | Total |
|------------------------|---------------|--------------|--------------|-----------|---------------|
| MSME | - | - | - | - | - |
| Others | 484.49 | - | - | - | 484.49 |
| Disputed dues – MSME | - | - | - | - | - |
| Disputed dues - Others | - | - | - | - | - |
| | 484.49 | - | - | - | 484.49 |

Note:

Details of dues to micro and small enterprises as defined under the MSMED ACT, 2006

Based on information available with the Company, there are no suppliers who are registered as micro, small or medium enterprises under “The Micro, Small and Medium Enterprises Development Act, 2006 as at March 31, 2022.

17. Other current liabilities

| | 31-Mar-22 | 31-Mar-21 |
|-----------------------------|--------------|--------------|
| Advances from customers | 29.99 | 5.00 |
| Dues to employees | 56.60 | 78.59 |
| Other statutory liabilities | 2.96 | 5.46 |
| Provision for gratuity | - | - |
| Provision for expenses | 9.63 | 2.05 |
| | 99.18 | 91.10 |

18. Short term provisions

| | 31-Mar-22 | 31-Mar-21 |
|--------------------------|------------------|------------------|
| Provision for income tax | 6.40 | 1.81 |
| | 6.40 | 1.81 |

19. Revenue from operations

| | 31-Mar-22 | 31-Mar-21 |
|-------|------------------|------------------|
| Sales | 2,312.55 | 1,823.33 |
| | 2,312.55 | 1,823.33 |

20. Other income

| | 31-Mar-22 | 31-Mar-21 |
|----------------------------|------------------|------------------|
| Interest Income | 0.37 | 0.06 |
| Other non operating income | 27.39 | 3.07 |
| | 27.76 | 3.13 |

21. Cost of Materials Consumed

| | 31-Mar-22 | 31-Mar-21 |
|---------------------|------------------|------------------|
| Opening Stock | 729.29 | 703.69 |
| Add: Purchases | 639.54 | 394.15 |
| Less: Closing stock | 709.33 | 729.29 |
| | 659.50 | 368.55 |

22. Manufacturing expenditure

| | 31-Mar-22 | 31-Mar-21 |
|----------------------------|------------------|------------------|
| Fuel & Power consumption | 192.60 | 157.02 |
| Factory salaries and Wages | 506.82 | 358.46 |
| Factory Expenses | 266.79 | 254.73 |
| Transport & Hamali Charges | 24.31 | 10.07 |
| Repairs & Maintenance | 17.66 | 35.60 |
| Packing Expenses | - | 0.49 |
| | 1,008.18 | 816.37 |

23. Employee benefits expense

| | 31-Mar-22 | 31-Mar-21 |
|--------------------------------|------------------|------------------|
| Salaries, bonus and allowances | 48.39 | 49.02 |
| Staff Welfare Expenses | 23.84 | 17.82 |
| Directors Remuneration | 34.69 | 34.69 |
| | 106.92 | 101.53 |

24. Other expenses

| | 31-Mar-22 | 31-Mar-21 |
|---------------------------------|------------------|------------------|
| Advertisement Expenses | 1.97 | 0.55 |
| AGM Expenses | 0.83 | 0.34 |
| Building Maintenance | 0.43 | 5.10 |
| Business Promotion Expenses | - | 3.84 |
| Computer Maintenance | 1.27 | 1.05 |
| Communication Expenses | 1.99 | 0.34 |
| Donations | - | 0.06 |
| General Expenses | 10.99 | 15.28 |
| Insurance | 8.42 | 6.27 |
| Key Man Insurance Exp | 20.02 | 20.09 |
| Legal and professional | 5.50 | 10.61 |
| Loss on sale of Asset | 2.31 | 0.26 |
| Membership and Subscription Fee | 0.09 | 0.05 |
| Office Expenses | 5.56 | 4.81 |
| Payments to auditors | 2.05 | 2.05 |
| Printing and stationery | 3.84 | 4.17 |
| Rates and taxes | 3.35 | 7.18 |
| Rental Charges | 81.77 | 72.37 |
| Repairs and maintenance | 0.08 | 0.05 |
| Security Services | 24.70 | 25.69 |
| Sitting Fee | 2.05 | 2.06 |
| Telephone Expenses | 2.19 | 2.12 |
| Travelling and conveyance | 5.05 | 4.37 |
| Vehicle Maintenance | 3.87 | 5.26 |
| Membership Fee (Non GST) | 0.11 | 0.05 |
| | 188.44 | 194.02 |

25. Depreciation

| | 31-Mar-22 | 31-Mar-21 |
|--|------------------|------------------|
| Depreciation on property, plant and equipments | 163.43 | 180.81 |
| | 163.43 | 180.81 |

26. Finance costs

| | 31-Mar-22 | 31-Mar-21 |
|-----------------------------------|------------------|------------------|
| Interest on Term Loans | 68.94 | 74.24 |
| Interest on Working Capital loans | 92.60 | 73.31 |
| Interest on Vehicle Loans | 5.66 | 1.18 |
| Interest on Statutory Payments | 4.35 | 4.31 |
| Bank charges | 5.07 | 1.28 |
| | 176.62 | 154.32 |

NOTES TO FINANCIAL STATEMENTS

27. Contingent liabilities not provided for in respect of:

The company was in receipt of demand order in respect of Central Excise for FY 2010-11, against the said order, the company has filed an appeal before the appellate authorities in respective forums. The Company is expecting a favorable result from the appellate authority.

28. Secured Loans (Refer Note No.14)

a. Term loans from Banks:

The term loans from banks were availed for acquisition of Plant & Machinery, constructions of factory building from 'The South Indian Bank Ltd'. During the year, the Company executed restructuring of existing term loans under RBI Covid-19 scheme as under;

| Particulars | Rs. In Lakhs | Rate of Interest | Repayment terms |
|---|--------------|------------------|---|
| Term loans – Machinery & Factory Building | 489.11 | 10.25% | Repayable in range of 58 months to 111 months including moratorium period of 14 months. |
| Working Capital Term Loan- (WCTL-1) | 122.79 | 10.25% | Repayable in 79 months including moratorium period of 14 months. |
| Funded interest term loan (FITL 1, 2 &3) | 159.30 | 10.25% | Repayable in 78 months including moratorium period of 18 months. |

The above stated terms loans were secured by equitable mortgage of Industrial Property of land & building situated in plot no.133, Industrial estates, Medchal of the Company, further secured by collateral assets in the form of immovable properties belonging to the Promoter Directors and their relatives. It is further secured by personal guarantees of the directors and their relatives.

b. Vehicle Loans from Banks:

Vehicle Loans from banks are from Yes Bank Ltd under hire purchase schemes, secured by hypothecation of vehicles owned by the Company.

c. Other Vehicle Loan

Other vehicle loans were obtained from M/s.Daimler Financial Services India Pvt.ltd, Mahindra & Mahindra Financial Services Ltd and M/s.Toyota Financial Service Ltd under hire purchase schemes, secured by hypothecation of vehicles owned by the Company.

29. Micro and Medium Scale Business Entities:

There are no micro, small and medium enterprises, to whom the company over dues, which are outstanding for more than 45 days as at 31st March 2022. This information as required to be disclosed under the Micro, Small and Medium Enterprises Development Act, 2006 has

been determined to the extent such parties have been identified on the basis of information available with the company.

30. Payment to Auditors:

| Particulars | 31 st March, 2022 (Amount in Rs.) | 31 st March, 2021 (Amount in Rs.) |
|--------------------------------|---|---|
| Audit Fee | 1.55 | 1.55 |
| Tax Audit Matters | 0.30 | 0.30 |
| Certification & Other Services | 0.20 | 0.20 |
| Total | 2.05 | 2.05 |

31. There are no debts outstanding as on 31st March 2022 from Directors or other officers of the company other than imprest cash in order to meet running expenses.

32. Segment Reporting:

a) Business Segment

The company's business consists of one primary reportable business segment of manufacturing of sugar boiled candies & toffees and consists of major revenue on account of processing charges; hence no separate disclosure is required in the context of Indian Accounting Standard 108 "Operating Segment".

b) Geographical Segment:

During the period under report, the Company has engaged in its business primarily within India with two manufacturing facilities including of leasehold unit. The conditions prevailing in India being uniform, no separate geographical disclosure is considered necessary.

33. Deferred Tax Asset / (Liability):

The movement of Provision of Deferred Tax for the year ended 31-03-2022 is as given below:

| Particulars | Asset/(Liability) As on 31.03.2021 | Recognised in Profit & Loss Account | Others | Asset/ (Liability) As on 31.03.2022 |
|--|--|---|----------|--|
| Timing Differences on account of Depreciation | (72.53) | (1.14) | - | (71.38) |
| Unabsorbed Tax Losses (Depreciation Loss) | 12.63 | (7.58) | - | 5.05 |
| MAT Credit Entitlement/ (Utilisation) | 8.92 | 6.40 | - | 15.32 |
| Total | (50.98) | (2.33) | - | (51.02) |

34. Earnings per Share (EPS)

The earnings considered in ascertaining the company's Earnings per share comprise of net profit after tax. The number of shares used in computing Basic earnings per share is the

weighted average number of shares outstanding during the year. The numerators and denominators used to calculate earnings per share.

| Particulrs | 2021-22 | 2020-21 |
|--|---------|---------|
| Profit attributable to Equity Share Holders (A) (Rs. In Lakhs) | 30.79 | 7.57 |
| Basic / Weighted Average Number of Equity Shares outstanding during the year (B) | | |
| (No. s in Lakhs) | 48.20 | 48.20 |
| Nominal value of each equity Share | Rs.10/- | Rs.10/- |
| Earnings Per share | 0.64 | 0.16 |
| Diluted EPS | 0.64 | 0.16 |

35. Taxes on income

The company made necessary provision for income tax as per the provisions of income tax act, 1961.

36. Financial risk management and policies

36.1 Capital risk management

The Company manages its capital structure and makes adjustments in light of changes in economic conditions and the requirements of the financial covenants. To maintain or adjust the capital structure, the Company may adjust the dividend payment to shareholders, return capital to shareholders or issue new shares. The Company monitors capital using a gearing ratio, which is net debt divided by total capital plus net debt. The Company's policy is to keep optimum gearing ratio. The Company includes within net debt, interest bearing loans and borrowings, trade and other payables, less cash and cash equivalents, excluding discontinued operations.

| | Year ended March 31, 2022 | Year ended March 31, 2021 |
|---|------------------------------|------------------------------|
| Borrowings (Including Current maturities of long terms debts) | 2,123.32 | 2,122.00 |
| Trade payables | 381.33 | 484.49 |
| Other financial liabilities | 105.58 | 92.91 |
| Less: Cash and cash equivalent | 8.25 | 9.73 |
| Net debts (A) | 2,601.98 | 2,689.67 |
| Total Equity(B) | 1,109.05 | 1,078.26 |
| Capital and net debt(C=A+B) | 3,711.03 | 3,767.93 |
| Gearing Ratio (%) (A/C) | 0.70 | 0.71 |

36.2 Financial risk management

The Company's principal financial liabilities comprise loans and borrowings, trade and other payables. The main purpose of these financial liabilities is to finance and support the Company's operations. The Company's principal financial assets comprise investments, cash and bank balance, trade and other receivables.

The Company is exposed to various financial risks such as market risk, credit risk and liquidity risk. The financial risks are identified, measured and managed in accordance with the Company's policies and risk objectives.

a. Market risk

The Company's activities expose it primarily to the financial risk of changes in foreign currency exchange rates and changes in interest rates. There have been no changes to the Company's exposure to market risk or the manner in which it manages and measures the risk in recent past.

Market risk is the risk that the fair value of future cash flows of a financial instrument will fluctuate because of changes in market prices. Market risk comprises two types of risk: interest rate risk and currency risk. Financial instruments affected by market risk include borrowings and bank deposits.

i. Interest rate risk

Interest rate risk is the risk that the fair value or future cash flows of a financial instrument will fluctuate because of changes in market interest rates. The Company's exposure to the risk of changes in market interest rates is limited as the Company has only fixed deposit with bank .

ii. Foreign currency risk

Foreign currency risk is the risk that the fair value or future cash flows of an exposure will fluctuate because of changes in foreign exchange rates. The Company's exposure to the risk of changes in foreign exchange rates relates primarily to the Company's Financial Liabilities. The Company's foreign currency risks are identified, measured and managed at periodic intervals in accordance with the Company's policies.

b. Credit risk

Credit risk is the risk that counterparty will default on its contractual obligations resulting in financial loss to the company. The Company has adopted a policy of only dealing with creditworthy customers.

In many cases an appropriate advance or letter of credit / bank guarantee is taken from the customers to cover the risk. In other cases credit limit is granted to customer after assessing the credit worthiness based on the information supplied by credit rating agencies, publicly available financial information or its own past trading records and trends.

At March 31, 2022, the company did not consider there to be any significant concentration of credit risk, which had not been adequately provided for. The carrying amount of the financial assets recorded in the financial statements, grossed up for any allowances for losses, represents the maximum exposure to credit risk.

c. Liquidity risk

The Company manages liquidity risk by maintaining adequate reserves and banking facilities, by continuously monitoring forecast and actual cash flows and by matching the maturity profiles of financial assets and liabilities for the Company. The Company has established an appropriate liquidity risk management framework for its short-term, medium term and long-term funding requirement.

The table below summarizes the maturity profile of the Company's financial liabilities based on contractual undiscounted payments:

(Rs. In lakhs)

| Particulars | Carrying Value | Less than 1year | 1-5 years | > 5 years |
|-----------------------------|----------------|-----------------|-----------|-----------|
| March 31, 2022 | | | | |
| Borrowings | 2,123.32 | 847.24 | - | - |
| Trade and other payables | 381.33 | 381.33 | - | - |
| Other financial liabilities | 105.58 | 105.58 | - | - |
| March 31, 2021 | | | | |
| Borrowings | 2,122.00 | 901.41 | - | - |
| Trade and other payables | 484.49 | 484.49 | - | - |
| Other financial liabilities | 92.91 | 92.91 | - | - |

37. Fair Value measurement

The fair value of the financial assets are included at amounts at which the instruments could be exchanged in a current transaction between willing parties other than in a forced or liquidation sale.

The following methods and assumptions were used to estimate the fair value:

- Fair value of cash and short term deposits, trade and other short term receivables, trade payables, other current liabilities, approximate their carrying amounts largely due to the short-term maturities of these instruments.
- Financial instruments with fixed and variable interest rates are evaluated by the Company based on parameters such as interest rates and individual credit worthiness of the counterparty. Based on this evaluation, allowances are taken to account for the expected losses of these receivables.

A. Financial instruments by category

The carrying value and fair value of financial instruments by categories as at March 31, 2022 were as follows:

| Particulars | Note No | Amortised cost | Financial assets/liabilities at fair value through profit or loss | | Financial assets/liabilities at fair value through OCI | | Total Carrying value | Total fair value |
|---|---------|----------------|---|-----------|--|-----------|----------------------|------------------|
| | | | Designated upon initial recognition | Mandatory | Designated upon initial recognition | Mandatory | | |
| Assets: | | | | | | | | |
| (a) Trade receivables | 8 | 597.40 | - | - | - | - | 597.40 | 597.40 |
| (b) Other financial assets | 10 | 121.50 | - | - | - | - | 121.50 | 121.50 |
| (c) Cash and cash equivalent | 9 | 8.25 | - | - | - | - | 8.25 | 8.25 |
| (d) Bank balances (other than cash and cash equivalent) | - | - | - | - | - | - | - | - |
| Liabilities: | | | | | | | | |
| (a) Borrowings | 14 & 15 | 2,123.32 | - | - | - | - | 2,123.32 | 2,123.32 |
| (b) Trade and other payables | 16 | 381.33 | - | - | - | - | 381.33 | 381.33 |
| (c) Other financial liabilities | 17 & 18 | 105.58 | - | - | - | - | 105.58 | 105.58 |

B. The carrying value and fair value of financial instruments by categories as at March 31, 2021 were as follows:

| Particulars | Note No | Amortised cost | Financial assets/liabilities at fair value through profit or loss | | Financial assets/liabilities at fair value through OCI | | Total Carrying value | Total fair value |
|---|---------|----------------|---|-----------|--|-----------|----------------------|------------------|
| | | | Designated upon initial recognition | Mandatory | Designated upon initial recognition | Mandatory | | |
| Assets: | | | | | | | | |
| (a) Trade receivables | 8 | 622.22 | - | - | - | - | 622.22 | 622.22 |
| (b) Other financial assets | 10 | 62.77 | - | - | - | - | 62.77 | 62.77 |
| (c) Cash and cash equivalent | 9 | 9.73 | - | - | - | - | 9.73 | 9.73 |
| (d) Bank balances (other than cash and cash equivalent) | | - | - | - | - | - | - | - |
| Liabilities: | | | | | | | | |
| (a) Borrowings | 14 & 15 | 2,122.00 | - | - | - | - | 2,122.00 | 2,122.00 |
| (b) Trade and other payables | 16 | 484.49 | - | - | - | - | 484.49 | 484.49 |
| (c) Other financial liabilities | 17 & 18 | 92.91 | - | - | - | - | 92.91 | 92.91 |

38. Related Party Disclosures

“Related Party Disclosures” issued by the Institute of Chartered Accountants of India are as follows:

Name of the related parties and description of relationship

a) Enterprise which are owned or have significant influence of or are partners with key management personnel and their relative:

M/s. Royes Industries Limited

M/s. Naturalle Health Products Pvt. Ltd.

b) Key Managerial Personnel:

Shri Brahma K Gurbani (MD)

Shri Vishal R Gurbani (WTD-VP)

a) Related Party Transactions:

(Rupees in Lakhs)

| Name of Related Party | Nature of transaction | Current Year | Previous Year |
|--------------------------|---------------------------|--------------|---------------|
| Shri. Brahma K Gurbani | Managerial Remuneration | 24.00 | 24.00 |
| Shri Vishal R Gurbani | Managerial Remuneration | 10.69 | 10.69 |
| Shri. Brahma K Gurbani | Unsecured Borrowings | 7.66 | 89.56 |
| Smt. Meera B Gurbani | Unsecured Borrowings | (9.02) | 1.37 |
| Royes Industries Limited | Lease Rentals | 60.00 | 60.00 |
| Royes Industries Limited | Purchases of Raw Material | 381.29 | 42.87 |
| Royes Industries Limited | Sale of Raw Materials | 423.05 | - |
| Royes Industries Limited | Sales of Machinery | --- | 162.02 |

b) Balances receivable /Payable

(Rupees in Lakhs)

| Name of Related Party | Nature of transaction | As at March 31, 2022 | As at March 31, 2021 |
|-----------------------------------|-----------------------|----------------------|----------------------|
| Royes Industries Limited | Receivables | 270.20 | 241.67 |
| Naturalle Health Products Pvt Ltd | Receivables | 29.55 | 20.53 |
| Shri. Brahma K Gurbani | Unsecured Borrowings | 447.63 | 439.97 |
| Smt. Meera B Gurbani | Unsecured Borrowings | 97.10 | 1,06.12 |

c) Disclosure of Unsecured Loans received from Directors and Relatives of Directors Pursuant to Rule 16A of Companies (Acceptance of Deposits) Rules 2014 is as follows.

(Rupees in Lakhs)

| S No. | Name of Lender | Nature of Relation | Amount |
|-------|------------------------|----------------------|--------|
| 1 | Shri. Brahma K Gurbani | Director | 447.63 |
| 2 | Smt. Meera B Gurbani | Relative of Director | 97.10 |

39. CIF Value of Imports

| | FY 2021-22(Rs.) | 2020-21(Rs.) |
|-------------------|-----------------|--------------|
| Raw materials | --- | --- |
| Packing materials | --- | --- |
| Traded goods | --- | --- |
| Capital goods | --- | --- |

40. Previous year's figures have been re grouped / and or re-arranged wherever necessary to confirm with the current year classification.
41. Provision for accruing liability for Super Annuation / Retirement benefits have been made in the basis of the liability as actually determined as at the year end.
42. Depreciation has been provided on the straight-line method as per the rates prescribed as of Schedule II of The Companies Act 2013.
43. There were no employees drawing remuneration of Rs.60.00 lacs or more per annum or Rs.5.00 lacs or more per month, if employed for part of the year.

44. Ratios

| | Particulars | Numerator | Denominator | As at | | Variance in % | Notes |
|-----|---|-------------------------------------|---------------------------|----------|----------|---------------|-------|
| | | | | 31.03.22 | 31.03.21 | | |
| (a) | Current Ratio (In times) | Current assets | Current liabilities | 1.1 | 1.0 | 11.8% | |
| (b) | Debt-Equity Ratio (In times) | Total Debt | Share Holders Equity | 2.0 | 2.0 | -2.7% | |
| (c) | Debt Service Coverage Ratio | Earnings Available for Debt Service | Debt Service | 1.6 | 1.2 | 26.5% | 1 |
| (d) | Return on Equity Ratio (in%) | Net Profit after Tax | Avg. Share Holders Equity | 1.9% | 0.5% | 288.9% | 2 |
| (e) | Inventory turnover ratio (In times) | Turnover | Average Inventory | 2.2 | 1.7 | 27.7% | 3 |
| (f) | Trade Receivables turnover ratio (In times) | Turnover | Average Trade Receivables | 2.5 | 2.3 | 11.8% | |
| (g) | Trade payables turnover ratio (In times) | Purchases | Average Trade Payables | 1.0 | 0.1 | 646.6% | 4 |
| (h) | Net capital turnover ratio (In times) | Turnover | Working Capital | 22.6 | (33.3) | -167.9% | 5 |
| (i) | Net profit ratio (in %) | Net Profit after Tax | Turnover | 1.4% | 0.4% | 213.2% | 6 |
| (j) | Return on Capital employed (In %) | Earnings before Interest and Taxes | Capital Employed | 8.8% | 7.0% | 24.9% | |
| (k) | Return on investment (In %) | - | - | - | - | - | - |

Notes:

- 1) Due to higher margins ratio improved during the year.
- 2) Ratio is improved with increased sales / margins during the year after Covid impact.
- 3) Ratio is improved with increased sales / margins during the year after Covid impact.
- 4) Due to decrease in job work sales and increase in sales during the year
- 5) Ratio is improved due to better workings capital management
- 6) Ratio is improved with increased sales / margins during the year after Covid impact.

45. Additional Information pursuant to provisions of the Companies Act, 2013.

- a) The Company does not have any Benami property, where any proceedings has been initiated or pending against the Company for holding Benami property.
- b) The Company has a working capital limits of 790.00 Lakhs comprising of fund based limits of Rs 525.00 Lakhs and non-fund based limits of Rs. 265.00 Lakhs. For the said credit facilities, the company has submitted stock and book debt statements to the lender bank on monthly/quarterly basis and there is no material differences with the books of accounts for the year.
- c) The Company has not been declared as a wilful defaulter by any bank or financial institution or any other lender.
- d) The Company do not have any such transactions which has not been recorded in the books of accounts but has been surrendered or disclosed as income during the year in the tax assessments under the Income Tax Act, 1961 (such as search or survey or any other relevant provisions of the Income Tax Act, 1961)
- e) The Company does not have any transactions with struck-off Companies.
- f) The Company does not have any charges or satisfaction which is yet to be registered with ROC beyond the statutory period.
- g) The Company has not traded or invested in Crypto currency or Virtual Currency during the financial year

h) Quantitative Details:

(As certified by Management of the Company)

| Particulars | FY 2021-22 | | FY 2020-21 | |
|--|---------------|-------------------|---------------|-------------------|
| | Quantity (Kg) | Value (Rs. Lakhs) | Quantity (Kg) | Value (Rs. Lakhs) |
| Opening Stock | 651151 | 729.29 | 758226 | 703.69 |
| Production (Sugar based candies) | 7509728 | N.A | 6772491 | N.A |
| Closing Stock | 646452 | 709.33 | 651151 | 729.29 |
| Sales – Own product (Sugar based candies Confectionery) & Job Work | 7514427 | 2312.55 | 6879566 | 1823.33 |

The quantitative detail indicated above includes production & dispatches made on principal to principal basis and Loan license basis.

| Material Consumed | FY 2021-22 | | FY 2020-21 | |
|---------------------------|----------------|---------------|----------------|---------------|
| | Quantity (Kg) | Value | Quantity (Kg) | Value |
| Raw Material (No. / Kgs) | | | | |
| - Sugar | 532987 | 195.92 | 333117 | 121.62 |
| - Glucose | 443584 | 93.77 | 277240 | 58.00 |
| - Flavors & Others | 852494 | 215.16 | 532809 | 134.48 |
| Total | 1829065 | 504.85 | 1143166 | 314.10 |
| Primary packing Materials | 57915 | 154.64 | 18938 | 54.45 |
| Others | | | - | - |
| Total | 1886980 | 659.49 | 1162104 | 368.55 |

| | | | | |
|-------------------------------|-----|-----|-----|-----|
| Value of Imports on CIF Basis | N.A | Nil | Nil | Nil |
| Expenses on Foreign Currency | Nil | Nil | Nil | Nil |

Value of Imported and Indigenous Materials consumed and % of each to total Consumption

| Particulars | Year ended March 31, 2022 | | Period ended March 31, 2021 | | |
|--------------|---------------------------|------------|-----------------------------|---------------|------------|
| | Value | % | | Value | % |
| Indigenous | 659.49 | 100 | Indigenous | 368.55 | 100 |
| Imported | - | - | Imported | - | - |
| Total | 659.49 | 100 | Total | 368.55 | 100 |

The accompanying notes referred above form an integral part of the financial statements.

As per our report of even date attached

For and on behalf of board of directors

For RRK & Associates
Chartered Accountants
FRNo.009785S

Sd/-
BRAHMA GURBANI
Managing Director
(DIN: 00318180)

Sd/-
VISHAL RATAN GURBANI
Whole- time Director
(DIN: 07738685)

Sd/-
R. Radha Krishna
Partner
M. No. 210777

Sd/-
V.Vamshi Srinivas
CFO

Sd/-
Deepak Bissa
Company Secretary

Date: 28th May, 2022
Place: Hyderabad



AN ISO 22000 CERTIFIED COMPANY



SAMPRE NUTRITIONS LIMITED

Regd. Office & Works:

133, Industrial Estate, Medchal-501 401. (HYD), T.S., INDIA

Phone: +91-8418-222428

Email: gurbani@gurbanigroup.in, Web: www.gurbanigroup.in

