

May 26, 2025

The BSE Limited  
Phiroze Jeejeebhoy Towers  
Dalal Street  
Mumbai – 400001

Scrip Code : 530643  
Scrip Name : ECORECO  
ISIN : INE316A01038

**Subject: Investor Presentation.**

**Reg.: Regulation 30 of SEBI (Listing Obligations and Disclosure Requirements) Regulations, 2015**

Dear Sir/Madam,

Pursuant to regulation 30 of SEBI (Listing Obligations and Disclosure Requirements) Regulations, 2015, please find enclosed a copy of the Investor Presentation on the audited standalone and consolidated financial results of the Company for the fourth quarter and year ended March 31, 2025.

Please note that the said presentation will be uploaded on the website of the Company at [www.ecoreco.com](http://www.ecoreco.com).

You are requested to take the same on records.

Thanking you,  
Yours faithfully,

For Eco Recycling Limited



B K Soni  
Chairman & Managing Director  
DIN: 01274250

Encl.: As above

# Eco Recycling Limited

The Pioneer E-waste Recycling  
Company of India Since 2005

**Q4 FY25**  
**Investor Presentation**



This presentation and the accompanying slides (The Presentation), which have been prepared by Eco Recycling Limited (Ecoreco, The Company) solely for information purposes and do not constitute any offer, recommendation or invitation to purchase or subscribe for any securities, and shall not form the basis or be relied on in connection with any contract or binding commitment what so ever. No offering of securities of the Company will be made except by means of a statutory offering document containing detailed information about the Company.

This Presentation has been prepared by the Company based on information and data which the Company considers reliable, but the Company makes no representation or warranty, express or implied, whatsoever, and no reliance shall be placed on, the truth, accuracy, completeness, fairness and reasonableness of the contents of this Presentation. This Presentation may not be all inclusive and may not contain all of the information that you may consider material. Any liability in respect of the contents of, or any omission from, this Presentation is expressly excluded.

Certain matters discussed in this Presentation may contain statements regarding the Company's market opportunity and business prospects that are individually and collectively forward-looking statements. Such forward-looking statements are not guarantee of future performance and are subject to known and unknown risks, uncertainties and assumptions that are difficult to predict.

These risks and uncertainties include, but are not limited to, the performance of the Indian economy and of the economies of various international markets, the performance of the industry in India and world-wide, competition, the company's ability to successfully implement its strategy, the Company's future levels of growth and expansion, technological implementation, changes and advancements, changes in revenue, income or cash flows, the Company's market preferences and its exposure to market risks, as well as other risks.

The Company's actual results, levels of activity, performance or achievements could differ materially and adversely from results expressed in or implied by this Presentation. The Company assumes no obligation to update any forward-looking information contained in this Presentation. Any forward-looking statements and projections made by third parties included in this Presentation are not adopted by the Company and the Company is not responsible for such third party statements and projections.



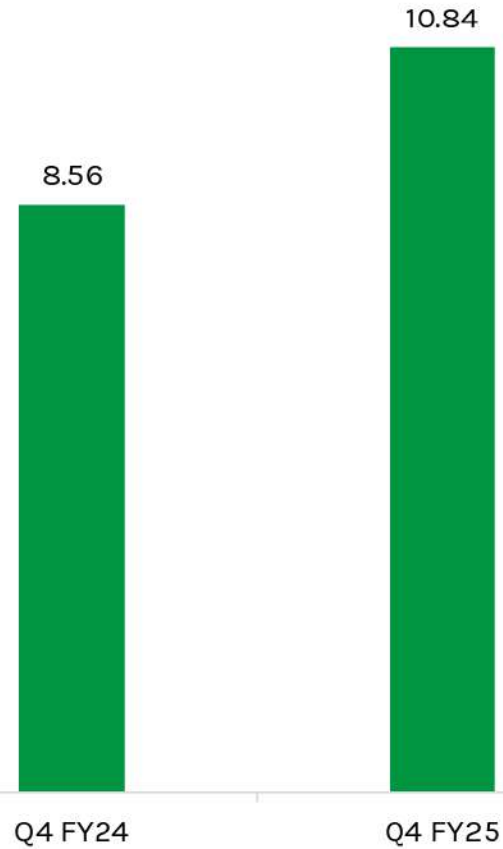
## Q4 FY25 Financial & Operational Highlights

---

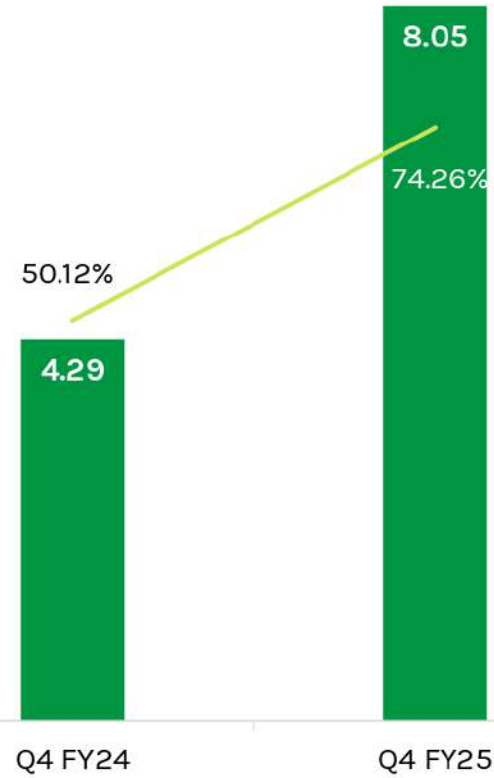


# Q4 FY25 Standalone Key Financials Highlights

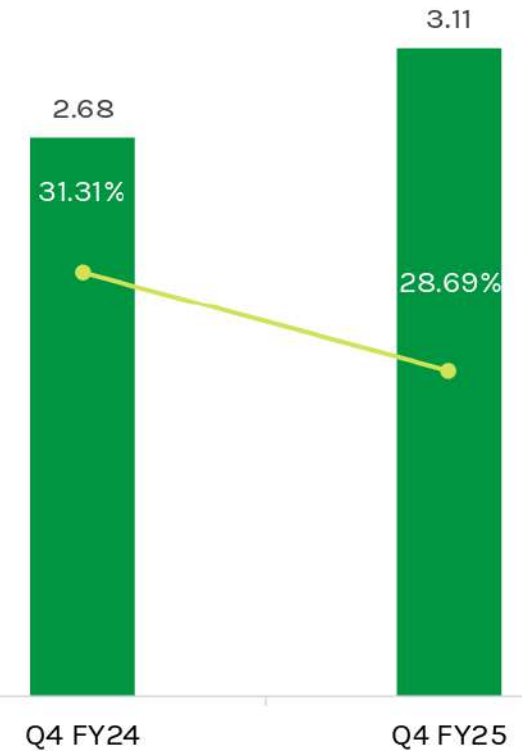
■ Total Income



■ EBITDA    — EBITDA Margin



■ PAT    — PAT Margin




All Figures In ₹ Cr

# Q4 FY25 Standalone Profit & Loss Statements

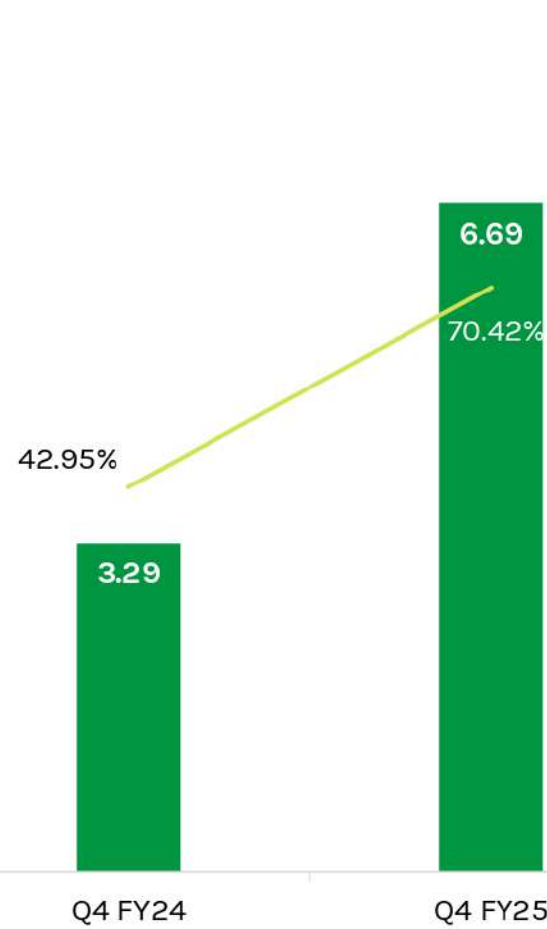
Particulars	Q4 FY25	Q4 FY24	YoY
Net Sales	9.77	8.06	
Other Income	1.07	0.50	
<b>Total Income</b>	<b>10.84</b>	<b>8.56</b>	<b>26.64%</b>
Raw Material costs	1.16	2.06	
Employee Cost	1.08	1.21	
Other Expenses	0.55	1.00	
<b>Total Expenditure</b>	<b>2.79</b>	<b>4.27</b>	
<b>EBIDTA</b>	<b>8.05</b>	<b>4.29</b>	<b>87.65%</b>
Interest	0.15	0.35	
Depreciation	0.26	-0.26	
<b>PBT</b>	<b>7.64</b>	<b>4.20</b>	<b>81.90%</b>
Tax Expense (Including Deferred Tax)	4.53	1.52	
<b>PAT</b>	<b>3.11</b>	<b>2.68</b>	<b>16.04%</b>
<b>EPS</b>	<b>1.60</b>	<b>1.38</b>	<b>15.94%</b>

# Q4 FY25 Consolidated Key Financials Highlights

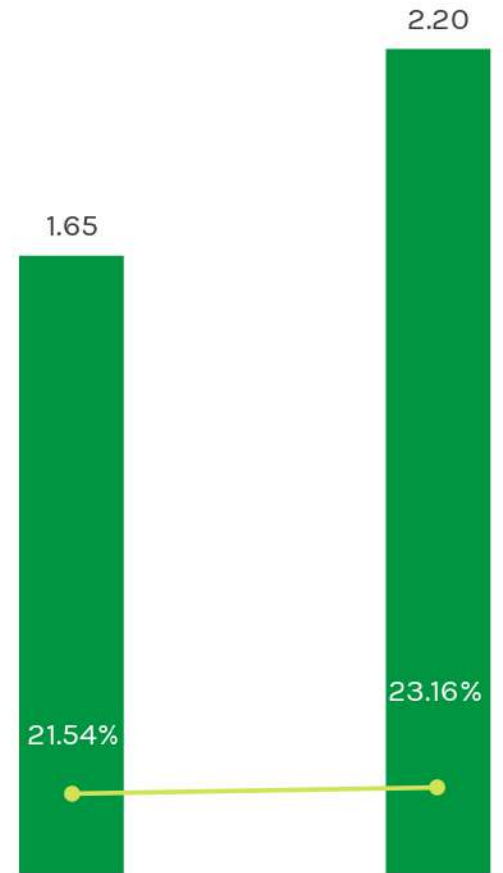
■ Total Income



■ EBITDA    — EBITDA Margin



■ PAT    — PAT Margin



All Figures In ₹ Cr and Margin In %

# Q4 FY25 Consolidated - Profit & Loss Statements

Particulars	Q4 FY25	Q4 FY24	YoY
Net Sales	9.77	8.05	
Other Income	-0.27	-0.39	
<b>Total Income</b>	<b>9.50</b>	<b>7.66</b>	<b>24.02%</b>
Raw Material costs	1.16	2.06	
Employee Cost	1.11	1.21	
Other Expenses	0.54	1.10	
<b>Total Expenditure</b>	<b>2.81</b>	<b>4.37</b>	
<b>EBIDTA</b>	<b>6.69</b>	<b>3.29</b>	<b>103.34%</b>
Interest	0.15	0.35	
Depreciation	0.27	-0.26	
<b>PBT</b>	<b>6.27</b>	<b>3.20</b>	<b>95.94%</b>
Tax Expense (Including Deferred Tax)	4.07	1.55	
<b>PAT</b>	<b>2.20</b>	<b>1.65</b>	<b>33.33%</b>
<b>EPS</b>	<b>1.19</b>	<b>0.86</b>	<b>38.37%</b>



*"We are pleased to report yet another quarter of strong growth and operational excellence. With our current processing capacity at 31,200 MTPA, this quarter marked significant milestones—not just in financial performance but in industry recognition. Honoured with the 2024 HURUN Award and praised by the Hon'ble Prime Minister on Mann Ki Baat, we are proud to see our legacy of sustainability and innovation in e-waste management being nationally recognized. The industry is at a pivotal inflection point, driven by the exponential rise in AI-led digital infrastructure and a global push toward sustainability. AI data centres are expected to contribute significantly to the surge in e-waste in the coming years, even as a very small fraction of global e-waste is currently being recycled.*

*Recognizing this urgent challenge, the Indian government is actively fostering the formalization of e-waste recycling through measures such as Viability Gap Funding and PLI scheme to boost mineral recovery and reduce import dependence. Recent policy directions validate our pioneering role in circular economy practices, and our innovations like the SmartER app, door-to-door collection, and integration of informal workers have been acknowledged as benchmarks for scalable impact. With a conducive regulatory environment and rising global awareness, the e-waste management sector is poised for rapid and responsible growth. At Eco Recycling, we are fully aligned with these emerging demands. As pioneers in the circular economy, we remain committed to driving both environmental impact and long-term value"*

**-Mr. B K Soni, Chairman & Managing Director of Eco Recycling Limited.**



### Awarded for Sustainability Excellenc

- Honoured with 2024 HURUN Industry Achievement Award – Champion of Sustainable E-waste Management.

### Recent Industry Upadtes:

#### AI Boom Fuels E-waste Surge

- AI data centers may generate 5M tons of e-waste yearly by 2030
- Only 12.5% of global e-waste is recycled
- Eco Recycling is poised to lead sustainable AI hardware disposal
- Circular solutions key to managing AI-driven e-waste rise

#### Government Push for E-waste Recycling

- Government push for e-waste recycling to promote digital sustainability and reduce import dependence.
- PM directs States to explore Viability Gap Funding (VGF) for e-waste infrastructure
- ₹1,500 Cr PLI scheme proposed to boost formal recycling and critical mineral recovery
- Government validates Eco Recycling's leadership in driving circular economy practices
- Recognized innovations include SmartER app, door-to-door collection, and informal worker integration

# Company Overview

---





## Key Facts

**FY25**  
 Total Income ₹46.30 Cr  
 EBITDA ₹33.32 Cr  
 PAT ₹23.38 Cr

**120+**  
 Countries Served  
 Globally

**PAN India**  
 Logistic Support

**31,200 MTPA\***  
 Recycling  
 Capacity

**Proven Recycling  
 Technologies**  
 From US, Europe &  
 Japan.

**Sole BSE-listed**  
 Company in this  
 segment.

**Zero  
 Debt  
 Company**

\*New Capacity of 18,000 MTPA added during February 2024

Eco Recycling Limited (Ecoreco, The Company) is India's 1<sup>st</sup> and one of the leading E-waste management company, offering end-to-end solutions of Reverse Logistics, Data Destruction, Information Technology Asset Disposition (ITAD), Recycling of E-waste, Lamp Recycling, Precious Metal Recovery, implementation of EPR and CSR initiatives, Recycling on Wheels-SmartER.

Ecoreco cater to a diverse clientele ranging from MNCs, Producers, Large Corporates, Retailers, Government Bodies, PSUs, NBFCs, Households, Educational Institutions, etc.

Ecoreco is acknowledged as the pioneer & Industry Leader in India's E-waste Management sector, responsibly providing environment & ecology friendly solutions as expected under the E-waste Management Rules.



### Mission

To propagate and serve the cause of environment protection through technology and efficient management of resources.



### Vision

To be a benchmark solution provider in the field of environment protection.



### Values

Credibility, Integrity, Concern Co-operation

# Ecoreco's Evolution

**2005**

Ecoreco came into existence

**2008**

BCCL (Times of India Group), invested in Eco Recycling Ltd.

Introduced Mobile Data Destruction Services In India.

**2010**

Cable recycling, CRT processing, Fridge Degasification, Precious Metal Recovery, Plastic Sorting

**2015**

Ecoreco Take Back Point started.

Nippon Magnetic Dressing Co. Ltd., Japan invested in Eco Recycling Ltd.

**2017**

WEEEPRO the first PRO in India, changed name as PROEPR

**2019**

Launched Mobile App and Web Portal – Book My Junk

**2023**

Acquired two new premises of 40,000 Sq Ft for expansion



**2006**

First Shredder and Magnetic Separator

**2009**

Introduced Lamp Recycling in India.

**2012**

Introduced EPR services in India in the name of WEEEPRO

**2016**

Partnered with NSDC to develop skill set of the informal E-waste workers

Started CSR assistance in E-Waste Management

**2018**

Started assisting Producers for EPR Registration

**2022**

Launched Recycling on Wheels – Smart-ER Training-Transport-Technology Features

**2024**

Added new capacity of 18,000 MTPA

Ecoreco joined TERRA group, among the world's largest networks of certified e-scrap and ITAD providers.

**2025**

Added new capacity of 6,000MTPA for Li-ion Battery Recycling



# Geographical Presence: Extensive Reach For Seamless Global Operations

Albania	Djibouti	Lesotho	Sao Tome Principe
Algeria	Ecuador	Liberia	Saudi Arabia
American Samoa	Egypt	Libya	Senegal
Angola	Equitorial Guinea	Lithuania	Serbia
Argentina	Eritrea	Madagascar	Seychelles
Armenia	Ethiopia	Malawi	Sierra Leone
Australia	FIJI	Malaysia	Singapore
Bahrain	France	Mali	Somalia
Bangladesh	Gabon	Mauritania	South Africa
Benin	Gambia	Mauritius	South Korea
Bermuda	Germany	Mexico	South Sudan
Botswana	Ghana	Mongolia	Spain
Brazil	Great Britain	Morocco	Sudan
Brunei Darussalam	Greece	Mozambique	Switzerland
Burkina- Faso	Guatemala	Myanmar	Syria
Burundi	Guinea Bissau	Namibia	Taiwan
Cameroon	Guinee Conakry	Nepal	Tamaulipas
Cape Verde	Hong Kong	Netherlands	Tanzania
Central Africa Republic	Hungary	New Caledonia	Thailand
Chad	India	New Zealand	Togo
Chile	Indonesia	Niger	Tunisia
China	Ireland	Nigeria	Turkey
Colombia	Israel	Oman	UAE
Comoros	Italy	Papua New Guinea	Uganda
Congo	Japan	Peru	UK
Congo Brazzaville	Jordan	Philippines	USA
Congo Demcratic Republic	Kenya	Poland	Uruguay
Costa Rica	Kigali	Port De France	Vietnam
Cote d' Voire	La' Reunion	Port Moresby	Yemen
Cyprus	Laos	Romania	Zambia
Denmark	Lebanon	Rwanda	Zimbabwe

We have a global presence across 6 Continents and in over 120 Countries.

# Pathways of Achievement: Certifications and Associations



Maharashtra Pollution Control Board  
महाराष्ट्र प्रदूषण नियंत्रण मंडळ



भारत सरकार  
Ministry of Environment, Forest  
& Climate Change



N · S · D · C  
National  
Skill Development  
Corporation

Transforming the skill landscape



Responsible<sup>™</sup>  
Recycling



**METAL RECYCLING ASSOCIATION OF INDIA**  
The Voice of the Indian Recycling Industry





## Industry Pioneers in:



- The First Company to have been approved by the CPCB & MPCB
- Front runners in introducing Recycling on Wheels Facility in India
- Front runners in introducing Data Destruction on Wheels Facility in India
- Leading industry by winning the prestigious Business Plan award from CII/ NVI/ WRI
- Won the Environment and Clean Energy Track award from Sankalp
- 1st E-waste Facility to win the Niche Market Player Award from Frost & Sullivan
- Won Gold Medal from Department of Science & Technology, FICCI, Lockheed Martin USA & others.
- Leading the industry with the award for the best E-waste Recycling Company
- On 29th Jan, 2023, Shri Narendraji Modi mentioned Ecoreco & its Mobile Application in his 1st Mann Ki Baat of 2023.
- On 2<sup>nd</sup> Oct, 2023, Dr Jitendra Singh, Minister in Central Government, flagged off Recycling on Wheels Smat-ER initiative



**Ecoreco's Efforts of 18 years, gets admiration from  
PM Shri Narendra Modi**



**PM Shri Narendra Modi's**

**Mann Ki Baat  
1st Edition of 2023 on**

**29th January 2023**

[Click Here To Watch The Video](#)





- This initiative will aim to provide a transformative solution to the growing challenge of electronic waste in India.
- The support will amplify the reach and effectiveness of Ecoreco's 'Recycling on Wheels-SmartER' initiative, marking a pivotal move in ensuring the safe handling of e-waste.
- TDB-DST's funding for the project is in line with the vision of Prime Minister Shri Narendra Modi to encourage responsible e-waste disposal practices in the country.

**TDB-DST approves ₹ 6.00 Crores to  
Eco Recycling Limited's 'Recycling on  
Wheels-Smart ER,'  
A breakthrough Initiative for  
Sustainable & Transformative E-waste  
Recycling Solutions**



# Strategic Partnership with the C-MET to Revolutionize Li-ion Battery Recycling



- Ecoreco, has partnered with C-MET under MeitY to introduce cutting-edge technology for efficient Li-ion Battery element recovery.
- Ecoreco can now recover valuable elements such as cobalt, nickel, and manganese, moving away from the previous practice of exporting black mass for recovery.
- The collaboration aims to enhance environmental sustainability and domestic resource retention by reducing the need for metal exports.
- This shift promotes self-reliance, supports domestic manufacturing, and reduces the environmental footprint of battery disposal through sustainable recycling processes.



## Eco Recycling's 'Recycling on Wheels Smart-ER' Initiative

Ecoreco launched "Recycling on Wheels Smart-ER," inaugurated by Union Minister Dr. Jitendra Singh on 3<sup>rd</sup> October 2023. The project formalizes the e-waste sector, prioritizing Training, Transport, and Technology for eco-friendly methods and worker safety. With Rs 6.00 crore funding from the Technology Development Board (TDB), it aligns with Extended Producer Responsibility (EPR) and the Circular Economy, supporting the Swachhata Hi Seva (SHS) campaign and Prime Minister Modi's cleaner India vision. The collaboration addresses the call for proper e-waste disposal awareness.







**Ecoreco joins TERRA, one of the largest networks of e-Stewards and R2 Certified E-scrap and IT Asset Disposition (ITAD) providers globally.**

- This partnership highlights Ecoreco's commitment to environmentally responsible recycling in the E-waste industry.
- TERRA's network amplifies Ecoreco's mission of promoting a greener future through scientific recycling methods.
- Ecoreco advocates for balancing socio-economic growth with environmentally friendly e-waste disposal.
- Together, Ecoreco and TERRA prioritize sustainable solutions to combat the toxicity of the global waste stream.

## Record-breaking E-waste Collection

Deployment of 5  
specialized teams  
with vehicles

Collection of  
10,914 kgs of E-waste  
directly from  
generators

Engaged with  
approximately 1,000  
industrial units,  
shops, restaurants,  
etc.

# Management Overview

---





# Board Of Directors: Guiding Vision & Strategic Oversight



**Aruna Soni**

*Director*

Her perpetual guidance  
helps team perform better



**B.K. Soni**

*Chairman & M.D.*

Responsible for the  
strategic growth initiatives



**Shashank Soni**

*Director*

Responsible for pan-India  
marketing & sales strategy



**Giriraj Bhattar**

*Independent Director*

His experience in the field of  
Accounts & Audit are of  
immense use to Ecoreco



**Srikrishna B**

*Independent Director*

Responsible for refurbishment &  
remarketing business development



**Dr Yeshwant Sontakke**

*Independent Director*

He holds an M.S. (Env), Ph.D., and DIS, and  
served with MPCB for 27 years, retiring as  
Joint Director, Maharashtra State

# Business Overview

---







# E-waste/WEEE Recycling

- Ecoreco's e-waste recycling facility is a comprehensive solution for managing electronic waste.
- The state-of-the-art recycling line combines automation and manual processing to sort, dismantle, shred, segregate and recovery from e-waste.
- Ecoreco indigenously developed technology that enables recovery of metals like gold, silver, copper, aluminum.



## 5 Steps Process

Procuring e-waste from different sources such as businesses, households etc.

**Sourcing & Collection**

Weighing and segregation of various e-waste for easy retrieval  
Ascertaining repair, refurbishment and remarketing  
Salvaging reusable components

**Sorting & Segregation**

Dismantling end-of-life equipment into various fractions like plastic, glass, metals, cables, PCBs etc. for the convenience of Recycling & Recovery

**Dismantling & Recycling**

Sorting and Segregation of Reusable Equipment & Component for reuse & resale

**ITAD**

Disposal of hazardous waste is being carried out with the help of approved CHWTSDF.

**Hazardous Waste Disposal**

# State-of-the-Art Recycling Facility



## Mumbai Facility



Present Facility:  
**65,000 sq. ft.**



Total Present Capacity:  
**31,200 MTPA**



Introduced  
E-waste Recycling in  
India in **2005**



The company deployed technologies imported from the US, Europe, Japan and in house developed technologies.



Partnership  
with TPL

Nation Wide  
Collection

- Ecoreco endeavours envisage to reach every Pin Code and Door to Door Collection through its Reverse Logistics Network for collection of e-waste for environment friendly disposal and for meeting EPR Obligations.
- Company's robust logistics network ensures supply of recovered commodities to the end industries.
- Ecoreco has its own fleet of trucks and containers, along with partnerships with leading logistics companies.
- Ongoing efforts to establish more collection points in a structured manner.

# Data Destruction

Ecoreco offers data destruction services by providing world-class options for data deletion, degaussing, and destruction in alignment with clients' data security policies.

Company has pioneered India's first mobile shredding facility, enabling complete onsite (client premise) destruction of confidential data devices, effectively eliminating worries about data security and potential leakage.

Leading Banks and Financial Institutions prioritize these method for data security, Ecoreco serves NBFCs, MNCs, Stock Exchanges, and many more large corporates since 2008.



- **India's first Data Device Destruction Facility on wheels**



- **Capturing serial number of data devices.**



- **Audit-ready compliance**



- **CCTV footage of data destruction devices**



- **Data Destruction Certificates**

## Delete



We use the world's most secure data deletion software-Blancco. Storing the deletion report for each media device by its serial number, we maintain documented proof of deletion for audit compliance. Our reports of data deletion meet all international data security criteria.

## Degauss



Passing through a high magnetic field, degaussing disturbs the magnetic property of devices, eradicates all data and renders the device unusable. Upon completion, all degaussed storage media is transported in a secure container to the Ecoreco's recycling facility for scientific disposal.

## Destroy



Company offer mobile shredders nationwide for on-site data destruction, allowing clients to witness the process. Operating at 60 to 100 hard drives per hour, their facility reference and ISO compliance. After shredding, records the operation, creating audit trails for future materials are responsibly recycled at Ecoreco's facility.





- Ecoreco specializes in salvaging and upcycling of discarded electronic equipment and components, prolonging their life.
- The IT assets encompass a wide range, including computers, laptops, RAM, hard disks and LCDs.
- The company promotes refurbishment and remarketing, aiming to enhance affordability for lower and middle-income consumers, thereby fostering computer literacy among the masses.
- As part of Ecoreco's initiatives, company annually organizes E-waste Week, encouraging corporate donations to benefit underprivileged communities.



# Lamp Recycling (Onsite & Offsite )

- Ecoreco started this service in 2009, offering both on-site and off-site recycling of lamps to industries and organizations committed to environmental preservation.
- The service encompasses all types of lightings devices.
- Company ensures a comprehensive approach by providing thorough documentation and establishing an auditable recycling system.
- Through its recycling efforts, Ecoreco effectively curbs the release of mercury into the environment contributing to sustainable resource utilization.



# EPR - Keeping Environment Protection Responsibility In Sight



Ecoreco is India's first fully compliant e-waste management company and provides auditable and evidence based solution for effective EPR implementation to producers/importers of EEE



Ecoreco helps the Producers of Electrical & Electronic Equipment (EEE) to collect back and channelize, end of life products under the Extended Producer Responsibility (EPR)



Company's pan-India service reduces manufacturers' in-house compliance management costs.



Ecoreco enables producers to focus on their core business while meeting their obligations under the Rules as mandated by using Ecoreco's services.



EPR certificates can be traded through the authorized portal of the Central Pollution Control Board.

## End to End EPR Solution

Underwriting  
EPR Obligations

EPR  
Registration

Compliance  
Assistance

Recycling  
Service

Call  
Centre

Awareness  
Programs

Collection  
Network

Reverse Logistics  
Network




# Ecoreco's Last Mile Initiative: Book My Junk Mobile App



<http://www.bookmyjunk.com/>

- User Registers on App (Android & iOS) or Web Page
- Selects e-waste items from the list and ask for pick up
- Book My Junk team collects e-waste from the doorstep
- E-waste is sent to Ecoreco for recycling
- Certificate of Appreciation is issued

Currently supporting  
environment friendly  
end user of IT &  
Home appliances in  
Mumbai



## CREATES AWARENESS

- 'Junk Se Jung' is an initiative using social media and awareness programs in schools, colleges, corporates, and societies to raise awareness and promote environment friendly recycling of e-waste.



## PROVIDES SOLUTION TO DISPOSE E-WASTE

- Assisting environment friendly citizens, who are looking for a right solution for the disposal of e-waste at **No Extra Mile to Walk & No Extra Cost of Collection.**



## MEETS EPR AND CSR TARGETS

- Helping producers to meet their EPR Targets
- Helping corporates to fulfill their CSR Compliance
- Helping all the entities to fulfill their ESG Obligations





For the convenience of the public in general Eco-Bin (E-waste Collection Bin) have been installed at prominent locations Eco-Bins is an innovative for EPR & CSR activity

# Industry Overview

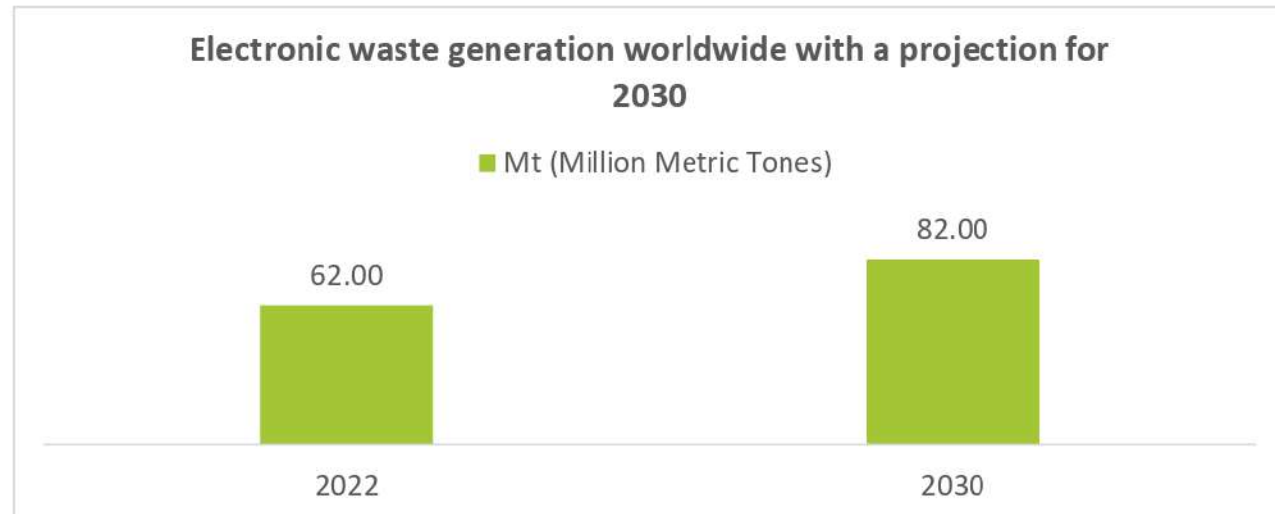
---





**The global e-waste crisis deepens as generation reaches unprecedented levels, with inadequate recycling infrastructure and informal disposal posing significant environmental risks.**

- In 2022, global e-waste generation reached a staggering 62 million metric tons, nearly doubling since 2010.
- Only 22.3% of this immense volume, roughly 14 million metric tons, was officially collected and recycled.
- Informal e-waste collection amounted to an estimated 48 million metric tons, with 29% of it likely disposed in landfills.
- Asia, particularly China, accounts for almost half of global e-waste generation, while Europe leads in per capita production.
- With an average of 7.8 kilograms per capita, e-waste production in 2022 varied significantly across regions.
- Rapid technological advancements and shorter product life cycles continue to fuel e-waste growth.
- Hazardous materials in electronics heighten environmental concerns, necessitating robust recycling infrastructure and regulations.
- Increased awareness and action are imperative to mitigate the looming e-waste crisis, forecasted to reach 82 million metric tons by 2030.





## Trends and Growth of E-waste

- According to Data Bridge Market Research, e-waste market is expected to reach USD 167.22 Billion by 2030, which is USD 63.79 billion in 2022, at a CAGR of 12.80% during the forecast period.
- Electronics are comprised of many complex materials like batteries, plastics, glass, and ferrous and non-ferrous metals.
- Cost and absence of regulations in some of the developed nations contribute to the mishandling of e-waste
- The demand for e-waste management will increase with escalating pressure for companies to demonstrate their commitment to sustainability

## E Waste Accumulation Globally

■ Mt (Million Metric Tones)



Source: Data Bridge Market Research



The consumer durables market may see annualised growth of 10 percent from 2022 to 2027, which could worsen the e-waste problem if not addressed now.



The global e-waste management market is projected to grow to 63.22 million tons by 2029.



If substances like lead and mercury are not disposed of properly, these elements causes health hazards.

# India's E-waste Recycling Landscape: Opportunities, Challenges & The Road Ahead

## Market Outlook

- Projected to reach ₹1,726.33 crore (US\$198.52 million) by 2032
- CAGR of 13.52% (India Ratings & Research - Ind-Ra)

## Growth Drivers

Rising e-waste generation due to increased tech consumption

Government policies (E-Waste Management Rules, 2022 & amendments)

Increasing environmental awareness among consumers

## Key Challenges

- 80-85% of e-waste handled by the informal sector (unregulated & inefficient)
- Lack of proper infrastructure in formal recycling
- Low consumer awareness on responsible disposal

## Way Forward

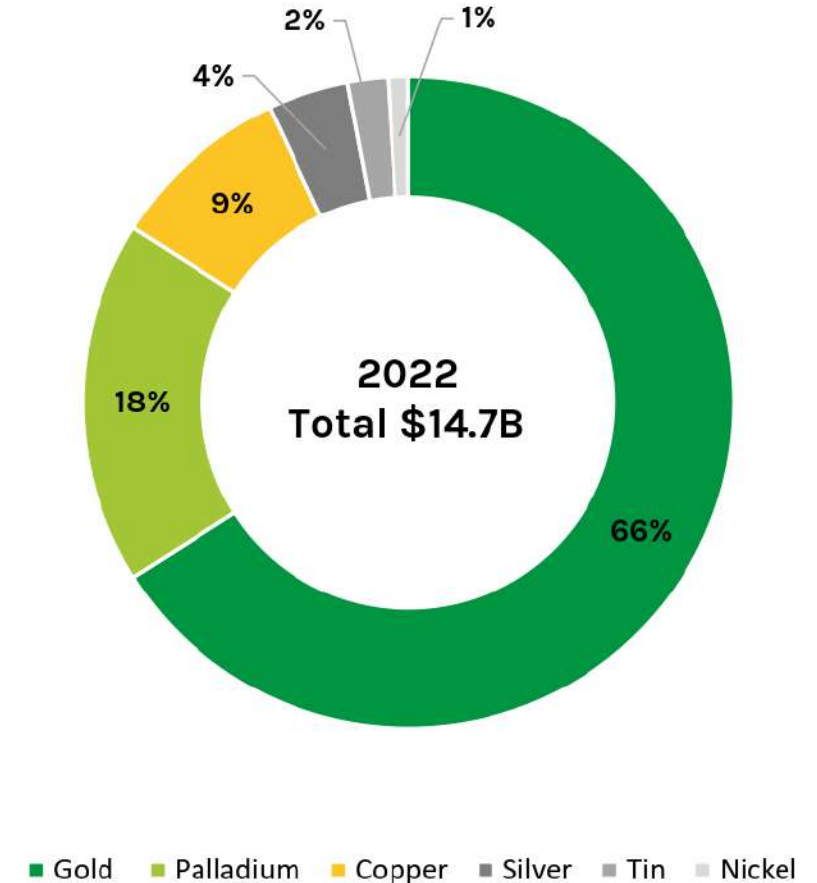
- Strengthen formal recycling infrastructure with investments
- Public awareness campaigns for proper disposal
- Integrate the informal sector through training & certification







## Monetary Value in the Recovered Metals



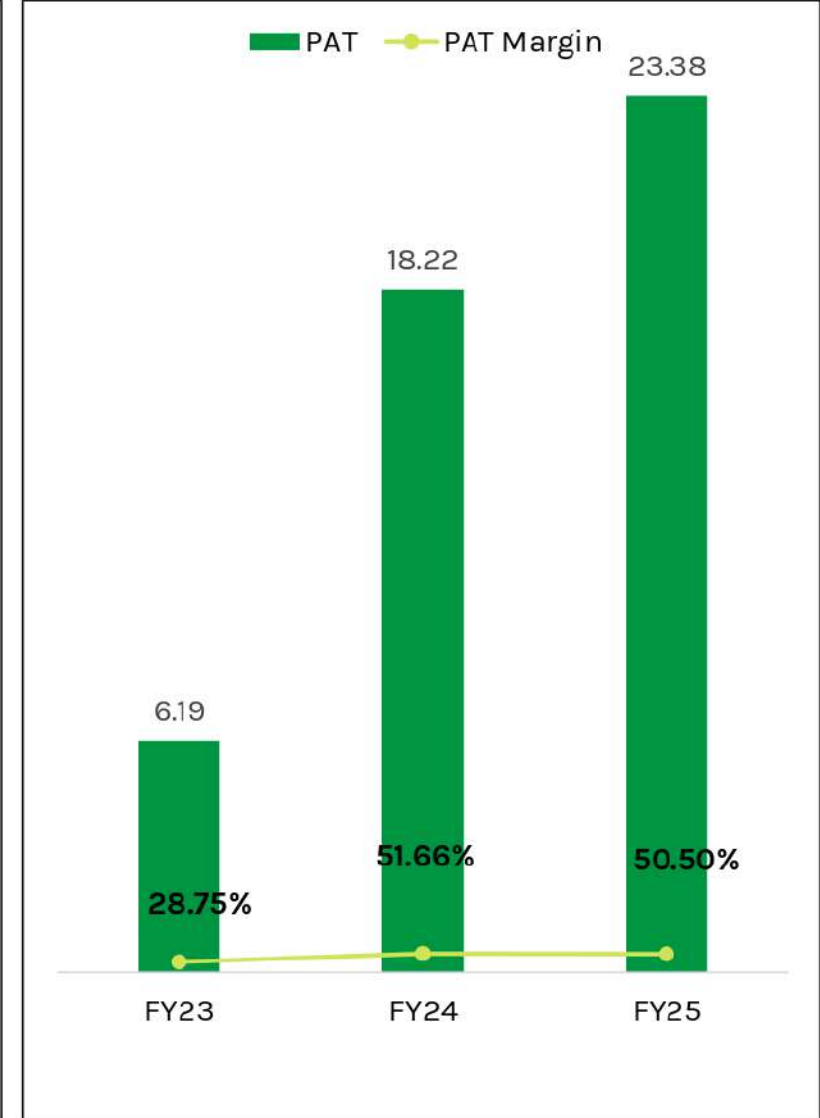
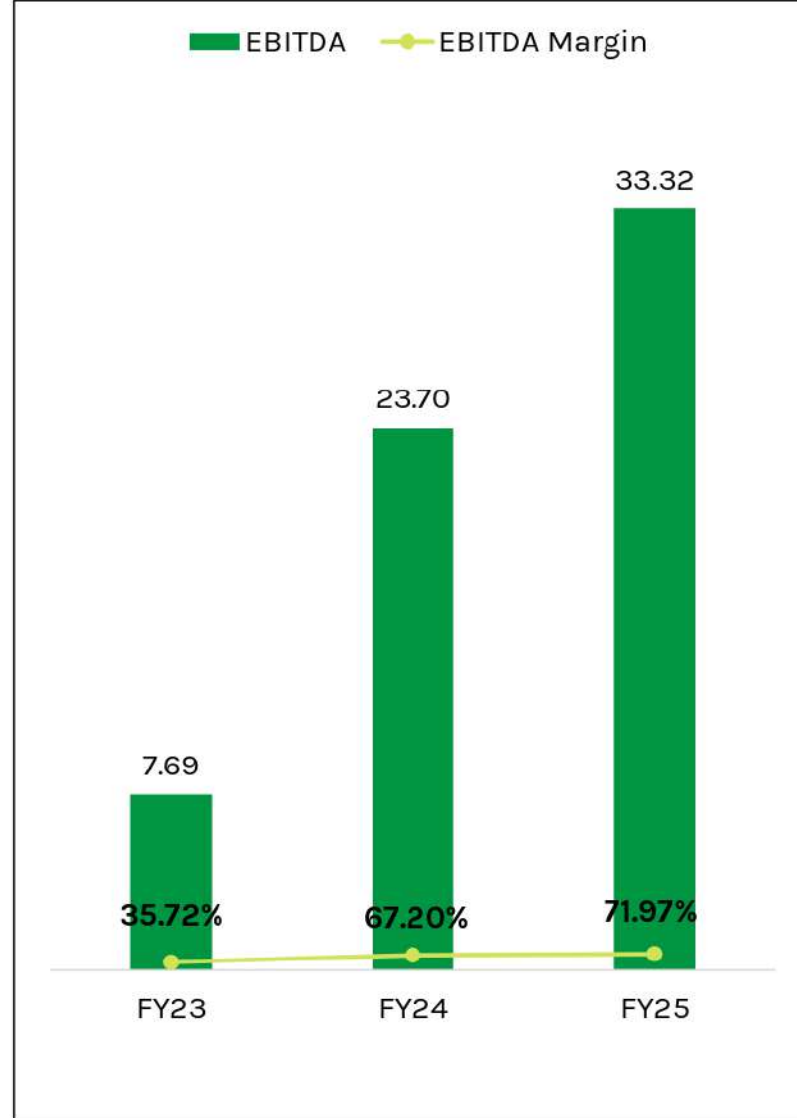
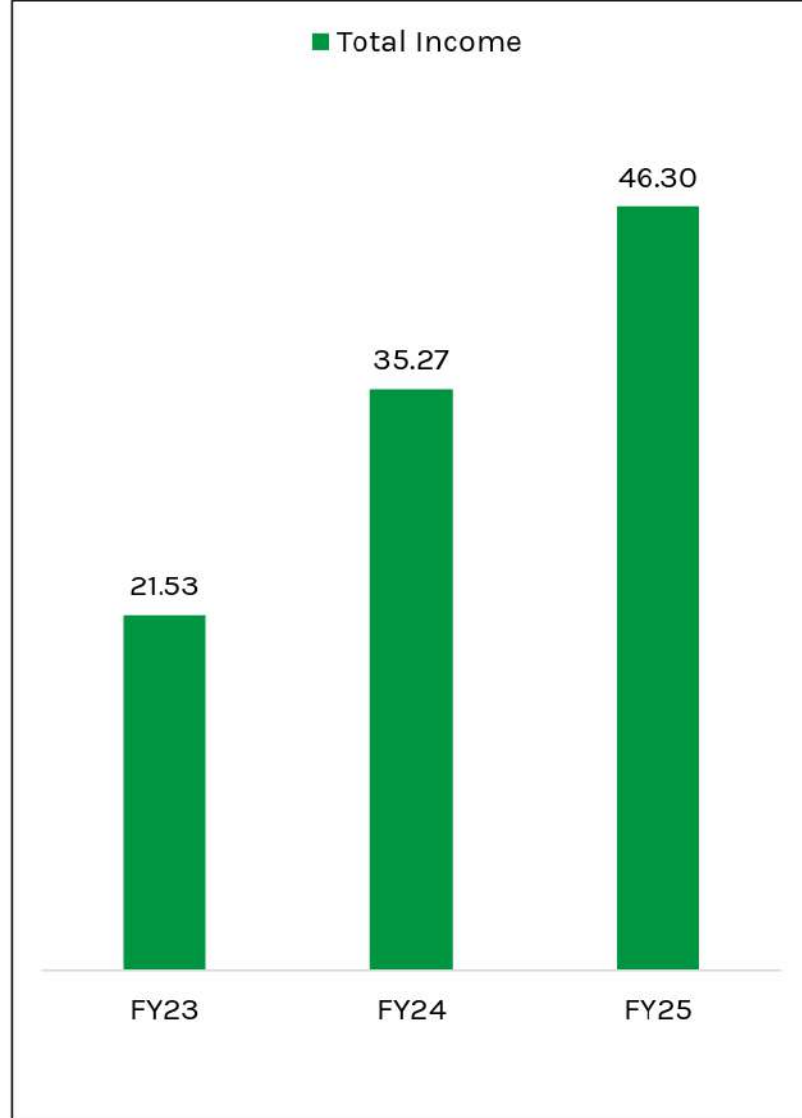


# Financial Overview

---



# Key Consolidated Financials Highlights



All Figures In ₹ Cr and Margin In %

# Consolidated Profit & Loss Statement

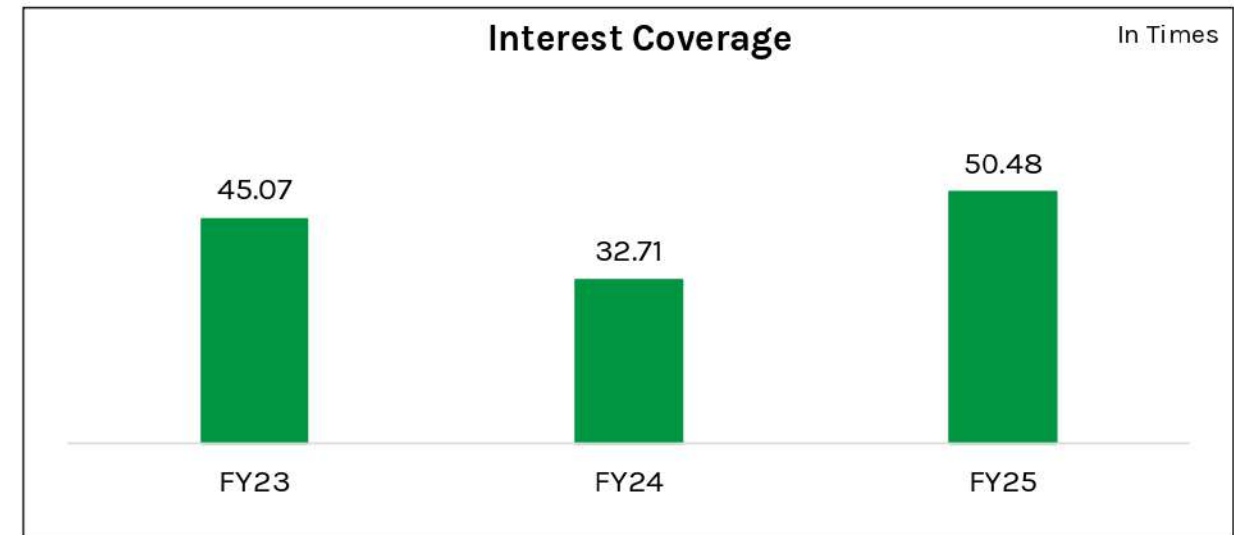
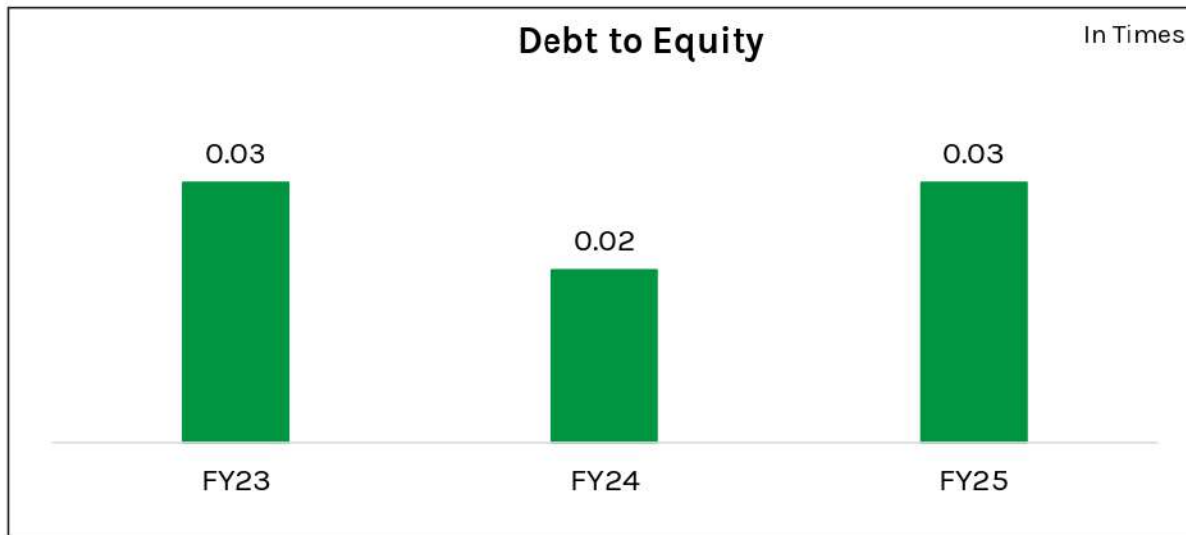
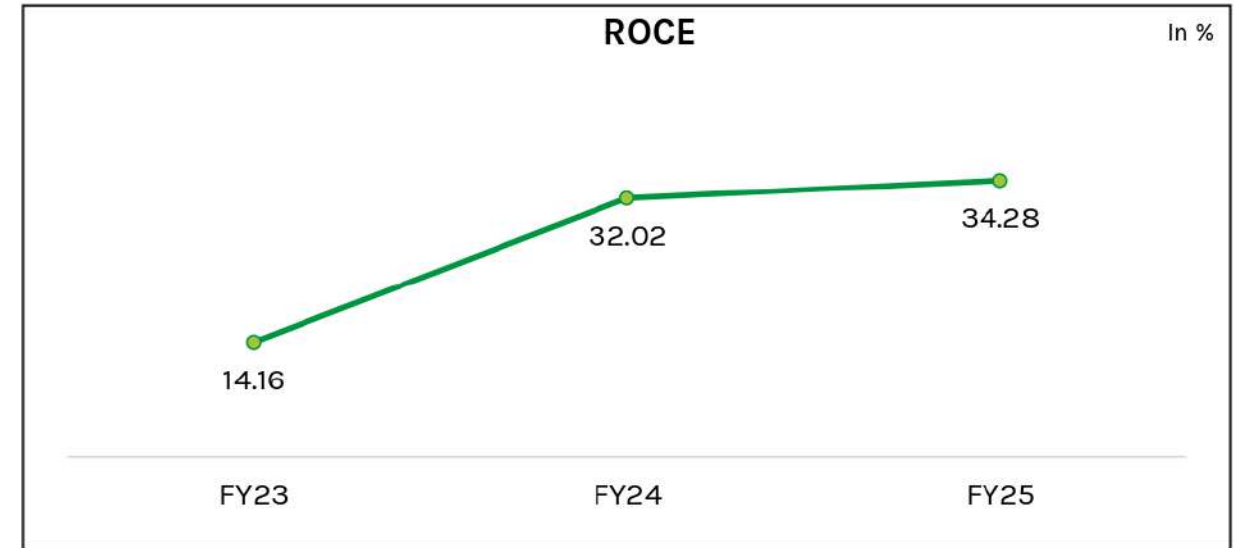
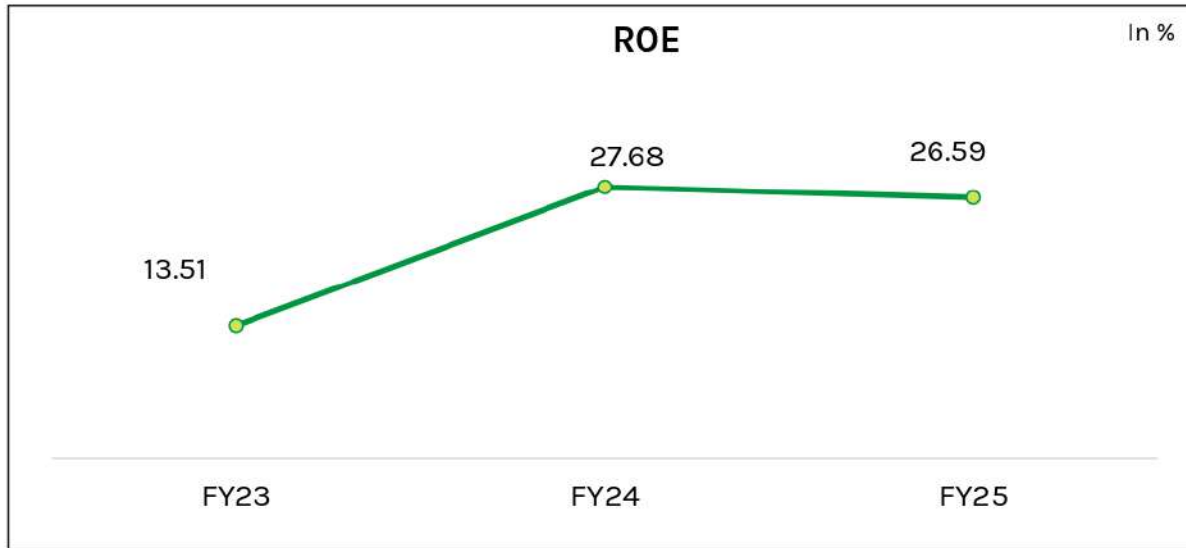
Particulars	FY23	FY24	FY25
Net Sales	17.73	28.01	43.96
Other Income	3.79	7.26	2.34
<b>Total Income</b>	<b>21.53</b>	<b>35.27</b>	<b>46.30</b>
Raw Material costs	5.97	5.77	6.63
Employee Cost	2.91	3.25	3.86
Other Expenses	4.96	2.55	2.49
<b>Total Expenditure</b>	<b>13.84</b>	<b>11.57</b>	<b>12.98</b>
<b>EBIDTA</b>	<b>7.69</b>	<b>23.70</b>	<b>33.32</b>
Interest	0.15	0.70	0.64
Depreciation	0.93	0.80	1.01
<b>PBT</b>	<b>6.60</b>	<b>22.20</b>	<b>31.67</b>
Tax Expense (Including Deferred Tax)	0.42	3.98	8.29
<b>PAT</b>	<b>6.19</b>	<b>18.22</b>	<b>23.28</b>
Other Comprehensive Income	0.00	1.28	0.43
<b>Total Comprehensive Income</b>	<b>0.00</b>	<b>19.50</b>	<b>22.95</b>
<b>EPS</b>	<b>3.21</b>	<b>9.44</b>	<b>12.12</b>



# Consolidated Balance Sheet

Equities & Liabilities	FY23	FY24	FY25
Equity	19.30	19.30	19.30
Reserves	26.53	46.53	68.63
<b>Net Worth</b>	<b>45.83</b>	<b>65.83</b>	<b>87.93</b>
Non Controlling Interest	1.29	1.69	1.65
Non Current Liabilities			
Non Current Borrowings	1.41	1.15	2.69
Lease Liabilities	0.50	4.54	3.64
Deferred Tax Liability	0.33	0.72	0.34
Long Term Provision	0.72	0.76	0.77
<b>Total Non Current Liabilities</b>	<b>2.96</b>	<b>7.17</b>	<b>7.44</b>
Current Liabilities			
Current Borrowings			
Lease Liabilities	0.40	0.40	0.86
Trade Payables	10.78	0.27	1.26
Short Term Provisions	1.27	3.97	10.71
<b>Other Current Liabilities</b>	<b>0.71</b>	<b>1.29</b>	<b>0.71</b>
<b>Total Current Liabilities</b>	<b>13.16</b>	<b>5.93</b>	<b>13.54</b>
<b>Total Liabilities</b>	<b>63.24</b>	<b>80.62</b>	<b>110.56</b>

Assets	FY23	FY24	FY25
Non Current Assets			
Fixed assets	33.74	39.36	58.84
Non Current Investments	9.62	6.16	3.68
Other Non Current Financial Assets	2.13	2.16	2.26
Deferred Tax Assets (Net)	0.91	0.00	0.00
Other Non Current Assets	2.39	2.50	2.55
<b>Total Non Current Assets</b>	<b>48.79</b>	<b>50.18</b>	<b>67.33</b>
Current Assets			
Inventories	4.11	6.28	11.85
Trade receivables	2.45	4.45	7.62
Cash & Bank Balance	1.16	1.52	2.92
Other Current Financial Assets	4.93	11.58	8.13
Other Current Assets	1.80	6.61	12.71
<b>Total Current Assets</b>	<b>14.45</b>	<b>30.44</b>	<b>43.23</b>
<b>Total Assets</b>	<b>63.24</b>	<b>80.62</b>	<b>110.56</b>



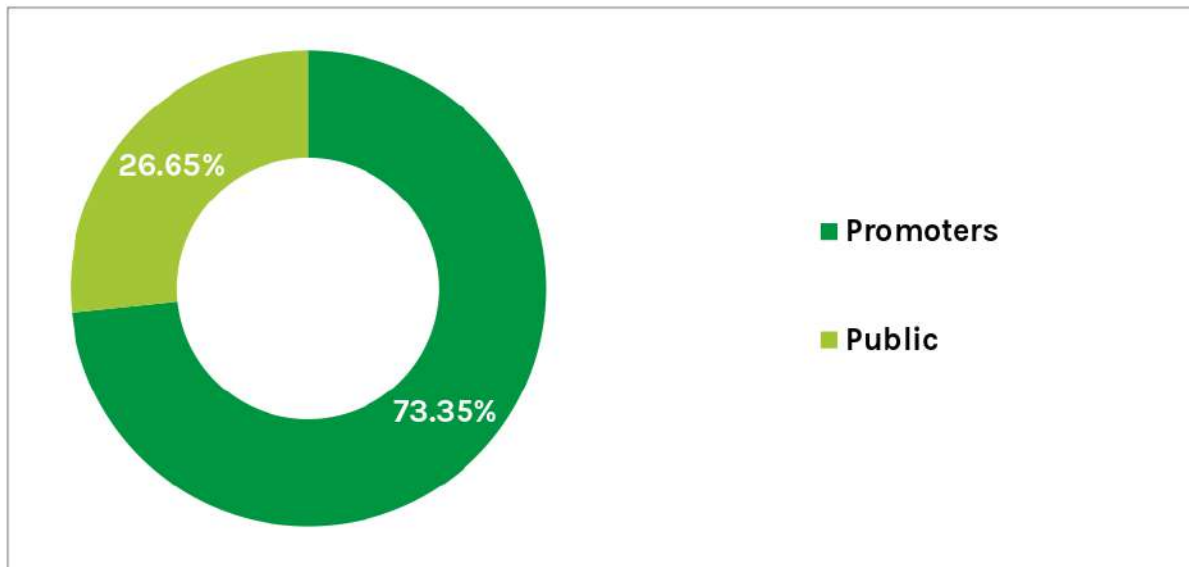
## Stock Information (ECORECO)

As on 23-05-2025

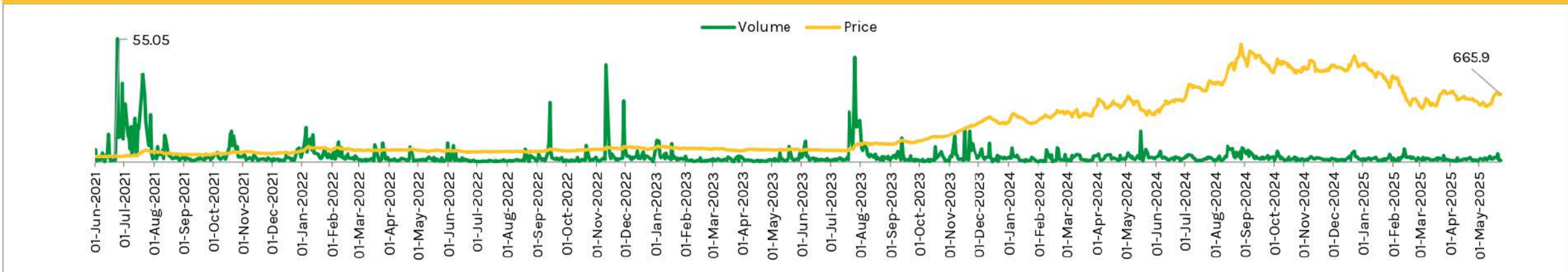
BSE Code	530643
ISIN	INE316A01038
Share Price ₹	665.90
Market Capitalization ₹ Cr	1,284.97
No. of Share Outstanding	1,92,96,750
Face Value ₹	10.00
52 Week High ₹	1,215.10
52 Week Low ₹	442.60

## Share Holding Pattern

As on 30-03-2025



## Share Performance From 1<sup>st</sup> June 2021







## Strategic Expansion

120+ Countries Served Globally.

## Future Growth Drivers:

- Present Facility: 25,000 sq. ft. and Proposed Facility 40,000 sq. ft.

## Key Strengths:

- Deployed technologies imported from the US, Europe, Japan and in house developed technologies.
- Zero Debt Company
- Engaged with approximately 1,000 industrial units, shops and restaurants

## Diversified Portfolio:

- Diversified business portfolio include E-waste Recycling, Reverse Logistics, Data Destruction, IT Asset Disposition, Lamp Recycling.

## Key Financials:

- 46.7 % CAGR growth in Total Income from FY23 to FY25
- 108.16 % CAGR growth in EBITDA from FY23 to FY25
- 94.35 % CAGR growth in PAT from FY23 to FY25

## Competitive Advantage:

- The First Company to have been approved by the CPCB & MPCB
- TDB-DST approves ₹ 6.00 Crores to the company's 'Recycling on Wheels-Smart ER

## Diversified Revenue Streams:

- Revenue from waste collection, processing fees, and sale of recycled products.
- Additional income from environmental consulting services.

## Strong Industry Tailwinds

E-waste market is expected to reach USD 167.22 Billion by 2030 at a CAGR of 12.80% Globally India ranks third in the e-waste generation, with a rapid growth rate of 10%.



Unit No. 422, 4th Floor,  
The Summit Business Bay,  
Opp. Cine Max Theater,  
Landmark: WEH Metro Station,  
Andheri - Kurla Road,  
Andheri (East), Mumbai - 400093  
Email: [info@ecoreco.com](mailto:info@ecoreco.com)  
Tel : +91 77380 77086  
Website: [ecoreco.com](http://ecoreco.com)



713-B, Lodha Supremus II, Wagle Estate,  
Thane West - 400 604.  
Email: [info@kirinadvisors.com](mailto:info@kirinadvisors.com)  
Phone: 022 4100 2455  
Website: [www.kirinadvisors.com](http://www.kirinadvisors.com)



E-Waste To Metals