

ISO : 9001:2015
ISO : 22000:2005
BRC: GRADE 'A'



Prakash Pipes Limited

Srivan, Bijwasan, New Delhi – 110061

CIN: L25209PB2017PLC046660

Tel.: +91-11-41155348 / 41155349

E-mail: pplho@prakash.com Website : www.prakashplastics.in

PPL/SE/IP/2025

6th June, 2025

Listing Department
National Stock Exchange of India Ltd.
Exchange Plaza, 5th Floor, Plot No. C/1
G Block, Bandra- Kurla Complex, Sandra (E)
Mumbai – 400051

Listing Department
BSE Ltd.
Phiroze Jeejee bhoy Towers
Dalal Street
Mumbai – 400001

Company Symbol: PPL

Company Code: 542684

Sub: Intimation under Regulation 30 of the Securities and Exchange Board of India (Listing Obligations and Disclosure Requirements) Regulations, 2015

Dear Sir,

Please find enclosed herewith Presentation on Results for the period ended 31st March, 2025 for your kind information and record. You are requested to kindly update the same on your website.

Thanking you,

Yours faithfully,
For **Prakash Pipes Limited**

Jagdish Chandra
Company Secretary

Encls : as above



PRAKASH PIPES LIMITED

PVC Pipes & Fittings

Flexible Packaging

Investor Presentation June, 2025





DISCLAIMER

This presentation and the accompanying slides (the “Presentation”), has been prepared solely for information purposes and do not constitute any offer, recommendation or invitation to purchase or subscribe for any securities, and shall not form the basis or be relied on in connection with any contract or binding commitment what so ever. No offering of securities of the Company will be made except by means of a statutory offering document containing detailed information about the Company.

This Presentation has been prepared based on information and data which Prakash Pipes Limited (the Company) considers reliable, but the Company makes no representation or warranty, express or implied, whatsoever, and no reliance shall be placed on, the truth, accuracy, completeness, fairness and reasonableness of the contents of this Presentation. This Presentation may not be all inclusive and may not contain all of the information that you may consider material. Any liability in respect of the contents of, or any omission from, this Presentation is expressly excluded.

Certain matters discussed in this Presentation may contain statements regarding the market opportunity and business prospects that are individually and collectively forward-looking statements. Such forward-looking statements are not guarantees of future performance and are subject to known and unknown risks, uncertainties and assumptions that are difficult to predict. These risks and uncertainties include, but are not limited to, the performance of the Indian economy and of the economies of various international markets, the performance of the industry in India and world-wide, competition, the company’s ability to successfully implement its strategy, the Company’s future levels of growth and expansion, technological implementation, changes and advancements, changes in revenue, income or cash flows, the Company’s market preferences and its exposure to market risks, as well as other risks. The Company’s actual results, levels of activity, performance or achievements could differ materially and adversely from results expressed in or implied by this Presentation. The Company assumes no obligation to update any forward-looking information contained in this Presentation. Any forward-looking statements and projections made by third parties included in this Presentation are not adopted by the Company and the Company is not responsible for such third party statements and projections.





COMPANY OVERVIEW



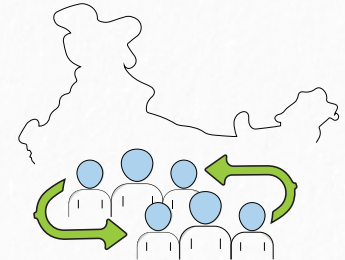
**State-of-the-Art Plant
at Kashipur, Uttarakhand**



**60,000 TPA Pipe &
Fittings Capacity**



**One of the top players
in Northern India**



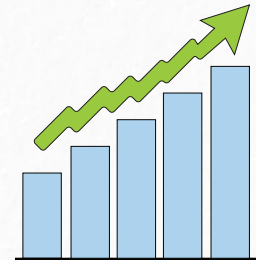
**500+ Strong Dealer &
Distributor Network**



**26,400 TPA Flexible
Packaging Capacity**



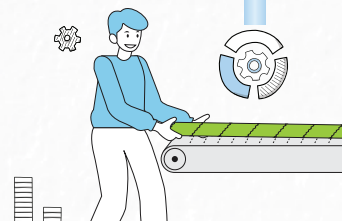
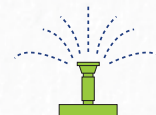
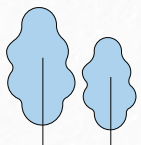
**Rs. 780 Cr. Revenue
in FY25, up by 17%**



**19% ROE in FY25
Positive Cash Flows**



**Positive Cash Flows
and Net Debt Free**





BUSINESS STRENGTHS

Operational efficiencies derived through backward and forward integration



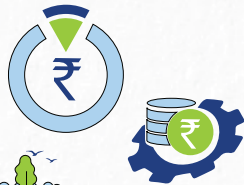
Net-debt free Balance Sheet



Positive cash flows




Capex through internal accruals




Building customer trust through uncompromised quality and intine delivery



Focus on steady and sustainable growth



Strengthened recognition of the Prakash brand



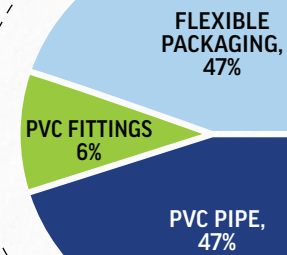


HIGHLIGHTS

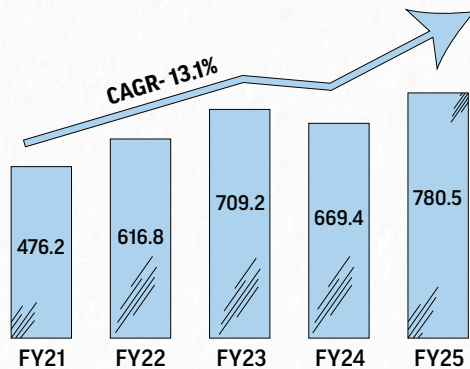
Year Ended March, 2025

- **Revenue** - INR 780 Crores, higher by 17% YoY
- **EBITDA** - INR 130 Crores, higher by 6% YoY
- **Profit After Tax** - INR 83 Crores, lower by 7% YoY

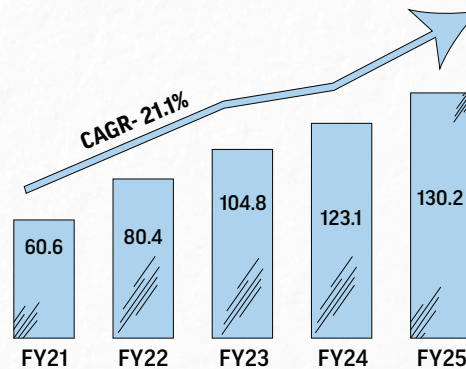
REVENUE MIX



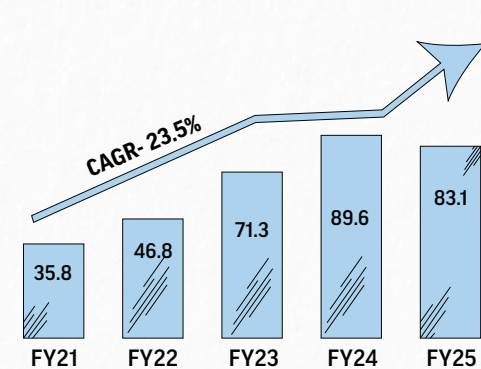
REVENUE FY25 (Rs. Cr.)



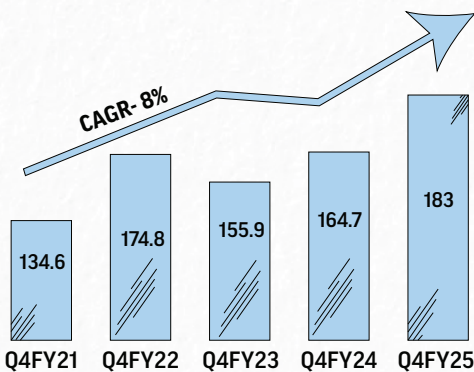
EBITDA FY25 (Rs. Cr.)



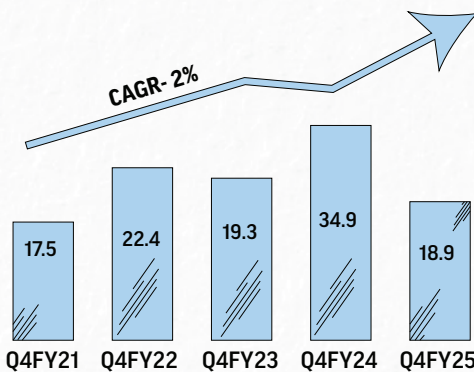
PAT FY25 (Rs Cr.)



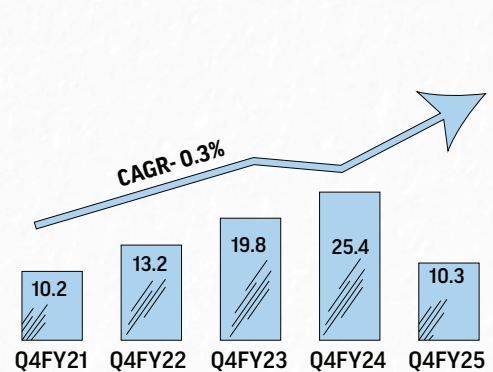
REVENUE Q4FY25 (Rs. Cr.)



EBITDA Q4FY25 (Rs. Cr.)



PAT Q4FY25 (Rs. Cr.)



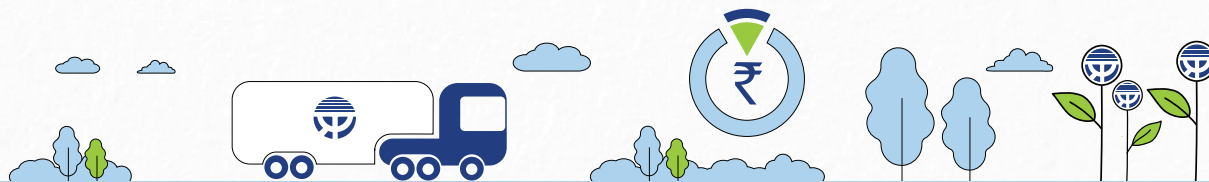



HIGHLIGHTS

- **Net Sales:** ₹780 crore, up 17% from ₹669 crore in the previous year
- **EBITDA:** ₹130 crore, up 6% from ₹123 crore in the previous year
- **Profit After Tax:** ₹83 crore, down from ₹90 crore in the previous year
- **Dividend Recommended:** 24%, i.e., ₹2.40 per equity share of ₹10 each

PIPES & FITTINGS DIVISION


- PVC pipes & fittings division sold 42,632 MT, up ~3% YoY despite weak demand due to lower infra spending and destocking
- Expected to rise with:
 - Higher government CAPEX
 - Better rural consumption from strong cropping season
- HDPE Barrel capacity commissioned; used in B2B for industrial packaging and transport
- PVC pipe is expected to grow for the FY2026 driven by Infra push, housing, urbanization, irrigation, and water access





FLEXIBLE PACKAGING DIVISION

- Flexible packaging division achieved highest-ever sales volume of 15,458 MT, growing ~28% YoY
- Commissioned 3rd extrusion coating and lamination line to meet rising demand
- Installed Nordmeccanica Supercombi 5000 laminator for advanced solutions like:
 - HSL coating
 - Water-based adhesive lamination
 - In-register cold seal adhesive
 - Foil-to-foil lamination
- Division now focusing on higher margin export and value added orders





PVC PIPES & FITTINGS


PRODUCT PORTFOLIO



PVC Pipes




Plumbing Pipes



Column Pipes



CPVC Pipes



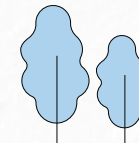
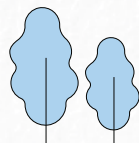
Casing Pipes



PVC Fittings



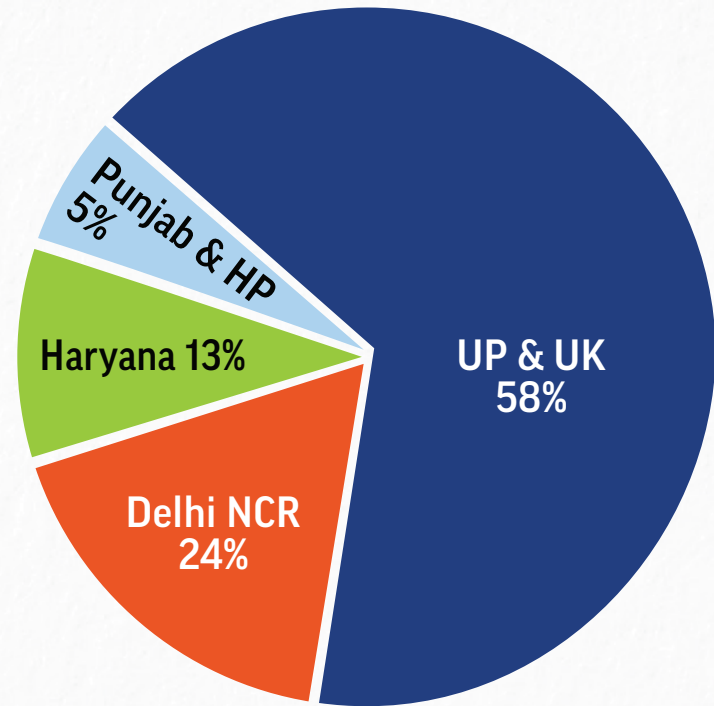
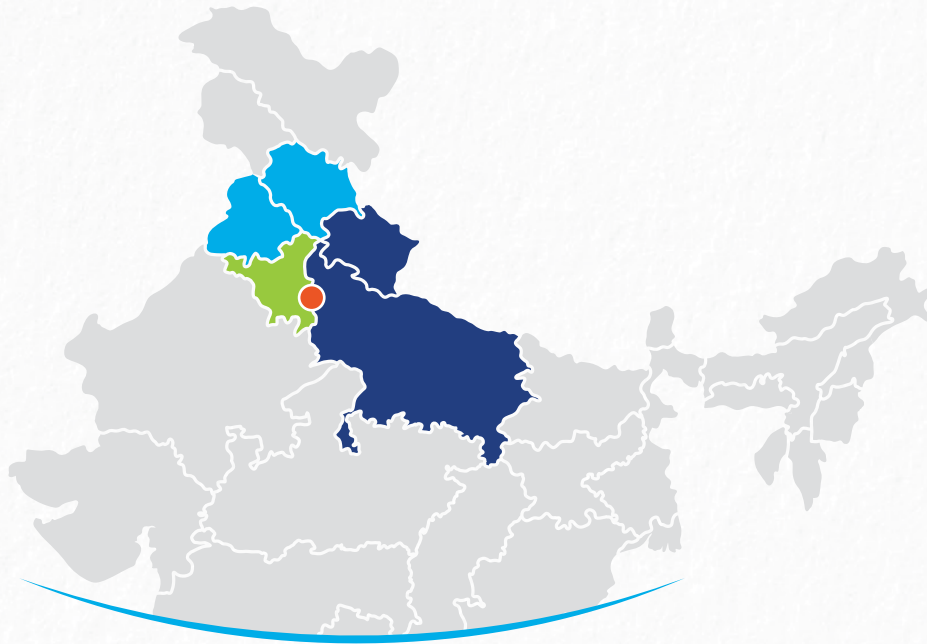
Water Tanks





PVC PIPES & FITTINGS

OUR FOOTPRINTS



**Enjoying
strong brand
presence in
North India**

**Extensive
dealer
network**

**In house
fleet of trucks
for better
logistics**

**Focused on
penetrating
new markets**





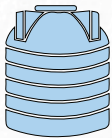
PVC PIPES & FITTINGS

PRODUCT APPLICATIONS



Agriculture

- UPVC Pipes
- Casing Pipes
- Column Pipes
- Fittings



Construction

- SWR Pipes
- Plumbing Pipes
- Column Pipes
- CPVC & UPVC Pipes
- Fittings



Water Management

- CPVC Pipes
- UPVC Pipes
- Fittings





PVC PIPES & FITTINGS

KEY GROWTH DRIVERS



Har Ghar Jal

Union Budget 2025-26 allocates Rs. 670 bn for providing tap water connection to every rural household by 2028 under Jal Jeevan Mission.



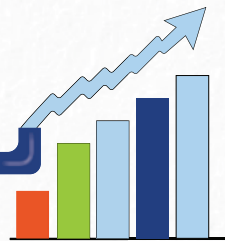
Pradhan Mantri Krishi Sinchai Yojana

The Union Budget for 2025-26 has also made allocation of more than ₹ 80 bn to the Pradhan Mantri Krishi Sinchai Yojana (PMKSY).



Pradhan Mantri Awaas Yojana

Union Budget 2025–26 enhanced the outlay for PMAY-U 2.0 to over Rs. 790 bn.



Industry Growth

Above factors are expected to result in the PVC Pipe industry growth of 10-12% in the fiscal 2026.





FLEXIBLE PACKAGING

PRODUCT OFFERINGS

The state of art Packaging plant at Kashipur, Uttarakhand provides technologically superior and sustainable packaging solutions:




Flexible Packaging Laminates & Pre-fabricated Pouches



Printing Inks




Blown PE Films



Rotogravure Cylinders

ISO 22000: 2005, ISO 9001: 2015, Sedex & BRC 'A' Grade Certified Plant





FLEXIBLE PACKAGING

APPLICATIONS

FMGC

- Shampoo & Conditioners
- Vegetable Oils
- Juices & Drinks
- Aromatic Oils
- Soaps & detergents
- Tea & Coffee
- Confectionery



FOOD

- Chips
- Noodles
- Sugar
- Cereals & Spices
- Biscuits
- Frozen Food
- Dairy Products



INFRASTRUCTURE & OTHERS

- Motor Oil & Lubricants
- Fertilizers
- Contraceptives
- Adhesives
- Paints
- Pharmaceuticals
- Cement



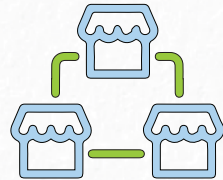


FLEXIBLE PACKAGING

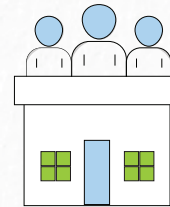
KEY GROWTH DRIVERS



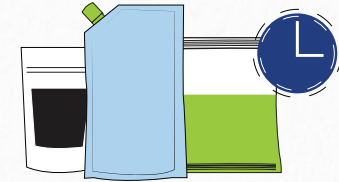
Overall growing population



Rising organized retail chains



Smaller households & nuclear families



Better shelf life




Environment friendly and recyclable




Tool for brand building



Health and hygiene awareness



Light weight & convenient





FLEXIBLE PACKAGING

Our Key Clientele





PROFITABILITY HIGHLIGHTS

Particulars	CAGR	FY25	FY24	FY23	FY22	FY21
Revenue	13.1%	780.5	669.4	709.2	616.8	476.2
Other Income		12.5	15.7	21.6	3.1	2.1
Total Income		793.0	685.1	730.8	619.8	478.3
EBITDA	21.1%	130.2	123.1	104.8	80.4	60.6
EBITDA margin (%)		16.4%	18.0%	14.3%	13.0%	12.7%
Depreciation		11.1	9.8	12.2	10.9	8.4
Interest		7.0	3.8	3.1	2.4	1.5
Profit Before Tax	21.9%	112.2	109.6	89.5	67.1	50.8
Income Tax		29.1	20.0	18.2	20.3	15.0
Profit After Tax	23.5%	83.1	89.6	71.3*	46.8	35.8
PAT margin (%)		10.5%	13.1%	9.8%	7.6%	7.5%
EPS (basic) (in Rs.)		34.74	37.48	29.81	19.57	17.08
Sales Volume (MTPA)		FY25	FY24	FY23	FY22	FY21
Pipes & Fittings		42,632	41,584	37,859	30,717	36,333
Flexible Packaging		15,458	12,043	12,897	10,401	7,036


*FY23 Other Income, EBITDA, PAT is higher by Rs. 16-17 crores due to sale of some assets



BALANCE SHEET HIGHLIGHTS

Equities & Liabilities	Mar-25	Mar-24	Mar-23	Mar-22	Mar-21
Equity	443.7	365.2	278.6	35.3	191.6
Debt	38.9	40.2	9.6	5.1	1.4
Non Current Liabilities	6.0	4.5	3.8	3.4	2.9
Current Liabilities	89.3	82.6	53.5	52.7	45.6
Total Equities & Liabilities	577.9	492.5	345.5	296.5	241.5


Assets	Mar-25	Mar-24	Mar-23	Mar-22	Mar-21
Non Current Assets					
Fixed Assets	133.9	79.8	72.3	105.2	77.6
Other Non Current Assets	11.5	10.4	12.4	16.0	24.3
Current Assets					
Inventories	66.6	55.3	49.1	59.2	55.1
Investments	12.9	41.5	-	-	-
Trade Receivables	87.2	75.1	75.2	58.8	44.2
Cash & Bank Balances	256.9	216.3	121.1	46.5	32.4
Other Current Assets	8.9	14.1	15.4	10.8	7.9
Total Equities & Liabilities	577.9	492.5	345.5	296.5	241.5





BALANCE SHEET HIGHLIGHTS

Key Ratios	Mar-25	Mar-24	Mar-23	Mar-22	Mar-21
Book value per share	Rs. 185.5	Rs. 152.7	Rs. 116.5	Rs. 98.4	Rs. 80.1
Inventory turnover days	41	41	38	44	43
Debtor turnover days	34	37	32	28	32
Earnings per Share	37.74	37.48	29.81	19.57	17.08
EBITDA/Net interest ratio	18.63	32.83	33.69	33.25	41.24
ROE	19%	25%	26%	20%	19%
Current Ratio	5:1	5:1	5:1	3:1	3:1
Total Debt/Equity Ratio	0.09	0.11	0.03	0.02	0.01
ROCE	25%	28%	32%	29%	27%
ROA	14%	18%	21%	16%	15%





SUSTAINABILITY & CIRCULAR ECONOMY

Extended Producers Responsibility under Plastic Waste Management (Amendment) Rules, 2022

The company is a leader in implementation of initiatives towards plastic waste management by recycling, reprocessing and reusing the plastic waste generated at shop floor.

100% recycling in PVC Pipes & Fittings division

by re-grinding and re-use of PVC pipe rejects/ process waste.

100% recycling of Blown Poly film wastage

by online re-pelletization of side trims and rejects/ process waste for reuse in blown film production.

Laminate waste reprocessing

by converting laminate waste into lumps, which is then sold in the market to manufacturers of hose pipes, chairs, flower pots, roadside barriers, plastic bricks etc.

Effluent treatment plant with Zero liquid discharge

by treating hazardous water of high TDS and bringing to the level of 500-550 TDS and PH levels of 6-9. Further, ultra filtered water is evaporated by heaters, leading to zero liquid discharge.

Bio mass based thermic fluid heater for zero air pollution.

by re-grinding and re-use of PVC pipe rejects/ process waste.

Power efficiency meters

to continuously monitor and efficiently utilize the power consumption in machines.

Energy Audit

is conducted once a year by BEE certified auditors to improve energy efficiency and to identify further possibilities of reducing power consumption.





CORPORATE SOCIAL RESPONSIBILITY

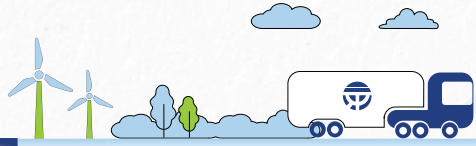
Corporate Social Responsibility (CSR) has been integral part of the Prakash Group of Companies since inception.

Following are the broad areas of the initiatives:

- Ensuring environment sustainability – Plantation and Water Conservation
- Providing safe drinking water facilities
- Conducting training programs for promotion of vocational skills
- Measures for reducing inequalities
- Promotion of education
- Promotion of healthcare awareness
- Promotion of rural sports
- Mid-day meal scheme



SUSTAINABILITY & CIRCULAR ECONOMY



Prakash

Thank You



Prakash Pipes Limited
Corporate Office : Srivan, Bijwasan, New Delhi 110061



For more information:



+91 11 47050555



pplho@prakash.com



www.prakashplastics.in