

Date: 31st October, 2025

The Secretary The Bombay Stock Exchange Limited "P.J. Towers" Dalal Street Mumbai-400 001 Scrip Code: 500730	The National Stock Exchange of India Ltd. Exchange Plaza Bandra Kurla Complex, Bandra (East) Mumbai-400 051 Symbol: NOCIL
---	---

Dear Sir,

Sub: Investor Presentation

Pursuant to Regulation 30(6) of the Securities and Exchange Board of India (Listing Obligations and Disclosure Requirements), Regulations, 2015, we enclose herewith Investors Presentation on the Financial Highlights for the quarter and half year ended 30th September, 2025.

The aforementioned Presentation has been uploaded on the Company's website viz., www.nocil.com.

We request you to take the above on your records and acknowledge receipt.

Thanking you,

Yours faithfully,
For NOCIL Limited

Amit K. Vyas
Head-(Legal) & Company Secretary

Encl.: as above



NOCIL LIMITED



ARVIND MAFATLAL GROUP
The ethics of excellence



Scaling and Adapting **RESPONSIBLY.**

NOCIL LIMITED
INVESTOR PRESENTATION
Q2 & H1FY26

This presentation and the accompanying slides (the “Presentation”), which have been prepared by NOCIL Limited (the “Company”), have been prepared solely for information purposes and do not constitute any offer, recommendation or invitation to purchase or subscribe for any securities, and shall not form the basis or be relied on in connection with any contract or binding commitment whatsoever. No offering of securities of the Company will be made except by means of a statutory offering document containing detailed information about the Company.

This Presentation has been prepared by the Company based on information and data which the Company considers reliable, but the Company makes no representation or warranty, express or implied, whatsoever, and no reliance shall be placed on, the truth, accuracy, completeness, fairness and reasonableness of the contents of this Presentation. This Presentation may not be all inclusive and may not contain all of the information that you may consider material. Any liability in respect of the contents of, or any omission from, this Presentation is expressly excluded.

Certain matters discussed in this Presentation may contain statements regarding the Company’s market opportunity and business prospects that are individually and collectively forward-looking statements. Such forward-looking statements are not guarantees of future performance and are subject to known and unknown risks, uncertainties and assumptions that are difficult to predict. These risks and uncertainties include, but are not limited to, the performance of the Indian economy and of the economies of various international markets, the performance of the industry in India and world-wide, competition, the company’s ability to successfully implement its strategy, the Company’s future levels of growth and expansion, technological implementation, changes and advancements, changes in revenue, income or cash flows, the Company’s market preferences and its exposure to market risks, as well as other risks. The Company’s actual results, levels of activity, performance or achievements could differ materially and adversely from results expressed in or implied by this Presentation. The Company assumes no obligation to update any forward-looking information contained in this Presentation. Any forward-looking statements and projections made by third parties included in this Presentation are not adopted by the Company and the Company is not responsible for such third-party statements and projections.




Scaling and Adapting Responsibly

- ✓ Growth guided by purpose and grounded in responsibility
- ✓ Commitment to Green Chemistry and Responsible Care at the core of sustainability agenda
- ✓ Dahej brownfield expansion reflects:
 - ✓ Strong demand visibility
 - ✓ Focus on energy efficiency and environmental stewardship
- ✓ Driven by core values – Agility, Intrapreneurship, Respect and Resilience (AIRR)
- ✓ Fostering a culture of ownership and responsiveness
- ✓ Guided by 8 strategic levers to align growth with focused outcomes
- ✓ Navigating global challenges while ensuring sustainable and responsible growth



NOCIL's growth is purpose driven and rooted in responsibility, with Green Chemistry and Responsible Care at the core of its sustainable innovation and operations.

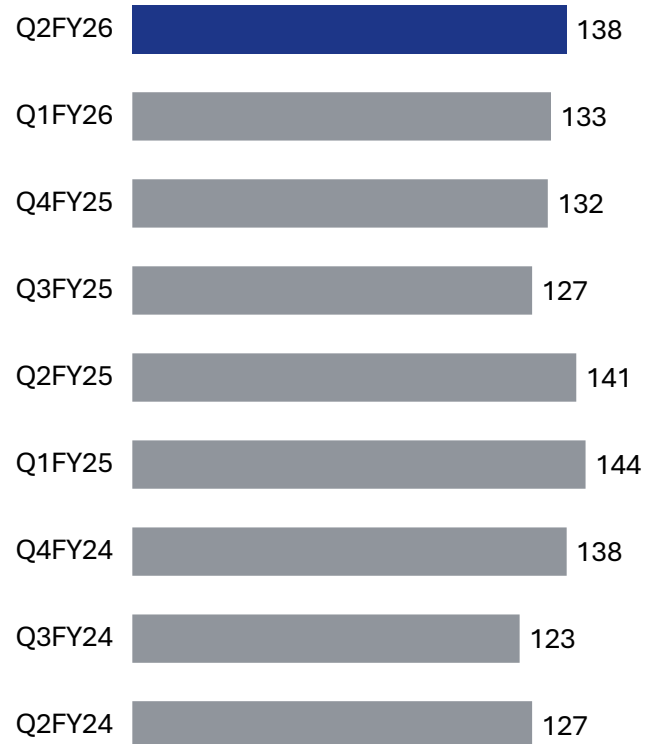


Financial Highlights



Quarterly Performance

Volume*

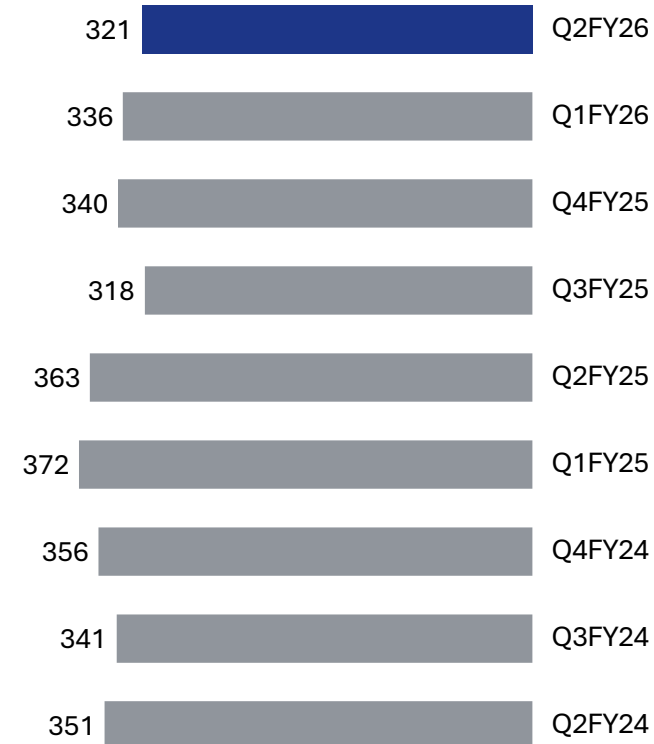


*Base to 100; considering Q1FY20 base period

Financial Performance Highlights

- ✓ Volume continues to show upward trajectory with 4% Q-o-Q growth
 - Domestic volumes witnessed a positive trends
 - Volumes in International markets were dampened due to global uncertainties and US tariff issues
- ✓ Dumping pressure continues in the domestic market leading to pricing pressure
- ✓ Judicious mix of price and volume play continues on the back of ongoing challenging market conditions

Revenue (in Rs. Crs)



Consolidated Profit & Loss Statement

Rs. In Crores	Q2FY26	Q1FY26	Q-o-Q	H1FY26	H1FY25	Y-o-Y
Net Revenue from Operations	321	336	-5%	657	735	-11%
Raw Material	180	195		375	432	
Changes in inventory	8	-1		7	-9	
Value Addition *	133	143	-7%	275	312	-12%
Employee Expenses	24	24		48	50	
Other Operating Expenses	86	88		174	183	
Operating EBITDA	22	31	-26%	53	79	-33%
Operating EBITDA Margin	7.1%	9.1%		8.1%	10.7%	
Depreciation	14	14		27	27	
Finance Cost	0^	0^		1	1	
Other Income	10	7		17	18	
Profit Before Tax	19	23	-19%	42	69	-40%
Tax	6	6		12	0 [#]	
Net Profit	12	17	-28%	29	69	-58%

*Revenue (-) cost of raw materials consumed (-) cost of traded goods (-) change in inventories

^ less than 1 crore

LTCG tax on assets sold after July 23, 2024, was reduced to 14.30%. Remeasured its deferred tax liabilities and recognised a credit of ₹14.89 crores


Consolidated Balance Sheet Statement

Assets (Rs. In Crores)	Sep-25	Mar-25
Non-current assets	1,219	1,123
Property, Plant and Equipment	612	630
Right of Use Assets	218	222
Capital work-in-progress	176	60
Intangible Assets	3	4
Financial Assets		
(i) Other Investments	135	123
(ii) Other financial assets	10	10
Non-current tax assets	24	24
Other non-current assets	40	52
Current assets	853	934
Inventories	204	281
Financial Assets		
(i) Investments	273	243
(ii) Trade receivables	275	310
(iii) Cash and cash equivalents	25	30
(iv) Bank balances other (iii)	3	4
(v) Other Financial Assets	7	9
Other Current Assets	66	56
TOTAL	2,072	2,057

Equity and Liabilities (Rs. In Crores)	Sep-25	Mar-25
EQUITY	1,771	1,762
Equity Share Capital	167	167
Other Equity	1,604	1,595
Non-Current Liabilities	132	134
Financial Liabilities		
Financial Lease Liability	6	7
Provisions	14	17
Deferred Tax Liabilities (Net)	112	110
Current liabilities	169	160
Financial Liabilities		
(i) Trade Payables	118	118
(ii) Financial Lease Liability	3	3
(iii) Other Financial Liabilities	34	31
Provisions	6	3
Other Current Liabilities	7	5
Current Tax Liabilities (Net)	1	0
TOTAL	2,072	2,057

Consolidated Cash Flow Statement

Particulars (Rs. In Crores)	Sep-25	Sep-24
Cash flow from operating activities		
Profit before tax	42	69
Adjustments for noncash items / non-operating items	12	11
Operating profit before working capital changes	54	80
Working capital reductions/(increases)	94	0
Cash flows generated from operating activities	148	80
(Income taxes paid) / Refund (net)	(12)	(22)
Net Cash flows generated from operating activities (A)	136	58
Net Cash flows generated from investing activities (B)	(105)	(78)
Net Cash flows generated from financing activities (C)	(36)	(49)
Net Cash (Decrease) / Increase	(5)	(69)



Business Overview



Company Overview



- ✓ Part of **Arvind Mafatlal Group**
- ✓ **Largest** Rubber Chemicals Manufacturer in India
- ✓ Expertise in Rubber Chemical Business **over 4 decades**
- ✓ **Global recognition** for technical capabilities
- ✓ Long Term Relationships with Customers **over 40 Countries**
- ✓ **Long Term Business Relationships** with Tire Majors (Both Domestic & International)



- ✓ **Products & Product Forms**
 - ✓ Wide Range of Rubber Chemical Products
 - ✓ Varied Product Forms
- ✓ **Sales, Marketing & Technical Services**
 - ✓ Market Responsive Approach
 - ✓ Strong MTS Team to offer Technical Services
- ✓ **R&D and Quality Assurance**
 - ✓ Experienced, capable & innovative team of R&D scientists
 - ✓ Ultra Modern Laboratories & Pilot Plant Facilities
 - ✓ Latest Analytical Instruments

Our Purpose - Innovating Chemistry; Driving Progress



Our Vision

We bring together **chemistry, technology, proven expertise** and **trusted partnerships** to offer **sustainable rubber chemicals** and **beyond**.

By putting this into action, we strive to be a **global leader** and the **best choice** for our **customers, employees** and **stakeholders**; while continuing to uphold the **highest standards of social responsibility**.

Our Values

Pillars

A

Agility

I

Intrapreneurship

R

Respect

R

Resilience

Focus

Swiftly responding to internal and external changes, challenges or emerging opportunities.

Displaying entrepreneurial mindset and taking ownership for outcomes. Developing and implementing innovative ideas, driving change and creating long term value.

Taking care to make everyone feel valued, heard, and appreciated for their unique perspectives, contributions and identities.

Courageously adapting and thriving during challenges, while bouncing back stronger from setbacks.

Management Team

Mr. Hrishikesh. A. Mafatlal **Promoter & Chairman**

- ✓ Executive Chairman and Promoter Director of NOCIL Ltd
- ✓ B.Com. (Hons.) & has attended the Advanced Management Programme at the Harvard Business School, USA

Mr. Anand V.S. **Managing Director**

- ✓ BE in Chemical Engineering from Bangalore University and PGDM in Marketing from MDI Gurgaon
- ✓ Over 28 years of experience in the chemical industry

Mr. P. Srinivasan **President Finance & Chief Financial Officer**

- ✓ Chartered Accountant with over 36 years of experience
- ✓ Associated with the Company for over 20 years

Mr. Prasanna Pandit **President – Operations & Technical**

- ✓ Over 34 years experience
- ✓ B. Tech Chemical Engineering from LIT, Nagpur & Post Graduation Diploma in Operations Management

Dr. Narendra Gangal **Vice President (QA, Analytical & Outsourced Research)**

- ✓ Ph.D. in Chemistry with over 30 years of experience
- ✓ Associated with the Company for nearly 15 years

Mr. Rajendra Desai **Vice President (Operations & Admin) & Chief Risk Officer**

- ✓ Chemical Engineer with Diploma in Management Studies
- ✓ Associated with the company for over 40 years

Mr. Milind Shevte **Vice President (Marketing)**

- ✓ B.E. Chemical Engineering
- ✓ Associated with the Company for over 20 years

Mr. Ashwinkumar Bhende **Vice President (Process Engineering, Technology & Projects)**

- ✓ Chemical Technologist with Diploma in Management Studies with 30 years of experience
- ✓ Associated with company for over 20 years

Mr. Amit Vyas **Assistant Vice President (Legal & Secretarial and Company Secretary)**

- ✓ Company Secretary & Legal head with over 26 years of experience
- ✓ Associated with the Company for over 6 years

Ms. Kashmeera Prabhu **(Head HR)**

- ✓ MBA (HR)
- ✓ Over 20 years of experience

Mr. Vikas Padalkar **(Head R&D)**

- ✓ Ph.D in Chemistry - ICT Mumbai; Post Doctorate – Osaka & Kyoto Uni. – JAPAN
- ✓ Associated with the company for nearly 9 Years

Vibha Thakkar **AVP - Finance & Accounts**

- ✓ Chartered Account & ISB Executive Alumni
- ✓ Over 17 years of experience

Glimpse of our Plants

Dahej, Gujarat: Cutting-Edge Manufacturing

- ✓ State-of-the-art facility operational since 2013. Its strategic proximity to petrochemical industry and ports like Dahej and Hazira enhances its operational efficiency
- ✓ Employs fully automated processes and in-house technology to ensure optimal operations and product quality
- ✓ The Company has done various debottlenecking projects. To pursue its long-term objective in the RC space, recently announced capex program of Rs. 250 Crores demonstrating its commitment towards a sustainable growth.

Announced capex program of Rs. 250 Crores in Dahej facility which is on track & will enhance production capabilities of our TDQ antioxidant product portfolio

Upcoming Facility



Navi Mumbai, Maharashtra: Engineering Precision

- ✓ Established in 1976, strategically located in the Trans-Thane Creek Industrial Area
- ✓ Well-equipped to manufacture a comprehensive range of rubber chemicals, boasting advanced technology and automated control systems for efficient and precise production processes

NOCIL possesses advanced manufacturing facilities equipped with cutting-edge technologies to produce high-quality rubber chemicals that meet international standards



Diverse Product Range

With strong focus on innovation and sustainability, NOCIL aims to double its market share by leveraging its existing product portfolio and tapping into growth opportunities in Asia, Europe, and the US

20+ Product Varieties of Rubber Chemicals



Accelerators

- ✓ Increase the speed of vulcanization
- ✓ Permit vulcanization to proceed at lower temperatures & with greater efficiency



Accelerators

- ✓ Anti-oxidants, vital in rubber compounds, deter ageing and prevent degradation of rubber products from oxygen attack, thereby extending their service life



Other applications

- ✓ Pre vulcanization inhibition, Post vulcanization stabilization, Latex based applications, etc.
- ✓ Improving overall quality & longevity in rubber-based products

R&D and Total Quality Management

Research & Technology Development

- ✓ NOCIL's Research Centre in Navi Mumbai recognized by Ministry of Science and Technology, Govt. of India. Key Areas Focused upon:
 - ✓ Process Development, scale up, commercial implementation
 - ✓ Environmental strategies for sustainable growth
 - ✓ Research initiatives tailored to customers' perceived needs



Revamped R&D Lab



Quality Assurance

- ✓ Quality Management System emphasizes on Quality of Raw materials, Finished Products as well as in Process Sample Analysis
- ✓ The Quality Control Laboratory operates round the clock and is equipped with the latest Analytical Instruments & Equipment's

Certifications

- ✓ ISO 50001:2018 for energy management systems
- ✓ ISO 9001:2015 for quality management Systems
- ✓ ISO 14001:2015 for environmental management systems
- ✓ ISO 45001:2018 for occupational health and safety management systems
- ✓ ISO/IEC 17025:2017 accreditation for Quality Assurance and Marketing Technical Services laboratories
- ✓ 'Responsible Care' Certification from the Indian Chemical Council
- ✓ IATF 16949:2016 for automotive quality management systems



Strong Foundation Through Our Geographical Presence



NOCIL has effectively positioned itself as key global player in the rubber chemical industry. Its leadership position is fueled by its commitment to high-quality products; comprehensive service offerings and a strong export strategy aimed at reducing reliance on the Chinese market to ensure long-term supply stability. China +1 strategy has additionally pushed NOCIL's strategy to expand in the exports market

Disclaimer: This map is a generalised illustration only for the ease of the reader to understand the locations, and it is not intended to be used for reference purposes. The representation of political boundaries and the names of geographical features/states do not necessarily reflect the actual position. The Company or any of its directors, officers or employees, cannot be held responsible for any misuse or misinterpretation of any information or design thereof. The Company does not warrant or represent any kind in connection to its accuracy or completeness.

Awards & Accreditations





2023/24 VISION AWARDS
SUSTAINABILITY REPORT COMPETITION

NOCIL LIMITED
SGA Adsvita Communique
is presented with the
Platinum Award
for excellence within its industry on the development of the organization's sustainability report for the past fiscal year.





Tyson Heyn
Principal



Christine Kennedy
Competition Director

1/200





2023/24 VISION AWARDS
SUSTAINABILITY REPORT COMPETITION

NOCIL LIMITED
SGA Adsvita Communique
is presented with the
Technical Achievement Award
for overall excellence in the art and method of sustainability report communications for the past fiscal year.





Tyson Heyn
Principal



Christine Kennedy
Competition Director





2023/24 VISION AWARDS
SUSTAINABILITY REPORT COMPETITION

NOCIL LIMITED
SGA Adsvita Communique
is recognized for developing one of the
Top 100 Reports Worldwide
ranking at #45 among all reports reviewed for the past fiscal year.





Tyson Heyn
Principal



Christine Kennedy
Competition Director

Awards & Accreditations

Recertified for Responsible
Care Logo by Indian
Chemical Council



Silver Medal Overall
Score 69, 90th Percentile
Valid till Aug-2025

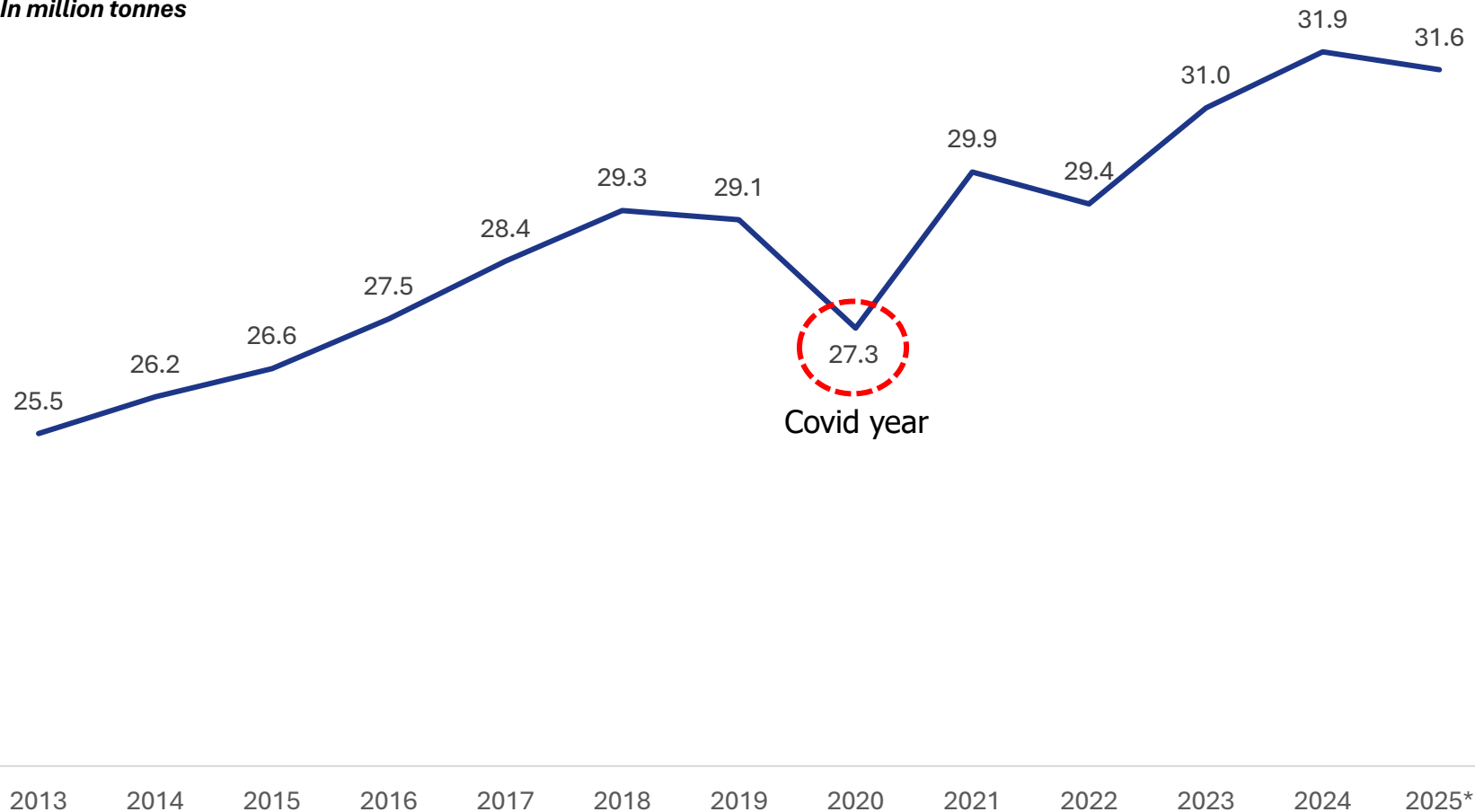
valid through **August 2025**



ICC Certificate of
Merit for Best
Compliant company
for the Product
Safety &
Stewardship Code
under Responsible
Care for the year
2023

Global Rubber Consumption (Natural + Synthetic)

In million tonnes



- Rubber Chemicals constitute **~3.5% of the Rubber Consumption**
- Global Rubber consumption for CY25 de-growth by 0.7% compared to CY24 on annualized basis
- China accounts for ~40% as against ~35% 5 years ago
- USA - the 2nd largest market, followed by India – 3rd largest market

Why NOCIL is a “Supplier of Choice”

Dependable Player

Dependable & quality player with self-sufficiency in key intermediates

Wide Range of Products

Present across the entire range of Rubber Chemicals with a product basket of 20+

Environment Friendly Processes

Continuous investments are made to adopt various innovative environmental technologies for long-term sustainability

Pipeline of New Generation Rubber Chemicals

Development of niche products using innovative technologies & Green Chemistry concepts

Product Testing & Validation

Approved and registered vendor with major domestic & international tire players offering technical support to customers for rubber applications

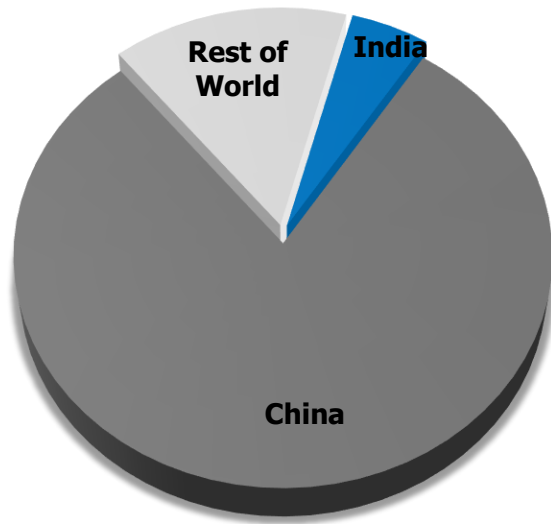
Entry Barrier

Customers take from 6-18 months to approve on a plant-specific basis, and the same is carried out for various locations globally

Critical factors pivotal towards NOCIL emerging as a prominent player in the rubber chemical industry are:

- ✓ Comprehensive Solutions and Technical Support for Rubber Applications
- ✓ Global Recognition for Technical Capabilities
- ✓ Pioneering **Green Chemistry** and Sustainable Growth
- ✓ Commitment to **Responsible Care**
- ✓ Environmental Sustainability

CHINA + 1 STRATEGY



NOCIL is Dependable, Non- Chinese Player enjoying a favorable positioning

Currently, China is a dominant player in the Rubber Chemical Industry contributing over 80%

NOCIL is expected to benefit in view of available capacities

Tire majors across world looking for alternative sourcing other than China

Global sourcing strategy expected to undergo a change to include China +1

India will play an important role as a supplier



Environmental, Social & Governance

Environmental Initiatives

Tree Plantation



Blood Donation



'3R' approach that focuses on pollution prevention & waste management, promoting a sustainable environment



Increasing the use of renewable energy and fuels



Investing in R&D for **Environmentally Sustainable Products**



Reducing water consumption by increasing the use of recycled water



Embrace and Integrate cutting-edge technologies, including **'Green Chemistry'**



Implementing **'5S Workplace Organization Method'** to enhance productivity, safety, & waste reduction

Social Engagement



House of Freedom:

- ✓ In partnership with the House of Freedom Foundation, NOCIL supports substance abuse awareness and prevention through counselling, education, and behavioural support for affected individuals and families.
- ✓ It also enabled the installation of a generator at the de-addiction centre to ensure uninterrupted delivery of critical services



Seva Sahayog Foundation:

- ✓ NOCIL, with Seva Sahayog Foundation, advances educational equity through the Samutkarsh Centre, offering academic and life-skills support to marginalized children.
- ✓ Its School Kit Programme aids school retention, while the Kishori Vikas Project empowers adolescent girls with sessions on health, sex education, and personal development



Healthcare:

- ✓ NOCIL remains committed to expanding access to quality healthcare for marginalized and underserved communities.
- ✓ The Company undertakes a range of preventive and curative health initiatives in rural and tribal regions, including general medical camps, health awareness campaigns, and the provision of essential medicines through its longstanding partnership with Chaitanya Health and Care Trust

Social Engagement



Supporting India's Olympic Dreams:

- ✓ NOCIL partners with Olympic Gold Quest (OGQ), founded by Geet Sethi and Prakash Padukone, to support India's sporting talent across Olympic and Paralympic disciplines.
- ✓ At the 2024 Paris Games, OGQ supported 4 of 6 Olympic and 25 of 29 Paralympic medallists. NOCIL is proud to contribute to India's global sporting success


Vayam (Gram Sabha Meetings & Suposhan):

- ✓ Through its support for the Padopadi Swarajya initiative by Vayam, NOCIL is contributing to strengthening grassroots democracy and empowering tribal communities.
- ✓ The programme aims to promote self-governance in remote tribal villages by raising awareness about constitutional rights, government welfare schemes, and democratic processes



Gujarat Rajya Gram Vikas Samiti:

- ✓ As a collaborative CSR initiative spearheaded by NOCIL Ltd., Ahmedabad Municipal Corporation, and Gujarat Rajya Gram Vikas Samiti, the urban forest project is set to revitalise designated urban spaces in Ahmedabad.
- ✓ By planting 1,800 trees using the Miyawaki dense forest method, this project will create thriving, sustainable green zones that will profoundly enhance biodiversity, and improve air quality



Historical Highlights



Consolidated Profit & Loss Statement

Rs. In Crores	FY25	FY24	FY23	FY22
Net Revenue from Operations	1,393	1,445	1,617	1,571
Raw Material	800	787	912	948
Changes in inventory	-3	28	-24	-89
Value Addition *	595	630	729	712
Employee Expenses	95	92	87	81
Other Operating Expenses	363	342	389	345
Operating EBITDA	137	195	253	286
Operating EBITDA Margin	9.9%	13.5%	15.6%	18.2%
Depreciation	54	53	56	48
Interest	2	2	1	1
Other Income	32	39 [^]	6	4
Profit Before Tax	114	180	202	241
Tax	11 [#]	47	53	65
Net Profit	103	133	149	176

*Revenue (-) cost of raw materials consumed (-) cost of traded goods (-) change in inventories

[^]FY24 Includes Rs. 18 cr. from profit on sale of fixed assets

[#] LTCG tax on assets sold after July 23, 2024, was reduced to 14.30%. Remeasured its deferred tax liabilities and recognised a credit of ₹14.89 crores

Consolidated Balance Sheet

Assets (Rs. In Crores)	Mar-25	Mar-24	Mar-23	Mar-22
Non-current assets	1,123	1,039	976	987
Property, Plant and Equipment	630	636	653	674
Right of Use Assets	222	230	231	231
Capital work-in-progress	60	16	9	8
Intangible Assets	4	4	3	4
Financial Assets				
(i) Other Investments	123	119	42	36
(ii) Other financial assets	10	10	10	8
Non-current tax assets	24	17	17	16
Other non-current assets	52	8	11	9
Current assets	934	976	881	844
Inventories	281	223	285	333
Financial Assets				
(i) Investments	243	281	176	18
(ii) Trade receivables	310	340	346	450
(iii) Cash and cash equivalents	30	92	24	12
(iv) Bank balances other (iii)	4	4	34	4
(v) Other Financial Assets	9	9	5	1
Other Current Assets	56	28	12	26
TOTAL	2,057	2,015	1,857	1,831

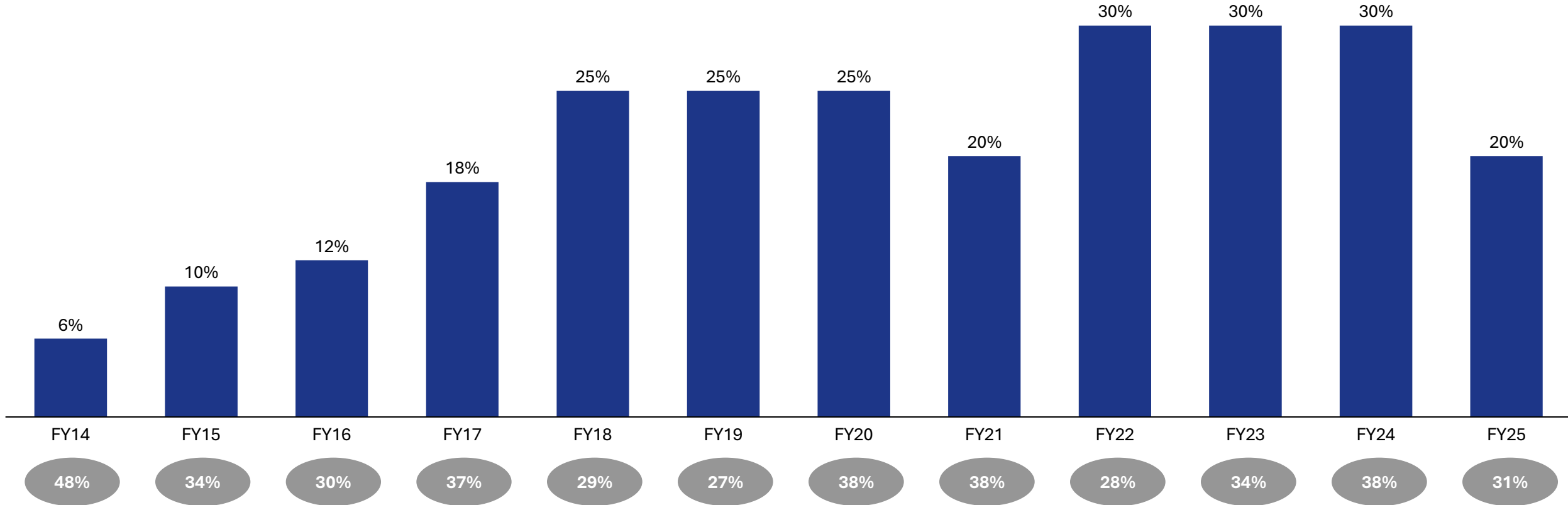
Equity and Liabilities (Rs. In Crores)	Mar-25	Mar-24	Mar-23	Mar-22
EQUITY	1,762	1,699	1,552	1,445
Equity Share Capital	167	167	167	167
Other Equity	1,595	1,532	1,385	1,279
Non-Current Liabilities	134	151	134	126
Financial Liabilities				
Financial Lease Liability	7	11	7	3
Provisions	17	15	16	16
Deferred Tax Liabilities (Net)	110	125	111	107
Current liabilities	160	166	171	259
Financial Liabilities				
(i) Trade Payables	118	118	127	215
(ii) Financial Lease Liability	3	2	3	3
(iii) Other Financial Liabilities	31	28	26	25
Provisions	3	4	5	5
Other Current Liabilities	5	13	10	11
TOTAL	2,057	2,015	1,857	1,831


Consolidated Cashflow Statement

Particulars (Rs. In Crores)	FY25	FY24	FY23	FY22
Cash flow from operating activities				
Profit before tax	114	180	202	241
Adjustments for noncash items / non operating items	26	13	50	45
Operating profit before working capital changes	140	193	252	286
Working capital reductions/(increases)	(80)	48	80	(256)
Cash flows generated from operating activities	60	241	332	29
(Income taxes paid) / Refund (net)	(34)	(40)	(51)	(60)
Net Cash flows generated from operating activities (A)	26	201	282	(30)
Net Cash flows generated from investing activities (B)	(37)	(78)	(217)	31
Net Cash flows generated from financing activities (C)	(50)	(55)	(54)	(34)
Net Cash (Decrease) / Increase	(62)	68	11	(33)

Consistent Dividend Payout

Dividend as % of Face Value



 Pay out Ratio = (Dividend + DDT) / PAT



Thank You



NOCIL LIMITED

NOCIL Limited

CIN: L99999MH1961PLC012003

Mr. P. Srinivasan - CFO
finance@nocil.com

Ms. Vibha Thakkar
vibha.thakkar@nocil.com

www.nocil.com

SGA Strategic Growth Advisors

Strategic Growth Advisors Pvt Ltd.

CIN: U74140MH2010PTC204285

Mr. Jigar Kavaiya / Mr. Pratik Shah
Email id: Jigar.kavaiya@sgapl.net / p.s.shah@sgapl.net

Tel No: +91 99206 02034 / +91 98700 30585

www.sgapl.net