



Date: - 03/09/2025

To, The Secretary, Listing Department National Stock Exchange of India Ltd. Exchange plaza, BKC, Bandra (E) Mumbai - MH 400051.	To, The Secretary, Corporate Relationship Department BSE Limited P. J. Towers, Dalal Street Mumbai- MH 400001.
--	---

**REF: - (ISIN- INE908D01010) SCRIP CODE BSE-531431, NSE Symbol -SHAKTIPUMP**

**Subject: Submission of 30<sup>th</sup> Annual Report for the Financial Year 2024-25**

Dear Sir/Madam,

Pursuant to Regulation 34 of the Securities and Exchange Board of India (Listing Obligations and Disclosure Requirements) Regulations, 2015, as amended, we are enclosing herewith the Annual report of the Company for the Financial Year 2024-25 along with the Notice of the 30<sup>th</sup> Annual General Meeting ("AGM") of the Company to be held on Thursday, September 25, 2025 at 11.30 a.m. (IST) through Video Conferencing ("VC")/ Other Audio Visual Means ("OAVM").

The said Notice which forms a part of the Annual Report for the financial year 2024-2025 has been sent electronically to the Members whose e-mail IDs are registered with the Company/Registrar and Share Transfer Agents of the Company/Depositories viz. the National Securities Depository Limited and Central Depository Services (India) Limited.

The Notice of the AGM and the Annual Report has also been uploaded on the website of the Company at <https://shaktipumps.com/>.

You are requested to take above information on record.

**Thanking You,**

**Yours faithfully,  
For Shakti Pumps (India) Limited**

**Ravi Patidar  
Company Secretary**

**SHAKTI PUMPS (INDIA) LIMITED**

# Solar Solutions for **Sustainable** **Growth**

30<sup>th</sup> Integrated  
Report  
**2024-25**



# WHAT'S INSIDE

01-64

## CORPORATE OVERVIEW

- 01 Theme Introduction
- 02 About this Report
- 04 About Us
- 10 Key Highlights
- 12 Our Key Milestones
- 14 Our Presence
- 16 Milestone Projects
- 20 Management Messages
- 26 Value Creation Model
- 28 Our Product Offering
- 32 Market Opportunity
- 36 Strategic Imperatives
- 38 Financial Capital
- 40 Manufacturing Capital
- 44 Human Capital
- 48 Intellectual Capital
- 52 Social & Relationship Capital
- 56 Natural Capital
- 58 Governance
- 60 Our Leadership Team
- 64 Corporate Information

65-211

## STATUTORY REPORTS

- 65 Management Discussion and Analysis
- 88 Notice
- 107 Boards' Report
- 133 Business Responsibility and Sustainability Report
- 187 Report on Corporate Governance

212-361

## FINANCIAL STATEMENT

- 212 Independent Auditors Report (Standalone)
- 223 Standalone Financial Statements
- 287 Independent Auditors Report (Consolidated)
- 295 Consolidated Financial Statements



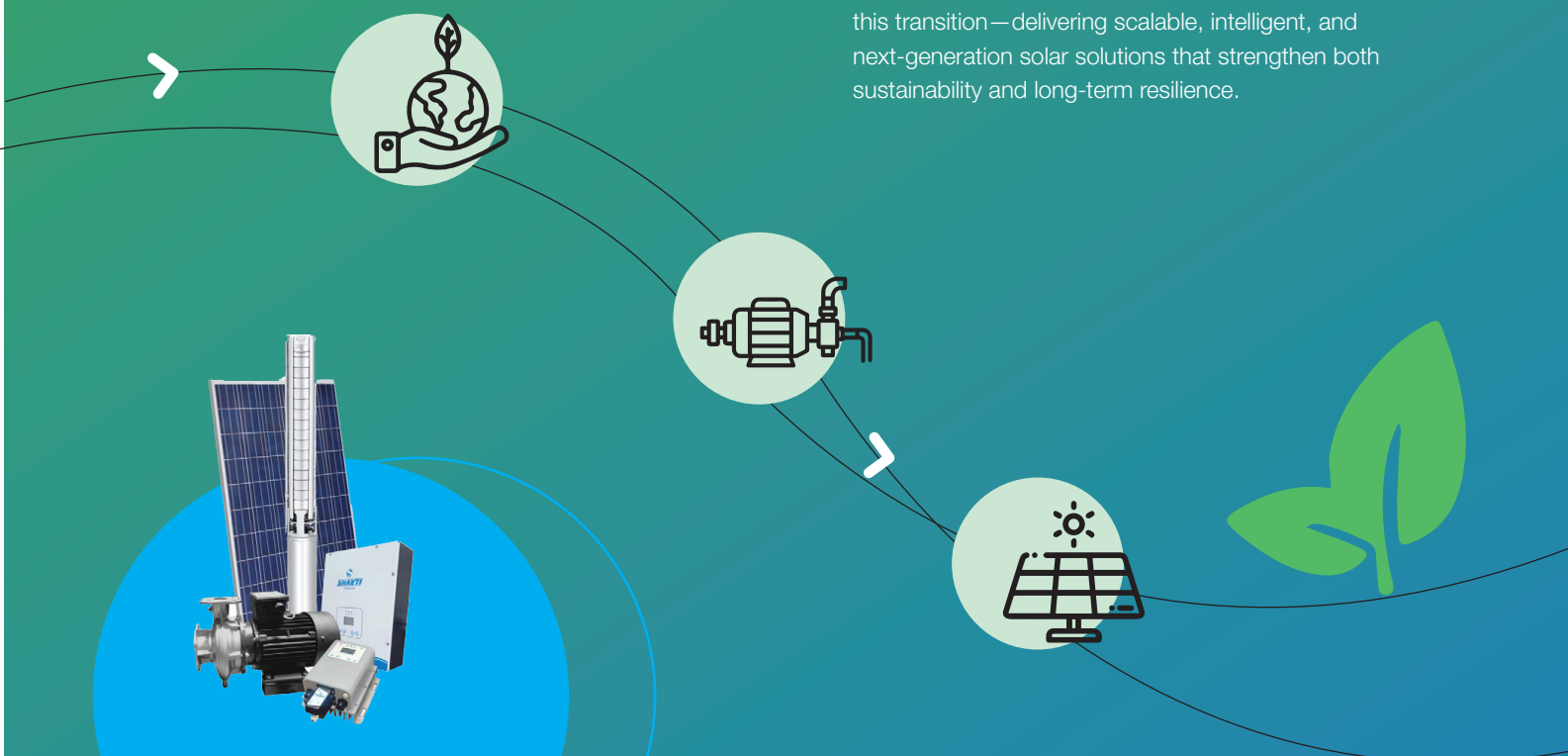
# SOLAR SOLUTIONS FOR SUSTAINABLE GROWTH

Solar energy is reshaping the contours of infrastructure, agriculture, and sustainability in India. At Shakti Pumps, this transformation defines how we engineer impact, drive purposeful scale, and stay aligned with a rapidly evolving energy ecosystem.

Guided by the theme “Solar Solutions for Sustainable Growth,” we are advancing a vision where clean energy seamlessly powers essential water infrastructure. From powering remote irrigation to enabling decentralised water access, our solar pump systems are designed to elevate efficiency, reliability, and long-term sustainability.

With robust in-house expertise spanning manufacturing, research & development, and digital innovation, Shakti Pumps is creating integrated solutions that resonate with India's development agenda and global climate imperatives. Through our active participation in government-led solarisation programmes and the deployment of advanced, intelligent technologies, we are consistently delivering outcomes that generate economic value, strengthen social impact, and uphold environmental stewardship.

As the nation advances its shift toward a low-carbon economy, we continue to play an active role in enabling this transition—delivering scalable, intelligent, and next-generation solar solutions that strengthen both sustainability and long-term resilience.





# ABOUT THIS REPORT

The Integrated Report for Shakti Pumps (India) Limited, referred to as SPIL or the Company, presents the financial and non-financial performance for the period 1<sup>st</sup> April, 2024 and 31<sup>st</sup> March, 2025. It also covers discussions on material issues and contributions to ESG initiatives. This Report adheres to the globally recognised Integrated Reporting framework of the Value Reporting Foundation.

The Report covers all the company's financial, non-financial, operational, and social activities. It defines the organisational objectives and strategies, the business model, and the subsequent value creation process, addressing material issues, risk management, and the opportunity landscape. As a Company, SPIL is committed to transparently disclosing information beyond the statutory norms, facilitating informed decision-making by its stakeholders based on performance evaluation.

The information in the report is comprehensive yet concise, ensuring that all stakeholders are well-informed without feeling overwhelmed.

The report includes the Business Responsibility and Sustainability Report (BRSR) for compliance and communication. The BRSR template helps the Company remain accountable in identifying ESG responsibilities and transparently including them in Integrated Reports. It also helps link the company's operational and ESG performance.

## BOUNDARY AND SCOPE OF REPORTING

The report includes voluntary management narratives on the Company's business, strategy, and performance, along with the mandatory Board Report, financial statements, and the Business Responsibility and Sustainability Report (BRSR).

## RESPONSIBILITY STATEMENT

The Board firmly believes that this report fairly represents the Company's financial, non-financial, and operational performance.

## SUSTAINABILITY AND OPERATIONAL PERFORMANCE

The report covers all material topics relevant to the Company for FY 2024–25. It has been prepared by the respective functions and business units under the guidance and supervision of senior management, with due acknowledgement from the Board.

## BOARD ASSURANCE

Management has evaluated the report's contents and accepts responsibility for its integrity. The Board believes that the Report addresses all material issues and provides a fair and balanced view of the Company's performance.



## FORWARD-LOOKING STATEMENTS

In this Integrated Report, we have disclosed forward-looking information to enable investors to comprehend our prospects and make informed investment decisions. This Report and other written and oral statements that we periodically make contain forward-looking statements that set out anticipated results based on the management's plans and assumptions.

We have tried, wherever possible, to identify such statements by using words such as 'anticipate', 'estimate',

'expects', 'projects', 'intends', 'plans', 'believes', and words of similar substance in connection with any discussion of future performance.

The Company cannot guarantee that these forward-looking statements will be realised, although we believe we have been prudent in our assumptions. The achievement of results is subject to risks, uncertainties, and potentially inaccurate assumptions.



# POWERING RURAL PROGRESS WITH SOLAR INNOVATION

With a legacy spanning over four decades, Shakti Pumps (India) Limited (SPIL or the Company) stands at the forefront of India's agricultural and solar pump revolution. Guided by an experienced and esteemed Board of Directors, the Company has built a diversified business model that enables it to address varied customer needs across sectors. The Company is one of India's leading integrated manufacturers of pumps, motors, controllers, variable frequency drives (VFDs), and inverters.



As a pioneer in water pumping solutions, the Company has consistently empowered farmers and rural communities through reliable, energy-efficient, and technologically advanced products. Backed by robust backward integration, manufactures most of the critical components in-house, ensuring quality assurance, cost efficiency, and seamless production across its product portfolio.

The Company operates three state-of-the-art manufacturing facilities in Pithampur, Madhya Pradesh, enabling it to scale operations and deliver consistent product excellence. With a presence in over 100 countries, Shakti Pumps has established a strong global footprint while maintaining a commanding presence in the Indian market. It is one of the largest suppliers of solar pumps under the PM-KUSUM scheme, with an estimated 25% market share across India. The Company holds a strong position in key agricultural states such as Haryana, Rajasthan, Uttar Pradesh, Madhya Pradesh, and Maharashtra.

By providing end-to-end solar pump solutions and championing sustainable water management practices, Shakti Pumps continues to play a pivotal role in advancing India's clean energy goals and empowering its agrarian economy.

**4** + Decades  
of industry presence

**100** + Countries  
Global Presence

holds **~25**%  
market share in PM-KUSUM scheme



## VISION

To become a company that constantly strives for quality and customer satisfaction by providing the best pumping solutions with global benchmarks and to be a company which integrates Health, Safety and Environmental considerations into all its business decisions and activities, such there will be Zero accident; Zero liquid discharge; Zero carbon footprint.

## MISSION

To work relentlessly towards coming closer to our vision statement by offering the best working environment and training focusing on integrity and ethics.

To empower the workforce to offer products and services that exceed customer expectations by providing value for money and ensuring handsome returns to our employees and shareholders.

To create a safe workplace by reducing injuries, accidents, and environmental impact for current and future generations.



## CORE PURPOSE

To enable the optimum use of water for domestic as well as commercial purposes.



## VALUES

Environmental Sustainability

Social Responsibility

## OUR UNIQUE PROPOSITIONS



### Integrated Manufacturing Expertise

Shakti Pumps is among the few Indian companies with in-house capabilities to manufacture all critical components of pumps and motors, Inverters & VFDs, and structures. This backward integration allows the Company to maintain superior quality control, cost efficiency, and faster product development cycles.



### End-to-End Solar Pumping Solutions

The Company provides complete solar pumping systems, from submersible and surface pumps to controllers and mounting structures. It even offers mobile app-based remote monitoring systems, ensuring ease of use and post-installation service to farmers.



### Strong R&D & Technological Innovation

With 15 product patents (out of 29 filed) and an in-house DSIR-recognised R&D centre supported by premier institutes like IIT Delhi, Shakti Pumps demonstrates strong technological leadership. It also leads the industry in developing energy-efficient stainless-steel solar submersible pumps.





### Dominant Market Position in PM-KUSUM Scheme

The Company holds an approximate 25% market share under the Government of India's PM-KUSUM scheme and has installed over 1,52,594 solar pumps directly, making it one of the largest suppliers under the programme. This initiative aligns with India's sustainability goals and strengthens Shakti's position in the agriculture segment.



### Diverse Product Portfolio with Expanding Applications

The Company offers over 1,200 product variants across solar, submersible, open-well, monoblock, centrifugal, and wastewater pumps, among others. It also manufactures EV motors and controllers and further expands its product offering into solar rooftops and smart controllers, reinforcing its commitment to diversification and future-readiness.



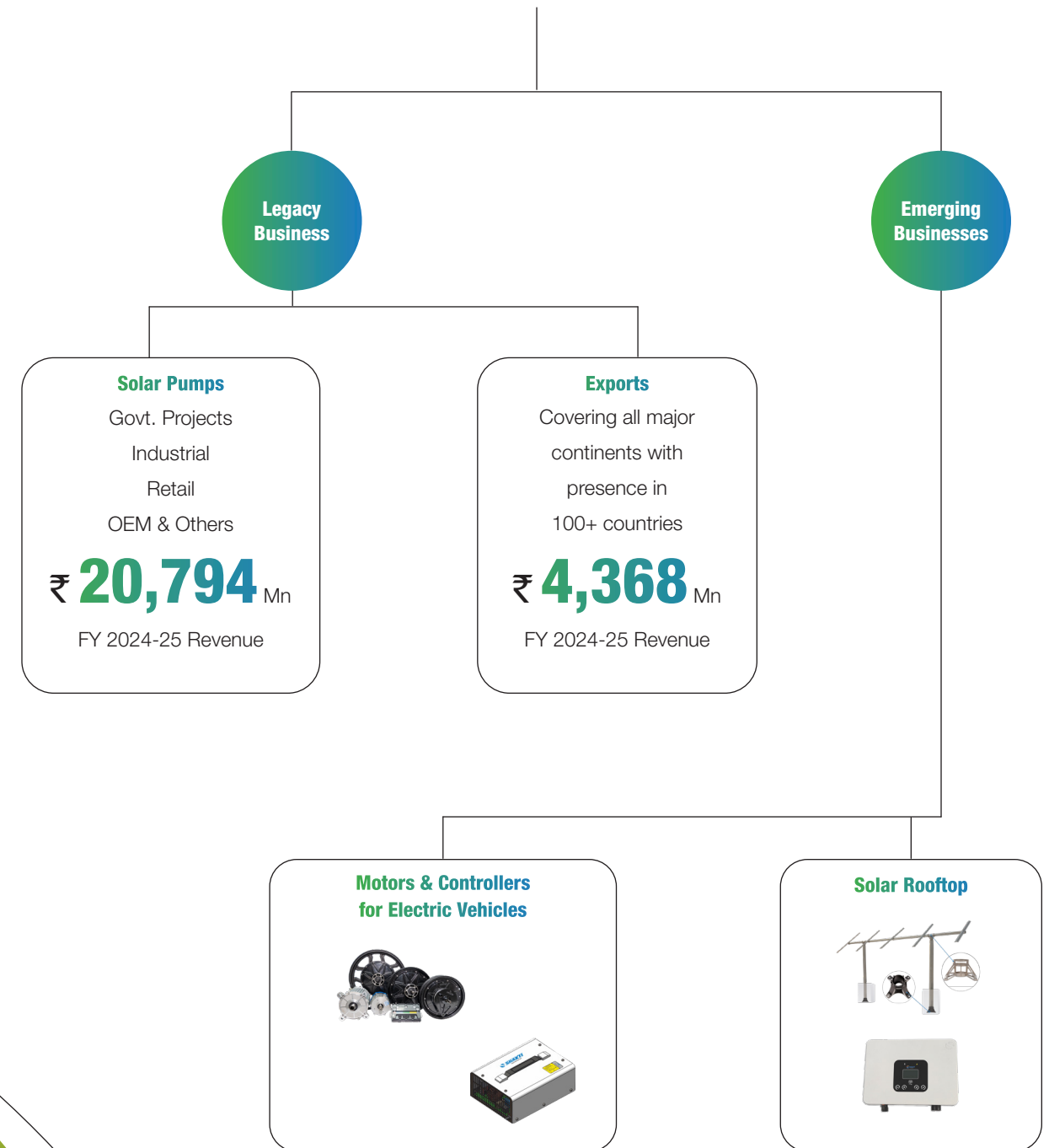
### Export Leadership

Shakti Pumps has built a robust global presence, exporting to 100+ countries, thus de-risking its business from local market cyclicalities and establishing itself as a global player.



### Farmer-Centric Innovations

A standout innovation is Shakti's grid-independent solar pump that ensures continuous water supply even when the grid is unavailable—an essential advantage in rural India. This patented feature directly addresses farmers' core needs and offers a significant competitive moat.





## CORPORATE STRUCTURE

### Parent Company

#### Shakti Pumps (India) Limited (SPIL)

- › Listed on BSE & NSE (BSE: 531431 | NSE: SHAKTIPUMP)
- › Headquartered in India
- › Engaged in manufacturing of solar/electric submersible pumps, motors, and control systems
- › Holds a dominant position in PM-KUSUM scheme and export markets

### Domestic Subsidiaries

#### Shakti EV Mobility Private Limited

- › Wholly owned subsidiary (formed in December 2021)
- › Engaged in EV components such as motors, controllers, and chargers
- › FY 2024-25 Revenue: ₹ 38 Mn

#### Shakti Energy Solutions Limited

- › Wholly Owned Subsidiary
- › Located in Pithampur (MP)
- › Manufactures 1,00,000 solar structures annually
- › Currently focused on captive production with plans to expand sales to third parties
- › FY 2024-25 Revenue: ₹ 2,168 Mn

### International Subsidiaries (100% Wholly Owned Subsidiaries)

#### Shakti Pumps USA, LLC

- › Based in the United States
- › FY 2024-25 Revenue: ₹ 535 Mn

#### Shakti Pumps (FZE), UAE

- › Based in the United Arab Emirates
- › FY 2024-25 Revenue: ₹ 294 Mn

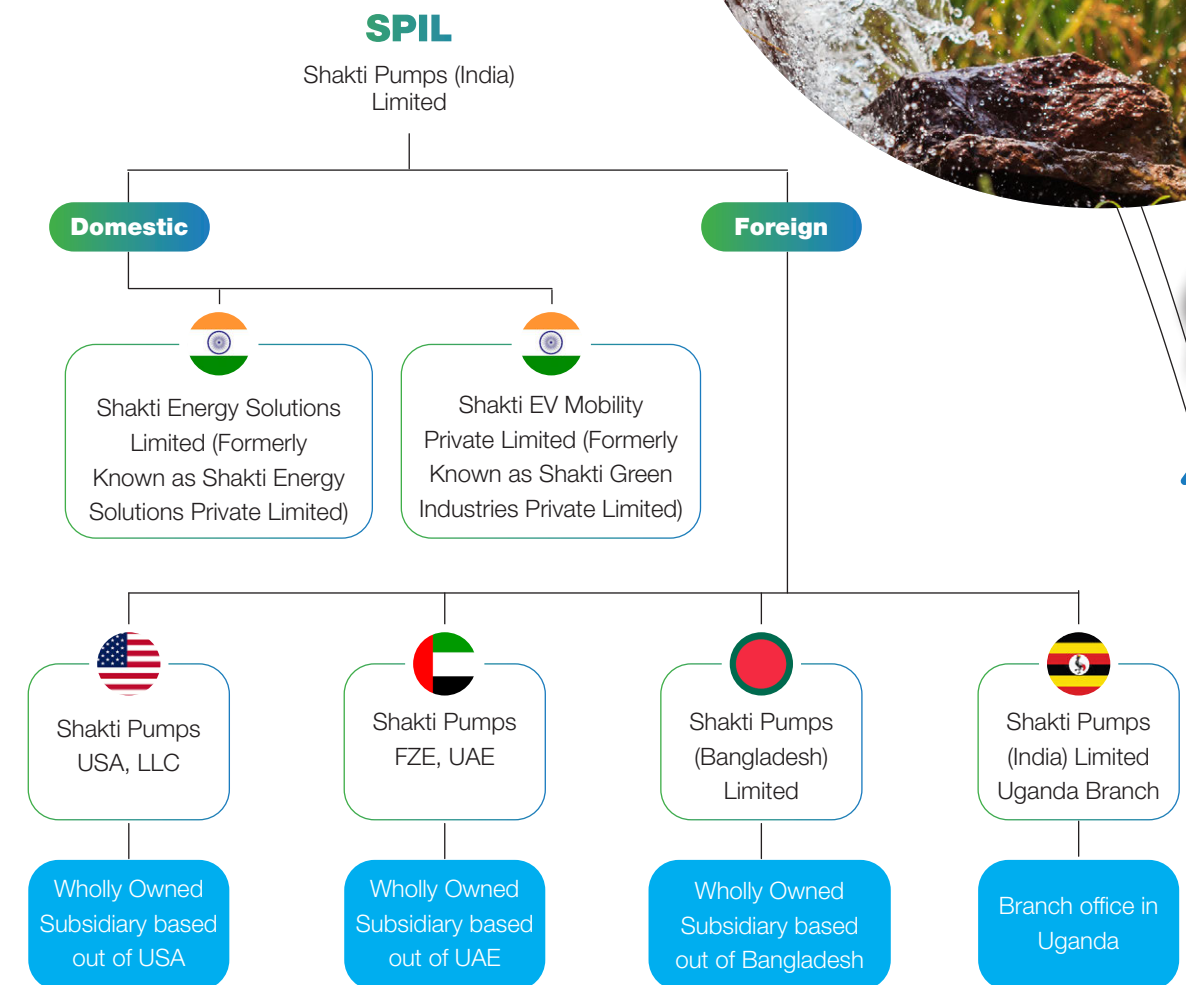
#### Shakti Pumps (Bangladesh) Limited

- › Based in Bangladesh

### International Branch

#### Shakti Pumps (India) Limited

- › Branch Office in Uganda





# NUMBERS DEFINING OUR POTENTIAL

## OPERATIONAL HIGHLIGHTS

**500+**

Dealers in India

**1,200+**

Product Variants

**4**

Integrated Manufacturing Facilities

**₹ 16,546 Mn**

Order Book

**400+**

Service Centres

**15**

Patents

All business and financial information in this report is as on 31<sup>st</sup> March, 2025

## FINANCIAL HIGHLIGHTS

**₹ 25,162 Mn**

Total Revenue

↑ 83.6% YoY growth

**₹ 6,030 Mn**

EBITDA

↑ 168.2% YoY growth

**₹ 4,084 Mn**

PAT

↑ 188.2% YoY growth

**₹ 34.0**

EPS

**0.1x**

Debt-Equity

**42.61%**

Return on Equity

**17.4%**

Revenue Contribution from Exports

**IND AA- Stable**

Credit Rating



# FOUR DECADES OF INNOVATION, ONE VISION OF EMPOWERMENT



**1982**

SSI unit started by the Patidar family

**1986**

Commencement of a full-fledged manufacturing unit

**1996**

Listed on the Bombay stock exchange

**2008**

Set up a separate SEZ Unit, expansion of main DTA Unit-total capacity of 5 lakhs Pumps

**2003**

Received quality marking system 'CE mark'; Exports extended to 20 countries

**2009**

Became the 1st company to received 5 Star Rating from BEE in the pumping segment

**2014**

Started solar Pumps-one of the first in the industry

**2018**

- Received R & D Recognition from Govt. of India, Ministry of Science & Tech (DSIR)
- Started Electronic & Control Division in 2018,

**2020**

Implementation of PM-KUSUM Scheme

**2019**

Recognised as an Innovative Energy Saving Product Company by CII

**2013**

Corporate Excellence Award at National Conclave 'Make In India'

**2025**

- Crossed ₹ 25,000 Mn in Revenue
- Certified as "Great Place to Work"
- Received Madhya Pradesh Best Employer Award, 2025
- Successfully completed QIP Issue of ₹ 2,926 Mn

**2023**

- Commenced operations in Uganda to supply solar powered water pumping system
- Received major orders from the Govt. of Haryana, Uttar Pradesh, Maharashtra
- Awarded Star Performer Award in the product group category at EEPC India National Awards for FY 2020-21

**2024**

- Successfully completed QIP Issue of ₹ 2,000 Mn
- Received 7 new patents in 2024
- Total 15 patents received till date

**2022**

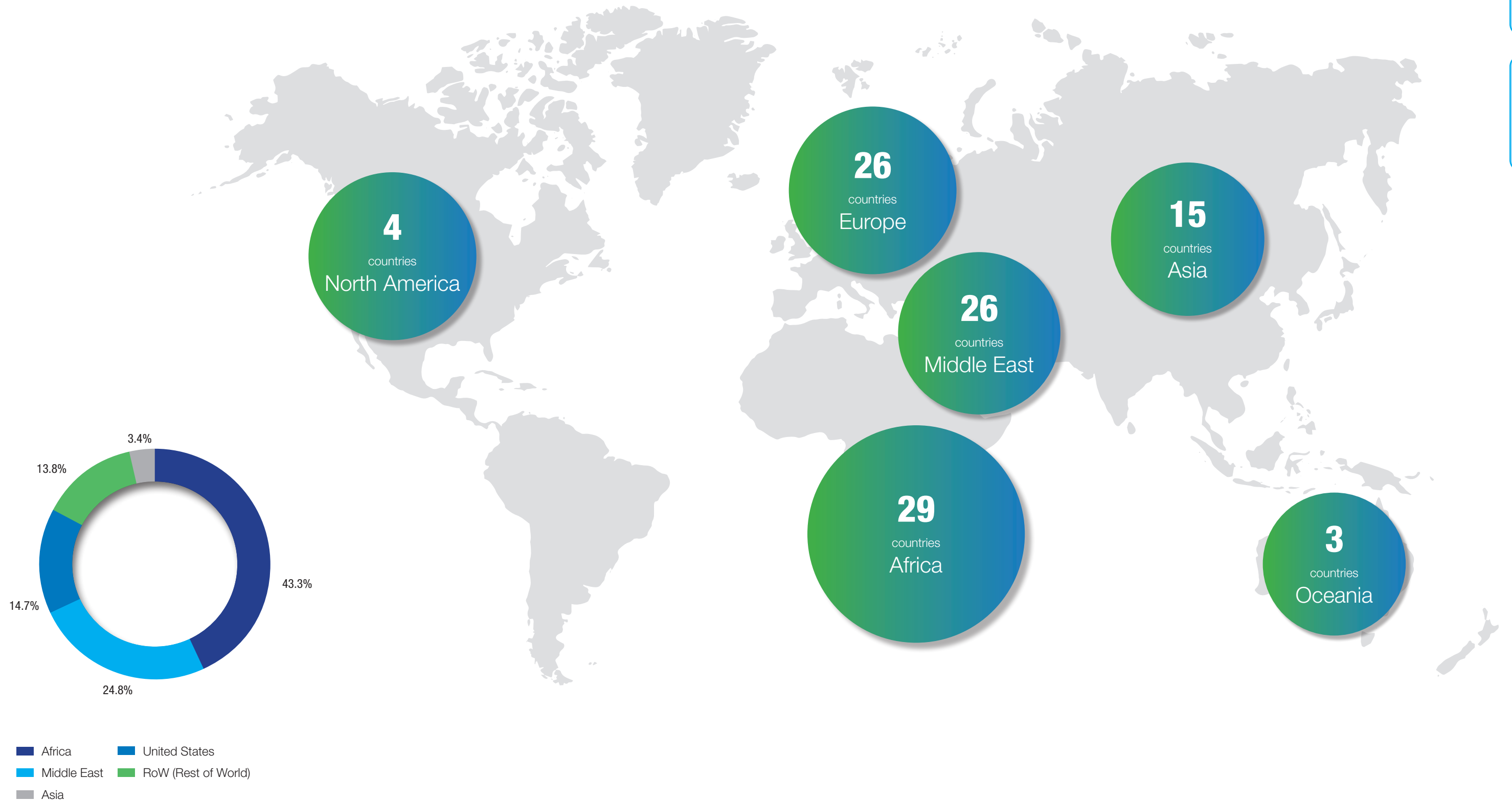
- Received 1st patent
- Received IMC RBNQ certificate of merit in the manufacturing category
- Received second patent from the US for making a high starting torque energy efficient motor

**2021**

- Formed a 100% Subsidiary to enter into EV Solutions like Motors, Controller, Chargers
- Phenomenal Arrival & Success of Plug N Play Pump



# LEADERSHIP THAT REFLECTS ON GROUND





## MILESTONE PROJECTS THAT DEFINE US

Over the years, Shakti Pumps has extended its engineering excellence beyond India's borders, undertaking marquee projects that underscore its global footprint. These international initiatives highlight the Company's ability to deliver sustainable, energy-efficient, and technologically advanced pumping solutions tailored to diverse geographies.



De-watering Project at Burj Khalifa, Dubai



De-watering Project at One Za'abeel Tower, Dubai



De-watering Project at Hyatt Place Hotel, Dubai



Fountain Pumps Project in USA




Maha Kumbh Mela, Uttar Pradesh


### Other Major Projects in India:



Bharat Mandapam, New Delhi




Akshardham Temple, New Delhi




Akshardham Temple, Ahmedabad, Gujarat



Statue of Unity, Gujarat



JK Temple, Kanpur, Uttar Pradesh



Anasagar Lake, Ajmer, Rajasthan



# LEADERSHIP THAT FLOWS WITH PURPOSE



**Our strategic roadmap remains sharply defined and thoughtfully executed, perfectly attuned to emerging opportunities. A pivotal aspect of our strategy involves establishing comprehensive solar PV manufacturing capabilities, Solar DCR Cells and Modules, thereby significantly contributing to India's solar self-reliance ambitions.**



## Dear Shareholders,

It gives me great pleasure to reflect on another remarkable year at Shakti Pumps—a year defined by robust performance, purposeful growth, and sustained innovation. Driven by our unwavering commitment to solar energy and sustainable water solutions, we continue to empower farmers and rural communities, both across India and globally. Our integrated capabilities, relentless focus on product innovation, and technological excellence have significantly reinforced our leadership position, enabling us to actively contribute to India's ambitious clean energy transition.

## Navigating Macro Trends

The past year underscored the necessity of adaptability in the face of evolving global economic conditions. Inflationary pressures and geopolitical tensions continued to pose challenges, reminding us of the importance of agility and foresight.

In contrast, India's resilient economy continued to inspire confidence, registering GDP growth of over 7%. More encouragingly, the government intensified its commitment to rural development, clean energy, and infrastructure—all areas intrinsically aligned with Shakti Pumps' mission.

Landmark initiatives such as PM-KUSUM, Magel Tyala Saur Krushi Pump Yojana (Maharashtra), and Pradhan Mantri Krishak Mitra Surya Yojana (Madhya Pradesh) have significantly bolstered the solar pump ecosystem, redefining energy access and sustainability at the grassroots level.

The industry landscape, too, witnessed heightened awareness, favourable policy shifts, and growing demand for integrated solar solutions. It is indeed an exciting era to lead and participate in India's green transformation.

## Operational Excellence

FY 2024–25 was marked by substantial operational advancements as we broadened our market presence and strengthened alignment with national renewable energy priorities.

Our leadership position in the solar pump segment was reinforced by extensive participation in government schemes, significantly expanding solar irrigation across Maharashtra, Rajasthan, Haryana, Uttar Pradesh, and Madhya Pradesh.

Despite logistical challenges, our agile supply chain and robust on-ground execution capabilities enabled us to consistently deliver large-scale projects. Our operational pipeline remains robust, buoyed by consistent order inflow and strategic new bids in states such as Punjab and Madhya Pradesh.

Our competitive advantage is further enhanced by our fully backward-integrated manufacturing model, allowing in-house production of pumps, motors, controllers, VFDs, and structures, ensuring unmatched quality control and operational efficiency.

Globally, our operational reach extended further as we consolidated our presence in over 100 countries, supported by reliable logistics, stringent certification standards, and enduring Retail partnerships. Our export business remains a crucial growth driver, achieving approximately 25% CAGR over the past four years. With successful projects in Haiti, Uganda, Bangladesh, and Nepal, along with increasing demand from the USA, Middle East, and Africa, we are confident in our ability to maintain this momentum.

**100** Countries

Global Presence

**25** % CAGR

in exports growth over the past 4 years

## Strategic Imperatives: Strengthening our Edge

Our strategic roadmap remains sharply defined and thoughtfully executed, perfectly attuned to emerging opportunities. A pivotal aspect of our strategy involves establishing comprehensive solar PV manufacturing capabilities, Solar DCR Cells and Modules, thereby significantly contributing to India's solar self-reliance ambitions.

Additionally, we are intensifying our green energy initiatives, focusing on advanced solar-powered pumps, motors, and control electronics. These offerings not only enhance agricultural productivity but also underline our deep commitment to sustainability.

Our international aspirations continue to mature, as we strengthen our global footprint, enhance our export capabilities, forge robust partnerships, and actively pursue new markets. Our extensive global reach, built on trust and reliability, underscores our readiness for accelerated growth.

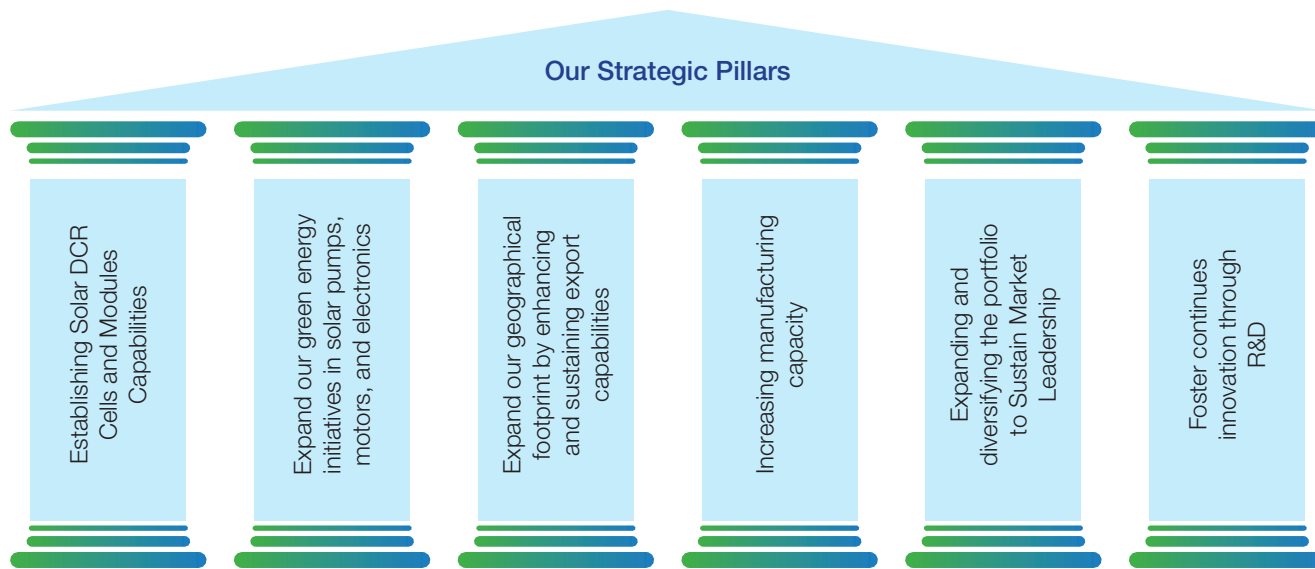


To support our ambitious growth objectives, we are significantly enhancing manufacturing capacities at our Pithampur facilities. Backed by an investment of ₹ 2,926 Mn raised through Qualified Institutional Placement (QIP) in July 2025, we aim to augment our infrastructure, automate operations, and fortify supply chain capabilities.

Further, we are actively diversifying our product portfolio, entering strategic segments such as solar rooftops, electric

vehicle components, and hybrid energy systems, ensuring our market leadership remains resilient and future-ready.

Lastly, innovation remains central to our vision. Our DSIR-recognised R&D centre continues to drive breakthrough developments, reflected by our extensive patent portfolio and pioneering technologies.



### Delivering Exceptional Financial Performance

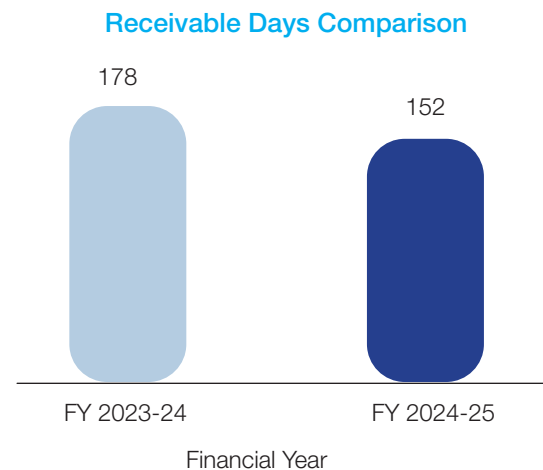
FY 2024–25 marked an extraordinary milestone as we delivered our strongest-ever financial performance. Revenue scaled to an all-time high of ₹ 25,162 Mn, registering a stellar 83.6% year-on-year growth. EBITDA grew by 168.2% to ₹ 6,030 Mn, reflecting a healthy margin of 24.0%. Profit After Tax surged by 188.2% to ₹ 4,084 Mn, with margins strengthening by 590 bps to 16.2%. This performance was underpinned by disciplined cost management, improved operating leverage, and execution excellence.

Beyond topline and profitability, our financial strength is also reflected in superior returns to shareholders. Earnings per Share (EPS) expanded sharply to ₹ 34.0, up from ₹ 12.8 in FY 2023–24, translating into an improvement of 2,120 bps. Return on Capital Employed (ROCE) surged to 43.9% compared to 24.5% a year ago, recording a growth of 1,940 bps. Return on Equity (ROE) too delivered an impressive uptrend, rising to 42.61% with a growth of 1,640 bps. These metrics underscore our commitment to generating sustainable and robust returns, while reinforcing investor confidence in our growth trajectory.

Prudent working capital management further fortified our financial position. Despite significant revenue expansion, receivable days reduced from 178 in FY 2023–24 to 152

in FY 2024–25, reflecting enhanced efficiency in cash conversion. Exports also demonstrated robust momentum, increasing by 52.7% to ₹ 4,368 Mn, reaffirming our competitive strengths and growing global acceptance of our offerings.

With a strong order book of ₹ 16,546 Mn, supported by a healthy mix of domestic and international opportunities, we have clear visibility into future growth. Our focus remains on sustaining this momentum, deepening operational excellence, and delivering long-term value for all stakeholders.



### Performance Snapshot

Particulars (in ₹ Mn)	FY 2023-24	FY 2024-25	%/ Bps Change
Revenue from Operations	13,707	25,162	+83.6%
EBITDA	2,248	6,030	+168.2%
EBITDA Margin %	16.4%	24.64%	+760 bps
PAT	1,417	4,084	+188.2%
PAT Margin %	10.3%	16.2%	+590 bps
Basic EPS (₹)	12.8	34.0	+165.6%

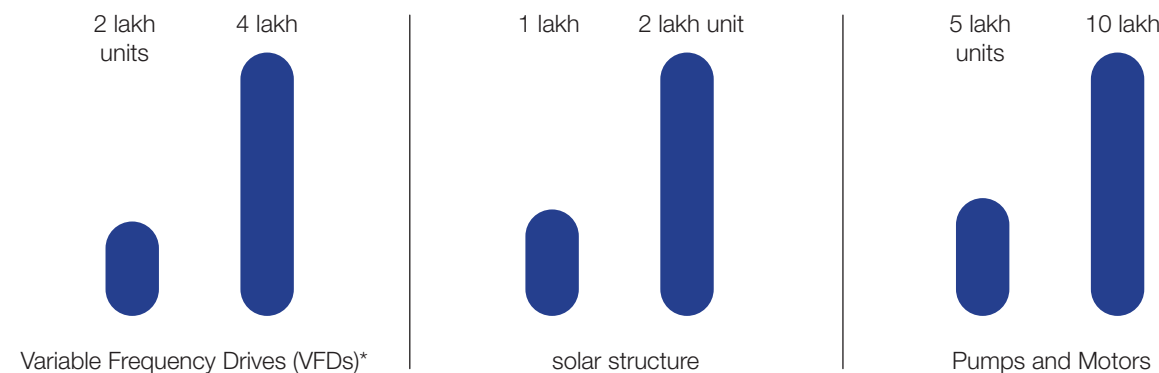
### Expanding Manufacturing Capabilities

During FY 2024–25, we accelerated investments in manufacturing capabilities to strengthen our growth momentum and meet rising market demand. Key milestones included the expansion of our Variable Frequency Drives (VFDs) and Inverter capacity from 2 lakh units to 4 lakh units annually, and the doubling of our solar structure manufacturing capacity from 1 lakh to 2 lakh units. In addition, a large-scale capacity expansion of Pumps and Motors everywhere in the document—from 5 lakh units to 10 lakh units per annum—is currently underway. These initiatives

significantly enhance our scale, strengthen execution capabilities, and reinforce our ability to deliver technologically advanced and energy-efficient solutions across diverse markets.

In line with our long-term strategy of backward integration, we also secured land from the Madhya Pradesh Government for setting up a Solar DCR Cells and Modules manufacturing facility. This project, currently under planning, will enable us to localise critical components, reduce dependency on external suppliers, and secure timely availability of solar modules—further fortifying our value chain resilience.

### Post Expansion Capacity



\* The expanded facility has become operational.

### Technological Leadership

At Shakti Pumps, technology remains our greatest differentiator. Our ongoing investments in intelligent solar pumping systems, energy-efficient motors, advanced VFDs, and smart monitoring solutions underline our commitment to innovation and customer-centric solutions. Supported by 15 patents and a dedicated, DSIR-recognised R&D facility, we continually set new standards in the industry.

### Way Forward

Looking ahead, our resolve to scale sustainably, innovate persistently, and create lasting impact remains unwavering. With robust manufacturing expansions, strategic investments, sustained innovation, and favourable policy frameworks, we are uniquely positioned to lead India's renewable energy ambitions.

### A Note of Gratitude

I extend my heartfelt gratitude to all stakeholders whose trust and support continue to fuel our journey. To our valued customers, your belief inspires us each day. To our employees, your dedication drives our achievements. To our investors, partners, and lenders, your support is our foundation. To our esteemed Board, your wisdom guides us forward. And finally, to the Government of India and various state agencies, your visionary policies continue to empower India's sustainable future.

Together, we are not merely powering pumps—we are empowering progress, purpose, and prosperity for all.

Warm regards,

**Dinesh Patidar**



# LEADERSHIP THAT FLOWS WITH PURPOSE



हमने भविष्य की रणनीति और लक्ष्यों को पूरा करने वाली एक विस्तृत योजना स्पष्टता के साथ और सोच-समझकर बनाई व लागू की है, जो तैयार हो रहे मौकों के साथ पूरी तरह से तालमेल में है। हमारी रणनीति का एक मुख्य पहलू बड़े पैमाने पर सोलर पीवी उत्पादन क्षमताओं, सोलर डीसीआर सेल्स और मॉड्यूल्स तैयार करने की कोशिश है, जिससे भारत की सौर आत्मनिर्भरता की महत्वाकांक्षाओं में बड़ा योगदान होगा।



## प्रिय शेयरधारकों,

मुझे शक्ति पंप्स में एक और अभूतपूर्व वर्ष के बारे में बात करते हुए प्रसन्नता हो रही है – एक वर्ष जो मजबूत प्रदर्शन, सार्थक विकास और लगातार नए आविष्कारों से भरा रहा। अक्षय ऊर्जा और टिकाऊ जल समाधानों के प्रति हमारी स्थायी प्रतिबद्धता के चलते हम भारत सहित वैश्विक स्तर पर किसानों और ग्रामीण समुदायों को सशक्त बनाते जा रहे हैं। हमारी एकीकृत क्षमताओं, प्रोडक्ट इनोवेशन और तकनीकी उत्कृष्टता पर निरंतर ध्यान ने हमारी लीडरशिप पोजीशन को मजबूत किया है, जिससे भारत के क्लीन एनर्जी क्षेत्र में हमारी भागीदारी और मजबूत हुई है।

## मौजूदा रुझानों के बीच दिशा

पिछले वर्ष में हमने जाना कि बदलते वैश्विक आर्थिक हालात में अनुकूलनशीलता जरूरी है। मुद्रास्फीति व भू-राजनीतिक तनाव जैसी चुनौतियाँ रहीं, और इसने तेजी व दूरदृष्टि की आवश्यकता की तरफ ध्यान दिलाया।

इसके विपरीत, भारत की मजबूत अर्थव्यवस्था ने विश्वास को और प्रबल किया, 7% से अधिक जीडीपी वृद्धि दर दर्ज की। सरकार ने ग्रामीण विकास, स्वच्छ ऊर्जा और आधारभूत संरचना के प्रति अपनी प्रतिबद्धता और गहरी की – यह सभी क्षेत्र शक्ति पंप्स के मिशन से जुड़े हैं।

प्रधानमंत्री-कुसुम, मागेल त्याला सौर कृषि पंप योजना” (महाराष्ट्र) और “प्रधानमंत्री कृषक मित्र सूर्य योजना” (मध्य प्रदेश) जैसी पहलों ने सौर पंप प्रणाली को नया रूप दिया है। नीतिगत बदलाव, एकीकृत सौर समाधानों की बढ़ती मांग, और जागरूकता से उद्योग जगत में नई ऊर्जा आई है। यह भारत के हरित बदलाव में हिस्सा लेने का एक बहुत प्रेरक समय है।

## संचालन में उत्कृष्टता

वित्त वर्ष 2024-25 हमारे लिए महत्वपूर्ण प्रगति का वर्ष रहा, जिसमें हमने बाजार उपस्थिति बढ़ाई और राष्ट्रीय अक्षय ऊर्जा प्राथमिकताओं से सामंजस्य बढ़ाया। महाराष्ट्र, राजस्थान, हरियाणा, उत्तर प्रदेश और मध्य प्रदेश में सरकारी योजनाओं में भागीदारी से हमारी सोलर पम्पस डिवीजन में स्थिति मजबूत हुई।

परिवहन चुनौतियों के बावजूद, हमारी तेज़ सप्लाय चैन और मजबूत ग्राउंड टीम ने बड़े पैमाने की परियोजनाएं पूरी कीं।



पंजाब व मध्य प्रदेश जैसे राज्यों में नए टेंडर के साथ हमारा संचालन और ऑर्डर फ्लो लगातार मजबूत है। पूरी तरह इंटीग्रेटेड मैन्युफैक्चरिंग मॉडल के कारण हम पंप, मोटर, कंट्रोलर, वीएफडी और स्ट्रक्चर खुद ही एक ही छत के नीचे बनाते हैं; इससे गुणवत्ता और दक्षता बेजोड़ होती है।

अंतरराष्ट्रीय स्तर पर भी, विश्वसनीय लॉजिस्टिक्स, प्रमाणन, और रीटेल भागीदारियों के साथ हमने 100 से अधिक देशों में उपस्थिति सशक्त की। निर्यात व्यापार 25% सीएजीआर की दर से बढ़ा है। हैती, युगांडा, बांग्लादेश, नेपाल जैसे देशों में सफल परियोजनाएं, तथा अमेरिका, मध्य-पूर्व और अफ्रीका से बढ़ती मांग हमें भविष्य के लिए आश्वस्त करती है।

## इन्फोग्राफिक्स:

- 100 देशों में उपस्थिति: हमारी वैश्विक पहुँच।
- 25% CAGR: पिछले 4 वर्षों में निर्यात में वृद्धि।

## रणनीतिक प्राथमिकताएँ: प्रतिस्पर्धात्मक बढ़त को मजबूत करना

हमारी रणनीतिक रोडमैप अवसरों के अनुरूप बनी और लागू की गई है। सोलर पीवी निर्माण, डीसीआर सेल्स और मॉड्यूल्स की स्थापना सहित, हम भारत की सोलर आत्मनिर्भरता के लक्ष्य में मदद कर रहे हैं। साथ ही, ग्रीन एनर्जी पहलों में तीव्रता लाने, उन्नत सौर पंप, मोटर्स और इलेक्ट्रॉनिक्स पर भी ध्यान केंद्रित कर रहे हैं। अंतरराष्ट्रीय स्तर पर विस्तार, निर्यात क्षमताओं का सुदृढीकरण, मजबूत साझेदारियाँ और नए बाजारों की तलाश जारी है।

महत्वाकांक्षा पूर्ण वृद्धि के लिए पीथमपुर फैसिलिटीज पर निर्माण क्षमताओं का विस्तार किया जा रहा है। जुलाई 2025 में क्वालिफाइड इंस्टीट्यूशनल प्लेसमेंट (QIP) से जुटाए गए ₹2,926 मिलियन के निवेश से इंफ्रास्ट्रक्चर, ऑटोमेशन, और सप्लाय चैन को मजबूत बनाया जा रहा है। उत्पाद विविधीकरण के तहत, सोलर रूफटॉप, इलेक्ट्रिक वाहन पुर्जों, और हाइब्रिड एनर्जी सिस्टम जैसे क्षेत्रों में शुरुआत की है। इनोवेशन हमारे विज्ञान का केंद्र है; हमारे DSIR मान्यता प्राप्त R&D केंद्र ने पेटेंट और नई तकनीकों के जरिये प्रगति की है।



## हमारी रणनीतिक दिशाएँ:

- डीसीआर- सोलर सेल और सोलर मॉड्यूल स्थापित करना।
- सोलर पंप, मोटर, और इलेक्ट्रॉनिक्स में हरित ऊर्जा पहल का विस्तार।
- निर्यात क्षमता बढ़ाकर वैश्विक उपस्थिति का विस्तार।
- विनिर्माण क्षमता में वृद्धि।
- बाजार नेतृत्व बनाए रखने के लिए उत्पाद संग्रह का विस्तार और विविधीकरण।
- अनुसंधान और विकास के माध्यम से लगातार नए आविष्कार।

## वित्तीय प्रदर्शन में उत्कृष्टता

वित्तीय वर्ष 2024-25 में अब तक का सबसे मजबूत वित्तीय प्रदर्शन रहा – राजस्व 25,162 मिलियन तक पहुंचा (वर्ष दर वर्ष 83.6% वृद्धि)। EBITDA 168.2% बढ़कर 6,030

मिलियन (24% मार्जिन), तथा कर पश्चात लाभ 188.2% बढ़कर 4,084 मिलियन (16.2% मार्जिन) रहा। अनुशासित लागत नियंत्रण व परिचालन दक्षता ने इसमें योगदान दिया। प्रति शेयर आय (EPS) पहुंची 34.0 (पिछले वर्ष के 12.8 से 2,120 bps वृद्धि), ROCE हुआ 43.9% (पिछले वर्ष 24.5% से), और ROE हुआ 42.61% (पिछले वर्ष से 1,640 bps की वृद्धि)।

सावधानीपूर्वक कार्यशील पूंजी प्रबंधन ने हमारी वित्तीय स्थिति को और भी मजबूत किया। प्राप्त करने की अवधि (Receivable Days) वित्तीय वर्ष 2023-24 के 178 दिनों से घटकर 2024-25 में 152 दिन हो गई, जो नकदी बदलाव में बेहतर दक्षता दिखाता है। 16,546 मिलियन के ऑर्डर बुक के साथ भविष्य के लिए साफ दृष्टि है। हमारा मुख्य उद्देश्य इस गति को जारी रखते हुए ऑपरेशनल एक्सीलेंस और आने वाले समय में वैल्यू क्रिएशन पर कायम रहना है।

(विवरण)	FY 2023-24	FY 2024-25	%/ बीपीएस परिवर्तन
परिचालन से राजस्व (₹ Mn)	13,707	25,162	+83.6%
ईबीआईटीडीए (₹ Mn)	2,248	6,030	+168.2%
ईबीआईटीडीए मार्जिन %	16.4%	24.64%	+760 बीपीएस
कर उपरांत लाभ (₹ Mn)	1,417	4,084	+188.2%
(पीएटी मार्जिन %)	10.3%	16.2%	+590 बीपीएस
(प्रति शेयर आय (₹))	12.8	34.0	+165.6%

## उत्पादन क्षमताओं का विस्तार

वित्तीय वर्ष 2024-25 में, हमने बढ़ती बाजार माँग को पूरा करने और अपने विकास को गति देने के लिए उत्पादन क्षमताओं में निवेश बढ़ाया। हमने वेरिएबल फ्रीक्वेंसी ड्राइव्स (VFDs) और इन्वर्टर की उत्पादन क्षमता को 2 लाख यूनिट से बढ़ाकर 4 लाख यूनिट प्रतिवर्ष किया। साथ ही, सोलर स्ट्रक्चर की निर्माण क्षमता को 1 लाख से बढ़ाकर 2 लाख यूनिट प्रतिवर्ष किया गया। इसके अलावा, पंप और मोटर की क्षमता को 5 लाख से 10 लाख यूनिट प्रतिवर्ष तक बढ़ाने का कार्य प्रगति पर है। ये प्रयास हमारी उत्पादन क्षमता को बढ़ाते हैं, परियोजना निष्पादन को मजबूत करते हैं, और विविध बाजारों में ऊर्जा-कुशल समाधान प्रदान करने की हमारी ताकत को और सशक्त करते हैं।

बैकवर्ड इंटीग्रेशन की दीर्घकालिक रणनीति के अनुरूप हमने मध्य प्रदेश सरकार से भूमि प्राप्त की है, जहाँ एक सोलर डीसीआर सेल्स और मॉड्यूल्स उत्पादन संयंत्र स्थापित किया जाएगा। यह परियोजना, जो अभी योजना चरण में है,

हमें महत्वपूर्ण हिस्सों का स्थानीय उत्पादन करने, बाहर के आपूर्तिकर्ताओं पर निर्भरता कम करने और सोलर मॉड्यूल्स की समय पर उपलब्धता सुनिश्चित करने में सक्षम बनाएगी—जिससे हमारी मूल्य व्यवस्था की मजबूती और बढ़ेगी।

## प्रौद्योगिकीय नेतृत्व

शक्ति पंप्स में प्रौद्योगिकी हमारी सबसे बड़ी ताकत है। हम स्मार्ट सोलर पंपिंग सिस्टम, ऊर्जा-कुशल मोटर, उन्नत VFDs, और स्मार्ट मॉनिटरिंग समाधानों में लगातार निवेश कर रहे हैं। यह नए बदलाव और ग्राहक-केंद्रित समाधानों के प्रति हमारी प्रतिबद्धता को दर्शाता है। 15 पेटेंट और DSIR-मान्यता प्राप्त अनुसंधान व विकास केंद्र के समर्थन से, हम उद्योग में नए मानक स्थापित कर रहे हैं।

## रणनीतिक प्रगति की राह

आगे बढ़ते हुए, हम टिकाऊ विकास, लगातार नए आविष्कार, और सभी हितधारकों के लिए दीर्घकालिक मूल्य सृजन के प्रति प्रतिबद्ध हैं। मजबूत उत्पादन क्षमता विस्तार, रणनीतिक निवेश, निरंतर अनुसंधान, और अनुकूल नीतियों के समर्थन से, हम भारत की नवीकरणीय ऊर्जा आकांक्षाओं को गति देने के लिए तैयार हैं।

## आभार संदेश

मैं हमारे सभी हितधारकों के प्रति अपनी गहरी कृतज्ञता व्यक्त करता हूँ, जिनके विश्वास और सहयोग ने हमारी प्रगति की यात्रा को निरंतर सशक्त बनाया है। हमारे ग्राहकों का विश्वास हमें उत्कृष्टता के प्रति समर्पित रखता है। हमारे कर्मचारियों का परिश्रम और निष्ठा हमारी उपलब्धियों की आधारशिला है। हमारे

निवेशकों, साझेदारों और वित्तीय सहयोगियों का अटूट समर्थन हमारे विकास की मजबूत नींव है। हमारे माननीय निदेशक मंडल की दूरदृष्टि और मार्गदर्शन हमें सही दिशा प्रदान करते हैं। भारत सरकार तथा विभिन्न राज्य एजेंसियों की प्रगतिशील नीतियाँ भारत के सतत ऊर्जा भविष्य को गति प्रदान कर रही हैं। हम साथ मिलकर केवल पम्पों को ऊर्जा नहीं दे रहे हैं, बल्कि समाज के लिए प्रगति, उद्देश्य और समृद्धि का मार्ग प्रशस्त कर रहे हैं।

आगे की राह में, हम न केवल ऊर्जा क्रांति का हिस्सा बनेंगे, बल्कि हर शेयरधारक को इस यात्रा का सच्चा साथी मानते हुए, हम एक ऐसे भविष्य का निर्माण करेंगे जहाँ टिकाऊ विकास और समृद्धि हर किसी की पहुँच में हो। आपका विश्वास हमारी सबसे बड़ी शक्ति है - आइए मिलकर सूर्य की किरणों को हर खेत, हर घर तक पहुँचाएँ, और एक हरित, समृद्ध भारत का सपना साकार करें।

सादर,  
**दिनेश पाटीदार**





# VALUE CREATION THROUGH STRATEGIC CAPITAL ALLOCATION

## FINANCIAL CAPITAL

- › Equity Share Capital: ₹ 1,202.10 Mn
- › Capital Employed: ₹ 13,236.73 Mn

## MANUFACTURED CAPITAL

- › 4 plants across 25+ acres
- › Pumps & Motors: 5,00,000
- › Inverters & VFD's: 4,00,000\*
- › Structure: 2,00,000\*
- › EV: Charger and Controller - 2,00,000 Motors: 2,00,000

## INTELLECTUAL CAPITAL

- › 15 Patents
- › In-house DSIR certified R&D
- › RMS App & Simha Drive
- › R&D wing supported by IIT Delhi

### CAPITAL ENGAGED → INPUTS

## HUMAN CAPITAL

- › 1,734 Total Employees
- › ₹ 1,009.87 Mn Total employee cost
- › 71 Trainings provided on Health and Safety

## SOCIAL & RELATIONSHIP CAPITAL

- › Presence in 100+ countries
- › 500+ dealers in India
- › 400+ Service Centers

## NATURAL CAPITAL

- › Solar-centric product design
- › Water-efficient systems

## VALUE CREATION PROCESS



### VISION

To become a company that constantly strives for quality and customer satisfaction by providing the best pumping solutions with global benchmarks and to be a company which integrates Health, Safety and Environmental considerations into all its business decisions and activities, such there will be Zero accident; Zero liquid discharge; Zero carbon footprint.



### CORE PURPOSE

To enable the optimum use of water for domestic as well as commercial purposes.



### VALUES

Environmental Sustainability  
Social Responsibility



### MISSION

To work relentlessly towards coming closer to our vision statement by offering the best working environment and training focusing on integrity and ethics.

To empower the workforce to offer products and services that exceed customer expectations by providing value for money and ensuring handsome returns to our employees and shareholders.

To create a safe workplace by reducing injuries, accidents, and environmental impact for current and future generations.

### Our Strategical Imperatives:

- › Establishing 2.2 GW Solar DCR Cells and Modules
- › Expand our green energy initiatives in solar pumps, motors, and electronics
- › Expand our geographical footprint by enhancing and sustaining export capabilities
- › Increasing manufacturing capacity
- › Expanding and diversifying the portfolio to sustain market leadership
- › Foster continuous innovation through R&D

## OUR STRENGTHS



4+ decades of experience



Leading player in the Solar Pumps industry



Strong Industry Tailwinds provides further opportunity to grow



Diversified product range



Diversified customer mix



Diversified across geographies

- › Revenue: ₹ 25,162 Mn
- › EBITDA: ₹ 6,030 Mn
- › Order Book: ₹ 16,546 Mn
- › ROE: 42.61%

- › 1,200 product variants

- › 50–60% more discharge in solar pumps
- › Enhanced energy efficiency
- › New tech rollouts

### OUTPUT

- › 73.4% Employee Retention rate

- › 1.52 lakh solar pump installations
- › 100+ Countries served
- › International Uganda Project - Under Progress
- › High customer satisfaction

- › Lower emissions
- › Clean energy transition support
- › Alignment with SDG 6 & national policies

\*Post Expansion



# DIVERSIFIED SOLAR SOLUTIONS FOR A SUSTAINABLE TOMORROW

Rooted in precision engineering and a commitment to sustainability, SPIL's product portfolio is crafted to support essential applications across agriculture, infrastructure and renewable energy. From high-efficiency pumps to advanced solar-powered systems, the Company offers integrated solutions that address evolving water and energy needs—ensuring consistent performance across diverse operating environments and geographies.



## PUMPS



### Submersible Pumps

High-efficiency stainless steel pumps for irrigation, pressure boosting, groundwater lowering, and industrial applications.




### Solar Pumps

Energy-efficient solutions for daytime irrigation, suitable for rural and off-grid areas with power ranges from 900W to 4800W.



### Vertical Multistage Centrifugal Pumps

Compact, non-self-priming systems ideal for potable water and chemical transfer.



### Monoblock End Suction Pumps

Single-stage centrifugal pumps used in water supply, pressure boosting, and liquid transfer.



### Pressure Booster Pumps

Compact horizontal multistage pumps for fluid circulation in Diverse applications including fluid transfer and circulation, pressure boosting, domestic use, and air-conditioning systems.



### Open-well Pumps

Dynamically balanced for low vibration, suitable for small farms, high-rises, fountains, and gardening.




### Wastewater Pumps

Stainless steel pumps designed to handle waste-water with suspended solids up to 50 mm.

Plug and Play Pumps: Easy-to-install 2-wire motor pumps suitable for domestic water supply and borewells.



## MOTORS



### Submersible Motors

Water-lubricated, maintenance-free motors for dependable operation in larger wells.



### Surface Motors

Double-shielded, dynamically balanced motors for industrial use in mills and compressors.



### EV Motors

AC 3-phase motors for steering systems, compressors, cranes, and lifts.



### Start Synchronous Motors

High-efficiency motors offering stable startup for large diameter operations.

## CONTROLLERS, INVERTERS & ACCESSORIES



### Kalpavriksha Solar Pump Controller

Optimised for single-source solar power use in agricultural equipment.



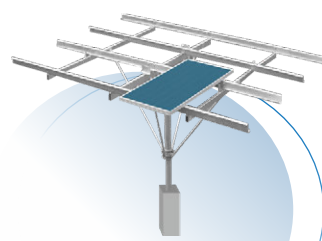
### Shakti Solar Simha Drive

Soft start/stop solution for agricultural and industrial motors.



### Shakti RMS/IoT Dongle

Remote-controlled monitoring with built-in GSM, Wi-Fi, and Bluetooth.



### Solar Module Mounting Structures

Robust structures designed to withstand high wind speeds for rooftop and field installations.



### Sun Shakti Hybrid Inverter

Transformer-less grid-tie inverters for rooftop solar installations



### DU/DT Filter

Protects systems from voltage spikes and reduces bearing currents.



### Nandi

Mobile app-controlled solution for data logging and system monitoring.

## SOLAR ROOFTOP



### Mounting Structures

Engineered to perfection with robust design, unmatched durability, and efficient space utilisation.



### Sunshakti 2.0 Gridtie Inverter (Single Phase)

A high-performance, transformer-less grid-tie inverter with high switching frequency and IP65 ingress protection.



### Kalpavriksha Gridtie Inverter (3–10 kW; 3 Phase)

Optimised for single-source solar power use in agricultural equipment.

## EV MOTORS & CONTROLLER




### EV Steering & Compressor Motors

High-performance motors with advanced cooling systems and IP67 rating, ensuring superior reliability and durability.



### Controllers

Critical EV components that regulate power distribution, optimise motor control, and enhance overall vehicle performance.



### EV Chargers

Efficient single-phase charging solutions for electric 2-wheelers and 3-wheelers, compatible with both lithium-ion and lead-acid batteries.





# RIDING THE GREEN ENERGY WAVE

Shakti Pumps is strategically positioned to tap into India’s fast-evolving energy and agricultural ecosystems, driven by major policy interventions and sustainable development imperatives. Multiple tailwinds—including public schemes, green energy transitions, and the rural electrification agenda—present an expanding horizon of opportunity for the Company to scale its solar and pump solutions across India and international markets.

## RAPID EXPANSION IN SOLAR PUMP ADOPTION

The Indian solar pumps market is experiencing a rapid and transformative growth phase, expanding from ₹3 Bn in FY 2018-19 to ₹43 Bn in FY 2023-24. This strong momentum is projected to continue, with the market expected to reach ₹175 Bn by FY 2028-29, reflecting an impressive CAGR of 32.6% over FY 2023-24– FY 2028-29.

### Benefits to Farmers

- Reliable power supply enables farmers to adopt micro-irrigation, leading to improved crop quality and higher earnings
- Solar connections provide farmers with instant access to energy, eliminating the typical three-year wait due to application backlogs
- With solar solutions and RMS-based pump control, farmers achieve energy independence and greater self-reliance
- By adjusting drive frequency to match specific water needs, farmers are able to conserve water effectively

### Benefit to DISCOMs

- Zero capital investment with reduced financial burden from maintenance costs and operational losses
- Eliminates the need to supply free power to farmers, easing the tariff subsidy burden on state governments
- Supports DISCOMs in achieving RPO targets and fulfilling international commitments for CO<sub>2</sub> emission reduction
- Saves extensive land resources otherwise required for establishing generation, transmission, and distribution networks

### SPIL's Take

Shakti Pumps has established itself as one of India’s leading manufacturers of Pump and Motors, with a current installed capacity of 5 lakh Pump and Motors per annum. This includes complete in-house manufacturing of critical components such as pumps, motors, controllers, and VFDs—ensuring quality, efficiency, and reliability. In response to growing demand from government schemes and international markets, the Company is now undertaking a strategic expansion to double its solar pump manufacturing capacity. This enhanced capacity will significantly bolster Shakti’s ability to meet rising rural irrigation needs and support India’s broader push for decentralised solar energy adoption.

**5** LAKH +

Pumps and Motors installed Capacity



Corporate Overview

Statutory Reports

Financial Statements

## STRONG POLICY TAILWINDS

The Government’s strong policy push is accelerating solar pump adoption across India. Under the PM-KUSUM scheme, 4.9 Mn solar pumps are targeted for installation, with 0.8 Mn already deployed. State-level programmes like Magel Tyala Saur Krishi Pump Yojana (Maharashtra) and Pradhan Mantri Krishak Mitra Surya Yojana (Madhya Pradesh) plan to add another 6.5 Mn pumps collectively. Additionally, the Jal Jeevan Mission, with an outlay of 3.6 tn, is creating large-scale opportunities for both conventional and solar pump manufacturers to support rural water infrastructure.

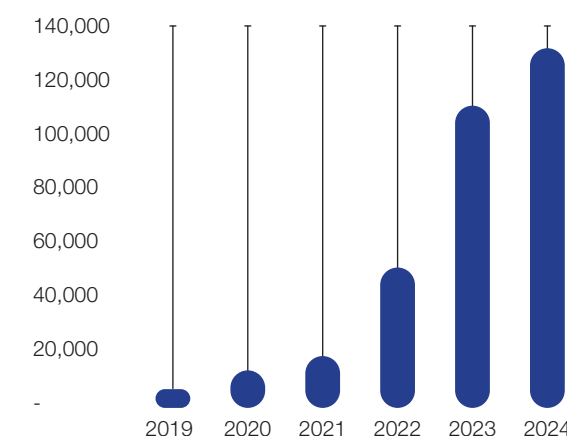
### SPIL's Take

The Company is actively participating in government tenders, expanding empanelments, and aligning product innovation with DCR (Domestic Content Requirement) norms to maximise eligibility and competitiveness. Moreover, under Component B of the PM-KUSUM scheme, a total of 1.22 Mn standalone solar pumps have been sanctioned, with 0.77 Mn already installed (63% implementation rate). Shakti Pumps has successfully installed 1,52,594 pumps, commanding a ~25% market share nationwide. The Company holds significant presence in key states which includes Rajasthan, Haryana, Punjab, and Uttar Pradesh—reinforcing its leadership in solar pump deployment across India as of 31st March 2025.

## INDIA'S BOOMING EV MARKET

India’s EV market is expanding, driven by increasing affordability, wider charging infrastructure, and a narrowing price gap with conventional vehicles. According to S&P Global, rapid growth is expected, with the government targeting EVs to account for 30% of passenger vehicle sales by FY 2029-30, supported by subsidies, financing, and infrastructure development. S&P Global Mobility also estimates that passenger EV production in 2024 grew 22.5% year-on-year to about 1,25,500 units.

### Passenger EV production in India 2019-2024





The Indian Electric Vehicle (EV) industry is on a fast track, with annual sales expected to reach 10 Mn units by 2030, growing at a CAGR of 49% between 2022 and 2030. This surge is driven by favourable policies, increasing fuel costs, rising environmental awareness, and government-backed initiatives such as FAME II and state-level EV subsidies.

**10** Mn units

Expected EV sales by 2030

#### SPIL's Take

Recognising the immense potential of electric mobility and its alignment with climate goals, Shakti Pumps established Shakti EV Mobility Private Limited as a wholly owned subsidiary in December 2021. The subsidiary is focused on the manufacturing and sale of EV motors, controllers, chargers, and related components. Backed by a Board-approved investment plan of ₹1,143 Mn, with ₹500 Mn already infused, the Company is committed to building a strong presence in the EV component space.

Shakti EV has already developed solutions for the two-wheeler, three-wheeler, and four-wheeler segments, and continues to invest in product testing and development. Reinforcing its innovation-driven approach, the Company was recently granted a patent for its "Stack Assembly for Permanent Magnet Rotor", a breakthrough that enhances motor efficiency and performance—solidifying Shakti's position as a future-ready player in India's fast-growing EV ecosystem.

**₹ 1,143** Mn

Board-approved investment plan

#### PM SURYA GHAR: MUFT BIJLI YOJANA – A GROWING ROOFTOP SOLAR OPPORTUNITY

Launched in February 2024, the PM Surya Ghar: Muft Bijli Yojana aims to install rooftop solar panels across 10 mn Indian households, offering up to 40% subsidy and enforcing DCR compliance to promote domestic manufacturing. In its first year, over 0.86 Mn systems were installed with ₹49.66 Mn in subsidies disbursed—underscoring the scheme's rapid adoption.



**10** Mn Indian households

PM Surya Ghar: Muft Bijli Yojana rooftop solar target

#### SPIL's Take

SPIL is actively aligning its product offerings and manufacturing capabilities to serve this fast-growing segment. With in-house production of DCR-compliant components and strong backward integration, the Company is well-positioned to tap into rooftop solar demand while supporting India's clean energy and localisation goals.

#### RISING DEMAND FOR SMART, TECHNOLOGY-ENABLED PUMPING SOLUTIONS

With the growing emphasis on precision agriculture, water efficiency, and remote monitoring, there is an increasing demand for smart pumping systems equipped with IoT-based controls, real-time data analytics, and remote diagnostics. These solutions are particularly relevant for off-grid and rural applications, where digital enablement ensures better energy management, predictive maintenance, and enhanced system reliability.

#### SPIL's Take

Shakti Pumps has been at the forefront of integrating technology into its product ecosystem. The Company offers advanced solar pumping solutions embedded with smart controllers, remote monitoring capabilities, and mobile-based interfaces, enabling farmers to manage irrigation systems efficiently and reduce downtime. Backed by its DSIR-recognised R&D centre and 15 patents, Shakti is committed to developing intelligent, user-friendly, and future-ready solutions—positioning itself as a key enabler of digitally empowered agriculture.



#### RISING OPPORTUNITY IN SOLAR PUMP MARKET

The global solar pump market is witnessing robust expansion, having grown from ₹229 Bn in CY 2019 to ₹439 Bn in CY 2024. This momentum is expected to continue, with the market projected to reach ₹942 Bn by CY 2029, registering a strong CAGR of 15.6% between CY 2024 and CY 2029. This growth is driven by increasing emphasis on clean energy, water access, and agricultural sustainability. With its leadership in solar pumping solutions and backward-integrated manufacturing, Shakti Pumps is well-positioned to capitalise on this surge in global demand.

#### SPIL's Take

Shakti Pumps has firmly established itself as a trusted global supplier of advanced water pumping systems and industrial motors and pumps, catering to over 100 countries. In FY 2024–25, the Company generated ₹4,368 Mn from exports, contributing 17% to its total revenue. Backed by its SEZ-dedicated facility and adherence to international quality standards, Shakti's export business has grown at an impressive CAGR of 24.8% over FY 2021–25. With a diversified global presence and a focus on energy-efficient solutions, the Company is well-positioned to scale its footprint in the rapidly expanding global solar pump market.



# STRATEGIC ROADMAP FOR SUSTAINED GROWTH

1

## ESTABLISH SOLAR DCR CELLS AND MODULES CAPABILITY

India's solar DCR cell manufacturing capacity is stood at around 13 GW in March 2024. SPIL aims to capitalise on this growing demand by expanding into upstream manufacturing. Through its wholly owned subsidiary, Shakti Energy Solutions Limited (SESL), the Company plans to establish a Greenfield solar DCR cell and high-efficiency PV module manufacturing project with a capacity of 2.2 GW. This forward integration will strengthen supply chain control, improve cost efficiency, elevate product quality, and reduce dependency on external vendors—positioning Shakti for enhanced competitiveness in the solar energy value chain.

2

## EXPAND OUR GREEN ENERGY INITIATIVES IN SOLAR PUMPS, MOTORS, AND ELECTRONICS

As an early entrant in the solar energy space, Shakti Pumps has played a pivotal role in government led schemes such as PM-KUSUM. The Company is now deepening its participation in emerging initiatives like the Magel Tyla Saur Krushi Pump Yojana and PM Surya Ghar. Its active engagement with the International Solar Alliance further ensures that Shakti remains aligned with global best practices and technological advancements, reinforcing its leadership in the renewable energy sector.

3

## EXPAND OUR GEOGRAPHICAL FOOTPRINT BY ENHANCING AND SUSTAINING EXPORT CAPABILITIES

Through its overseas subsidiaries and branch offices, SPIL is enhancing its global footprint by initiating direct retail sales, aimed at diversifying and deepening its presence in export markets. The ongoing execution of a solar-powered water pumping project in Uganda marks a strategic entry into the African continent, creating a foundation for future growth across similar geographies. With operations spanning over 100 countries—including key markets such as India, the USA, Europe, and the Middle East—the Company is well-positioned to capitalise on rising global demand for sustainable pumping solutions.

4

## INCREASE MANUFACTURING CAPACITY

Current Capacity	
Product Category	Current Capacity
Pumps and Motors	5,00,000 units
Inverters and variable frequency drives	2,00,000 units
Structures	1,00,000 units
Post Expansion Capacity	
Pumps and Motors	10,00,000 units
Inverters and variable frequency drives	4,00,000 units
Structures	2,00,000 units

The Company views this expansion as a strategic move to meet the increasing demand from its established clientele while broadening its reach to new customer segments. To enable this growth, it intends to augment its manufacturing capacities across the existing product portfolio.

*\*Our expanded capacity of Inverters & variable frequency drives and structures is operational.*

5

## EXPAND AND DIVERSIFY THE PORTFOLIO TO SUSTAIN MARKET LEADERSHIP

SPIL commenced its journey with the manufacturing of electrical pumps and motors and has since transformed into a renewable energy-focused enterprise. This evolution has been propelled by a skilled workforce, advanced R&D capabilities, and the strategic vision of its Promoters. To sustain its leadership position, the Company aims to further expand and diversify its product portfolio, offering innovative, technology-driven solutions that align with the evolving needs of its customers and the dynamic energy landscape.

6

## FOSTER CONTINUOUS INNOVATION THROUGH R&D

Innovation remains central to Shakti Pumps' growth strategy. The Company is committed to driving continuous improvement through its in-house R&D capabilities, which focus on developing energy-efficient, high-performance solutions tailored to global needs. By investing in advanced technologies, process automation, and product innovation, SPIL aims to strengthen its competitive edge, enhance value for customers, and remain at the forefront of the renewable energy and water solutions industry.





## Financial Capital

# STRENGTH IN NUMBERS

SPIL delivered a remarkable financial performance in FY 2024-25, reporting its highest-ever revenue of ₹25,162 Mn, up 83.6% YoY, and a PAT of ₹4,084 Mn, up 188.2% YoY. The strong topline growth was driven by robust performance in both domestic and export markets, with margins and profitability further supported by a sustained focus on operational efficiencies. Shakti Pumps closed FY 2024-25 with a significantly strengthened consolidated balance sheet, reflecting robust operational performance and prudent capital management.

The Company's financial prudence was evident in FY 2024-25 with a significant reduction in receivable days—from over 178 to 152—despite higher revenues. The export business also maintained strong momentum, growing 52.7% YoY to ₹4,368 Mn, supported by a solid presence across the USA, Africa, Asia, and the Middle East, ensuring long-term stability and sustainability.

The total consolidated assets increased to ₹19,744 Mn in FY 2024-25, up from ₹14,503 Mn in FY 2023-24. This growth was primarily supported by:

- Enhanced investments in backward integration facilities
- Deployment of capital towards manufacturing automation
- Higher receivables and inventories in line with increased order inflows

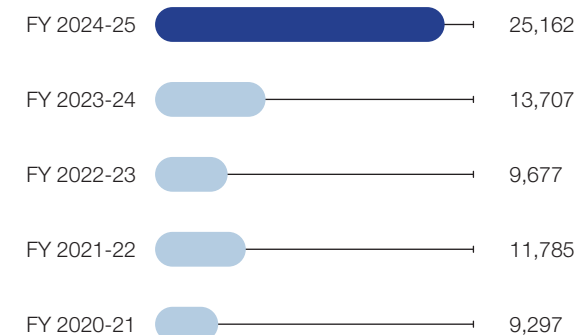
- Strengthened liquidity with cash and bank balances of ₹570 Mn

The increase in assets mirrors the execution of the Company's long-term strategy, with a focused approach on self-reliance in core manufacturing components and technology infrastructure. Additionally, the growth in fixed assets is aligned with the expanding order book and diversified sectoral reach across solar, agriculture, industrial, and EV verticals.

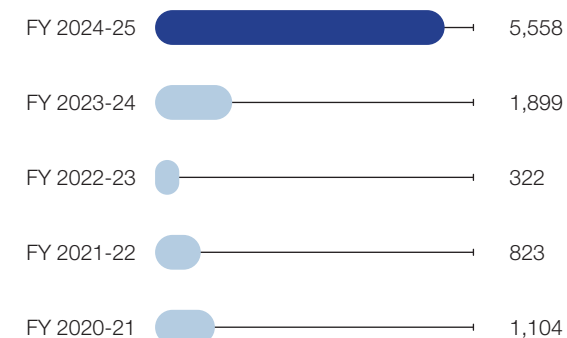
Overall, the healthy balance sheet not only reflects the Company's robust financial fundamentals but also its readiness to scale efficiently while preserving fiscal discipline.



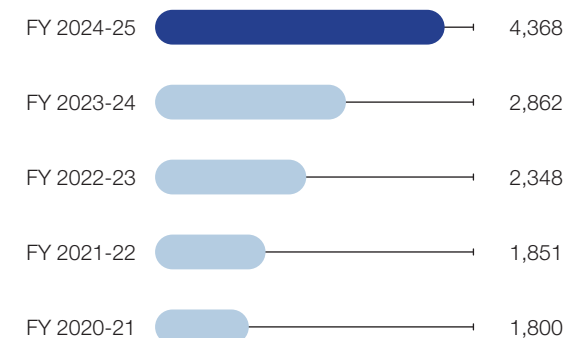
## Revenue from Operations (₹ in Mn)



## PBT (₹ in Mn)



## Revenue from Exports (₹ in Mn)

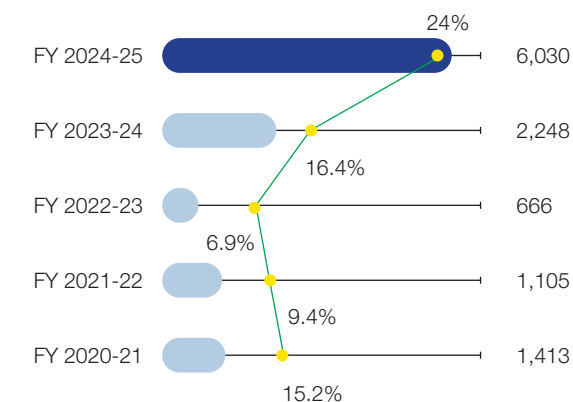


## Robust Order Book

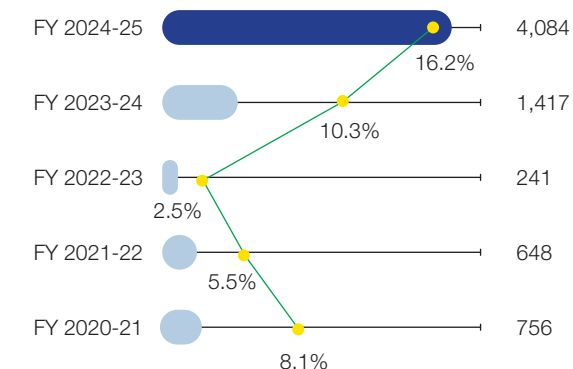
Shakti Pumps (India) Limited maintained a strong order book of ₹16,546 Mn, reflecting healthy demand across key government schemes like PM-KUSUM and solar pump initiatives in Maharashtra, Uttar Pradesh, Haryana, and Rajasthan. The order book also includes domestic and export projects in both off-grid and grid-connected segments, reinforcing the Company's leadership in renewable water solutions. This robust pipeline ensures strong revenue visibility and sustained growth momentum.

\* Historical EPS is adjusted for bonus issue in the ratio of 5:1 i.e. 5 (five) bonus equity shares of ₹10 each for each share.

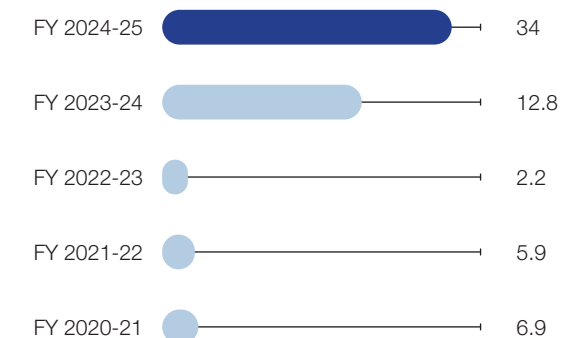
## EBITDA and EBITDA Margin (₹ in Mn) & (%)



## PAT and PAT Margin (₹ in Mn & %)



## EPS \* (in ₹)



**₹ 16,546 Mn**

Order Value





## Manufacturing Capital

# THE BACKBONE OF OUR BUSINESS

Shakti Pumps (India) Limited continues to demonstrate manufacturing prudence through its integrated, backward-linked operations and scalable infrastructure. With a total installed capacity of 5,00,000 pumps and motors annually, the Company maintained optimal capacity utilisation in FY 2024-25, driven by steady execution and demand visibility. Strategic investments in automation, process efficiencies, and modular capacity enhancements have enabled agile responses to rising order volumes while ensuring quality, cost-efficiency, and timely delivery.

### Main Manufacturing Unit

The Main Unit, located in Pithampur, spans 16 acres and serves as the core of Shakti Pumps' production capabilities. With an annual capacity of 3,50,000 pumps and motors, this facility houses advanced manufacturing lines for 4", 6", 8", and 10" motor assemblies. It includes dedicated units for submersible and industrial pump production, along with infrastructure for fabricating solar structures. This plant enables the Company to execute large-scale orders efficiently, particularly under government-led irrigation and renewable energy schemes.

PITHAMPUR, MADHYA PRADESH

**16** ACRES

Area

**3,50,000**

Pumps and Motors Capacity Per Annum

### SEZ Unit (Export-Oriented)

Spread across 3.15 acres, the SEZ Unit is a dedicated export-oriented facility with an installed capacity of 1,50,000 pumps and motors annually. Specialising in the production of 100% stainless steel submersible pumps, the unit ensures superior corrosion resistance and extended product life. Outfitted with advanced plant and machinery, the facility complies with rigorous international quality standards, serving as a critical pillar in Shakti's growing global presence across 100+ countries.

**3.15** ACRES

Area

**1,50,000**

Pumps and Motors Capacity Per Annum

### STRENGTHENING CAPABILITIES THROUGH BACKWARD & FORWARD INTEGRATION

Shakti Pump's integrated approach across the value chain continues to serve as a key strategic lever in driving sustainable growth, product excellence, and customer trust. SPIL's model of backward and forward integration has empowered the Company with operational agility, quality assurance, and cost competitiveness—vital in today's dynamic energy landscape.

#### Backward Integration: Enhancing Control and Efficiency

To strengthen manufacturing capabilities and reduce supply-side dependencies, the Company has fully internalised the production of all critical components required in pump and motor manufacturing. This includes:

- › In-house production of VFDs (Variable Frequency Drives), Inverters, and Solar Mounting Structures.
- › Advanced control over quality, cost, and lead times through in-house capabilities.
- › Dedicated Electronic & Control Unit leveraging Japanese technology, with an annual capacity of 4,00,000 VFDs, now also supplying to external clients.
- › Manufacture of 100% stainless-steel submersible pumps, meeting global benchmarks.

This backward integration has led to robust margins, better product reliability, and improved scalability for future demand.



Corporate Overview

### Electronics & Control Unit

The Electronics & Control Unit, co-located within the Main Unit, is a high-precision manufacturing hub focused on electronic components. This Japanese technology-based plant has an annual capacity of 4,00,000 VFDs and inverters, enabling smart control and energy efficiency across pump installations. Besides serving Shakti's internal product needs, the unit also supplies power electronics to external markets—enhancing backward integration while supporting the Company's diversification into intelligent solar and mobility systems.

**4,00,000**

Inverters & VFDs Capacity Per Annum

### Forward Integration: Empowering Customer Experience and Market Access

SPIL's forward integration ensures seamless customer engagement through a comprehensive and well-distributed support network:

- › Strong distribution and aftermarket channel with 500+ dealers and 400+ service centres in India
- › A dedicated 5-year backend service support for solar pump installations, particularly under government schemes like PM-KUSUM.
- › "Shakti Remote Monitoring System" – a proprietary IoT-enabled mobile app that enables real-time remote monitoring and control of pumps by farmers and customers.

This integration deepens customer relationships and enhances after-sales service, reinforcing long-term value and satisfaction.



## DOUBLING DOWN ON CAPACITY FOR A GREENER FUTURE

### Why?

- › Rising demand of Solar Pumps
- › Growth in Solar Rooftops
- › Expansion into EV Mobility

### What We're Doing

- › Doubling Manufacturing Capacity across all units
- › Scaling up pump, motor, VFD and solar structure production

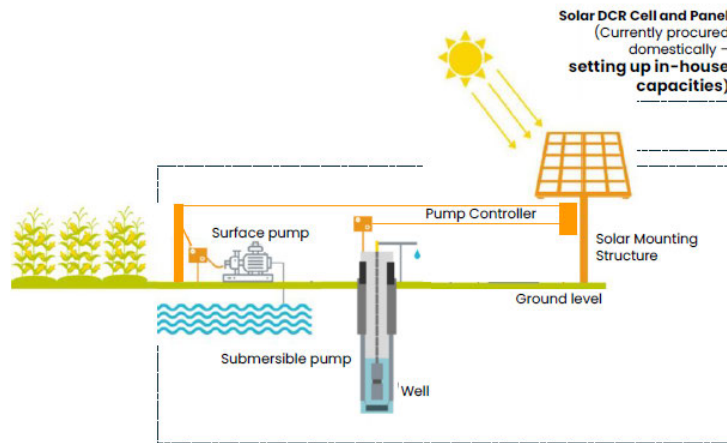
### Impact

- › Ready to meet future demand
- › Maintain quality and delivery timelines
- › Aligned with clean energy and electrification goals

Statutory Reports

Financial Statements

Inhouse manufacturing of critical components in Solar Pumping value chain



## DRIVING THE FUTURE WITH EV MOBILITY

Shakti Pumps has strategically ventured into the electric vehicle domain through its wholly-owned subsidiary, Shakti EV Mobility Private Limited. This vertical focuses on the design and manufacture of EV motors, controllers, and chargers, catering to the 2-wheeler, 3-wheeler, and 4-wheeler segments. With ₹1,143 Mn of board-approved investment and ₹500 Mn already deployed, the EV division is rapidly scaling product development and testing. A significant milestone includes the patent for Stack Assembly for Permanent Magnet Rotor; a breakthrough innovation aimed at enhancing motor efficiency and performance. As India's EV ecosystem evolves, the Company's commitment to in-house R&D, clean energy, and localised manufacturing places us in a strong position to support the country's electric mobility shift.

### Core Products

- EV Motors
- Controllers
- Chargers

₹ **50** CR

Amount Invested

### Opportunity

India's Electric Vehicle (EV) industry is on the cusp of exponential growth, with sales expected to reach 10 Mn units by 2030. Backed by supportive policies, rising fuel costs, and increasing consumer adoption, the sector is projected to grow at a robust CAGR of 49% between 2022 and 2030.

This creates a vast addressable market for EV components—particularly motors, controllers, and charging infrastructure, where Shakti EV Mobility is poised to play a crucial role with its in-house manufacturing capabilities and R&D-led product development.

A minimum of 50% domestic value addition will be mandatory under the scheme. The Phased Manufacturing Programme (PMP), on the lines of the FAME-II Scheme, will be adopted. The methodology for determining domestic value addition will remain the same as prescribed in the FAME Scheme.

Domestic value addition in eligible products will be certified by the designated Testing Agency of MHI. Only pre-approved products meeting the minimum 50% domestic value addition criterion will qualify for incentives under the scheme.

Further, the Testing Agency will also ascertain and apportion the value of Advanced Automotive Technology components for determining the eligible sales value under the scheme.



SHAKTI PUMPS (INDIA) LIMITED





## Human Capital

# DRIVEN BY TALENT, DEFINED BY CULTURE

Shakti Pumps views its people as a key driver of sustained growth and innovation. With a focus on employee well-being, skill development, and performance-driven culture, the Company fosters a workplace built on collaboration, safety, and continuous learning. Strategic HR initiatives continue to strengthen talent retention, engagement, and organisational resilience.

# 1,734

Total Workforce

# ₹ 1,009.9

Employee Benefit Cost

## Diversity & Inclusion

The Company fosters a culture of diversity and inclusion by ensuring equal opportunities across gender, age, and backgrounds. It promotes fair hiring, inclusive leadership, and awareness programmes, enabling employees to feel valued, respected, and empowered. This approach strengthens collaboration, drives innovation, and reflects the diverse communities it serves.

# 85

Female Employees

## Talent Acquisition & Onboarding

Attracting the right talent is fundamental to sustaining momentum and driving innovation at Shakti Pumps. Over the past year, the Company focused on bringing in individuals who align with its values of innovation, integrity, and impact. The hiring process was further streamlined to ensure the right skill fit across functional roles. Once on board, employees were welcomed through structured induction programme, mentorship support, and role-based training. This approach helped new team members integrate seamlessly and contribute meaningfully from the outset.

## Employee Development & Training

### Communication Skills & Body Language

Focused on frontline and managerial staff, this programme aimed to enhance interpersonal communication and customer engagement. It led to improved customer satisfaction scores, better peer feedback, and a reduction in communication-related errors. Follow-up coaching ensured sustained improvement in employee performance.

### Leadership Development

Supervisors and managers were trained to strengthen decision-making, feedback delivery, and team engagement. The programme resulted in higher team productivity, better engagement, and lower attrition levels. Peer-learning groups further reinforced the practical application of leadership skills.

### POSH Awareness

Awareness sessions were organised across the organisation to familiarise employees with the POSH policy and reporting mechanisms. The initiative achieved 100% policy acknowledgement, contributed to zero cases, and improved workplace safety perception. Scenario-based training enhanced employee participation and awareness.

### Product Training

Sales and technical teams underwent intensive product training to build knowledge and sales readiness. The programme helped reduce time-to-market, improved product knowledge scores, and drove higher sales conversion rates. Gamified training modules increased employee engagement and learning outcomes.

### Kaizen & 5S

Training on Kaizen and 5S principles was imparted to frontline and operations teams to strengthen efficiency, minimise waste, and improve workplace organisation. The initiative resulted in higher productivity, reduced waste, and shorter production cycle times. Regular follow-ups ensured sustained improvements.

### Advanced Excel

Office staff and analysts were trained in Advanced Excel to improve data analysis and reporting capabilities. The programme reduced report preparation time, minimised errors, and enabled faster decision-making. Hands-on lab sessions enhanced practical learning and retention.

### Welding Process

Fabrication teams received training on advanced welding processes to enhance quality and efficiency. The initiative reduced defects, shortened assembly times, and significantly lowered rework costs. Peer mentoring further facilitated adoption and skill transfer.



## ESG Awareness

To align employees with sustainability goals, ESG Awareness sessions were held across all levels. These programmes deepened understanding of ESG principles, improved compliance scores, and promoted energy-saving practices, contributing to stronger sustainability audit results.

## Employee Engagement Programmes

### Women's Day Celebration

Shakti Pumps celebrated International Women's Day to honour and recognise the contribution of women employees. The event included interactive sessions, motivational talks, and team activities, fostering inclusivity and encouraging greater participation of women in the workplace.

### Yoga Day

On International Yoga Day, employees actively participated in guided yoga and meditation sessions. The initiative promoted health, wellness, and mindfulness, encouraging employees to adopt a balanced lifestyle and improve overall workplace wellbeing.

### Diwali Celebration

The festival of Diwali was celebrated with great enthusiasm at Shakti Pumps. The office was decorated with lights and rangoli, while employees came together for cultural activities, sweets distribution, and team bonding events, creating a festive and vibrant atmosphere.

### Holi Celebration

Holi, the festival of colours, was celebrated with joy and togetherness. Employees participated in cultural programmes and traditional activities, spreading positivity and strengthening camaraderie among teams.

### Founders' Day

Founders' Day was observed to commemorate the vision and journey of Shakti Pumps' founders. The celebration included speeches, recognition of long-serving employees, and team-building activities, reinforcing the Company's values and legacy of innovation.



## Performance Management

Driving accountability and growth, Shakti Pumps continued to strengthen its performance management framework in FY 2024–25. Regular reviews, goal alignment, and feedback mechanisms enabled continuous improvement, recognition, and development across all levels.

## Reward & Recognition

Shakti Pumps believes in acknowledging performance and celebrating employee contributions that drive business success. In FY 2024–25, the Company continued to foster a culture of appreciation through structured reward and recognition programmes, including performance-based incentives, spot awards, and team achievements. These initiatives helped boost motivation, reinforce positive behaviours, and promote a high-performance work culture across the organisation.

## OCCUPATIONAL HEALTH & SAFETY

### Safety Training and Awareness

Shakti Pumps conducted comprehensive training programmes to promote a safety-first mindset across its workforce. During FY 2024–25, 71 safety workshops were organised, accounting for 1,010 hours of training, covering key topics such as fire safety, first aid, and ergonomic practices. These sessions were designed to equip employees with the skills needed to identify risks and respond effectively in emergency situations.

### Fire Safety and Emergency Preparedness

Preparedness is key to reducing the impact of fire-related incidents. Shakti Pumps ensures its workforce is trained in the correct use of extinguishers, hydrants, and other firefighting equipment. Regular fire drills are conducted to familiarise employees with evacuation protocols and emergency response procedures. This proactive approach enables quick, coordinated actions that minimise damage and protect lives during emergencies.

### Safety Audits and Committee Reviews

To ensure compliance with safety norms, surprise safety audits were conducted regularly. Additionally, quarterly safety committee meetings were held to monitor implementation, discuss observations, and take corrective actions as needed. This structured review process helped maintain high safety standards throughout operations.

### Health and Wellness Initiatives

Beyond workplace safety, Shakti Pumps prioritised employee well-being through various health-focused initiatives. Awareness drives were conducted on heart health, mental wellbeing, and lifestyle diseases, helping employees make informed choices about their health.



### Emergency Preparedness

The Company maintained robust emergency response systems across its facilities, including on-site fire hydrant infrastructure and clearly defined evacuation protocols. Fire drills and equipment checks were conducted periodically to ensure readiness in case of any unforeseen incidents.

### Certifications and Compliance

Shakti Pumps operates under the ISO 45001:2018-certified Occupational Health and Safety Management System, reflecting its commitment to global best practices in safety and risk management.

### Performance Outcomes

As a result of these efforts, the Company achieved zero accidents and injuries during FY 2023–24, demonstrating the effectiveness of its OHS strategy and reinforcing a culture of safety at all levels.

### Ensuring Safety through Personal Protective Equipment (PPE)

Personal Protective Equipment (PPE) plays a critical role in safeguarding employees from physical, chemical, and electrical hazards. At Shakti Pumps, workers are provided with helmets, gloves, goggles, masks, and safety shoes to ensure a secure working environment. Training on the correct and consistent usage of PPE reinforces maximum safety and reduces the risk of workplace injuries.

# 1,010

Training Hours for Health and safety

# ZERO

Incidents Reported during FY 2024-25





## Intellectual Capital

# ENGINEERING INTELLIGENCE

Innovation lies at the core of Shakti Pumps (India) Limited's value creation. Through in-house R&D, proprietary technologies, and a growing portfolio of patents, the Company continuously enhances product performance, efficiency, and reliability. Its focus on digital solutions and engineering excellence enables SPIL to stay ahead of evolving industry demands while building a smarter, future-ready organisation.

Received **15** product patents till date out of **29** patents filed for its unique products

## A Recognised R&D Powerhouse

SPIL's in-house R&D facility, recognised by the Department of Scientific & Industrial Research (DSIR), Government of India, serves as the backbone of its innovation strategy. With a strong focus on product excellence, the facility is equipped with a Computerised Testing Infrastructure that enables end-to-end validation of motor and pump systems—ensuring they meet the highest international quality, safety, and performance standards.

- ▶ Advanced computerised test benches for durability, discharge, and energy efficiency
- ▶ Supported by IIT Delhi under the Government of India's Advanced Invention Scheme
- ▶ Focused on increasing product efficiency, automation, and sustainability

## Research & Development

Shakti Pumps leverages its robust R&D infrastructure to create intelligent, energy-efficient, and globally compliant solutions. Backed by institutional partnerships and a strong IP pipeline, the Company's R&D efforts focus on solving real-world challenges through scalable technology.



## Process Automation

Automation technologies have been deployed across critical processes to achieve:

Higher precision and reduced manual errors

Shorter production turnaround times

Lower material waste and energy consumption

Standardised quality across high-volume output

Together, backward integration and automation have empowered Shakti Pumps to scale more efficiently while maintaining world-class manufacturing standards—enabling the Company to respond swiftly to evolving market demands across solar, agricultural, industrial and EV segments.

## Empowering Customers Through Smart Pump Monitoring

With a strong focus on enhancing operational efficiency and customer convenience, Shakti Pumps has developed a smart Remote Monitoring System Mobile App that allows users to manage and monitor their pumps remotely. The system includes an intelligent controller that automates pump start-stop functions and offers protection against dry runs, significantly improving performance and durability. Supported by a responsive field service team and a comprehensive 5-year backend support plan for farmers, the solution reinforces long-term reliability and seamless service.

## Strength in Intellectual Property

Shakti Pumps (India) Limited continued to strengthen its intellectual property portfolio, with 15 patents granted and

29 filed, underscoring its commitment to proprietary and indigenous technologies. The Company's innovations are aligned with global efficiency benchmarks and are designed for strong commercial scalability across both domestic and international markets.

## Driving Sustainability Through Innovation

SPIL's R&D initiatives are strategically aligned with the Company's commitment to sustainable and energy-efficient technologies. We continue to develop products that reduce water and energy usage while supporting rural electrification, smart irrigation, and clean mobility. All new innovations are evaluated not only for performance, but also for environmental impact, renewable integration, and cost efficiency.

## Certifications and Quality Benchmarks

Shakti Pumps' products meet rigorous global and domestic standards, reflecting its commitment to quality, safety, and performance. SPIL certifications include:



**UL, CSA, and UR**  
For North American markets



**CE**  
For European conformity



**ISO 9001 & 14001**  
Quality and environmental management





**ISI Mark**  
Indian product compliance



**BEE 5-Star**  
India's first energy-efficient pump rating



**Star Export House**  
Recognition for export excellence

## TRANSFORMING WITH TECHNOLOGY

Patent Name	Rephrased Benefits
<b>Unidirectional Solar Water Pump with Grid Tied Power Generation</b>	Enhances efficiency by feeding excess power to the grid and conserves water and electricity by adjusting the pump's discharge according to the water requirement.
<b>High Starting Torque Direct Line Operated Energy Efficient Motor (Shakti Slip Star Synchronous Run Motor - S4RM)</b>	Delivers 5–10% higher efficiency and up to 15% better power factor than standard motors, reducing costs and emissions.
<b>Switching Circuit to Start Single Phase-Induction Motor</b>	Simplifies single-phase and submersible motor design by removing capacitors and conductors, reducing voltage issues, and improving switching accuracy.
<b>High Starting Torque Direct Line Operated Energy Efficient Motor (S4RM) – US Patent</b>	Enhances efficiency, reduces electric consumption and costs, benefits the environment, increases pump discharge rates, and minimises energy losses.
<b>ADA Conversion Based Contactor-Less Soft Starter</b>	Provides a smooth motor start and stop, extends motor life, and offers precise control, making it ideal for various industrial applications and particularly beneficial for PMSMs.
<b>Stack Assembly for Permanent Magnet Rotor</b>	Increases electric motor efficiency, extends EV range, reduces energy losses and operating temperature, and enhances load capacity and torque.

Patent Name	Rephrased Benefits
<b>Grinder Pump Assembly with Adjustable Impeller</b>	Optimises wastewater treatment through solid grinding using advanced cutter and impeller design.
<b>Helical Pump Assembly</b>	Halves solar panel requirements in drinking water applications, adapts to sunlight peaks, fits remote areas, and aims for sustainable growth in water-limited and sensitive environments.
<b>Solar Flour Mill</b>	Addresses electricity scarcity in rural areas, reduces costs and pollution, and supports farmers' additional income.
<b>Surface Helical Pump Construction with Collinear Flow</b>	Maintains flow despite RO blockages, improving efficiency, reducing cost, and enabling sustainable RO operations.
<b>Helical Pump Arrangement with Anti-Vibration</b>	Enhances motor durability and lifespan while minimising maintenance through vibration control.
<b>Impeller Seal Arrangement for Multistage Sheet Metal Casing</b>	Improves pump efficiency and reduces frictional losses, cutting overall pump maintenance costs.
<b>Methods &amp; Apparatus for Soft Starting and Stopping a Motor</b>	Enhances motor and grid efficiency, reduces stress and inrush current, extending motor life and cost-effectiveness.
<b>Method and Apparatus for Soft Start, Soft Stop, Protection &amp; Brownout Operation of a Grid-Connected Motor</b>	Reduces mechanical stress during ramp-up and surges, improving system reliability and extending equipment lifespan.
<b>Starting Direction Control Based Position Sensorless PMSLDC Motor Drive for Irrigation</b>	Provides a cost-effective, reliable solution with sensorless starting for pumps and solar energy systems.





## Social & Relationship Capital

# STANDING STRONG TOGETHER

Shakti Pumps (India) Limited has developed strong social and relationship capital through deep engagement with stakeholders, robust customer and farmer relations, expansion of its dealer and service network, and impactful contributions to community welfare. The Company's collaborative approach with governments, partners, and communities supports its long-term sustainability and growth.



## CUSTOMERS

### Government Collaboration

Major supplier under flagship schemes such as PM-KUSUM, Magel Tyala Saur Krishi Pump Yojana, and Pradhan Mantri Krishak Mitra Surya Yojana, helping drive the solarisation of agriculture and rural infrastructure.

### Export Customers

With a presence in over 100 countries, SPIL serves a diverse global clientele comprising government agencies, dealers, distributors, project developers, and institutional buyers—particularly across Africa, the Middle East, Asia, the United States, and Latin America. The Company is also an active participant in the International Solar Alliance (ISA), which aggregates large-scale demand for solar pumps, rooftop systems, and mini-grid solutions from member nations, thereby unlocking significant international opportunities. SPIL's export customers rely on its high-quality, energy-efficient products for large infrastructure and clean energy projects aimed at enhancing agricultural productivity and water accessibility.

### Industrial, OEM and Retail Customers

Shakti Pumps (India) Limited also caters to a broad spectrum of domestic industrial clients, Original Equipment Manufacturers (OEMs), and retail buyers. Its extensive network of over 500 dealers and 400 service centres across India plays a vital role in reaching small businesses, industries, and end consumers. This robust distribution and service infrastructure supports the delivery of efficient pumping and water management solutions for a wide range of applications, including agriculture, domestic water supply, industrial processes, and infrastructure projects.

### Customer and Farmer Relations

#### Extensive Dealer & Service Network:

Over 500 dealers and 400 service centres form the backbone of after-sales service, providing customers with timely support and access to a wide range of 1,200+ product variants and provides end-to-end solutions supported by integrated in-house manufacturing of critical components such as VFDs, inverters, and structures.

#### Empowering Farmers:

- ▶ Access to affordable solar pumping solutions with zero capital investment under subsidy schemes.
- ▶ Direct support to farmers including installation, maintenance, and financing options, promoting energy independence and sustainable farming.
- ▶ Tailored solutions and localised approaches address region-specific agricultural needs.

#### Retail Expansion:

Strategic increase in direct retail and cash business gives farmers alternatives for quicker access and high-quality products.

#### Promoting Clean Energy:

1,95,787 solar pump installed reflecting SPIL's commitment to renewable, reliable, and green solutions.





500<sup>+</sup>

Dealers

400<sup>+</sup>

Service Centers

100<sup>+</sup>

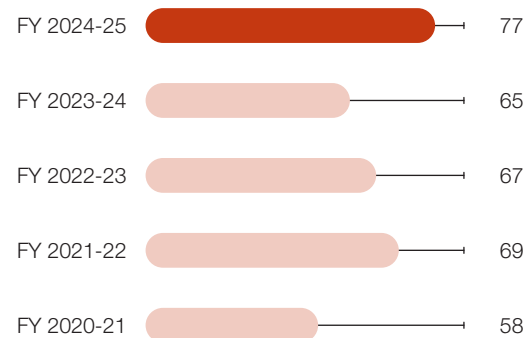
Countries Served

1,200<sup>+</sup>

Product Variant

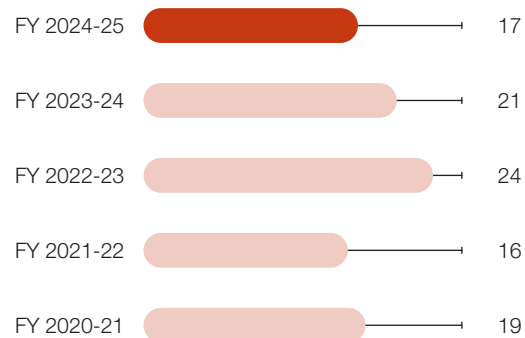


### Customers under Govt. Projects (%)



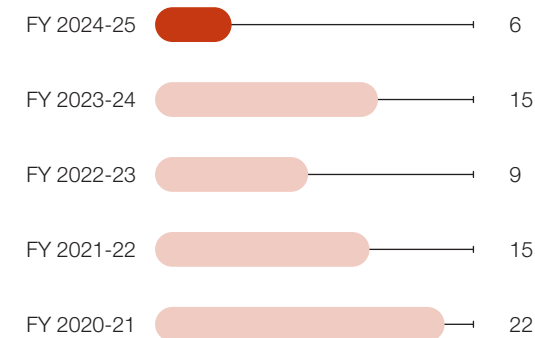
↑  
37.5%  
CAGR during  
FY 2021-25

### Export Customers (%)



↑  
24.8%  
CAGR during  
FY 2021-25

### Others Customers (%)



### Community

Shakti Pumps (India) Limited believes its responsibility extends beyond its core business operations to the communities that form an integral part of its ecosystem. The Company's CSR initiatives are strategically designed to foster sustainable and inclusive growth. This year, efforts were concentrated on three critical pillars of societal development: Women Empowerment, through skill development and economic inclusion programs; the Promotion of Education, through the construction of a Higher Secondary School and Health Care, aimed at improving community well-being through preventive and curative medical support.



Construction of a Higher Secondary School



### Empowering Customers Through Smart Pump Monitoring

With a strong focus on enhancing operational efficiency and customer convenience, Shakti Pumps has developed a smart Remote Monitoring System Mobile App that allows users to manage and monitor their pumps remotely. The system includes an intelligent controller that automates pump start-stop functions and offers protection against dry runs, significantly improving performance and durability. Supported by a responsive field service team and a comprehensive 5-year backend support plan for farmers, this solution reinforces long-term reliability and seamless service.

1,52,594

Solar Pump installed under PM-KUSUM Scheme.





## Natural Capital

# CONSERVING TODAY, SUSTAINING TOMORROW

Shakti Pumps has strategically diversified into solar energy-operated pumps and rooftop solutions, reinforcing its commitment to clean energy. With a cumulative installed capacity exceeding 612 MW, the Company continues to play a pivotal role in advancing India's green energy agenda.

Driven by its sustainability vision, the Company actively promotes the responsible use of natural resources and consistently invests in environment-friendly technologies. By embedding sustainability into its operations, Shakti Pumps aims to minimise its environmental footprint while delivering innovative solutions that support the global transition to renewable energy.



## Water Conservation and Zero Discharge Mechanism (ZLD)

Recognising water as a critical resource, SPIL has adopted a ZLD mechanism that ensures no untreated wastewater leaves its premises. Advanced monitoring systems help track and optimise water consumption across operations. Through its Effluent Treatment Plant (ETP) and Sewage Treatment Plant (STP), water is recycled and reused within the facility, while rainwater harvesting systems supplement these conservation efforts. The recycled water is further channelled into gardening and landscaping, reinforcing the Company's philosophy of resource circularity.

## Energy Efficiency

In line with SPIL's commitment to reducing carbon intensity, the Company has invested in renewable and energy-efficient infrastructure. SPIL has implemented solar power plants at its manufacturing and office locations, leading to a substantial decrease in reliance on conventional energy sources. Significantly lowering dependence on conventional

power sources. SPIL plants are equipped with centralised air-conditioning systems integrated with advanced energy-saving technologies. Further, the use of state-of-the-art Japanese and German machinery has enhanced productivity while reducing overall energy consumption, ensuring operational excellence with sustainability at its core.

## Waste Management and Circular Economy

SPIL views waste not merely as a by-product but as a resource to be managed responsibly. By embedding circular economy principles, the Company optimises steel coil usage, reduce scrap generation, and promote reuse across operations. Waste is segregated at source through a structured system of biodegradable, recyclable, and hazardous disposals. The implementation of the 5S methodology across the organisation strengthens workplace discipline, cleanliness, and efficiency, thereby supporting a culture of continuous improvement while minimising unnecessary waste.





## DRIVEN BY PRINCIPLES

Shakti Pumps is committed to upholding strong principles of corporate governance across all its policies, processes, and practices. The Company ensures transparency, accountability, and ethical conduct in every aspect of its operations. Its governance framework is continuously strengthened to align with evolving best practices and stakeholder expectations.

### Ethical Business Conduct

Integrity, transparency, and fairness are core principles that guide decision making and daily operations at every level of Shakti Pumps (India) Limited. As a responsible corporate entity with a legacy spanning four decades, the Company is committed to upholding the highest standards of ethical conduct across its operations. Its approach is rooted in transparency and accountability, fostering long-term trust among stakeholders, customers, partners, and the communities it serves.

### Compliance & Statutory Adherence

Shakti Pumps (India) Limited places the highest importance on compliance with all applicable laws, regulations, and statutory requirements. The Company operates in accordance with the SEBI (Listing Obligations and Disclosure Requirements) Regulations, 2015, as demonstrated by its regular and timely disclosures to stock exchanges and regulatory authorities. This commitment is further reinforced through strict adherence to industry standards—including Domestic Content Requirement (DCR) norms, quality certifications, and relevant government policies—ensuring full compliance across its manufacturing, project execution, and corporate functions.

### Board Committees

The Board of Directors has established various committees to ensure effective oversight and governance. These committees—including the Audit Committee, Nomination and Remuneration Committee, and Stakeholders Relationship Committee—play a vital role in guiding

and monitoring Company policies, financials, internal controls, risk management, and stakeholder relations. Each committee operates under clearly defined terms of reference in alignment with legal requirements and best corporate governance practices.

### Board Composition, Independence, and Governance Framework

Shakti Pumps (India) Limited has a well-structured Board that blends experience, expertise, and independence. The Board is comprised of both Executive and Non-Executive Directors, including Independent Directors who bring objective judgement to Board deliberations and uphold the spirit of good governance. SPIL's comprehensive governance framework is designed to strengthen decision-making, safeguard the interests of minority shareholders, and ensure robust oversight of strategy, operations, and risk management.

The Company is also committed to continual enhancement of corporate governance standards, regularly reviewing its governance framework to stay aligned with evolving statutory norms, emerging best practices, and the Company's own core values.

**56**

Average Age of Board

**05**

Independent Directors

**01**

Women Directors





# LEADERSHIP THAT INSPIRES

## BOARD OF DIRECTORS

**Mr. Hirabhai Somabhai Patel** (Independent Director)



Mr. Patel, a retired IAS officer and has held various reputable positions in different departments. Notably, he has been the Secretary of Gujarat Electricity Board and the Managing Director of Uttar Gujarat Vij Company Limited, Surat and Gujarat State Energy Generation Limited. He holds a post graduate degree in law with specialisation in Urban management from Singapore.

**Mr. V.S.S. Pavan Kumar Hari** (Independent Director)



Mr. Hari, currently working at the Indian Institute of Technology, Bombay, as Associate Professor in the Department of Energy Science and Engineering. Prior to this, he has worked as a Post-doctoral Researcher at the Arizona State University in USA. He holds a PhD in Electrical Engineering from Indian Institute of Science, Bengaluru.

**Mr. Keyur Bipinchandra Thaker** (Independent Director)



Mr. Thaker is one of the faculty members at Indian Institute of Management, Indore, in the field of accounts and finance. He holds a doctorate in management from Hemchandracharya North Gujarat University, Patan.



**Mr. Bhim Singh** (Independent Director)



Mr. Singh is a SERB National Science Chair & Emeritus Professor, Department of Electrical Engineering, Indian Institute of Technology Delhi, with over 45 years of experience in the various facets of Electrical engineering like PV grid interface systems, micro grids, power quality monitoring and mitigation, solar PV. He holds a PhD in Electrical Power from Indian Institute of Technology (Delhi).

**Mrs. Vandana Bhagavatula** (Woman Independent Director)



Mrs. Bhagavatula is a qualified Chartered Accountant and Information Systems Auditor with 25 years of expertise in Auditing, Taxation, Valuations, Compliance and Strategic Planning. She was the Proprietor of VB & Associates, Director at Aneja Associates, and holds Senior position in Compliance team at HDFC Bank Limited. Currently She is a freelance consultant, specializing in financial audits, regulatory compliance, and business strategy.

**Mr. Ramakrishna Sataluri** (Non-Executive & Non-Independent Director)



Mr. Sataluri is a seasoned professional with over 37 years of experience in various industries. In his last assignment, he superannuated from Tata Power Solar Limited. after working with the Tata group for two decades.





## EXPERIENCED MANAGEMENT TEAM

**Mr. Dinesh Patidar** (Chairman)



Mr. Patidar is a visionary, self-made industrialist and leader with a strong business acumen and knowledge in development of engineering products and management. With more than 3 decades of experience and extensive business travels across the world, he has adopted the latest and best practices in business, developing a competitive edge.

Product Innovation – Leading cutting-edge R&D to create sustainable technologies  
 Manufacturing Excellence – Promoting quality, efficiency, and responsible production  
 Global Alignment – Expanding global footprint with internationally compliant offerings  
 Renewable Integration – Advancing solar-powered irrigation and smart water solutions  
 His leadership has resulted in sixteen patents, UL certifications, and global recognition - guided by a simple principle: technology must uplift lives. A problem-solver at heart, Mr. Patidar remains personally involved in overcoming complex mechanical and design challenges, ensuring that innovation is both practical and impactful.

**Mr. Sunil Patidar** (Whole time Director)



Mr Patidar, a determined professional with an innovative approach to people management and industrial relations ensures all administrative compliances.

**Mr. Ashwin Bhootda** (Whole Time Director)



Mr. Bhootda specialises in International Business and has over 18 years of experience in Sales and Marketing, with a focus on international business. Over the years, he has successfully navigated diverse international markets, implementing tailored strategies that align with business objectives and regulatory requirements. He holds a Master's Degree in International Business.

**Mr. Ramesh Patidar** (Managing Director)



Mr. Patidar a Graduate in Business Administration with over 19 years of experience in Shakti. He looks after international business development activities exploring and expanding new business opportunities across the world.

**Mr. Dinesh Patel** (Chief Financial Officer)



Mr. Patel is a well-qualified CA, CMA & CS with over 14 years of work experience in accounts, finance, audit, direct & indirect taxation. He has worked with Mahindra & Mahindra Limited Limited, Mahindra Two Wheelers Limited, CASE New Holland Construction Equipment India Private Limited. He has been associated with Shakti Group since May 2018.

**Mr. Ravi Patidar** (Company Secretary)



Mr. Patidar is a Commerce graduate, who holds an LL.B. and is an Associate Member of ICSI. He has over 11 years' experience in handling Secretarial work in listed Company, Public Limited Companies and various other matters.



# CORPORATE INFORMATION

## Board of Directors

### Mr. Dinesh Patidar

Chairman cum Whole Time Director

### Mr. Ramesh Patidar

Managing Director

### Mr. Sunil Patidar

Whole Time Director

### Mr. Ashwin Bhootda

Whole Time Director

### Mr. Keyur Bipinchandra Thaker

Independent Director

### Mr. Hirabhai Somabhai Patel

Independent Director

### Mr. Bhim Singh

Independent Director

### Mr. Venkata Samrajya Sri Pavan Kumar Hari

Independent Director

### Mr. Ramakrishna Sataluri

Non Executive & Non Independent Director

### Mrs. Vandana Bhagavatula

Women Independent Director

## Company Secretary & Compliance Officer

### Mr. Ravi Patidar

## Chief Financial Officer

### Mr. Dinesh Patel

## Statutory Auditor

Price Waterhouse Chartered Accountants LLP

## Secretarial Auditor

M/s. M. Maheshwari & Associates, Indore

## Cost Auditor

M/s. M.P. Turakhia & Associates, Indore

## Banker

HDFC Bank Limited

Axis Bank Limited

ICICI Bank Limited

Federal Bank Limited

Kotak Mahindra Bank Limited

IDBI Bank Limited

IDFC First Bank Limited

Yes Bank Limited

Exim Bank of India

IndusInd Bank

## Registrar & Share Transfer Agent

Adroit Corporate Services Private Limited

18-20, Jafferbhoy Ind. Estate,

1st Floor, Makwana Road,

Marol Naka, Andheri (E), Mumbai 400059

Tel: +91 - 22-4227 0400

Email: - info@adroitcorporate.com

## Registered Office Address

Plot no. 401, 402 & 413 Sector III Industrial Area

Pithampur - Dist. Dhar (M.P) India 454774.

Tel. no: +91- 7292-410500

Email:-cs@shaktipumpsindia.com

Web:- www.shaktipumps.com

## Corporate Office Address:

Plot No. C-04, Silver Spring, Phase-2,

Business Park, By-pass Road,

Opp D Mart, Indore. (M.P.) India 452020

Tel. no: +91-731-3635000



# MANAGEMENT DISCUSSION AND ANALYSIS





# MANAGEMENT DISCUSSION AND ANALYSIS



## GLOBAL ECONOMY

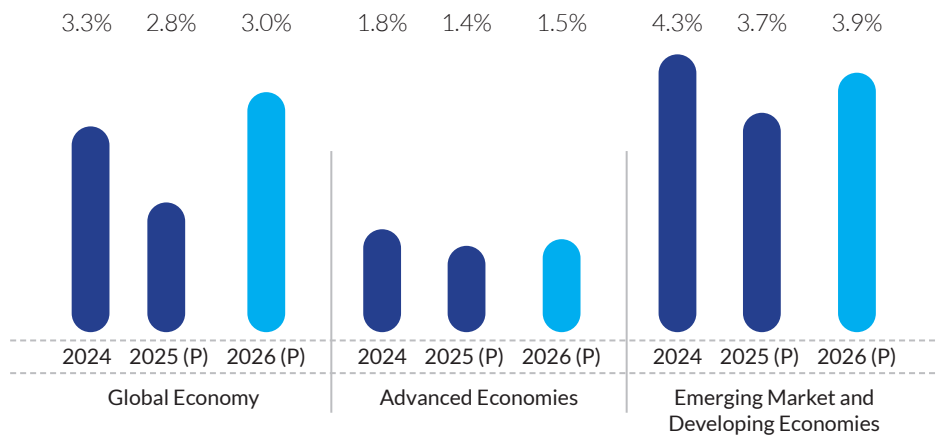
In CY 2024, the global economy navigated a complex landscape shaped by persistent macroeconomic headwinds, evolving policy measures, and heightened geopolitical uncertainty. According to the International Monetary Fund's World Economic Outlook, global GDP expanded by 3.3%, reflecting moderated growth. The expansion, however, remained uneven—advanced economies witnessed subdued momentum, whereas emerging markets, particularly in Asia, continued to demonstrate comparatively robust performance.

Geopolitical disruptions including the prolonged Russia-Ukraine conflict, supply chain realignments, and intensifying trade tensions between the United States and China continued to weigh on global stability. In parallel, accelerating climate imperatives and shifting regulatory frameworks influenced capital deployment, reshaping long-term investment priorities across sectors.

Regional trajectories underscored these divergences. The United States registered growth of 2.8%, underpinned by a resilient labour market and receding inflationary pressures. The Eurozone economy expanded at a slower pace of 0.9%, with Germany experiencing a marginal contraction. In contrast, emerging markets in Asia advanced by 5.3%, supported by technology adoption and infrastructure investments. China's economy expanded by 5.0%, aided by targeted government interventions and stabilisation in the property sector.

Inflationary dynamics showed signs of improvement, with global inflation projected at 5.7% in CY 2024, compared to 6.7% in CY 2023. Advanced economies are expected to achieve disinflation more rapidly, averaging 2.6% and approaching target levels by late CY 2025. Conversely, emerging and developing economies are anticipated to experience a more gradual moderation, albeit with a broadly positive trajectory.

### World Economic Outlook- Growth Projections



P- "P" stands for projected estimates

#### Sources:

WEO update -IMF - April 2025

Deloitte Insights- Global Economic Outlook

IMF Blogs- Global Economy Enters a New Era



## INDIAN ECONOMY

India's economy demonstrated robust resilience in FY 2024-25, maintaining a strong growth trajectory despite global economic challenges. As per estimates by the National Statistical Office (NSO), the country's GDP expanded by 6.5%, supported by solid domestic consumption, enhanced infrastructure activity and a gradual rebound in rural demand.

Sectors such as construction, trade and financial services emerged as key contributors to this growth. Government initiatives like the National Infrastructure Pipeline (NIP), National Monetisation Pipeline (NMP) and PM Gati Shakti are playing a vital role in accelerating infrastructure development and enhancing multimodal logistics efficiency, fostering long-term economic productivity.





# MANAGEMENT DISCUSSION AND ANALYSIS

Inflationary pressures eased considerably during the year, with headline CPI inflation falling to 3.16% in April 2025, well below the Reserve Bank of India's (RBI) 4% target. The moderation was primarily driven by a sharp decline in food inflation and deflation in key categories such as vegetables. This broad-based disinflation has created fiscal and monetary headroom to support growth.

In response to the improved inflation outlook, the RBI undertook a 50-basis point cut in the repo rate, bringing it down to 5.50%, along with a 100-basis point reduction in the CRR to 3%, in its June 2025 policy review. These measures aim to stimulate credit flow, ease financing conditions for households and businesses and reinforce consumption-led growth. With inflation well-anchored and macroeconomic fundamentals stable, the policy stance reflects a shift towards growth support while maintaining financial discipline. India's structural reforms and domestic demand momentum continue to position it as a key driver of global economic expansion.

During FY 2024-25, the agricultural sector also showcased robust growth, achieving a record foodgrain production estimated at 3,539.59 LMT, higher by 216.61 LMT than the foodgrain production of 3,322.98 LMT in FY 2023-24 registering an approximate 6.5% increase. Record production was also achieved in key crops including rice, wheat, maize, groundnut, and soybean. This record production is largely due to a favourable monsoon and ideal weather conditions.

Infrastructure development remains a core focus of India's economic agenda. In the Union Budget 2024-25, the government allocated ₹11,110 Bn towards capital expenditure, marking an 11.1% increase over the previous year and accounting for 3.4% of the country's GDP. Significantly, nearly 47% of this allocation is dedicated to transport infrastructure—including roads, railways and ports—with the aim of enhancing connectivity and supporting long-term economic expansion.

India's industrial sector is projected to expand by 6.2% in FY 2024-25, supported by solid growth in construction, utilities and energy-related services. The manufacturing segment is on an upward trajectory, with its share in Gross Value Added (GVA) expected to rise from 14% in FY 2024-25 to 21% by 2032, underscoring its increasing importance in driving the

country's economic transformation.

India's economic performance in FY 2024-25 reflects steady progress built on strong fundamentals and effective policy execution. With real GDP growing at 6.5% and inflation easing to multi-year lows, the country has demonstrated its capacity to maintain growth while ensuring price stability. The cumulative exports (merchandise and services) rose by 5.50% to USD 820.93 Bn in FY 2024-25, up from USD 778.13 Bn in the previous year, with merchandise exports recording a marginal growth of 0.08% to USD 437.42 Bn. Robust capital market participation, record export levels and healthy foreign exchange reserves signal rising confidence from both domestic and international stakeholders. Core sectors such as manufacturing, services and infrastructure continue to expand, supported by consistent investment and government-led initiatives. Despite global uncertainties, India remains well-positioned to sustain its momentum and advance towards inclusive, long-term economic development.

## Sources:

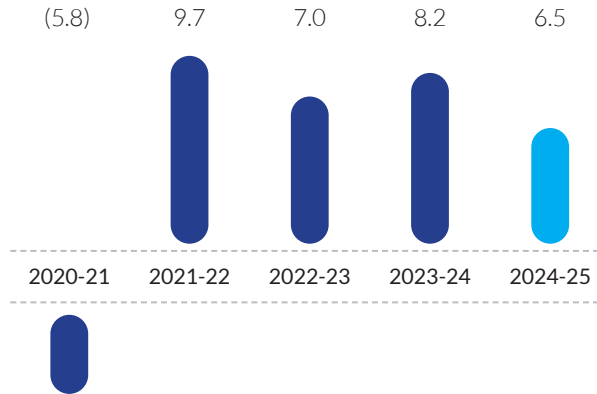
Mospi.gov.in  
Moneycontrol.com- Economic Indicators  
Mospi.gov.in- Press Release  
Economic Survey '24-'25  
KPMG-Deciphering Economic Survey  
Indian Economic Outlook-PIB





# MANAGEMENT DISCUSSION AND ANALYSIS

## GDP Growth (in %)



## INDUSTRY OVERVIEW

### Pump Industry

The pump industry forms the backbone of vital infrastructure across sectors such as water, energy, agriculture, construction, and manufacturing. These mechanical systems are critical in facilitating fluid movement—be it water, oil, chemicals, or slurries—across diverse applications including irrigation, wastewater management, industrial processes, and urban utilities. In recent years, the sector has experienced significant momentum, driven by rapid urbanisation, industrial growth, and large-scale investments in water and energy infrastructure—especially in emerging economies. With sustainability and energy efficiency becoming strategic priorities, the demand for solar-powered and environmentally conscious pump solutions is on the rise. Technological advancements, including computer-aided design and real-time system monitoring, have further enhanced pump efficiency, reliability, and adaptability. Moreover, pumps are essential components in HVAC systems, water distribution, and sewage management in urban settings.

### Global Pump Industry

The global pump market, valued at USD 79.76 Bn or ₹6,622 Bn in CY 2024 is expected to grow to USD 135.42 Bn or ₹11,240 Bn by CY 2029. This growth is primarily driven by rapid industrialisation across emerging economies, particularly in nations such as China, India and Brazil. These countries are experiencing substantial infrastructure development, necessitating the deployment of pumps across key applications including water supply, wastewater treatment, and industrial manufacturing processes. The ongoing trend of urbanisation is further accelerating market demand, as the construction of commercial and residential buildings, urban infrastructure and public utilities increases the need for reliable pumping solutions. Additionally, the UN's Sustainable Development Goal 6—focused on clean water access and pollution reduction—is playing a key role in driving long-term momentum across the sector.

Technological advancements in pump design and performance are also contributing to market expansion. Innovations focused on enhancing efficiency, durability and operational reliability are positioning modern pumps as strategic assets across various industries. Additionally, the growing emphasis on energy efficiency and environmental sustainability is encouraging organisations to upgrade legacy systems with energy-efficient pump technologies, further supporting the overall market growth trend.

### Indian Pump Industry

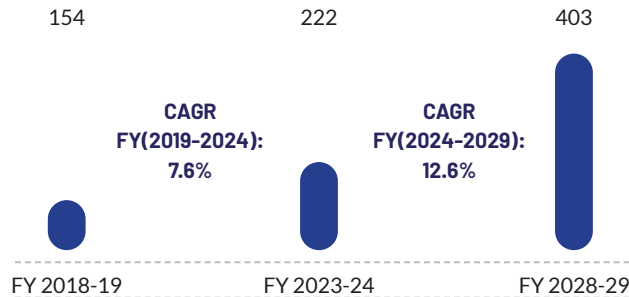
India's pump market is witnessing consistent growth, driven by rising demand from agriculture, infrastructure development, water management and industrial applications, expanding from ₹154 Bn in FY 2018-19 to ₹222 Bn in FY 2023-24. The market is projected to reach ₹403 Bn by FY 2028-29, growing at a CAGR of 12.6%. Key growth drivers include the expansion of irrigation systems, water and sewage infrastructure and enhanced safety in industrial fluid handling. The industry is also embracing smart technologies, energy-efficient solutions and advanced materials. With strong government support for R&D and local innovation, manufacturers are expanding their export portfolios and offering tailored solutions to meet diverse sectoral requirements.





# MANAGEMENT DISCUSSION AND ANALYSIS

## India Pumps Market Size, By Value FY 2018-19-FY 2028-29 F, Bn



**Source:** Changing Dynamics: Pump Market Trends and Key Growth Drivers, Indian Infrastructure (5 February 2025)



## SUBMERSIBLE PUMPS

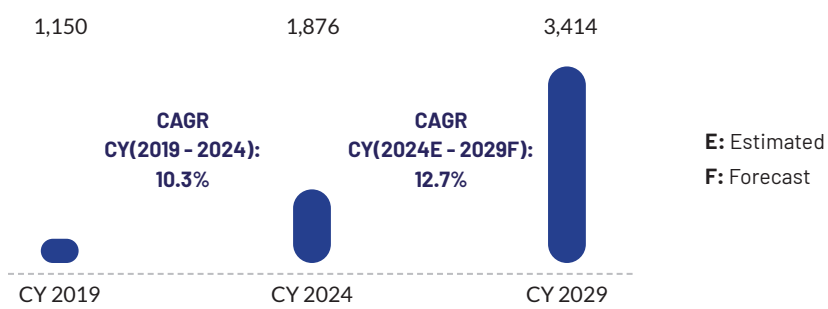
Submersible pumps have emerged as a critical component of the global and Indian pump industries, offering efficient, reliable solutions for fluid movement across a wide range of applications. Designed to operate while fully submerged, these pumps are extensively used in agriculture, municipal water supply, industrial processes, construction, and wastewater management. Their ability to function in challenging environments—such as deep wells, flood-prone

areas, and remote rural locations—makes them indispensable for regions facing water scarcity and infrastructure constraints. In India, submersible pumps play a vital role in driving agricultural productivity and expanding rural access to water, while also catering to growing demand in export markets. With advancements in technology and increasing focus on energy-efficient solutions, the segment continues to witness strong momentum, both domestically and globally.

### Global Submersible Pumps

The global submersible pumps market has demonstrated strong growth, increasing from ₹ 1,150 Bn in CY 2019 to ₹ 1,876 Bn in CY2024. This momentum is projected to continue, with the market expected to reach ₹ 3,414 Bn by CY2029, registering a robust CAGR of 12.7% between CY2024 and CY2029. This sustained expansion is driven by rising investments in water infrastructure, rapid urbanisation, and increasing demand across key industrial sectors. Market expansion is being driven by increasing demand across key sectors such as agriculture, wastewater management and industrial processing. As of CY 2024, the industrial segment accounts for approximately 38% of overall market demand, while the agriculture sector contributes close to 34%. Rapid urbanisation is also influencing market dynamics, with domestic applications now comprising nearly 28% of total usage. Moreover, the adoption of energy-efficient and intelligent submersible pump technologies has grown by 22%, highlighting a broader industry shift toward sustainable and performance-optimised solutions.

## Global Submersible Pumps Market Size, By Value CY2019-CY2029F, ₹ Bn



**Source:** Submersible Pumps Market Growth Outlook 2025-2033, Global Growth Insights (21 July 2025)

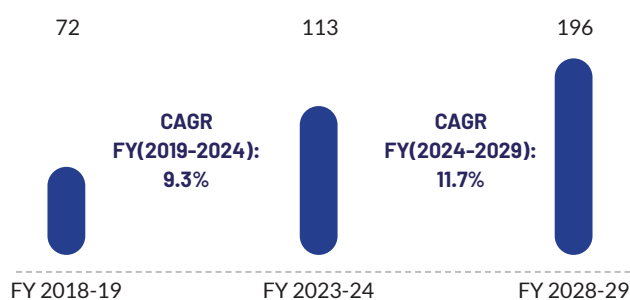


# MANAGEMENT DISCUSSION AND ANALYSIS

## Indian Submersible Pump

India's submersible water pump market was valued at ₹ 113 Bn in FY 2023-24 and is projected to reach ₹ 196 Bn by FY 2027-28, growing at a CAGR of 11.7% during FY 2023-24-FY 2028-29. Growth is primarily driven by increasing agricultural demand, urbanisation, rising industrial applications, infrastructure expansion and government-led water supply programmes. In addition, the industry is witnessing a clear shift towards energy-efficient and solar-powered pump solutions, driven by sustainability goals and growing concerns over rising electricity costs and power consumption. Technological innovation and construction sector growth are further fuelling adoption. Government initiatives such as PM-KUSUM are playing a critical role in promoting solar pumps for agricultural irrigation, aiming to reduce reliance on grid electricity and diesel-powered systems.

**India Submersible Pumps Market Size, By Value FY2018-19-FY2028-29F, Bn**



**Source:** India Submersible Water Pumps Market Size, 2025-2033, IMARC Group



## SOLAR PUMPS

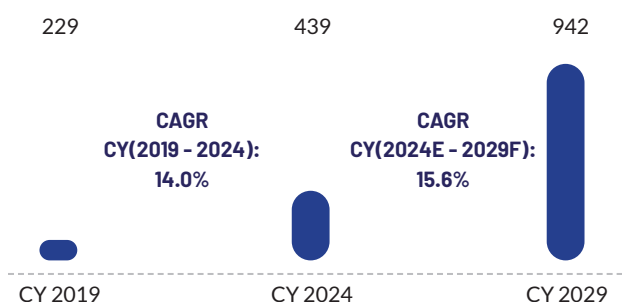
Solar pumps have become a key enabler of sustainable irrigation and water management, particularly in off-grid and rural areas. Powered by renewable solar energy, these pumps offer an efficient, eco-friendly alternative to conventional diesel and electric systems. In both global and Indian markets, solar pumps are increasingly being adopted for

agricultural use, drinking water supply, and community-level infrastructure—supported by favourable government policies, cost savings, and the push for energy independence. Their scalability, low operating costs and environmental benefits position solar pumps as a vital solution in the transition towards clean and resilient water access systems.

## Global Solar Pumps


The global solar pump market has shown significant growth, expanding from ₹ 229 Bn in CY2019 to ₹ 439 Bn in CY2024. This positive momentum is expected to continue, with the market projected to reach ₹ 942 Bn by 2029, reflecting a strong CAGR of 15.6% over the CY2024-CY2029 period.

**Global Solar Pumps Market Size, By Value CY2019-CY2029F, Bn**



**Source:** Submersible Pumps Market Size, Global Growth Insights





This upward trajectory is driven by the accelerating electrification of off-grid regions, rising energy costs and the growing demand for sustainable water management solutions. Countries such as India and China are emerging as key markets, supported by proactive government policies and climate-resilient agricultural initiatives that are fostering large-scale adoption of solar-powered irrigation technologies.

The AC pump segment held the largest share of the global solar pump market in 2024, driven by its versatility, higher flow capacity, and seamless integration with existing grid infrastructure. Unlike DC pumps, AC pumps are well-suited for both agricultural and non-agricultural applications, including irrigation, water supply, and industrial use. Their ability to handle greater lift and flow requirements, along with rising solar energy adoption across sectors, has reinforced

their market dominance. With ongoing technological advancements and the push for sustainable water solutions, the AC pump segment is poised for continued growth in the years ahead.

On the other hand, the DC pump segment is largely driven by the rising demand for carbon-neutral, off-grid pumping solutions, particularly in agriculture and water management. DC solar pumps are gaining traction due to their low-voltage compatibility and minimal infrastructure requirements, making them ideal for small-scale irrigation and domestic water supply in regions like Asia-Pacific, Africa and Latin America, where grid access is limited.

*Future Market Insights – Solar Pumps Market*



Solar pumps are commonly classified into three segments: below 5 HP, 5-10 HP and above 10 HP. Among these, pumps below 5 HP remain the most widely adopted, driven by affordability, ease of installation and suitability for small-scale farming. Their low power requirements and compatibility with limited solar input make them ideal for off-grid rural areas, especially in countries like India. Supported by government subsidies and microfinancing, this segment continues to lead solar irrigation adoption despite the growing use of higher-capacity pumps in commercial and municipal applications.





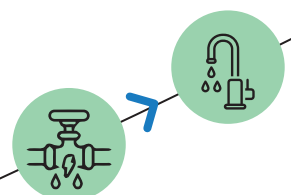
## MANAGEMENT DISCUSSION AND ANALYSIS

Solar pumps are commonly classified into three segments: below 5 HP, 5–10 HP and above 10 HP. Among these, pumps below 5 HP remain the most widely adopted, driven by affordability, ease of installation and suitability for small-scale farming. Their low power requirements and compatibility with limited solar input make them ideal for off-grid rural areas, especially in countries like India. Supported by government subsidies and microfinancing, this segment continues to lead solar irrigation adoption despite growing use of higher-capacity pumps in commercial and municipal applications.

The agriculture segment holds the largest share of the solar pump market, accounting for approximately 58% in 2025 and is expected to maintain its lead through 2035. The global sustainable agriculture market was valued at USD 15.5 Bn in 2024 and is expected to expand at a CAGR of 14.6% through 2030. This dominance is driven by the ongoing shift from diesel to solar-powered irrigation, supported by long-term cost savings, environmental benefits and suitability for remote areas. The integration of solar pumps with drip irrigation and precision farming further enhances efficiency, reinforcing agriculture as the primary demand driver in the solar pump market.



Looking ahead, emerging technologies such as AI-integrated pump controllers, solid-state battery systems and localised solar panel manufacturing are expected to drive further efficiency gains and lower total lifecycle costs. Amid growing global imperatives around climate change mitigation and food security, solar pumps are poised to play a critical role in shaping the future of sustainable energy and water infrastructure through 2035.





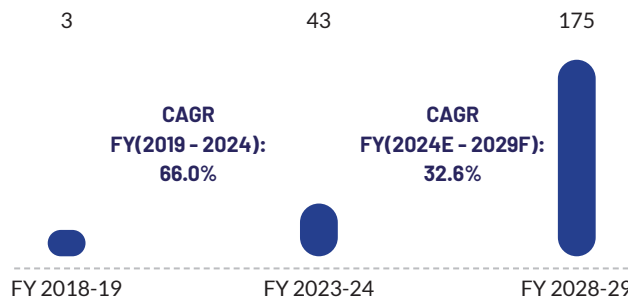


# MANAGEMENT DISCUSSION AND ANALYSIS

## Indian Solar Pumps

The Indian solar pumps market has recorded exceptional growth, rising from ₹ 3 Bn in FY 2018-19 to ₹43 Bn in FY 2023-24. This strong momentum is expected to continue, with the market projected to reach ₹175 Bn by FY 2028-29, reflecting an impressive CAGR of 32.6% over the FY 2023-24-FY 2028-29 period. Market growth is being driven by robust government support, including targeted subsidies and flagship initiatives such as PM-KUSUM, aimed at promoting solar-based irrigation solutions. Increasing awareness around sustainable farming practices, coupled with the broader transition towards renewable energy and the demand for cost-effective, environmentally friendly technologies, is accelerating the adoption of solar-powered pumping systems across the agricultural sector.

### Indian Solar Pumps Market Size, By Value FY 2018-19-FY2028-29 F, Bn



Source: India Solar Water Pump Market (2025-2033), IMARC Group

## Key Growth Drivers

### Sustainable Farming Practices



- Increased focus on climate-resilient and eco-friendly irrigation
- Reduced carbon emissions compared to diesel-powered pumps

### Rising Cost of Conventional Energy



- Escalating diesel and electricity prices in rural areas
- Solar pumps offer a cost-effective and low-maintenance alternative

### Improved Agricultural Productivity



- Consistent water supply improves crop yield and farm income
- Reduced irrigation costs enable better profitability for farmers

### Export Opportunities



- Rising global demand for affordable solar pumps from India
- Focus on expanding reach to markets in Africa and Southeast Asia







## STRATEGIC SCHEMES & PROGRAMS

### PM KUSUM

- Targets the installation of: 2 Mn standalone solar pumps and 1.5 Mn grid-connected solar pump
- Up to 60% capital subsidy offered (30% central + 30% state government)
- Aims to reduce diesel reliance and provide irrigation access to off-grid rural farmers
- State-level incentives promoting renewable energy in agriculture
- Grid-connected solarisation enabling farmers to sell excess power
- As of June 2025, over 2.3 Mn solar pumps have been sanctioned

### Rooftop Solar Programme

- Focused on accelerating residential solar adoption
- Targets installation of 4 GW through residential consumers by 2026
- Offers direct benefit transfers (DBTs) of subsidies up to 40% for systems under 3 kW
- Simplified registration process through National Portal for Rooftop Solar

### Solar Park Scheme

- Facilitates the development of large-scale solar parks across states
- As of FY 2024-25, over 50 solar parks with a cumulative capacity of 37+ GW have been approved
- Key states: Gujarat, Rajasthan, Andhra Pradesh and Madhya Pradesh

### Green Energy Corridor (GEC)

- Aims to integrate renewable energy with national grid infrastructure
- Targets 10,750 circuit kilometers of transmission lines and 27,500 MVA transformation capacity by 2026
- Supports seamless evacuation of solar power from generation sites to consumption centres







# MANAGEMENT DISCUSSION AND ANALYSIS



## PM KUSUM

Launched in March 2019 and now extended until March 2026, the PM-KUSUM scheme is a flagship initiative of the Government of India aimed at promoting the adoption of solar energy in the agricultural sector. The scheme is designed to assist farmers in deploying solar-powered irrigation pumps,

establishing decentralised solar power plants and solarising existing grid-connected pumps, thereby reducing reliance on conventional energy sources and enhancing energy sustainability in rural India. The scheme is divided into three components:

### Component A:

Component A of the PM-KUSUM scheme aims to set up 10,000 MW of decentralised, ground- or stilt-mounted, grid-connected solar or other renewable energy-based power plants across the country. These plants, ranging between 500 kW and 2 MW, can be developed by individual farmers, groups of farmers, panchayats, cooperatives, FPOs, or Water User Associations (WUAs)—referred to as Renewable Power Generators (RPGs).

### Component B:

Component B of the PM-KUSUM scheme aims to support individual farmers in installing 1.75 Mn standalone solar agriculture pumps of up to 7.5 HP in off-grid areas where conventional electricity supply is unavailable. The scheme provides Central Financial Assistance (CFA) of 30% of the benchmark or tender cost (whichever is lower), with the State Government contributing at least another 30%. The remaining up to 40% is borne by the farmer, who can also opt for bank financing, reducing their initial contribution to just 10% of the total cost.

### Component B Achievements as of March 31, 2025

**12,24,229**

Total Sanctioned  
Standalone Pumps (Nos.)

**7,70,777**

Total Installed  
Standalone Pumps (Nos.)

### Component C:

Component C of the PM-KUSUM scheme targets the solarisation of 3.5 Mn grid-connected agriculture pumps, including feeder-level solarisation. Under this component, individual farmers with existing grid-connected pumps are supported to install solar PV systems up to twice the pump capacity (in kW). The solar power generated can be used for irrigation, with any surplus power sold to DISCOMs, providing an additional revenue stream. Farmers are eligible for 30% CFA of the benchmark or tender cost (whichever is lower), with a minimum 30% subsidy from the state government and the remaining up to 40% covered by the farmer.

Ministry of New and Renewable Energy – PM-KUSUM Scheme



# MANAGEMENT DISCUSSION AND ANALYSIS

## Progress under PM KUSUM

Amount Sanctioned by Central Government for PM Kusum Scheme \*

Particulars (₹ crore)	FY 2021-22	FY 2023-24	FY 2024-25
Rajasthan	153.5	247.6	49.4
Maharashtra	9.6	247.6	330.2
Haryana	161.1	138.0	429.7
Uttar Pradesh	13.7	82.3	92.3
Punjab	23.7	31.1	5.4
Jharkhand	-	20.0	23
Other States	44.4	34.7	91.3
<b>Total</b>	<b>406.0</b>	<b>801.4</b>	<b>1,000.6</b>

\*Source: Press Information Bureau (PIB)

State	Installed Pumps under Component BA (Nos)
Maharashtra	3,70,579
Haryana	1,53,727
Rajasthan	99,192
Uttar Pradesh	63,345
Punjab	12,981
Jharkhand	32,383
Other States	38,570
<b>Total</b>	<b>7,70,777</b>

^ Source: PM-KUSUM Dashboard, MNRE (As on 31 March 2025)



## PM SURYA GHAR MUFT BIJLI YOJANA

The PM Surya Ghar Muft Bijli Yojana is a flagship central government subsidy programme designed to accelerate the adoption of rooftop solar systems among Indian households. The initiative provides direct financial assistance to eligible beneficiaries, enabling them to significantly reduce electricity expenses and even earn income by supplying surplus power to the grid.





# MANAGEMENT DISCUSSION AND ANALYSIS

## Under the scheme:

- A 60% subsidy is available for systems up to 2 kW
- A 40% subsidy is provided for additional capacity between 2 kW and 3 kW
- Subsidy benefits are capped at 3 kW per household

Backed by a total budget allocation of ₹ 750.21 Bn through FY 2026–27, the scheme aims to make solar energy affordable, accessible and widely adopted. Households consuming up to 300 units per month could potentially save up to ₹ 15,000 annually on electricity bills.

Beyond cost savings, this initiative plays a critical role in advancing India's clean energy transition, empowering citizens to become active contributors to the country's renewable energy goals.

*Brightfields Energy*

## Magel Tyala Saur Krushi Pump Scheme

The Magel Tyala Saur Krushi Pump Yojana, administered by the Maharashtra State Electricity Distribution Company (MSEDCL), aims to install 1 Mn off- grid solar pumps over five years to bolster irrigation and reduce dependency on grid electricity and diesel. Under the scheme, farmers pay only 10% of the cost (or 5% for SC/ST beneficiaries); the remainder is subsidised—30% by the Central Government and 60% by the State. This landmark initiative significantly strengthens Shakti Pumps' presence in the solar irrigation space. The Company is empanelled to supply 25,000 DC solar photovoltaic water pumping systems in Maharashtra, under a contract valued at approximately ₹7.54 Bn (inclusive of GST), with a 60-day execution window from the work order. Beyond scale, the scheme addresses rural electrification and agricultural productivity, while aligning with India's sustainability and rural development priorities.

*Govt Schemes – Magel Tyala Saur Krushi Pump Yojana*

## India Solar Rooftop Industry

India sits within the Asia Pacific region, which led the global rooftop solar PV market with a 31.4% revenue share in 2024, underpinned by pro-renewables policy, rapid development, and rising C&I power demand. Globally, rooftop solar PV was USD 63.4 Bn in 2024 and is projected to reach USD 88.9 Bn by 2030 (CAGR 5.8%, 2025–2030)—a backdrop that supports India's multi-year scale-up. Policy features cited in the report—MNRE subsidies for residential systems, widespread net-metering provisions, and falling PV system costs—directly reinforce India's rooftop adoption, with on-grid systems dominating (85.1% share in 2024) and residential expected to be the fastest-growing application (CAGR 6.8%) as states streamline approvals and households monetise surplus generation via net metering.





# MANAGEMENT DISCUSSION AND ANALYSIS

## Opportunities

### Residential surge:

The report highlights MNRE-backed subsidies for homes and net-metering as key catalysts; with lower paybacks and widen the addressable base across Tier-1/2/3 cities, favouring standardised rooftop kits, financing tie-ups, and service models.

Grand View Research – Rooftop Solar PV Market

### C&I leadership:

Industrial/C&I held the largest application share in 2024 (40.1%), reflecting strong economics versus grid tariffs—an ongoing opportunity for EPC providers, cell/inverter suppliers, and O&M players.

### Grid-tied first:

With on-grid at 85.1%, growth will concentrate where DISCOM processes are efficient; firms positioned for faster permitting and meter integrations will win share.

### Technology mix:

While thin-film led by revenue in 2024 (41.32%), crystalline silicon is expected to grow solidly given efficiency, availability, and 25–30-year lifespans—relevant for rooftop designers optimising LCOE and roof loading.

## Solar Domestic Content Requirement (DCR) Cell and Modules

The Domestic Content Requirement (DCR) cell and modules is a strategic policy initiative by the Government of India to promote indigenous manufacturing within the solar energy sector. Under the DCR mandate, solar cells and modules used in certain government-supported schemes—such as the PM-KUSUM Scheme (Component-B)—must be manufactured domestically. This approach supports self-reliance, enhances local value addition, and aligns with “Make in India” and Atmanirbhar Bharat missions. The DCR policy not only fosters a sustainable domestic manufacturing ecosystem but also strengthens India’s solar supply chain by reducing dependency on imported components—especially crucial considering global supply disruptions and rising import costs.

India’s domestic solar manufacturing ecosystem has expanded rapidly in recent years, with cell capacity reaching ~80–100 GW as of mid-2025, while cell manufacturing capacity remains constrained at ~13 GW. Since DCR compliance requires cells to be manufactured domestically, the limited cell base has emerged as a structural bottleneck despite ample cell assembly lines. On the demand side, government-linked programmes such as the CPSU Scheme Phase-II (12 GW), PM-KUSUM (1.4 Mn standalone and 3.5 Mn grid-connected solarised pumps by 2026), and the Rooftop Solar Programme (which mandates DCR for all subsidised projects) are creating a cumulative requirement estimated at 20–25 GW of DCR-compliant cells and modules over the medium term. This far exceeds present domestic cell capacity, underscoring the urgency for accelerated capacity expansion. Supported by the PLI scheme and ALMM framework, India’s cell manufacturing is projected to rise nearly five-fold to 50–55 GW by FY2027, while integrated cell capacity could approach 100 GW, gradually bridging the supply-demand gap and ensuring stronger availability of DCR cell for solar pump and renewable energy projects.





# MANAGEMENT DISCUSSION AND ANALYSIS



## ELECTRIC VEHICLE SEGMENT

The electric mobility landscape in India is undergoing a rapid transformation, supported by a robust policy environment and sustained investments in infrastructure and domestic manufacturing capabilities. As per ICRA estimates, the Indian auto-component industry—particularly segments catering to electric vehicles such as traction motors, battery management systems (BMS) and power electronics—is expected to register

ICRA – EV Sector Outlook

a revenue growth of 8–10% in FY 2025–26. This growth is underpinned by the increasing adoption of EVs and a broader trend toward vehicle premiumisation. Although EVs currently account for approximately 7% of new vehicle sales (as of FY 2023–24), the penetration is anticipated to rise significantly over the medium term, unlocking substantial opportunities for component manufacturers across the value chain.

### Policy Drivers & Localisation Push

#### FAME-II & EMPS:

The FAMEII scheme (April 2019–March 2024, ₹ 115 Bn) supported more than ~1.6 Mn EVs across 2W, 3W, 4W and buses and funded 6,862 ebuses plus thousands of public chargers

#### PM E-Drive:

Launched September 2024 (₹109 Bn over two years), targeting rapid charging, test labs and ambient EV segments (2W, 3W, buses, ambulances, trucks)

#### PM e-Bus Sewa – Payment Security Mechanism (PSM)

Scheme: The scheme was notified on October 28, 2024, with an outlay of ₹ 34.35 Bn is designed to facilitate the deployment of over 38,000 electric buses across the country. The scheme ensures payment security to e-bus operators by mitigating default risks from Public Transport Authorities (PTAs), thereby strengthening operator confidence and enabling faster EV adoption in public transport





# MANAGEMENT DISCUSSION AND ANALYSIS



## COMPANY OVERVIEW

Shakti Pumps (India) Limited is a leading manufacturer of energy-efficient submersible pumps, motors and solar pumping systems, with a strong presence in both domestic and international markets. With over four decades of experience, the Company is recognised for its integrated manufacturing capabilities, in-house R&D and innovation-driven product portfolio. As one of the largest beneficiaries of government initiatives like PM-KUSUM, Shakti Pumps holds a commanding market share in solar pump installations across major agricultural states.

The Company operates three state-of-the-art manufacturing facilities and offers over 1,200 product variants, catering to diverse applications across agriculture, industry, domestic use and export markets. With a presence in 100+ countries and a growing retail footprint, Shakti Pumps continues to expand its customer base through superior product performance, robust after-sales service and strong distributor relationships. In recent years, Shakti Pumps has diversified into EV motors and controllers through its wholly owned subsidiary—Shakti EV Mobility Private Limited and is actively tapping opportunities in the solar rooftop segment under government programmes like PM Surya Ghar: Muft Bijli Yojana.

Shakti Pumps has strategically diversified into the Electric Vehicle (EV) mobility segment through its subsidiary, Shakti EV Mobility, with the vision of becoming a key enabler in India's e-mobility ecosystem. The Company has indigenously developed a range of AC and DC fast chargers for two-wheelers, three-wheelers, and four-wheelers, leveraging its strong expertise in electrical and power electronics manufacturing.

During FY 2024-25, Shakti EV Mobility secured several notable project wins, including the supply and installation of 2,000 EV chargers under government-led initiatives and contracts with leading State DISCOMs for deployment of public charging infrastructure. The Company also collaborated with institutional and fleet operators to establish charging hubs in urban and semi-urban areas, ensuring affordable and efficient charging access. In addition, Shakti EV Mobility has been empanelled with multiple state nodal agencies, creating a strong platform for participation in upcoming tenders under FAME-II and state EV policies.







# MANAGEMENT DISCUSSION AND ANALYSIS



## DIVERSIFIED SECTORS

Shakti Pumps operates across a well-diversified portfolio of sectors, including solar, agriculture, domestic, commercial, industrial and sewage & drainage. This diversified presence enables the Company to cater to a broad spectrum of water management needs—from powering solar irrigation systems

for farmers to supporting high-rise water pressure systems, industrial utilities and municipal wastewater handling. The breadth of applications enhances business resilience, reduces dependency on any single segment and supports long-term, sustainable growth.



## Solar Sector

As a trusted channel partner of the Ministry of New and Renewable Energy (MNRE), SPIL continues to deliver high-performance solar pumping solutions across India. The Company's product range—spanning 0.5 HP to 300 HP—meets stringent DCR norms and is equipped with advanced remote monitoring systems, enabling farmers to optimise performance and water usage. In FY 2024-25, the Company further expanded its solar footprint under flagship schemes like PM-KUSUM and PM Surya Ghar: Muft Bijli Yojana. With a growing installed base and integrated in-house manufacturing of key components such as VFDs, inverters and solar structures, SPIL remains at the forefront of India's clean energy transition.



## Agriculture Sector

Shakti Pumps continued to play a pivotal role in rural irrigation modernisation, offering pumps and motor solutions designed to address diverse agricultural requirements. During the year, the Company successfully executed significant orders under various scheme which includes the Magel Tyala Saur Krushi Pump Yojana and the M.P. Government-approved Pradhan Mantri Krishak Mitra Surya Yojana—a scheme that is steadily gaining market traction and is expected to create substantial opportunities in the near future. Alongside, SPIL strengthened its retail and direct-to-farmer model, supported by a growing network of dealers and service centres. By delivering comprehensive support from product supply to after-sales service, Shakti Pumps contributed meaningfully to enhancing rural productivity and strengthening water security.



## Commercial Sector

In the commercial segment, Shakti Pumps supplied customised high-pressure and multistage pump systems for use in shopping malls, hotels, high-rise buildings and other large premises. These solutions addressed the need for efficient water distribution, pressure boosting and utility management in dense urban environments.



## Domestic Sector

Catering to residential needs, the Company expanded its domestic pump offerings across bungalows, housing complexes and urban water supply systems. Compact, user-friendly and energy-efficient pumps were deployed for applications such as storage tank filling, gardening and domestic water distribution. Shakti's strong brand reputation and after-sales service network contributed to growing adoption in both urban and semi-urban markets.



# MANAGEMENT DISCUSSION AND ANALYSIS



## Industrial Sector

Shakti Pumps continued to serve the industrial sector with robust solutions for applications including process cooling, fluid transfer, firefighting and wastewater management. With a focus on reliability and energy efficiency, the Company's industrial-grade pumps have been well received by sectors such as manufacturing, infrastructure and utilities. Its presence in export markets further enabled access to global industrial demand.



## Sewage & Drainage Sector

The Company contributed to civic and municipal infrastructure by supplying sewage and drainage pumps engineered to manage wastewater and floodwater effectively. These systems were deployed in applications such as basements, parking areas and water treatment facilities, offering reliable performance in demanding operating environments.



## Retail Sector

The retail segment remains an important growth driver for Shakti Pumps, complementing government and export projects while offering farmers greater flexibility. Unlike subsidy-led schemes, retail sales enable farmers to purchase pumps directly through the Company's extensive dealer and distributor network, ensuring faster access, assured quality, and seamless service support. For example, a 5 HP solar pump in retail costs around ₹0.25 Mn compared to ₹ 0.12 Mn under subsidy—farmers benefit from immediate availability and avoiding long waiting periods associated with government allocations.

To improve affordability, Shakti Pumps has partnered with financial institutions to extend easy installment and financing options, thereby making solar solutions more accessible for small and medium farmers. Backed by a network of over 1,200 dealers across India, the Company continues to deepen its retail footprint, enhance customer engagement, and drive wider adoption of energy-efficient and solar-powered pumps. This approach not only broadens market reach but also supports farmers in adopting sustainable and reliable irrigation practices.



## Exports Business

Exports continue to be a high-margin growth driver for Shakti Pumps, with the segment delivering stronger profitability compared to other business verticals. During FY 2024-25, the Company secured a landmark USD 35.3 Mn contract from the Government of Uganda for supplying solar-powered water pumping systems, significantly strengthening its international order book. Beyond Africa, Shakti has expanded its footprint across North America, Europe, the Middle East, Asia, and Oceania, addressing diverse water management and irrigation requirements through its portfolio of solar and energy-efficient pumping solutions.

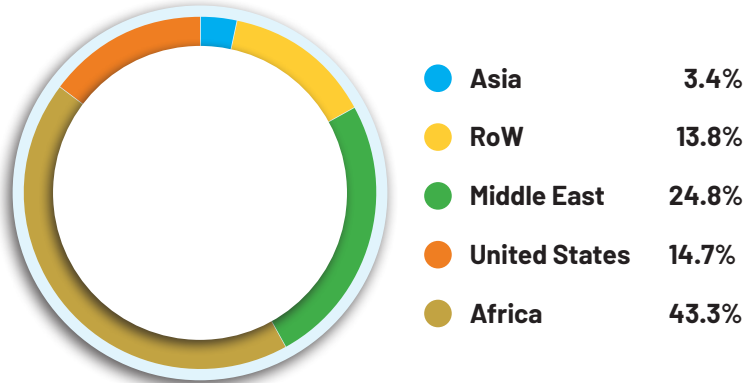
The Company is also an active participant in the International Solar Alliance (ISA), which is aggregating large-scale global demand for renewable energy systems, including over 2,70,000 solar pumps across 22 countries, more than 1 GW of rooftop solar across 11 countries, and over 10 GW of solar mini-grids across 9 countries under various programmes. Leveraging its integrated in-house manufacturing, proven product reliability, and expanding distribution and service networks, Shakti Pumps is well-positioned to capture these opportunities. Exports are expected to remain a scalable, sustainable, and high-margin contributor to the Company's long-term growth, while also providing natural diversification beyond the domestic market.





# MANAGEMENT DISCUSSION AND ANALYSIS

## FY25 Exports Revenue-mix



## Domestic Content Requirement (DCR) Cell and Module

The Government of India's Domestic Content Requirement (DCR) policy has served as a catalyst in promoting local manufacturing and reducing reliance on imported solar components. Under schemes like PM-KUSUM, the use of indigenously manufactured solar cells and modules is mandatory—offering a strategic advantage to players with strong backward integration and domestic production capabilities.

Shakti Pumps has effectively capitalised on this policy shift by producing and supplying DCR-compliant solar pumping systems. With a fully integrated manufacturing setup encompassing motors, controllers, and solar cells, the Company has positioned itself as a key beneficiary of DCR-linked demand. This alignment has not only enhanced Shakti's participation in government-led solar initiatives but also strengthened its competitive edge in public sector projects.

The Company's focus on adhering to DCR guidelines has translated into growing order inflows, improved operational visibility, and increased traction in the rural and agricultural solar irrigation segments. Going forward, Shakti Pumps remains committed to advancing domestic manufacturing in line with national sustainability and self-reliance objectives.

### ₹12 Bn

invested for setting up a  
2.2 GW solar DCR cell and  
solar PV module plant





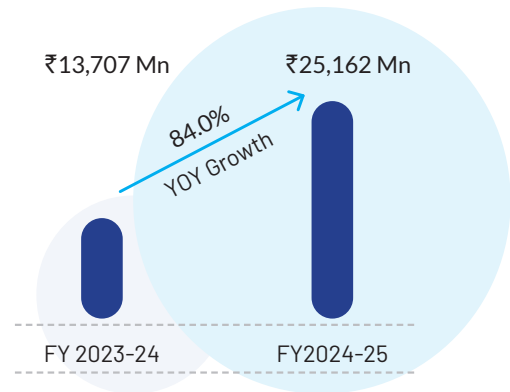
# MANAGEMENT DISCUSSION AND ANALYSIS



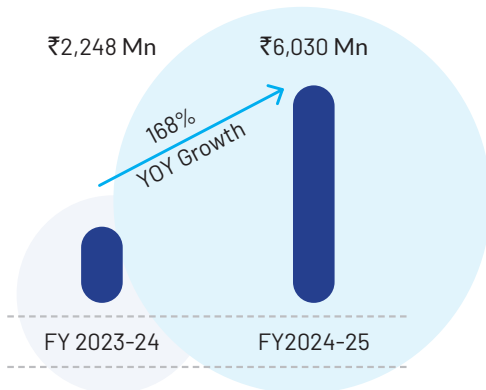
## FINANCIAL PERFORMANCE

### Revenue from Operation

Shakti Pumps has demonstrated a strong growth trajectory, with revenue from operations increasing from ₹ 13,707 Mn in FY 2023-24 to a record ₹ 25,162 Mn in FY 2024-25. This reflects the Company's expanding presence across solar, agriculture and export markets. The sharp revenue uptick underscores the Company's operational strength, product leadership and ability to scale effectively in a high-growth environment.




### EBITDA



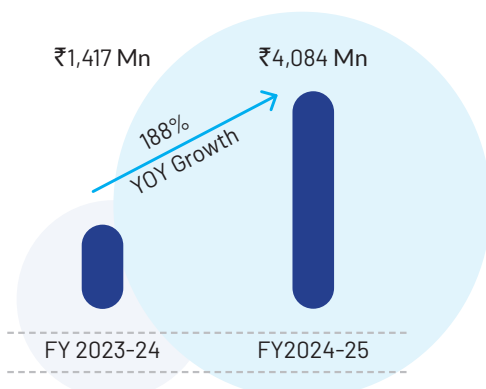
EBITDA also improved significantly during this period, rising from ₹ 2,248 Mn in FY 2023-24 to ₹ 6,030 Mn in FY 2024-25, driven by higher operating leverage, enhanced product mix and improved execution efficiency.

### EBITDA Margin %

EBITDA margin improved to 24.0%, up from 16.4% in FY 2023-24, reflecting a significant margin expansion of 760 basis points. This improvement was driven by increased scale, enhanced product mix and strong cost control measures, highlighting the Company's operational efficiency and profitability focus.



### PROFIT AFTER TAX (PAT)



Profit After Tax stood at ₹ 4,084 Mn in FY 2024-25, reflecting a robust 188% YoY growth over ₹ 1,417 Mn in FY 2023-24. This sharp increase was driven by strong revenue growth, improved operating margins and efficient cost management, underscoring the Company's enhanced profitability and financial strength.

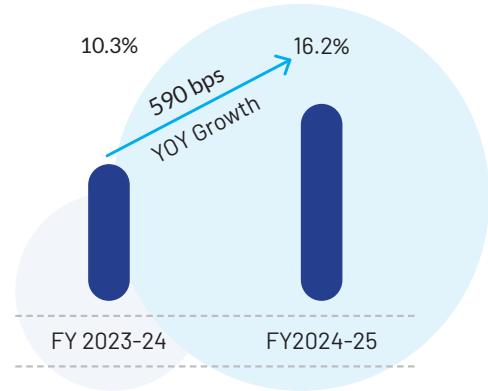




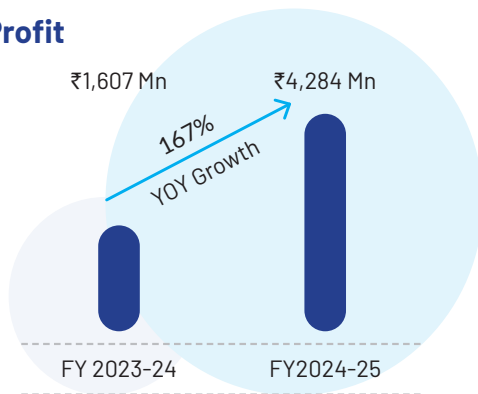
# MANAGEMENT DISCUSSION AND ANALYSIS

## PAT MARGIN %

PAT margin improved significantly to 16.2% in FY 2024-25, up from 10.3% in FY 2023-24, marking an expansion of 590 basis points. This improvement was driven by strong operating performance, better cost management and increased contribution from high-margin segments, reflecting the Company's focus on sustainable and profitable growth.



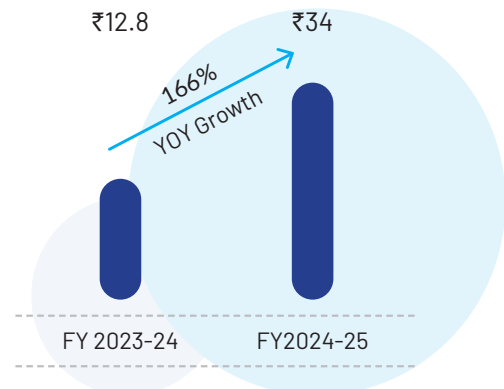
## Cash Profit



Cash profit rose sharply to ₹ 4,284 Mn in FY 2024-25, reflecting a 167% year-on-year increase from ₹ 1,607 Mn in FY 2023-24. This growth was driven by strong operating performance, improved cost efficiency and lower non-cash expenses relative to earnings.

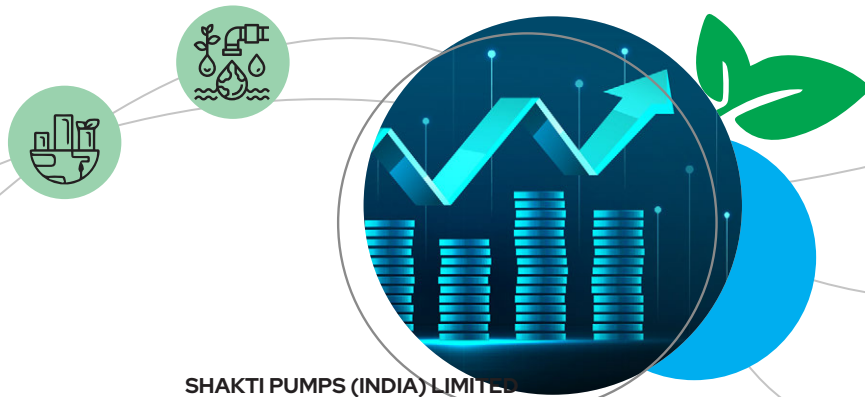
## Basic EPS

Basic EPS surged to ₹ 34 in FY 2024-25 from ₹ 12.8 in FY 2023-24, marking a robust 166% year-on-year growth. This sharp rise reflects the Company's strong bottom-line performance and improved earnings efficiency, reinforcing its ability to deliver enhanced shareholder value.



## Working Capital Management

The Company achieved a marked improvement in its working capital cycle during FY 2024-25, with receivable days reducing by 63 days, from 171 in FY 2023-24 to 108 in FY 2024-25, even as turnover expanded significantly. This reflects Shakti Pumps' focus on efficient collections, disciplined credit practices, and robust customer engagement. The improvement has strengthened operating cash flows and enhanced the Company's ability to fund growth internally, thereby lowering reliance on external borrowings. Shakti Pumps remains committed to sustaining this momentum and further optimising its working capital management as it scales across government, retail, export, and EV mobility segments.





# MANAGEMENT DISCUSSION AND ANALYSIS

## Key Ratios

Key Ratios	FY 2024-25	FY 2023-24
EBITDA Margin (%)	24.0%	16.4%
PAT Margin (%)	16.23%	10.31%
Debt Equity Ratio (x)	0.14	0.11
Return on Assets (%)	45.33%	25.13%
Return on Equity (%)	42.61	24.15
Current Ratio (x)	2.27	1.82
Debtors Turnover (x)	2.93	3.01
Inventory Turnover (x)	7.87	5.43
Interest Coverage Ratio (x)	12.52	11.73

## Human Resource

Human capital remained a cornerstone of Shakti Pumps' success in FY 2024-25, playing a pivotal role in driving innovation, operational excellence and sustainable growth. With a workforce strength of 1,734 employees, the Company prioritised structured training, leadership development and a high-performance culture. Initiatives around workplace flexibility, employee engagement and continuous learning contributed to higher productivity and morale. Health and safety remained paramount, with zero workplace accidents reported during the year. Through its people-first approach, Shakti Pumps continues to build a skilled, motivated and future-ready workforce aligned with its long-term strategic vision.

## Internal Control System






The Company has a well-structured internal control system in place to ensure accurate financial reporting, safeguard assets and maintain operational efficiency and compliance. During FY 2024-25, the Company further strengthened its controls through enhanced automation, ERP integration and periodic internal audits across key functions such as procurement, inventory, manufacturing and finance. The internal audit function operates independently and reports to the Audit Committee, ensuring transparency and timely corrective actions. Based on regular reviews and assessments, the Company believes its internal control systems are adequate and commensurate with the scale and complexity of its operations.





# MANAGEMENT DISCUSSION AND ANALYSIS

## Risk & Concern

Risk	Description	Mitigation Strategy
<b>1. Policy &amp; Scheme Dependency Risk</b> 	A large portion of revenue is linked to government subsidy schemes like PM-KUSUM, exposing the Company to risks of policy delays or discontinuation.	Strengthening presence in retail and export segments; actively bidding across multiple states; enhancing engagement with state nodal agencies.
<b>2. Working Capital &amp; Receivables Risk</b> 	Execution of government orders often leads to longer receivable cycles, affecting liquidity and operational efficiency.	Tightening credit control, reducing receivable days (already improved from 178 to 152); diversifying into cash-and-carry retail business.
<b>3. Raw Material Price Volatility</b> 	High exposure to fluctuations in prices of steel, copper and electronics affects cost of production and profitability.	Securing long-term supply contracts; leveraging backward integration; design optimisation to reduce input intensity.
<b>4. Export Market Risks</b> 	Revenue from over 100 countries exposes the Company to currency risks, geopolitical issues and changing trade regulations.	Geographic diversification across regions; adopting hedging strategies; partnering with local distributors in key markets.
<b>5. Technology Obsolescence Risk</b> 	The solar and EV technology landscape is evolving rapidly, potentially making current product lines less competitive.	Continuous R&D investment (15 patents till date); collaboration with IITs and DSIR; product innovation in IoT-enabled smart pumps.

## Cautionary Statement

The statements in the Board of Directors and Management Discussion & Analysis describing the Company's objectives, projections, estimates, expectations, or predictions may be "forward-looking statements" within the meaning of applicable securities laws and regulations. These statements are based on certain assumptions and expectations of future events, many of which are beyond the control of Shakti Pumps (India) Limited. Actual results, performance, or achievements could differ materially from those expressed or implied due to various factors such as changes in government policies, economic developments, global market conditions, climatic conditions, raw material prices and interest rate fluctuations. The Company assumes no obligation to update or revise any forward-looking statements, whether because of new information, future events, or otherwise.



## NOTICE

NOTICE is hereby given that the 30<sup>th</sup> Annual General Meeting ("AGM") of the Members of Shakti Pumps (India) Limited will be held through Video Conferencing ("VC")/Other Audio Visual means ("OAVM") on Thursday, September 25, 2025 at 11:30 A.M. to transact the following businesses, the deemed venue for the AGM will be the Corporate Office of the Company situated at Plot No. C-04, Silver Spring, Phase-2, Business Park, Bypass Road, Opp D Mart, Indore (M.P.) India 452020.

### ORDINARY BUSINESS:-

1. To receive, consider and adopt:-
  - a) The audited standalone Financial Statements of the Company for the financial year ended March 31, 2025 together with the Reports of the Board of Directors and Auditors thereon; and
  - b) The audited consolidated Financial Statements of the Company for the financial year ended March 31, 2025 together with the Report of the Auditors thereon.
2. To declare a Dividend of ₹ 1/- (i.e. 10%) per equity share of ₹ 10/- each for the financial year ended March 31, 2025.
3. To appoint a Director in place of **Mr. Ashwin Bhootda (DIN: 10236282)**, who retires by rotation, and being eligible, offered himself for re-appointment.

### SPECIAL BUSINESS:-

4. To appoint **M/s M. Maheshwari & Associates**, Practicing Company Secretaries as a **Secretarial Auditor** of the company.

To consider and, if thought fit, to pass with or without modification(s) the following resolution as an **Ordinary Resolution**:

**"RESOLVED THAT** pursuant to Section 204 of the Companies Act, 2013, the Companies (Appointment and Remuneration of Managerial Personnel) Rules, 2014, and Regulation 24A of SEBI (Listing Obligations and Disclosure Requirements) Regulations, 2015 (including any statutory modification(s), amendment(s) or re-enactment(s) thereof, for the time being in force), **M/s M. Maheshwari & Associates, Practicing Company Secretaries (Firm U.C.N. I2001MP213000)**, be appointed as Secretarial Auditor for 5 (five) consecutive years from April 1, 2025 to March 31, 2030, on terms and remuneration (including applicable taxes and reimbursement of out-of-pocket expenses) mutually agreed upon by the Board of Directors and the Secretarial Auditor.

**RESOLVED FURTHER THAT** the Board of Directors of the Company be and is hereby authorized for and behalf of the Company to take all necessary steps and to do such acts, deeds, matters and things which may deem necessary in this behalf."

5. To Re-appoint **Mr. Sunil Patidar (DIN: 02561763)** as a **Whole Time Director** of the company for a period of Five Years.

To consider and, if thought fit, to pass with or without modification(s) the following resolution as a **Special Resolution**:

**"RESOLVED THAT** in accordance with the provisions of Sections 196, 197, 198 and 203, read with Schedule V and all other applicable provisions, if any, of the Companies Act, 2013 ("the Act") and the Companies (Appointment and Remuneration of Managerial Personnel) Rules, 2014, and the applicable provisions of Securities and Exchange Board of India (Listing Obligations and Disclosure Requirements) Regulations, 2015 (the "Listing Regulations") (including any statutory modification(s), amendment(s) or re-enactment(s) thereof, for the time being in force), the Articles of Association of the Company, based on the recommendations of the Nomination and Remuneration Committee and the Board of Directors of the Company, approval of the Members of Company be and is hereby accorded for the re-appointment of **Mr. Sunil Patidar (DIN:02561763)** as **Key Managerial Personnel** and designated as **Whole Time Director** of the Company for a further period of 5 (Five) consecutive years, commencing from January 29, 2026 till January 28, 2031, (both days inclusive) liable to retire by rotation and on the terms and conditions including those relating to remuneration as contained in the Agreement entered into between the Company and Mr. Sunil Patidar and also as set out under the Explanatory Statement annexed to this Notice. However, that the remuneration payable to Mr. Sunil Patidar, shall not exceed the maximum limits for payment of managerial remuneration, specified in Schedule V to the said Act, or any amendment thereto as may be made from time to time or the laws or guidelines as may for the time being in force.

**RESOLVED FURTHER THAT** the Board or Company Secretary of the Company, be and is hereby authorized to do all acts, deeds, matters and things as may be deemed necessary and/or expedient in connection therewith or incidental thereto, to give effect to the foregoing resolution, including execution of the agreement and filing of necessary forms with the Registrar of Companies."

6. Ratification and confirm the payment of Remuneration of Cost Auditors for the financial year 2025-26:

To consider and, if thought fit, to pass with or without modification(s) the following resolution as an **Ordinary Resolution**:

**"RESOLVED THAT** pursuant to the provisions of Section 148



## NOTICE

and other applicable provisions, if any, of the Companies Act, 2013 and the Companies (Audit and Auditors) Rules, 2014 (including any statutory modification(s) or re-enactment(s) thereof, for the time being in force), **M/s. M. P. Turakhia & Associates**, Cost Accountants (Firm Registration No. 000417) appointed as Cost Auditors by the Board of Directors of the Company to audit the cost records of the Company for the financial year 2025-26, be paid a remuneration of ₹ 80,000/- (Rupees Eighty Thousand Only) per annum plus applicable Goods & Services Tax and out of pocket expenses that may be incurred in connection with the aforesaid audit be and is hereby ratified.

**RESOLVED FURTHER THAT** the Board of Directors of the Company be and is hereby authorized to do all acts and take all such steps as may be necessary, proper or expedient to give effect to this resolution."

7. Consider payment of Remuneration to **Mr. Ramakrishna Sataluri (DIN: 08903553)**, Non-executive and Non-Independent Director of the Company for the Financial Year 2025-26.

To consider and if thought fit, to pass the following resolution with or without modification(s) as a **Special Resolution**:

**"RESOLVED THAT** in accordance with the Regulation 17(6) (a) and (ca) of the SEBI (Listing Obligations and Disclosure Requirements) Regulations, 2015, and other applicable provisions, if any, of the Companies Act, 2013 and the rules framed thereunder, (including any statutory modification(s), amendment(s) or re-enactment(s) thereof, for the time being in force), and based on the recommendation of the Nomination and Remuneration Committee and as approved by the Board of Directors of the Company, the consent of the Members of the Company be and is hereby accorded for payment of Remuneration (including any fee or compensation, if any) to **Mr. Ramakrishna Sataluri (DIN: 08903553)**, Non-Executive & Non-Independent Director of the Company for the financial year 2025-26, which may exceed 50% of the total Annual Remuneration that may be payable to all the Non - Executive Directors of the Company.

**RESOLVED FURTHER THAT** the Board of Directors and / or the Company Secretary of the Company be and are hereby severally authorised to do all such acts, deeds, matters and things as may be deemed necessary, proper or desirable for the purpose of giving effect to this Resolution."

8. Approval for power to borrow funds pursuant to the provisions of Section 180(1)(c) of the Companies Act, 2013,

not exceeding the limit of ₹ 3,000 Crores.

To consider and if thought fit, to pass with or without modification(s) the following resolution as a **Special Resolution**:

**"RESOLVED THAT** in supersession of all earlier resolutions passed on the matter and pursuant to the provisions of Section 180(1)(c) and other applicable provisions, if any, of the Companies Act, 2013 and the rules made thereunder (including any statutory modification(s) or amendment(s) or re-enactment(s) thereof, for the time being in force), and Articles of Association of the Company, the consent of Members of the Company be and is hereby accorded to borrow, from time to time, any sum or sums of money (including non-fund based banking facilities) as may be required for the purpose of the business of the Company, on such terms and conditions and with or without security from one or more Banks, Financial Institutions, NBFC and other persons, firms, bodies corporate or any other lending institutions, whether in India or abroad, notwithstanding that the monies so borrowed together with the monies already borrowed (apart from temporary loans obtained from the Company's Bankers in the ordinary course of business) may at any time exceed the aggregate of the Paid up Capital of the Company, Free Reserves and Securities Premium (reserves not set apart for any specific purpose), provided that the total amount that may be borrowed by the Board of Directors (hereinafter referred to as 'the Board') and outstanding at any point of time, shall not exceed the limit of ₹ 3,000 crores (Rupees Three Thousand Crores only).

**RESOLVED FURTHER THAT** the Board of Directors or such committee of Board (by whatever name called), as may be authorized by the Board in this regards, be and are hereby authorized to decide all terms and conditions in relation to such borrowing, at their absolute discretion and to do all such acts, deeds and things and to execute all such documents, instruments and writings as may be required."

9. Approval for power to create charge on the assets of the company to secure borrowings upto ₹ 3,000 Crores pursuant to Section 180(1)(a) of the Companies Act, 2013.

To consider and if thought fit, to pass with or without modification(s) the following resolution as a **Special Resolution**:

**"RESOLVED THAT** in supersession of all earlier resolutions and pursuant to the provisions of Section 180(1)(a) and other applicable provisions, if any, of the Companies Act, 2013 (including any statutory modification(s) or amendment(s) or re-enactment(s) thereof, for the time being in



## NOTICE

force), the rules notified thereunder and the Articles of Association of the Company, the consent of the members of the Company be and is hereby accorded to hypothecate / mortgage and/ or charge and / or encumber in addition to the hypothecations/mortgages and/or charges and/ or encumbrances created by the Company, in such form and manner and with such ranking and at such time(s) and on such terms as the Board of Directors (hereinafter referred to as 'the Board') may determine, all or any one or more of the immovable and/or movable properties and/or such other assets of the company wherever situated, both present and future, and / or create a floating charge on all or any part of the immovable properties of the Company and the whole or any part of the undertaking(s) of the Company, in favour of any Banks, Financial Institutions, State Financial Corporations, Insurance Companies, Body Corporate, NBFC or persons, to secure all term loans/ Cash credit Facilities/debenture/ bonds (rupee Loan, commercial paper and/or foreign Currency loans/ external commercial borrowing) already obtained or that may hereinafter be obtained from any of the lenders and all other monies payable to the respective lenders and/or agents and expenses thereon shall not at any time exceed upto ₹ 3,000 crores (Rupees Three Thousand Crores only).

**RESOLVED FURTHER THAT** the Board of Directors or such committee of Board (by whatever name called), as may be authorized by the Board in this regards, be and are hereby authorized to finalize, settle, execute such documents, deeds, writings, papers and agreements as may be required and to do all acts, deeds, matters and things, as it may in its absolute discretion deemed necessary, proper or desirable and to settle any question, difficulty or doubt that may arise in regard to creating mortgage/charge as aforesaid and generally to do all acts, deeds and things that may be necessary, proper, expedient or incidental."

10. Revision in remuneration payable to **Mr. Dinesh Patidar (DIN: 00549552)**, Chairman cum Whole time Director of the Company:

To consider and if thought fit, to pass with or without modification(s) the following resolution as a **Special Resolution**:

**"RESOLVED THAT** in partial modification to the resolution

passed by the members of the Company at the 28<sup>th</sup> Annual General Meeting held on September 28, 2023 and pursuant to the provisions of Sections 196, 197, 198, and 203 read with Schedule V and other applicable provisions, if any, of the Companies Act, 2013 (hereinafter referred to as the "Act") and the Companies (Appointment and Remuneration of Managerial Personnel) Rules, 2014 (including any statutory modification(s) or re-enactment(s) thereof, for the time being in force) and the Articles of Association of the Company and pursuant to the recommendation of the Nomination and Remuneration Committee and the Board of Directors of the Company (hereinafter referred to as the "Board", which term shall be deemed to include any Committee thereof, which may exercise its powers, including the powers, conferred by this resolution), and subject to other requisite approvals as may be necessary, consent of the Members be and is hereby accorded for revision in remuneration of **Mr. Dinesh Patidar (DIN: 00549552), Chairman cum Whole time Director**, from August 01, 2025 till the remaining duration of his tenure on the terms and conditions as contained in the agreement entered into between the Company and Mr. Dinesh Patidar.

**RESOLVED FURTHER THAT** the remuneration payable to Mr. Dinesh Patidar (DIN: 00549552), Chairman cum Whole time Director, shall be ₹ 18 Crores (Rupees Eighteen Crores Only) per annum as basic salary and such other perquisites as mentioned in the explanatory statement.

**RESOLVED FURTHER THAT** the Board or Company Secretary of the Company, be and is hereby authorized to do all acts, deeds, matters and things as may be deemed necessary and/or expedient in connection therewith or incidental thereto, to give effect to the foregoing resolution, including execution of the agreement and filing of necessary forms with the Registrar of Companies.

**RESOLVED FURTHER THAT** save and except as aforesaid, all the other terms and conditions of the Special Resolution approved and passed by the Members in their 28<sup>th</sup> Annual General Meeting held on September 28, 2023, with respect to the appointment of Mr. Dinesh Patidar, as the Chairman cum Whole time Director of the Company, shall continue to remain in full force and effect."

**For and on the behalf of the Board  
Shakti Pumps (India) Limited**

**Ravi Patidar  
Company Secretary  
M. No. ACS 32328**

**Place: Indore  
Date: August 01, 2025**



# NOTICE

## Notes: -

1. In view of the relaxation granted by the Ministry of Corporate Affairs ('MCA') vide its General Circular Nos. 14/2020 dated April 8, 2020, 17/2020 dated April 13, 2020, 20/2020 dated May 5, 2020 and 09/2023 dated September 25, 2023 and 09/2024 dated September 19, 2024 ('MCA Circulars') and the Securities and Exchange Board of India ('SEBI') vide its circular no. SEBI/HO/CFD/CFD-PoD-2/P/CIR/2023/167 dated October 06, 2023 and SEBI/HO/CFD/CFD-PoD-2/P/CIR/2024/133 dated October 03, 2024 ('SEBI circular') (MCA Circular and SEBI Circular collectively referred as 'Circulars') has permitted the holding of Annual General Meeting ('AGM') through video conferencing ('VC') or other audio visual means ('OAVM') facility and dispensed physical presence of the members at the meeting. In compliance with the provisions of the Companies Act, 2013 ('Act'), SEBI (Listing Obligations and Disclosure Requirements) Regulations, 2015 ('Listing Regulations') and Circulars, the 30<sup>th</sup> AGM of the Company is being held through VC/OAVM. Deemed Venue for meeting will be the Corporate Office of the Company at Plot No. C-04, Silver Spring, Phase-2, Business Park, By-pass Road, Opp D Mart, Indore (M.P.) India 452020.
2. The Explanatory Statement setting out the material facts pursuant to Section 102 of the Companies Act, 2013 ("the Act"), in respect of the Special Business under Item Nos. 4 to 10 of this Notice of AGM is annexed herewith. Further, the relevant details, pursuant to Regulations 36 (3) & (5) of the Listing Regulations and Secretarial Standards on General Meetings issued by the Institute of Company Secretaries of India ('SS-2'), in respect of appointment of Directors and Secretarial Auditor at the AGM are also annexed to this Notice.
3. Since the AGM is being held through VC/OAVM, the physical attendance of Members has been dispensed with; there is no requirement for appointment of proxies. Accordingly, the facility for appointment of proxies by the Members under Section 105 of the Act will not be available for the AGM and hence the Proxy Form and Attendance Slip are not annexed to this Notice.

Institutional/ Corporate Members (i.e., other than individuals, HUF, NRI, etc.) intending to authorize their representatives to attend the meeting through VC/OAVM and/or vote through remote e-voting or e-voting at the AGM on its behalf are requested to send scanned copy (PDF/JPG Format) of the relevant Board Resolution/ Authority letter, etc., with attested specimen signature of the duly authorized signatory(s) to the Company by email

at [cs@shaktipumpsindia.com](mailto:cs@shaktipumpsindia.com). They can also upload the said documents by clicking on "Upload Board Resolution/ Authority Letter" displayed under "e-Voting" tab in their login.

4. The attendance of the Members attending the AGM through VC /OAVM facility shall be counted for the purpose of reckoning the quorum under section 103 of the Act. In case of joint holders attending the meeting, the Member whose name appears as the first holder in the order of names as per the Register of Members / List of Beneficial owners of the Company will be entitled to vote at the AGM.
5. The proceedings of the AGM shall be made available on the Company's website at <https://shaktipumps.com/> in the Investors Relation Section, as soon as possible after the conclusion of the AGM.
6. Members desiring any information or obtaining any clarifications on the financial statement of the Company or any other matter to be placed at the AGM are requested to write to the Company on or before Monday, September 15, 2025 at its email id [cs@shaktipumpsindia.com](mailto:cs@shaktipumpsindia.com) mentioning their name, demat account number/folio number, e-mail id, mobile number. The same shall be replied by the Company suitably.
7. Members may also note that the Notice of this AGM and the Annual Report for the year 2025 will also be available on the Company's website <https://shaktipumps.com/> for download. The same shall also be available on the website of the Stock Exchanges i.e. BSE Limited at [www.bseindia.com](http://www.bseindia.com) and National Stock Exchange of India Limited at [www.nseindia.com](http://www.nseindia.com) respectively, and on the website of CDSL [www.evotingindia.com](http://www.evotingindia.com).
8. During the AGM, members may access the Auditor's Report, Register of Directors and Key Managerial Personnel and their shareholding maintained under Section 170 of the Act, the Register of Contracts or Arrangements in which the Directors are interested under Section 189 of the Act and such other documents as referred in the Notice of the AGM and explanatory statement. Members seeking to inspect such documents can send an email to the Company at [cs@shaktipumpsindia.com](mailto:cs@shaktipumpsindia.com).
9. Pursuant to Sections 101 and 136 of the Act read with relevant Rules made thereunder and Regulation 36 of Listing Regulations and in terms of Circulars, Company will send Annual Report along with notice of the AGM and other communications through electronic mode to those Members whose email addresses are registered/available with the Depository Participants ('DPs')/Company in case of shareholders holding shares in demat mode as on cut-off



## NOTICE

date of Friday, August 22, 2025. Further, in terms of SEBI Listing Obligations and Disclosure Requirements (Third Amendment) Regulations, 2024 for those shareholders whose email id is not registered, a letter providing the web-link, including the exact path where complete details of the Annual Report are available, will be sent at their registered address.

11. To support the Green Initiative, members who have not registered their e-mail address are requested to register their e-mail address for receiving all communication including Annual Report, Notices, Circulars etc. from the Company electronically.
12. The Securities and Exchange Board of India (SEBI) has mandated submission of PAN by every participant in the Securities Market. Members holding Shares in electronic form are, therefore, requested to submit their PAN details to their Depository Participants. Members holding shares in physical form are requested to submit their Pan details to the Company or to the Registrar and Share Transfer Agent.
13. Pursuant to Section 72 of the Companies Act, 2013, Members holding shares in physical form are advised to file nomination in the prescribed Form SH-13 with the Company's share transfer agent. In respect of shares held in electronic/ demat form, the Members may please contact their respective depository participant.
14. The Register of Members and Share Transfer Books of the Company will remain closed from Friday, September 19, 2025 to Thursday, September 25, 2025 (both days inclusive) for the purpose of payment of Final dividend, if declared at the Annual General Meeting.
15. The Company has fixed Thursday, September 18, 2025 as the Record date for determining the entitlement of Members to final dividend for the financial year ended March 31, 2025, if approved at the AGM.
16. All persons whose names are recorded in the Register of Members or in the Register of Beneficial Owners maintained by the Depositories as on the cut-off date Thursday, September 18, 2025 only shall be entitled to vote at the General Meeting by availing the facility of remote e-voting or by voting at the General Meeting.
17. The dividend, as recommended by the Board of Directors of the Company in its meeting held on Friday, May 09, 2025, (₹ 1/- per equity shares of face value of ₹ 10 each

for FY 2024-25), if declared subject to approval of the shareholders at the AGM, will be paid/dispatched within 30 days from the date of AGM to those member(s) or their mandates:

- a) whose names appear as Members / Beneficial Owners at the end of business hours on Thursday, September 18, 2025, in the Register of Members / list of Beneficial Owners furnished by National Securities Depository Limited and Central Depository Services (India) Limited in respect of the shares held in electronic form;
  - b) whose names appear as member(s) in the Register of Members of the Company on Thursday, September 18, 2025
18. As per Regulation 40 of the Listing Regulations, securities of listed companies can be transferred only in dematerialised form with effect from April 1, 2019. In view of the above and to avail the benefits of dematerialization and ease portfolio management, Members are requested to consider dematerialize shares held by them in physical form.
  19. Members are requested to send all communications relating to shares and unclaimed dividends, change of address, bank details, email address etc. to the Registrar and Share Transfer Agents at the following address: ADROIT CORPORATE SERVICES P LTD, 18-20, Jafferbhoy Ind. Estate, 1st Floor, Makwana Road, Marol Naka, Andheri (E), Mumbai 400059, India. 022-42270423, Fax: 022-28503748. If the shares are held in electronic form, then change of address and change in the Bank Accounts etc. should be furnished to their respective Depository Participants (DPs).
  20. Members are requested to note that, Pursuant to provisions of Section 124(5) of the Companies Act, 2013, dividends if not paid or claimed for a period of 7 years from the date of transfer of Unpaid Dividend Account of the Company, are liable to be transferred to the Investor Education and Protection Fund ("IEPF"). Further, all the shares in respect of which dividend has remained unpaid or unclaimed for seven consecutive years or more from the date of transfer to unpaid dividend account shall also be transferred to IEPF account.

Members are requested to claim their unpaid dividend for the year 2017-18 to 2023-24, if any, from the company,



# NOTICE

within stipulated timeline. The Company has also sent individual intimation to all such shareholders who have not claimed their dividend for seven consecutive years. The details of unclaimed/unpaid dividend are also available on the website of the Company via <https://shaktipumps.com/>. Members may note that the dividend and shares transferred to the IEPF can be claimed back by the concerned shareholders from the IEPF Authority after complying with the procedure prescribed under the Investor Education and Protection Fund Authority <https://www.mca.gov.in/content/mca/global/en/foportal/fologin.html>

## CDSL e-Voting System – For e-voting and Joining Virtual meetings

1. As you are aware, in view of the situation arising due to COVID-19 global pandemic, the general meetings of the companies shall be conducted as per the guidelines issued by the Ministry of Corporate Affairs (MCA) vide Circular No. 14/2020 dated April 8, 2020, Circular No.17/2020 dated April 13, 2020 and Circular No. 20/2020 dated May 05, 2020. The forthcoming AGM will thus be held through video conferencing (VC) or other audio visual means (OAVM). Hence, Members can attend and participate in the ensuing AGM through VC/OAVM.
2. Pursuant to the provisions of Section 108 of the Companies Act, 2013 read with Rule 20 of the Companies (Management and Administration) Rules, 2014 (as amended) and Regulation 44 of SEBI (Listing Obligations & Disclosure Requirements) Regulations 2015 (as amended), and MCA Circulars dated April 08, 2020, April 13, 2020 and May 05, 2020 the Company is providing facility of remote e-voting to its Members in respect of the business to be transacted at the AGM. For this purpose, the Company has entered into an agreement with Central Depository Services (India) Limited (CDSL) for facilitating voting through electronic means, as the authorized e-Voting's agency. The facility of casting votes by a member using remote e-voting as well as the e-voting system on the date of the AGM will be provided by CDSL.
3. The Members can join the AGM in the VC/OAVM mode 15 minutes before and after the scheduled time of the commencement of the Meeting by following the procedure mentioned in the Notice. The facility of participation at the AGM through VC/OAVM will be made available to atleast 1000 members on first come first served basis. This will

not include large Shareholders (Shareholders holding 2% or more shareholding), Promoters, Institutional Investors, Directors, Key Managerial Personnel, the Chairpersons of the Audit Committee, Nomination and Remuneration Committee and Stakeholders Relationship Committee, Auditors etc. who are allowed to attend the AGM without restriction on account of first come first served basis.

4. The attendance of the Members attending the AGM through VC/OAVM will be counted for the purpose of ascertaining the quorum under Section 103 of the Companies Act, 2013.
5. Pursuant to MCA Circular No. 14/2020 dated April 08, 2020, the facility to appoint proxy to attend and cast vote for the members is not available for this AGM. However, in pursuance of Section 112 and Section 113 of the Companies Act, 2013, representatives of the members such as the President of India or the Governor of a State or body corporate can attend the AGM through VC/OAVM and cast their votes through e-voting.
6. In line with the Ministry of Corporate Affairs (MCA) Circular No. 17/2020 dated April 13, 2020, the Notice calling the AGM has been uploaded on the website of the Company at <https://shaktipumps.com/general-meeting/>. The Notice can also be accessed from the websites of the Stock Exchanges i.e. BSE Limited and National Stock Exchange of India Limited at [www.bseindia.com](http://www.bseindia.com) and [www.nseindia.com](http://www.nseindia.com) respectively. The AGM Notice is also disseminated on the website of CDSL (agency for providing the Remote e-Voting facility and e-voting system during the AGM) i.e. [www.evotingindia.com](http://www.evotingindia.com).
7. The AGM has been convened through VC/OAVM in compliance with applicable provisions of the Companies Act, 2013 read with MCA Circular No. 14/2020 dated April 8, 2020 and MCA Circular No. 17/2020 dated April 13, 2020 and MCA Circular No. 20/2020 dated May 05, 2020.

## THE INSTRUCTIONS OF SHAREHOLDERS FOR E-VOTING AND JOINING VIRTUAL MEETINGS ARE AS UNDER:

**Step 1:** Access through Depositories CDSL/NSDL e-Voting system in case of individual shareholders holding shares in demat mode.

**Step 2:** Access through CDSL e-Voting system in case of shareholders holding shares in physical mode and non-individual shareholders in demat mode.



## NOTICE

- (i) The voting period begins on Sunday, September 21, 2025 at 9:00 A.M. and ends on Wednesday, September 24, 2025 at 5:00 P.M. During this period shareholders of the Company, holding shares either in physical form or in dematerialized form, as on the cut-off date (record date) of Thursday, September 18, 2025 may cast their vote electronically. The e-voting module shall be disabled by CDSL for voting thereafter.
- (ii) Shareholders who have already voted prior to the meeting date would not be entitled to vote at the meeting venue.
- (iii) Pursuant to SEBI Circular No. **SEBI/HO/CFD/CMD/ CIR/P/2020/242 dated 09.12.2020**, under Regulation 44 of Securities and Exchange Board of India (Listing Obligations and Disclosure Requirements) Regulations, 2015, listed entities are required to provide remote e-voting facility to its shareholders, in respect of all shareholders' resolutions. However, it has been observed that the participation by the public non-institutional shareholders/retail shareholders is at a negligible level.

Currently, there are multiple e-voting service providers (ESPs) providing e-voting facility to listed entities in India. This necessitates registration on various ESPs and maintenance of multiple user IDs and passwords by the shareholders.

In order to increase the efficiency of the voting process,

pursuant to a public consultation, it has been decided to enable e-voting to **all the demat account holders, by way of a single login credential, through their demat accounts/ websites of Depositories/ Depository Participants**. Demat account holders would be able to cast their vote without having to register again with the ESPs, thereby, not only facilitating seamless authentication but also enhancing ease and convenience of participating in e-voting process.

### Step 1 : Access through Depositories CDSL/NSDL e-Voting system in case of individual shareholders holding shares in demat mode.

- (iv) In terms of **SEBI circular no. SEBI/HO/CFD/CMD/ CIR/P/2020/242 dated December 9, 2020** on e-Voting facility provided by Listed Companies, Individual shareholders holding securities in demat mode are allowed to vote through their demat account maintained with Depositories and Depository Participants. Shareholders are advised to update their mobile number and email Id in their demat accounts in order to access e-Voting facility.

Pursuant to abovesaid SEBI Circular, Login method for e-Voting and joining virtual meetings **for Individual shareholders holding securities in Demat mode CDSL/ NSDL** is given below:

Type of shareholders	Login Method
Individual Shareholders holding securities in Demat mode with <b>CDSL Depository</b>	<ol style="list-style-type: none"> <li>Users who have opted for CDSL Easi / Easiest facility, can login through their existing user id and password. Option will be made available to reach e-Voting page without any further authentication. The users to login to Easi / Easiest are requested to visit cdsi website <a href="http://www.cdslindia.com">www.cdslindia.com</a> and click on login icon &amp; My Easi New (Token) Tab.</li> <li>After successful login the Easi / Easiest user will be able to see the e-Voting option for eligible companies where the evoting is in progress as per the information provided by company. On clicking the evoting option, the user will be able to see e-Voting page of the e-Voting service provider for casting your vote during the remote e-Voting period or joining virtual meeting &amp; voting during the meeting. Additionally, there is also links provided to access the system of all e-Voting Service Providers, so that the user can visit the e-Voting service providers' website directly.</li> <li>If the user is not registered for Easi/Easiest, option to register is available at cdsi website <a href="http://www.cdslindia.com">www.cdslindia.com</a> and click on login &amp; My Easi New (Token) Tab and then click on registration option.</li> <li>Alternatively, the user can directly access e-Voting page by providing Demat Account Number and PAN No. from a e-Voting link available on <a href="http://www.cdslindia.com">www.cdslindia.com</a> home page. The system will authenticate the user by sending OTP on registered Mobile &amp; Email as recorded in the Demat Account. After successful authentication, user will be able to see the e-Voting option where the evoting is in progress and also able to directly access the system of all e-Voting Service Providers.</li> </ol>



## NOTICE

Type of shareholders	Login Method
Individual Shareholders holding securities in demat mode with <b>NSDL Depository</b>	<ol style="list-style-type: none"> <li>1) If you are already registered for NSDL IDeAS facility, please visit the e-Services website of NSDL. Open web browser by typing the following URL: <a href="https://eservices.nsdl.com">https://eservices.nsdl.com</a> either on a Personal Computer or on a mobile. Once the home page of e-Services is launched, click on the "Beneficial Owner" icon under "Login" which is available under 'IDeAS' section. A new screen will open. You will have to enter your User ID and Password. After successful authentication, you will be able to see e-Voting services. Click on "Access to e-Voting" under e-Voting services and you will be able to see e-Voting page. Click on company name or e-Voting service provider name and you will be re-directed to e-Voting service provider website for casting your vote during the remote e-Voting period or joining virtual meeting &amp; voting during the meeting.</li> <li>2) If the user is not registered for IDeAS e-Services, option to register is available at <a href="https://eservices.nsdl.com">https://eservices.nsdl.com</a>. Select "Register Online for IDeAS" Portal or click at <a href="https://eservices.nsdl.com/SecureWeb/IdeasDirectReg.jsp">https://eservices.nsdl.com/SecureWeb/IdeasDirectReg.jsp</a></li> <li>3) Visit the e-Voting website of NSDL. Open web browser by typing the following URL: <a href="https://www.evoting.nsdl.com/">https://www.evoting.nsdl.com/</a> either on a Personal Computer or on a mobile. Once the home page of e-Voting system is launched, click on the icon "Login" which is available under 'Shareholder/Member' section. A new screen will open. You will have to enter your User ID (i.e. your sixteen digit demat account number hold with NSDL), Password/OTP and a Verification Code as shown on the screen. After successful authentication, you will be redirected to NSDL Depository site wherein you can see e-Voting page. Click on company name or e-Voting service provider name and you will be redirected to e-Voting service provider website for casting your vote during the remote e-Voting period or joining virtual meeting &amp; voting during the meeting</li> <li>4) For OTP based login you can click on <a href="https://eservices.nsdl.com/SecureWeb/evoting/evotinglogin.jsp">https://eservices.nsdl.com/SecureWeb/evoting/evotinglogin.jsp</a>. You will have to enter your 8-digit DP ID, 8-digit Client Id, PAN No., Verification code and generate OTP. Enter the OTP received on registered email id/mobile number and click on login. After successful authentication, you will be redirected to NSDL Depository site wherein you can see e-Voting page. Click on company name or e-Voting service provider name and you will be re-directed to e-Voting service provider website for casting your vote during the remote e-Voting period or joining virtual meeting &amp; voting during the meeting.</li> </ol>
Individual Shareholders (holding securities in demat mode) login through their <b>Depository Participants (DP)</b>	You can also login using the login credentials of your demat account through your Depository Participant registered with NSDL/CDSL for e-Voting facility. After Successful login, you will be able to see e-Voting option. Once you click on e-Voting option, you will be redirected to NSDL/CDSL Depository site after successful authentication, wherein you can see e-Voting feature. Click on company name or e-Voting service provider name and you will be redirected to e-Voting service provider website for casting your vote during the remote e-Voting period or joining virtual meeting & voting during the meeting.

**Important note:** Members who are unable to retrieve User ID/ Password are advised to use Forget User ID and Forget Password option available at abovementioned website.

**Helpdesk for Individual Shareholders holding securities in demat mode for any technical issues related to login through Depository i.e. CDSL and NSDL**

Log in Type	Helpdesk details
Individual Shareholders holding securities in Demat mode with <b>CDSL</b>	Members facing any technical issue in login can contact CDSL helpdesk by sending a request at <a href="mailto:helpdesk.evoting@cdslindia.com">helpdesk.evoting@cdslindia.com</a> or contact at toll free no. 1800 21 09911
Individual Shareholders holding securities in Demat mode with <b>NSDL</b>	Members facing any technical issue in login can contact NSDL helpdesk by sending a request at <a href="mailto:evoting@nsdl.co.in">evoting@nsdl.co.in</a> or call at : 022 - 4886 7000 and 022 - 2499 7000



## NOTICE

**Step 2:** Access through CDSL e-Voting system in case of shareholders holding shares in physical mode and non-individual shareholders in demat mode.

(v) Login method for e-Voting and joining virtual meetings for **Physical shareholders and shareholders other than individual holding in Demat form.**

- 1) The shareholders should log on to the e-voting website [www.evotingindia.com](http://www.evotingindia.com).
- 2) Click on "Shareholders" module.
- 3) Now enter your User ID
  - a. For CDSL: 16 digits beneficiary ID,
  - b. For NSDL: 8 Character DP ID followed by 8 Digits Client ID,
  - c. Shareholders holding shares in Physical Form should enter Folio Number registered with the Company.
- 4) Next enter the Image Verification as displayed and Click on Login.
- 5) If you are holding shares in demat form and had logged on to [www.evotingindia.com](http://www.evotingindia.com) and voted on an earlier e-voting of any company, then your existing password is to be used.
- 6) If you are a first-time user follow the steps given below:

	For Physical shareholders and other than individual shareholders holding shares in Demat.
PAN	<p>Enter your 10 digit alpha-numeric *PAN issued by Income Tax Department (Applicable for both demat shareholders as well as physical shareholders)</p> <ul style="list-style-type: none"> <li>Shareholders who have not updated their PAN with the Company/Depository Participant are requested to use the sequence number sent by Company/RTA or contact Company/RTA.</li> </ul>
Dividend Bank Details OR Date of Birth (DOB)	<p>Enter the Dividend Bank Details or Date of Birth (in dd/mm/yyyy format) as recorded in your demat account or in the company records in order to login.</p> <ul style="list-style-type: none"> <li>If both the details are not recorded with the depository or company, please enter the member id / folio number in the Dividend Bank details field.</li> </ul>

(vi) After entering these details appropriately, click on "SUBMIT" tab.

(vii) Shareholders holding shares in physical form will then directly reach the Company selection screen. However, shareholders holding shares in demat form will now reach 'Password Creation' menu wherein they are required to mandatorily enter their login password in the new password field. Kindly note that this password is to be also used by the demat holders for voting for resolutions of any other company on which they are eligible to vote, provided that company opts for e-voting through CDSL platform. It is strongly recommended not to share your password with any other person and take utmost care to keep your password confidential.

(viii) For shareholders holding shares in physical form, the details can be used only for e-voting on the resolutions contained in this Notice.

(ix) Click on the EVSN for the relevant <Company Name> on which you choose to vote.

(x) On the voting page, you will see "RESOLUTION

DESCRIPTION" and against the same the option "YES/ NO" for voting. Select the option YES or NO as desired. The option YES implies that you assent to the Resolution and option NO implies that you dissent to the Resolution.

(xi) Click on the "RESOLUTIONS FILE LINK" if you wish to view the entire Resolution details.

(xii) After selecting the resolution, you have decided to vote on, click on "SUBMIT". A confirmation box will be displayed. If you wish to confirm your vote, click on "OK", else to change your vote, click on "CANCEL" and accordingly modify your vote.

(xiii) Once you "CONFIRM" your vote on the resolution, you will not be allowed to modify your vote.

(xiv) You can also take a print of the votes cast by clicking on "Click here to print" option on the Voting page.

(xv) If a demat account holder has forgotten the login password then Enter the User ID and the image verification code and click on Forgot Password & enter the details as prompted by the system.



# NOTICE

(xvi) There is also an optional provision to upload BR/POA if any uploaded, which will be made available to scrutinizer for verification.

(xvii) **Additional Facility for Non – Individual Shareholders and Custodians –For Remote Voting only.**

- Non-Individual shareholders (i.e. other than Individuals, HUF, NRI etc.) and Custodians are required to log on to [www.evotingindia.com](http://www.evotingindia.com) and register themselves in the “Corporates” module.
- A scanned copy of the Registration Form bearing the stamp and sign of the entity should be emailed to [helpdesk.evoting@cdslindia.com](mailto:helpdesk.evoting@cdslindia.com).
- After receiving the login details a Compliance User should be created using the admin login and password. The Compliance User would be able to link the account(s) for which they wish to vote on.
- The list of accounts linked in the login will be mapped automatically & can be delink in case of any wrong mapping.
- It is Mandatory that, a scanned copy of the Board Resolution and Power of Attorney (POA) which they have issued in favour of the Custodian, if any, should be uploaded in PDF format in the system for the scrutinizer to verify the same.
- Alternatively Non Individual shareholders are required mandatory to send the relevant Board Resolution/ Authority letter etc. together with attested specimen signature of the duly authorized signatory who are authorized to vote, to the Scrutinizer and to the Company at the email address viz; [cs@shaktipumpsindia.com](mailto:cs@shaktipumpsindia.com) (designated email address by company) , if they have voted from individual tab & not uploaded same in the CDSL e-voting system for the scrutinizer to verify the same.

**INSTRUCTIONS FOR SHAREHOLDERS ATTENDING THE AGM THROUGH VC/OAVM & E-VOTING DURING MEETING ARE AS UNDER:**

1. The procedure for attending meeting & e-Voting on the day of the AGM is same as the instructions mentioned above for e-voting.
2. The link for VC/OAVM to attend meeting will be available where the EVSN of Company will be displayed after successful login as per the instructions mentioned above for e-voting.
3. Shareholders who have voted through Remote e-Voting

will be eligible to attend the meeting. However, they will not be eligible to vote at the AGM.

4. Shareholders are encouraged to join the Meeting through Laptops / IPads for better experience.
5. Further shareholders will be required to allow Camera and use Internet with a good speed to avoid any disturbance during the meeting.
6. Please note that Participants Connecting from Mobile Devices or Tablets or through Laptop connecting via Mobile Hotspot may experience Audio/Video loss due to Fluctuation in their respective network. It is therefore recommended to use Stable Wi-Fi or LAN Connection to mitigate any kind of aforesaid glitches.
7. Shareholders who would like to express their views/ask questions during the meeting may register themselves as a speaker by sending their request in advance atleast 10 days prior to meeting mentioning their name, demat account number/folio number, email id, mobile number at [cs@shaktipumpsindia.com](mailto:cs@shaktipumpsindia.com). The shareholders who do not wish to speak during the AGM but have queries may send their queries in advance 10 days prior to meeting mentioning their name, demat account number/folio number, email id, mobile number at [cs@shaktipumpsindia.com](mailto:cs@shaktipumpsindia.com). These queries will be replied to by the company suitably by email.
8. Those shareholders who have registered themselves as a speaker will only be allowed to express their views/ask questions during the meeting.
9. Only those shareholders, who are present in the AGM through VC/OAVM facility and have not casted their vote on the Resolutions through remote e-Voting and are otherwise not barred from doing so, shall be eligible to vote through e-Voting system available during the AGM.
10. If any Votes are cast by the shareholders through the e-voting available during the AGM and if the same shareholders have not participated in the meeting through VC/OAVM facility, then the votes cast by such shareholders may be considered invalid as the facility of e-voting during the meeting is available only to the shareholders attending the meeting.

**PROCESS FOR THOSE SHAREHOLDERS WHOSE EMAIL/ MOBILE NO. ARE NOT REGISTERED WITH THE COMPANY/ DEPOSITORIES.**

1. For Physical shareholders- please provide necessary details like Folio No., Name of shareholder, scanned copy of the share certificate (front and back), PAN (self attested scanned copy of PAN card), AADHAR (self



## NOTICE

attested scanned copy of Aadhar Card) by email to **Company/RTA email id.**

2. For Demat shareholders -, Please update your email id & mobile no. with your respective **Depository Participant (DP)**
3. For Individual Demat shareholders - Please update your email id & mobile no. with your respective Depository Participant (DP) which is mandatory while e-Voting & joining virtual meetings through Depository.

If you have any queries or issues regarding attending AGM & e-Voting from the CDSL e-Voting System, you can write an email to [helpdesk.evoting@cdslindia.com](mailto:helpdesk.evoting@cdslindia.com) or contact at toll free no. 1800 21 09911.

All grievances connected with the facility for voting by electronic means may be addressed to Mr. Rakesh Dalvi, Sr. Manager, (CDSL) Central Depository Services (India) Limited, A Wing, 25th Floor, Marathon Futurex, Mafatlal Mill Compounds, N M Joshi Marg, Lower Parel (East), Mumbai - 400013 or send an email to [helpdesk.evoting@cdslindia.com](mailto:helpdesk.evoting@cdslindia.com) or call toll free no. 1800 21 09911.

### EXPLANATORY STATEMENT PURSUANT TO SECTION 102 OF THE COMPANIES ACT, 2013, IN RESPECT OF THE SPECIAL BUSINESS:-

#### Item No. 4:-

Pursuant to Regulation 24A of Listing Regulations, as amended vide SEBI (Listing Obligations and Disclosure Requirements) (Third Amendment) Regulations, 2024 (Amendment), the appointment of Secretarial Auditors:

- a) Is required to be approved by the Shareholders of the Company at the Annual General Meeting;
- b) In case of a Secretarial Audit Firm - cannot be for more than two consecutive terms of 5(five) years each.

Accordingly, the Board of Directors of the Company has, based

on the recommendation of the Audit Committee, at its meeting held on Friday, May 09, 2025 proposed the appointment of **M/s. M. Maheshwari & Associates**, Practising Company Secretaries (**Firm U.C.N. I2001MP213000**) as Secretarial Auditors of the Company for a term of 5 consecutive years from April 1, 2025, to March 31, 2030.

M/s. M. Maheshwari & Associates have consented to the aforesaid appointment and confirmed that their appointment, if made, will be in accordance with the provisions of the Section 204 of the Companies Act, 2013, the Companies (Appointment and Remuneration of Managerial Personnel) Rules, 2014, and Regulation 24A of SEBI (Listing Obligations and Disclosure Requirements) Regulations, 2015 (including any statutory modifications or re-enactments thereof),

#### Brief Details of Secretarial Auditor:

M/s M. Maheshwari & Associates, Practising Company Secretaries (Firm U.C.N. I2001MP213000), is a Proprietorship firm of Mr. Manish Maheshwari, Practising Company Secretary registered with the Institute of Company Secretaries of India. The registered office of the Firm is at 301 Shalimar Corporate Centre, 8-B South Tukoganj, Indore 452001. The Firm is primarily engaged in providing secretarial auditing and other assurance services to its clients. It has a valid peer review certificate and audits various companies listed on stock exchanges in India.

Mr. Manish Maheshwari is a qualified company secretary with qualifications of M. Com and LLB also. He has working experience of 24 years as a Practising Company Secretary and handling Company Law matters, Accounts, Finance, MIS, Taxation, Capital Market and other related matters. He participated and successfully completed Specialized Training in Export marketing with Govt. of India, Ministry of Industry, Indore and other learning courses are also organized by various institutes.

**Pursuant to Regulation 36(5) of the SEBI (Listing Obligations and Disclosure Requirements) Regulations, 2015 details are as under:**

Name of the Secretarial Auditor	M. Maheshwari & Associates
Proposed Fees Payable	<p>The proposed fees in connection with the secretarial audit shall be ₹ 1,60,000 (Rupees One Lac Sixty Thousand Only) plus applicable taxes and other out-of-pocket expenses for FY 2026 and for subsequent year of their term, such fees as may be mutually agreed between the Board of Directors and M. Maheshwari &amp; Associates.</p> <p>In addition to the secretarial audit, M. Maheshwari &amp; Associates shall provide such other services in the nature of certifications and other professional work, as approved by the Board of Directors. The relevant fees will be determined by the Board, as recommended by the Audit Committee in consultation with the Secretarial Auditors.</p>



# NOTICE

Terms of Appointment	Appointment for first term of 5 (Five) consecutive years from April 1, 2025, to March 31, 2030.
Any material change in the fee payable to such auditor from that paid to the outgoing auditor along with the rationale for such change	Not Applicable
Basis of recommendation for appointment	Considering the evaluation of the past performance & experience of M/s. M. Maheshwari & Associates and based on the recommendation of the Audit Committee, it is proposed to appoint M/s. M. Maheshwari & Associates as the Secretarial Auditors of the Company.
Details in relation to and credentials of the Secretarial auditor(s)	-

None of the Directors, Key Managerial Personnel or any of their respective relatives are, in any way, concerned or interested, whether financially or otherwise, in this resolution.

The Board of Directors recommends the resolution for approval of the Members of the Company by way of **ordinary resolution**, as set out at Item No. 4 of the Notice.

## Item No. 5:-

Considering the Determined professional with innovative approach in people management and industrial relations ensuring all administrative compliances, an experience over 3 decades in the field of Manufacturing & Selling Stainless Steel Pumps. The tenure of Mr. Sunil Patidar (DIN: 02561763), as the Whole-time Director of the Company to be expired on January 28, 2026. Based on the recommendation of Nomination and Remuneration Committee and the Board at its meeting held on August 01, 2025, has re-appointed as Whole-time Director for a further period of five years commencing from January 29, 2026 till January 28, 2031, (both days inclusive) on the following terms and conditions, subject to the approval by the members of the Company at this AGM. The remuneration payable to Mr. Sunil Patidar as contained in the agreement to be signed between Mr. Sunil Patidar and Company is within the limits prescribed in the Companies Act, 2013 ("the Act"), A brief profile of Mr. Sunil Patidar is included as an annexure to this Notice as per the requirements of regulation 17 SEBI (Listing Obligation and Disclosure Requirements) Regulations, 2015.

The terms and conditions on which Mr. Sunil Patidar is proposed to be re-appointed as Whole -time Director are as under: -

### 1. Term:

The term of Whole Time Director is for a period commencing from January 29, 2026 till January 28, 2031, (both days inclusive)

### 2. Remuneration, benefits and perquisites:

**(i) Salary:-** Basic salary of Rs.1,00,000/- (Rupees One Lac only) per month.

**(ii) Allowances:** Allowances comprising of education allowance as per Company's policies subject to provisions of Income Tax Act/Rules shall be paid to Mr. Sunil Patidar.

**(iii) Incentive:** The incentive shall be paid as per the policy of the company.

**(iv) Perquisites:** The perquisites shall be valued as per Income Tax Rules, 1962. For this purpose, perquisites will be as follows: -

- a) In addition to monthly salary as per (i) above, the Whole time Director shall be entitled to the following perquisites/ benefits: -
  - Medical Benefit: The benefit of the Company's Group Medical Benefit Scheme or any other Scheme for the time being in force for medical services/benefits, for the Whole time Director and his family.
  - Conveyance will be payable as per company's policy.
  - Car: Facility of Company Car with driver.
  - Provident Fund: The Company shall contribute to Provident Fund as per the Company's rules.



## NOTICE

- Gratuity: As per the rules of the Company applicable to the Senior Executive.
  - Personal Accident Insurance: Personal Accident Insurance for a maximum sum assured shall be paid to the whole time director as per the policy of the company.
- b) The Company shall pay or reimburse to the Whole time Director, the actual travelling, entertainment and other expenses reasonably incurred by him in or about the business of the Company.
- c) Minimum Remuneration: In any financial year commencing from April 01 during the tenure of Whole time Director, if the Company has no profits or its profits are inadequate, the Company will pay the aforesaid remuneration to him without seeking any further approvals.
- d) Reimbursement of Expenses: - Expenses incurred for travelling, board and lodging including for Mr. Sunil Patidar's spouse and attendant(s) during business trips and provision of car(s) for use on Company's business and communication expenses at residence shall be reimbursed at actual and not considered as perquisites.
- e) Overall Remuneration:- Subject to an overall limit of 5% of the net profit individually and 10% of the net profit collectively payable to the Chairman, Managing Director and Whole-time Director (s) of the Company, as calculated in accordance with Section 197 and other applicable provisions read with Schedule V to the said Act, as may be for the time being in force.

### Sitting Fee:

The appointee shall not so long as they act as Whole time Director of the Company, be paid any sitting fees for attending any meeting of the Board or Committee thereof.

### Termination:

Notwithstanding anything contained in Agreement, either party shall be entitled to determine this Agreement by giving three calendar months' notice in writing in that behalf to the other party and on the expiry of the period of such notice, this Agreement shall stand terminated. The Company shall also be entitled without assigning any reason whatsoever to terminate the Agreement on giving to the appointee three months' salary as specified hereinabove under the head Remuneration, in lieu of three calendar months' notice required to be given under this clause.

### Service of Notice:

Any notice to be given hereunder shall be sufficiently given or served in case of the appointee by being delivered either personally to him or left for him at his addresses last known to the Company or sent by registered post addressed to him at such address and in the case of the Company by being delivered at or sent by registered post addressed to its Registered Office; any such notice if so posted shall be deemed served on the day following that on which it was posted. In terms of requirements under Schedule V to the Companies Act 2013, the Company requires to seek members' approval by a special resolution for minimum remuneration payable to the respective appointees in the scale laid down in Section II of Part II of Schedule V to the Act.

### Inspection of documents:

The Agreement being entered into with Mr. Sunil Patidar will be open for inspection at the Registered Office of the Company up to the date of the Annual General Meeting.

### Abstract of Terms and Conditions:

This should be treated as an abstract of the terms of appointment and memorandum of interest of Mr. Sunil Patidar as required under Section 190 of the Act. In terms of the Schedule V of the Companies Act, 2013 the following information is given to the shareholders: -

Statement pursuant to the provisions of Part II section II(B)(iv) of Schedule V of Companies Act, 2013:

General Information:	
Nature of Industry	Manufacturing of Submersible Pumps and Motors
Date commencement of commercial production	1995
Financial performance based on given indicators.	



## NOTICE

(Rs. in Lacs)				
Year ending 31 <sup>st</sup> March	Standalone Sales	Operating Profit	Profit before Tax	Profit After Tax
2021	88698.55	10724.90	9321.00	6116.97
2022	112405.82	8224.39	6867.12	5559.40
2023	92336.23	4754.88	3010.17	2398.55
2024	129219.51	17638.10	15869.02	11714.71
2025	247910.07	56937.68	52939.24	39363.24
Export Performance (Rs. in Lacs)			FOB Value of Export for the year 2023-24 - Rs. 24,697.75 2024-25 - Rs. 41,492.00	
Foreign investments or collaborators, if any			Company has Three foreign Subsidiary namely: a) Shakti Pumps USA, LLC b) Shakti Pumps FZE, UAE c) Shakti Pumps (Bangladesh) Limited	
Information about the appointee: -				
Background details			He is an Industrialist and currently the Whole time Director of the Company. He has significantly contributed to the expansion of our business and has been a director on the board of our Company since incorporation.	
Past remuneration			The remuneration drawn by Mr. Sunil Patidar during the past three years is as follows:-	
			Year	Rs. in Lacs
			2022-23	Rs. 12.00
			2023-24	Rs. 12.00
			2024-25	Rs. 12.00
Recognition or awards			Mr. Sunil Patidar takes interest in the social and cultural activities.	
Job Profile and Suitability			He is a determined professional with innovative approach in people management and industrial relations ensuring all administrative compliances. He has an experience over 3 decades in the field of Manufacturing & Selling Stainless Steel Pumps.	
Remuneration Proposed			It is proposed to pay consolidated remuneration to Mr. Sunil Patidar Upto ₹ 12 lacs per annum (Rupees Twelve Lacs Only) per annum by way of Salary.	
Comparative Remuneration Profile with respect to Industry, Size of Company, Profile of the position and person.			Considering the responsibility shouldered by him of the enhanced business activities of the Company, proposed remuneration is commensurate with Industry standards and Board level positions held in similar sized and similar positioned Businesses.	



## NOTICE

<p>Pecuniary relationship directly or indirectly with the company or relationship with the Managerial Personnel, if any.</p>	<p>Mr. Dinesh Patidar, Chairman Cum Whole Time Director of Company is the brother of Mr. Sunil Patidar. Except salary and perquisites to be received from the Company by Mr. Sunil Patidar including their relatives and to receive dividend declared by the Company, if any, including amounts disclosed in the Annual Report under the related party transactions, Mr. Sunil Patidar do not have any pecuniary relationship directly or indirectly with the Company or relationship with the managerial personnel of the Company.</p>
--	---

The Board recommends this Special resolution for approval of the Members. Except Mr. Sunil Patidar and Mr. Dinesh Patidar and their relatives, None of the Directors/Key Managerial Personnel of the Company/their relatives are in any way, concerned or interested, financially or otherwise, in the resolution.

### Item No. 6:-

In pursuance of Section 148 of the Companies Act, 2013 and Rule 14 of the Companies (Audit and Auditors) Rules, 2014, the Company is required to appoint a cost auditor to audit the cost records of the applicable products of the Company. On the recommendation of the Audit Committee at its meeting held on August 01, 2025 the Board has, considered and approved the appointment of M/s. M. P. Turakhia & Associates, Cost Accountants as the cost auditor for the financial year 2025-26 at a remuneration of ₹ 80,000/- (Rupees Eighty Thousand Only) per annum and reimbursement of out of pocket expenses.

The Board recommends this **Ordinary resolution** for approval of the Members. None of the Directors/Key Managerial Personnel of the Company/their relatives are in any way, concerned or interested, financially or otherwise, in the resolution.

### Item No. 7:-

As per the requirement of Regulation 17 (6) (a) and (ca) SEBI (LODR) Regulations, 2015, if any fees and compensation payable to a single Non-Executive Director exceeds fifty percent (50%) of the total remuneration payable to all the Non-Executive Directors, the same shall require approval of Shareholders by way of a Special Resolution. Pursuant to above said provision, the Company hereby seeking the approval of the shareholders for payment remuneration / fees to Mr. Ramakrishna Sataluri, which is likely to exceed fifty percent (50%) of the total remuneration payable to all the Non-Executive Directors during the financial year 2025-26. In view of the above, the Board recommends the **Special Resolution** as set out in Item no. 7 for the approval of the Shareholders of the Company. Except Mr. Ramakrishna Sataluri, None of the Directors & Key managerial Personnel of the Company and their relatives are either directly or indirectly concerned or interested, in the proposed resolution. However, they are not interested otherwise in any manner in the aforesaid resolution.

### Item No. 8:-

In terms of provisions of section 180(1)(c) of the Companies Act, 2013, the Board of Directors of the Company shall not, apart from temporary loans obtained or to be obtained from the Company's bankers in the ordinary course of business, except with the consent of the Shareholders in a general meeting, by way of Special Resolution borrow monies in excess of the aggregate of the paid up Capital of the Company, Free Reserves and Securities Premium, that is to say, reserves not set apart for any specific purpose.

With a view to meet the funds requirements of the Company for both short term as well as long term, the Company may borrow from time to time any sum or sums of money (including non-fund based banking facilities) as may be required for the purpose of the business of the Company, on such terms and conditions and with or without security, it is therefore recommended by the Board of Directors of Company in the Board Meeting held on August 01, 2025 that the total amount that may be borrowed by the Board and outstanding at any point of time, shall not exceed the sum of ₹ 3,000.00 Crores (Rupees Three Thousand Crores only).

Your Directors recommend for approval of the above resolution as **Special Resolution** as set out in item No. 8 of the Notice.

None of the Directors & Key managerial Personnel of the Company and their relatives are either directly or indirectly concerned or interested, in the proposed resolution. However, they are not interested otherwise in any manner in the aforesaid resolution.

### Item No. 9:-

For creation of security through mortgage or pledge or otherwise or through combination for securing the limits as may be sanctioned by the lenders, for the secure all term loans/Cash credit Facilities/debenture/bonds (rupee Loan, commercial paper and/or foreign Currency loans/external commercial borrowing) already obtained or that may



# NOTICE

hereinafter be obtained from any Banks, Financial Institutions, State Financial Corporations, Insurance Companies, Body Corporate, NBFC or persons, the Company would be required to secure all or any of the movable and immovable properties of the Company present and future.

Section 180(1)(a) of the Companies Act, 2013, provides that the Board of Directors of a Company shall not, without the consent of Shareholders in general meeting, mortgage, and/or create charge on all or anyone or more of the movable and/or immovable, tangible and/or intangible properties and/or the whole or part of any of the undertaking of the Company or such other assets of the company wherever situated both present and future and pledge of shares /investment held by the Company hence the Board of Directors of Company in the Board Meeting held on August 01, 2025 has recommended to create charge on the assets of the company to secure borrowings up to ₹ 3,000 Crores (Rupees Three Thousand Crore Only) pursuant to section 180(1)(a) of the Companies act, 2013 and it is necessary for the members to pass a resolution.

Your Directors recommend for approval of the above resolution as **Special Resolution** as set out in item No. 9 of the Notice.

None of the Directors & Key managerial Personnel of the Company and their relatives are either directly or indirectly concerned or interested, in the proposed resolution. However, they are not interested otherwise in any manner in the aforesaid resolution.

## Item No. 10

Considering the persistent endeavor in strengthening the operations, insights in developing and implementing business strategies, and continue managing the Company's overall operations and resources, Nomination and Remuneration Committee and the Board of Directors of Company in the meeting held on August 01, 2025 has recommended the revision of remuneration payable to Mr. Dinesh Patidar (DIN: 00549552), Chairman cum Whole Time director of the Company with effect from August 01, 2025 till the remaining duration of his tenure. The remuneration payable to Mr. Dinesh Patidar as contained in the agreement signed between Mr. Dinesh Patidar and Company is within the limits prescribed in the Companies Act, 2013 ("the Act").

The Company shall pay to the Chairman cum Whole time Director with effect from August 01, 2025 in consideration of the performance of his duties:-

### Remuneration, benefits and perquisites:

- (i) **Salary:** Basic salary of ₹1,50,00,000 (Rupees One Crores Fifty Lacs only) per month;
- (ii) **Allowances:** Allowances of ₹20,00,000 (Rupees Twenty Lakhs Only) per annum comprising of housing,

leave travel allowance, special allowance etc. as per Company's policies subject to provisions of Income Tax Act/Rules.

The annual increments each year will be decided by the Board of Directors based on the recommendation of Nomination and Remuneration Committee and Audit Committee also will be based on individual performance as well as Company's Performance.

**(iii) Perquisites:** The perquisites shall be valued as per Income Tax Rules, 1962. For this purpose, perquisites will be as follows: - (Not part of Salary)

- (a) In addition to monthly salary as per (i) above, the Chairman cum Whole salary time Director shall be entitled to the following perquisites/benefits: -
  - **Medical Benefit:** The benefit of the Company's Group Medical Benefit Scheme or any other Scheme for the time being in force for medical services/benefits, for the Chairman cum Whole time Director and his family.
  - **Personal Accident Insurance:** Personal Accident Insurance for a maximum sum assured of ₹ 50,00,000 /- (Rupees Fifty Lacs only).
  - **Conveyance** will be payable as per company's policy.
  - **Car:** Facility of Company Car with driver.
  - **Provident Fund:** The Company shall contribute to Provident Fund as per the Company's rules.
  - **Gratuity:** As per the rules of the Company applicable to the Senior Executive.
- (b) The Company shall pay or reimburse to the Chairman cum Whole time Director, the actual travelling, entertainment and other expenses reasonably incurred by him in or about the business of the Company.
- (c) **Earned/privilege/sick leave and encashment of unexpired leave** in accordance with the Rules of the Company.
- (e) **Reimbursement of Expenses:** - Expenses incurred for travelling, board and lodging including for Mr. Dinesh Patidar's spouse and attendant(s) during business trips and provision of car(s) for use on Company's business and communication expenses at residence shall be reimbursed at actual and not considered as perquisites.
- (f) **Overall Remuneration:-** Subject to an overall



## NOTICE

Remuneration payable to the Chairman cum Whole time Director of the Company, as calculated in accordance with Section 197 and other applicable provisions read with Schedule V to the said Act, as may be for the time being in force.

### Termination as per the Agreement

Notwithstanding anything contained in the subject Agreement, either party shall be entitled to determine the Agreement by giving three calendar months' notice in writing in that behalf to the other party and on the expiry of the period of such notice, the Agreement shall stand terminated. The Company shall also be entitled without assigning any reason whatsoever to terminate the Agreement on giving to the appointee three months' salary as specified hereinabove under the head Remuneration, in lieu of three calendar months' notice required to be given under this clause.

### Special Resolution

In terms of requirements under Schedule V to the Companies Act 2013, the Company requires to seek members' approval by a special resolution for minimum remuneration payable to the Chairman cum Whole time

Director in the scale laid down in Section II of Part II of Schedule V to the Act.

### Memorandum of Interest:

None of the Directors, Key managerial personnel and relatives of such persons except Mr. Dinesh Patidar and Mr. Sunil Patidar (relative of Mr. Dinesh Patidar, interested but liable to vote on such resolution) himself in any way, concerned or interested, financial or otherwise, in the aforesaid Resolution. The Board accordingly recommends this Resolution set out in item Nos. 10 of the accompanying Notice for members' approval by way of **Special Resolution**.

### Inspection of documents:

The Agreement being entered into with Mr. Dinesh Patidar will be open for inspection at the Corporate Office of the Company up to the date of the Annual General Meeting.

### Abstract of Terms and Conditions:

This should be treated as an abstract of the terms of appointment and memorandum of interest of the Mr. Dinesh Patidar as required under Section 190 of the Act. In terms of the Schedule V of the Companies Act, 2013 the following information is given to the shareholders: -

Statement pursuant to the provisions of Part II section II(B)(iv) of Schedule V of Companies Act, 2013:

General Information:				
Nature of Industry		Manufacturing of Submersible Pumps and Motors		
Date commencement of commercial production		1995		
Financial performance based on given indicators.				
(Rs. in Lacs)				
Year ending 31 <sup>st</sup> March	Standalone Sales	Operating Profit	Profit before Tax	Profit After Tax
2021	88698.55	10724.90	9321.00	6116.97
2022	112405.82	8224.39	6867.12	5559.40
2023	92336.23	4754.88	3010.17	2398.55
2024	129219.51	17638.10	15869.02	11714.71
2025	247910.07	56937.68	52939.24	39363.24
Export Performance (Rs. in Lacs)			FOB Value of Export for the year 2023-24 - Rs. 24,697.75 2024-25 - Rs. 41,492.00	
Foreign investments or collaborators, if any			Company has Three foreign Subsidiary namely: a) Shakti Pumps USA, LLC b) Shakti Pumps FZE, UAE c) Shakti Pumps (Bangladesh) Limited	



# NOTICE

Information about the appointee: -		
Background details	He is an Industrialist and currently the Chairman cum Whole time Director of the Company. He is a graduate and has over 37 years of experience in business of Submersible Pumps and Motors.	
Past remuneration	The remuneration drawn by Mr. Dinesh Patidar during the past three years is as follows:-	
	<b>Year</b>	<b>Rs. in Lacs</b>
	2022-23	Rs. 856
	2023-24	Rs. 900
	2024-25	Rs. 900
Recognition or awards	Mr. Dinesh Patidar takes interest in the social and cultural activities.	
Job Profile and Suitability	Mr. Dinesh Patidar is Promoter and Whole time Director of the Company. Devotes his whole time and attention to the business and management of affairs of the Company and carries out such duties as entrusted to him by the Board and exercises such powers as assigned to him from time to time by the Board subject to superintendence control and direction of the Board in connection with and in the best interest of the Company including the business of its associates and/or its subsidiaries. He is one of the Promoters of the Company. His job profile centers to provide vision, guidance and direction for long term growth of the Company.	
Remuneration Proposed	It is proposed to pay consolidated remuneration to Mr. Dinesh Patidar Upto ₹ 18 Crores per annum (Rupees Eighteen Crores Only) per annum by way of Salary.	
Comparative Remuneration Profile with respect to Industry, Size of Company, Profile of the position and person.	Considering the responsibility shouldered by him of the enhanced business activities of the Company, proposed remuneration is commensurate with Industry standards and Board level positions held in similar sized and similar positioned Businesses.	
Pecuniary relationship directly or indirectly with the company or relationship with the Managerial Personnel, if any.	Mr. Sunil Patidar, Whole Time Director of Company is brother of Mr. Dinesh Patidar. Except salary and perquisites to be received from the Company by Mr. Dinesh Patidar including their relatives and to receive dividend declared by the Company, if any, including amounts disclosed in the Annual Report under the related party transactions, Mr. Dinesh Patidar do not have any pecuniary relationship directly or indirectly with the Company or relationship with the managerial personnel of the Company.	

The Board recommends this Special resolution for approval of the Members. Except Mr. Dinesh Patidar and Mr. Sunil Patidar and their relatives, None of the Directors/Key Managerial Personnel of the Company/their relatives are in any way, concerned or interested, financially or otherwise, in the resolution.



## Annexure – A:

**Details of the Director seeking appointment/re-appointment at the AGM, pursuant to the provisions of Regulation 36(3) of the SEBI Listing Regulations, 2015, para 1.2.5 of SS-2 and other applicable provisions are as under:**

Name of the Director	Mr. Sunil Patidar
Date of Birth	July 13, 1969
Date of Appointment	April 21, 1995
Qualification	Graduate
Experience	Experience over 3 decades in the field of Manufacturing & Selling Stainless Steel Pumps and business development.
Shareholding in the Company of the Director (including shareholding as a beneficial owner)	93,77,200 Equity Shares (As a Beneficiary owner of Shakti Brothers Trust)
Terms and condition of appointment / Re-appointment	As mentioned in the resolution and Explanatory Statement
No. of Board meetings attended during the Financial Year 2024-25	9
Chairperson/Member of the Committee of the Board of Directors of the Company*	Nil
Names of the listed Companies in which person holds Directorship*	Nil
Names of listed Companies in which person ceased to be a Director in past three years*	Nil
Name of public companies other than listed company	Shakti Irrigation India Limited and Shakti EV Mobility Private Limited (deemed public company)
Relationship with other Directors or Key Managerial Personnel of the Company inter-se	Mr. Dinesh Patidar, Chairman cum Whole Time Director is a Brother.
Skills and capabilities required for the role of Independent Director and the manner in which the proposed person meets such requirements	Not applicable



# BOARD'S REPORT

Dear Members,

The Board of Directors of your Company take pleasure to present the **30<sup>th</sup> Annual Report** of the **Shakti Pumps (India) Limited ("The Company")**, on the business and operations of the Company along with Audited Standalone & Consolidated Financial Statements and Auditor's Report thereon for the financial year ended **March 31, 2025**.

## 1. FINANCIAL SUMMARY OR HIGHLIGHTS

A brief summary of the Company's standalone and consolidated performance is given below:-

(₹ In Crores)

Particulars	2024-2025	2023-2024	2024-2025	2023-2024
	Standalone		Consolidated	
Total Income	2505.04	1303.23	2533.33	1374.31
Profit before Finance Cost, Depreciation and Tax	587.40	193.97	620.04	228.41
Finance Costs	39.98	17.69	44.25	19.48
Depreciation and Amortization Expenses	18.03	17.58	19.99	19.03
Profit before Tax	529.39	158.70	555.80	189.90
Less:-Current Tax	146.48	47.98	159.76	54.67
Less:-Deferred Tax (Credit)	(10.72)	(6.44)	(12.33)	(6.50)
Profit for the year	393.63	117.16	408.37	141.73

## 2. FINANCIAL PERFORMANCE

### (i) Consolidated Financial Performance

During the year, your Company has registered sales and other income ₹ 2533.33 Crores as compared to ₹ 1374.31 Crores of previous year. Company was able to register a domestic sale of ₹ 2079.45 Crores and export sale of ₹ 436.79 Crores in the current year. Your Company has profit for the year of ₹ 408.37 Crores in comparison to ₹ 141.73 Crores in previous year.

### (ii) Standalone Financial Performance

During the year under review, the company has achieved Standalone total income of ₹ 2,505.04 Crores as compared to ₹ 1,303.23 Crores of previous year. The company was able to register a domestic sales ₹ 2,064.18 Crores and Export sales ₹ 414.92 Crores in the current year. Your Company has profit for the year of ₹ 393.63 Crores in comparison to ₹ 117.16 Crores in previous year.

## 3. STATE OF THE COMPANY'S AFFAIR:

The Company is engaged in the business of manufacturing and sale of Pumps; Motors, VFD, Inverters & their spare

parts. The core products of the Company are Engineered Pumps, Industrial Pumps, and Solar Pumps etc.

There was no change in the nature of the business of the Company during the year under review.

## 4. SHARE CAPITAL

As at March 31, 2025, the Authorized share capital of the Company is ₹ 190 Crore, divided into 17,50,00,000 equity shares of ₹ 10 each aggregating to ₹ 175 Crore and 15,00,000 15% Compulsory Convertible Preference Shares of ₹ 100 each aggregating to ₹ 15 Crore.

The paid-up Equity Share Capital of the Company as at March 31, 2025 is ₹ 120.21 Crore consisting of 12,02,10,600 equity shares of ₹ 10 each.

During the year, the Board of Directors at their meeting held on October 7, 2024 and Shareholders through postal ballot dated November 9, 2024, approved the increase in the Company's Authorized Share Capital from ₹ 40 Crore, divided into 2,50,00,000 equity shares of ₹ 10 each and 15,00,000 15% Compulsory Convertible Preference Shares of ₹ 100 each to ₹ 190 Crores divided into 17,50,00,000 Equity Shares of ₹ 10/- each and 15,00,000 15% Compulsory Convertible Preference Shares



## BOARD'S REPORT

of ₹100/- by creation of additional 15,00,00,000 equity shares of ₹ 10 each.

The Board of Directors, at their meeting held on October 07, 2024, recommended the issuance of bonus equity shares in ratio of 5:1 (i.e., 5 bonus equity shares for every 1 fully paid-up equity share with a face value of ₹10/- each held). Accordingly, the Shareholders granted their approval by postal ballot dated November 09, 2024 for issuance of bonus equity shares. Subsequently, the Company allotted 10,01,75,500 bonus equity shares on November 26, 2024, to the Shareholders holding equity shares as of November 25, 2024 which was the record date fixed for this purpose.

The Board of Directors, at their meeting held on January 07, 2025 and the Special Resolution passed by the shareholders of the Company on February 12, 2025, the placement agreement dated July 02, 2025 and the placement document dated July 04, 2025 and pursuant to the applications received from eligible qualified institutional buyers (QIB's) in the Qualified Institutional Placement under Chapter VI of the SEBI (Issue of Capital and Disclosure Requirements) Regulations, 2018 and Section 42 and Section 62 of the Companies Act 2013, as amended, read with the rules, issued and allotted 31,87,365 Equity Shares of face value ₹ 10 each of the Company to the QIB's at a price of ₹ 918 per Equity shares amounting to ₹ 292.60 Crores.

As on the date of Board's report, the paid-up Equity Share Capital of the Company is ₹ 123.40 Crore consisting of 12,33,97,965 equity shares of ₹ 10 each.

### 5. DIVIDEND

The Board of Directors, in its meeting held on May 09, 2025, recommended a final dividend of 10% i.e. ₹ 1/- per equity share of ₹ 10/- each for the financial year ended March 31, 2025 subject to approval of Shareholders in the ensuing Annual General Meeting of the Company. The Dividend will be paid to all those shareholders whose names appear in the Register of Members and whose names appear as beneficial owners as per the beneficiary list furnished for the purpose by National Securities Depository Limited and Central Depository Services (India) Limited as on the record date fixed for this purpose. The total dividend pay-out will amount to approx. ₹ 12.34 Crores. The Dividend Distribution Policy of the Company which is available in the "Policies & Programmes" section in the Investor Relation on the website of the Company and can be accessed at <https://shaktipumps.com/policies-and-programmes>

### 6. TRANSFER TO INVESTOR EDUCATION AND PROTECTION FUND:

#### (A) Transfer of Unpaid Dividend

Pursuant to the provisions of Section 124(5) of the Companies Act, 2013, your Company has transferred ₹ 2,55,578/- during the year to the Investor Education and Protection Fund. These amounts were lying unclaimed/unpaid with the Company for a period of 7 (Seven) consecutive years after declaration of Final Dividend for financial year ended 2016-17.

#### (B) Transfer of Shares underlying Unpaid Dividend

During the financial year, the board of Directors of the Company has transfer 11,956 equity shares on account of Unclaimed Dividend for FY 2016-17 into the DEMAT Account of the IEPF Authority held with NSDL (DPID/ Client ID IN300708/10656671) in terms of the provisions of Section 124(6) of the Companies Act, 2013 and the IEPF Authority (Accounting, Audit, Transfer and Refund) Rules, 2016, as amended from time to time.

These Equity Shares were the Shares of such Shareholders whose unclaimed/ unpaid dividend pertaining to Financial Year 2016-17 had been transferred into the IEPF and who had not encashed their dividends for 7 (Seven) consecutive years. During the year, the Company has issued Bonus Shares in the ratio of 5:1 (i.e., five bonus equity shares for every one fully paid up equity share held by the shareholders). Further, in compliance with the statutory requirements, the benefits arising out of such Bonus Shares, in respect of shares already transferred to the Investor Education and Protection Fund (IEPF), have also been credited to the respective IEPF account.

Individual reminders were sent to concerned Shareholders advising them to encash their dividend and the complete list of such Shareholders whose Shares were due for transfer to the IEPF was also placed in the IEPF Shares Section of the Investors Section on the website of the Company at <https://shaktipumps.com/iepf-shares/>

Concerned Shareholders may still claim the shares or apply for refund to the IEPF Authority in Web Form No. IEPF-5 available on <https://www.mca.gov.in/content/mca/global/en/foportal/fologin.html>. The voting rights on shares transferred to the IEPF Authority shall remain frozen until the rightful owner claims the shares.

### 7. TRANSFER OF RESERVE

During the year under review, no amount was transferred to any of the reserves of the Company.



# BOARD'S REPORT

## 8. KEY FINANCIAL RATIOS

Particulars	2024-25	2023-24	2022-23
Return on Net Worth (%)	42.61%	24.15%	5.95%
Return on Capital Employed (%)	43.82%	24.54%	8.10%
Basic EPS (after exceptional items)	33.97	76.91	13.13
Debtors turnover	2.93	3.01	3.09
Inventory turnover	7.87	5.43	4.57
Interest coverage ratio	12.52	11.73	5.29
Current ratio	2.27	1.82	1.94
Debt equity ratio	0.14	0.11	0.18
Operating profit margin (%)	25.01%	17.01%	7.03%
Net profit margin (%)	16.23%	10.31%	2.49%

### DETAILED EXPLANATION OF RATIOS

#### (i) Return on Net Worth

Return on Net worth (RONW) is a measure of profitability of a Company expressed in percentage. It is calculated by dividing total comprehensive income for the year by average capital employed during the year.

#### (ii) Return on Capital Employed

Return on Capital Employed (ROCE) is a financial ratio that measures a Company's profitability and the efficiency with which its capital is used. In other words, the ratio measures how well a Company is generating profits from its capital. It is calculated by dividing profit before exceptional items and tax by average capital employed during the year.

#### (iii) Basic EPS

Earnings per Share (EPS) is the portion of a Company's profit allocated to each share. It serves as an indicator of a Company's profitability. It is calculated by dividing Profit for the year by Weighted average number of shares outstanding during the year.

#### (iv) Debtors Turnover

The above ratio is used to quantify a Company's effectiveness in collecting its receivables or money owed by customers. The ratio shows how well a Company uses and manages the credit it extends to customers and how quickly that short-term debt is collected or is paid. It is calculated by dividing turnover by average trade receivables.

#### (v) Inventory Turnover

Inventory Turnover is the number of times a Company sells and replaces its inventory during a period. It is calculated by dividing turnover by average inventory.

#### (vi) Interest Coverage Ratio

The Interest Coverage Ratio measures how many times a Company can cover its current interest payment with its available earnings. It is calculated by dividing PBIT by finance cost.

#### (vii) Current Ratio

The Current Ratio is a liquidity ratio that measures a Company's ability to pay short-term obligations or those due within one year. It is calculated by dividing the current assets by current liabilities.

#### (viii) Debt Equity Ratio

The ratio is used to evaluate a Company's financial leverage. It is a measure of the degree to which a Company is financing its operations through debt versus wholly owned funds. It is calculated by dividing a Company's total liabilities by its shareholder's equity.

#### (ix) Operating Profit Margin (%)

Operating Profit Margin is profitability or performance ratio used to calculate the percentage of profit a Company produces from its operations. It is calculated by dividing the EBIT by turnover.

#### (x) Net Profit Margin (%)

The net profit margin is equal to how much net income



## BOARD'S REPORT

or profit is generated as a percentage of revenue. It is calculated by dividing the profit for the year by turnover.

### 9. DEPOSITS

The Company has not accepted any deposit within the meaning of Sections 73 and 74 of the Companies Act, 2013 read together with the Companies (Acceptance of Deposits) Rules, 2014 during the financial year 2024-25.

### 10. SUBSIDIARIES, JOINT VENTURES AND ASSOCIATES COMPANIES

#### a. As on March 31, 2025, our Company has following Subsidiaries:-

1. Shakti Pumps USA, LLC
2. Shakti Pumps(FZE), UAE
3. Shakti Pumps(Bangladesh)Limited
4. Shakti Energy Solutions Limited (formerly known as Shakti Energy Solutions Private Limited)
5. Shakti EV Mobility Private Limited

There has been no material change in the nature of the business of the Company and it's Subsidiary.

#### b. Material Subsidiaries

As on March 31, 2025, the Company has one Material Subsidiary Shakti Energy Solutions Limited (formerly known as Shakti Energy Solutions Private Limited). Your Company has formulated a policy for determining Material Subsidiaries. The policy is available on your Company's website and link for the same is <https://shaktipumps.com/policies-and-programmes/>. Pursuant to Section 134 of the Act read with rules made thereunder, the details of developments at the level of subsidiaries of your Company are covered in the Management Discussion and Analysis Report, which forms part of this Annual Report.

As per Section 129(3) of the Companies Act, 2013 (Act), a statement containing salient features of financial statements of Subsidiaries in Form AOC-1 is annexed as **Annexure - I** and forms part of Board's Report.

The Consolidated Financial Statement of the Company with its Subsidiaries have also been included as part of this Annual Report. In accordance with Section 136 of the Act, the audited

financial statements, including consolidated financial statements and related information of your Company and audited accounts of each of its subsidiaries, are available on website of your Company at <https://shaktipumps.com/>.

### 11. DIRECTORS AND KEY MANAGERIAL PERSONNEL

#### a. Directors:

As on March 31, 2025, the Company has ten Directors comprising of four Executive Directors, one Non-Executive & Non-Independent Director and five Non-Executive Independent Directors, including one Independent Woman Director. Detailed composition about the Board is disclosed in Report on Corporate Governance. All Directors have submitted relevant declarations/disclosures as required under Act and Listing Regulations.

#### b. Change in Directorate

- At the 29<sup>th</sup> AGM of the Company held on September 30, 2024, the Shareholders approved the appointment of Mr. Ashwin Bhootda (DIN: 10236282) as a Whole time Director of the Company for a term of 5 (Five) Consecutive years with effect from July 20, 2024, also approved the appointment of Mr. Hirabhai Somabhai Patel (DIN: 00541411), Mr. Bhim Singh (DIN: 08189580), and Mr. Venkata Samrajya Sri Pavan Kumar Hari (V.S.S. Pavan Kumar Hari)(DIN: 10665196) as an Independent Directors of the Company for a term of 5 (Five) Consecutive years with effect from July 20, 2024.
- During the year, Mr. Navin Sunderlal Patwa (DIN: 01009404) and Nishtha Neema (DIN: 01743710) have completed their second term as a Non-Executive Independent Director of the company on the closing of business hours of July 30, 2024 and March 26, 2025 respectively, accordingly ceased to be Independent director of the Company.
- The Board of Directors on recommendation of the Nomination and Remuneration Committee and approval of shareholders through postal ballot, appointed Mr. Ramakrishna Sataluri (DIN: 08903553) as Non-Executive & Non-Independent Director of the Company, with effect from October 07, 2024 and



# BOARD'S REPORT

Mrs. Vandana Bhagavatula (DIN: 08352752) as Non-Executive Woman Independent Director with effect from March 20, 2025 for a term of 5 consecutive years.

## c. Director liable to Retire by Rotation:

Mr. Ashwin Bhootda (DIN: 10236282), Whole-Time Director of the Company, retires by rotation at the ensuing Annual General Meeting pursuant to the provisions of Section 152 of the Companies Act, 2013 read with the Companies (Appointment and Qualification of Directors), Rules 2014 and the Articles of Association of your Company and being eligible, has offered himself for re-appointment as the Director.

## d. Key Managerial Personnel:

In terms of Section 2(51) and Section 203 of the Companies Act, 2013 read with the Companies (Appointment and Remuneration of Managerial Personnel) Rules, 2014, the key managerial personnel of the Company are:

- Mr. Dinesh Patidar:- Chairman and Whole-time director (DIN: 00549552)
- Mr. Ramesh Patidar:- Managing Director (DIN: 00931437)
- Mr. Sunil Patidar:- Whole-time director (DIN: -02561763)
- Mr. Ashwin Bhootda:- Whole-time director (DIN: 10236282)
- Mr. Dinesh Patel:- Chief Financial Officer
- Mr. Ravi Patidar:- Company Secretary & Compliance Officer

## 12. DECLARATIONS GIVEN BY INDEPENDENT DIRECTORS

The Independent Directors have submitted their declaration of independence, stating that:

They continue to fulfill the criteria of independence provided in Section 149 (6) of the Act along with Rules framed thereunder and Regulation 16(1)(b); and

There has been no change in the circumstances affecting their status as Independent Directors of the Company.

The Independent Directors have also confirmed that they have complied with the Company's Code of Conduct. In terms of Section 150 of the Act and Rules framed thereunder, the Independent Directors have also confirmed their registration (including renewal of applicable tenure) and compliance of the online

proficiency self-assessment test (unless exempted) with the Indian Institute of Corporate Affairs (IICA).

The Board opined and confirm, in terms of Rule 8 of the Companies (Accounts) Rules, 2014 that the Independent Directors are persons of high repute, integrity and possess the relevant expertise and experience in their respective fields

## 13. NUMBER OF MEETINGS OF THE BOARD

Nine meetings of the Board of Directors were held during the year. For details of the meetings held and the attendance of the Directors please refer to the Report on Corporate Governance which forms part of this annual report.

## 14. POLICY ON DIRECTORS' APPOINTMENT AND REMUNERATION AND OTHER DETAILS

The Company's policy is designed to attract, motivate and retain manpower in a competitive and international market. The policy reflects the Company's objectives for good corporate governance as well as sustained long-term value creation for shareholders. The Remuneration Policy applies to the Company's senior management, including its Key Managerial Person and Board of Directors. The Nomination and Remuneration Policy for the members of Board and Executive Management is available on the Company's website: - <https://shaktipumps.com/policies-and-programmes/>.

## 15. FORMAL ANNUAL EVALUATION

The annual evaluation process of the Board of Directors, individual Directors and Committees was conducted in accordance with the provisions of the Act and the Listing Regulations. In accordance with the provisions of Schedule IV of the Companies Act 2013, a Separate Meeting of the Independent Directors was held on January 24, 2025, without the attendance of Non-Independent Directors and Members of the Management. The Committee has reviewed the performance and effectiveness of the Board in this meeting as a whole for the financial year 2024-25.

## 16. DIRECTORS RESPONSIBILITY STATEMENT

Pursuant to Section 134(5) of the Act, the Board, to the best of their knowledge and based on the information and explanations received from the management of the Company, confirm that:

- In the preparation of the Annual Accounts, the applicable Accounting Standards have been



## BOARD'S REPORT

followed and there are no material departures from the same;

- b) The Directors have selected such accounting policies and applied them consistently and made judgments and estimates that are reasonable and prudent so as to give a true and fair view of the state of affairs and of the profits of the Company for that period;
- c) The Directors have taken proper and sufficient care for the maintenance of adequate accounting records in accordance with the provisions of the Act for safeguarding the assets of the Company and for preventing and detecting fraud and other irregularities;
- d) The Directors have prepared the Annual Accounts on a 'going concern' basis;
- e) The Directors have laid down internal financial controls for the Company and such internal financial controls are adequate and are operating effectively; and
- f) The Directors have devised proper systems to ensure compliance with the provisions of all applicable laws and that such systems are adequate and operating effectively.

### 17. DISCLOSURE RELATING TO REMUNERATION OF DIRECTORS, KEY MANAGERIAL PERSONNEL AND PARTICULARS OF EMPLOYEES

The information required under Section 197 of the Companies Act, 2013 read with Rules 5(1) of the Companies (Appointment and Remuneration of Managerial Personnel) Rules, 2014, relating to percentage increase in remuneration, ratio of remuneration of each Director and Key Managerial Personnel to the median of employees' remuneration are provided in **Annexure-II**.

### 18. FAMILIARISATION PROGRAM FOR INDEPENDENT DIRECTORS

The Independent Directors are regularly informed during meetings of the Board and Committees on the business strategy, business activities, manufacturing operations, updates on the drone industry, and regulatory updates. The Directors when they are appointed are given a detailed orientation on the Company, industry, strategy, policies and Code of Conduct, regulatory matters, business, financial matters, human resource matters, and Corporate Social Responsibility initiatives of the Company. The details of familiarization programs provided to the Directors of the Company is available

on the website of the Company at <https://shaktipumps.com/policies-and-programmes/>

### 19. ANNUAL RETURN

The Annual Return in form MGT-7 for the financial year ended March 31, 2025 as prescribed under Section 92(3) read with Section 134(3)(a) of the Act along with Rule 12 of Companies (Management and Administration) Rules, 2014, as amended, is disclosed on the website of the Company. The web link for the same is available on the Company's website at <https://shaktipumps.com/annual-return/>

### 20. MANAGEMENT DISCUSSION AND ANALYSIS REPORT

The Management Discussion and Analysis, as required in terms of the Securities and Exchange Board of India (Listing Obligations and Disclosure Requirements) Regulations, 2015 (Listing Regulations), is annexed to this Report.

### 21. CORPORATE GOVERNANCE

Your Company always places a major emphasis on managing its affairs with diligence, transparency, responsibility and accountability. The Company continues to focus on building trust with shareholders, employees, customers, suppliers and other stakeholders based on the principles of good corporate governance viz. integrity, equity, transparency, fairness, sound disclosure practices, accountability and commitment to values.

A separate section on Corporate Governance, which is a part of the Board's Report, and the certificate from the Company's Secretarial Auditor confirming compliance with Corporate Governance norms as stipulated in the SEBI (Listing Obligations and Disclosure Requirements) Regulations, 2015, as amended, are included in the Annual Report. The Company has taken adequate steps for strict compliance with Corporate Governance guidelines as amended from time to time.

### 22. BUSINESS RESPONSIBILITY AND SUSTAINABILITY REPORT

Your Company is committed to pursuing its business objectives ethically, transparently and with accountability to all its stakeholders. It believes in demonstrating responsible behaviour while adding value to the society and the community, as well as ensuring environmental well-being from a long-term perspective.

A Business Responsibility and Sustainability Report as



# BOARD'S REPORT

per Regulation 34(2) of the SEBI Listing Regulations, detailing the various initiatives taken by the Company on the environmental, social and governance front is annexed as **Annexure- VI** and forms an integral part of this Annual Report. The Report which forms a part of the Annual Report, can along with all the related policies, be also viewed on the Company's Website: <https://shaktipumps.com/>

## 23. MATERIAL CHANGES AND COMMITMENTS AFFECTING FINANCIAL POSITIONS OF THE COMPANY

No material changes or commitments affecting the financial position of the Company have occurred between the end of the financial year to which the Company's financial statements relate and the date of the report.

## 24. LISTING INFORMATION

The Company's Shares are listed as follows:-

Name of Stock Exchanges	Stock Code/Symbol
BSE Limited (BSE) P.J. Towers, Dalal Street, Mumbai-400001	<b>531431</b>
National Stock Exchange of India Limited (NSE) "Exchange Plaza", Bandra Kurla Complex, Bandra (E), Mumbai - 400 051.	<b>SHAKTIPUMP</b>

The Company has made all the compliances of the Securities and Exchange Board of India (Listing Obligations and Disclosure Requirements) Regulations, 2015

## 25. LISTING FEES

The Company confirms that it has paid the annual listing fees for the financial year 2025-26 to the both National Stock Exchange of India Limited and BSE Limited.

## 26. CORPORATE SOCIAL RESPONSIBILITY

Pursuant to the provisions of the Section 135 of Companies Act, 2013, the Company has framed its Corporate Social Responsibility (CSR) policy for the development of programs and projects for the benefit of weaker sections of the Society and the same has been approved by CSR Committee and the Board of Directors of the Company.

CSR policy has been uploaded on the Company's website at <https://shaktipumps.com/policies-and-programmes/>

Pursuant to requirements under section 135 and rules

made there under a Report on CSR activities and initiatives taken during the year in prescribed format is annexed as **Annexure- III** which is annexed hereto and forms part of Board's Report.

## 27. RISK MANAGEMENT FRAMEWORK

The Company has a consistent, structured and defined continuous process for identifying, assessing, deciding on responses to and reporting on critical 'risks that matter'. The Risk Management framework of the Company essentially comprises of two elements i.e. the process to identify, prioritise and manage risks adopting the value-based driver tree approach and risk mitigation action plan. The Risk Management framework applies to all business units, functions, geographies and departments within the Company. The Company recognises that the emerging and identified risks need to be managed and mitigated to-

- protect its shareholders and other stakeholder's interest,
- achieve its business objective and
- enable sustainable growth.

It compliments and does not replace other existing programs, such as those relating to emission, quality and compliance matters. Composition, frequency and quorum of meetings of the Risk Management Committee constituted by the Board are in compliance with Regulation 21 of the Listing Regulations. Roles, responsibilities and functions of the Committee have been defined by the Board. Terms of reference of the Committee, details of meetings held and attendance thereat are mentioned in the Corporate Governance Report, which forms part of this Report. The Risk Management policy is available on the company's website i.e. <https://shaktipumps.com/policies-and-programmes/>

## 28. INTERNAL FINANCIAL CONTROL

The Company has a robust Internal Financial Control framework which is according to Section 134(5)(e) of the Companies Act, 2013. The Company's internal control systems are commensurate with the nature of its business, the size and complexity of its operations and such IFCs with reference to the Financial Statements are adequate. The Company has implemented robust processes to ensure that all IFCs are effectively working.

## 29. INTERNAL AUDIT

At the beginning of each financial year, an audit plan is rolled out with approval of the Company's Audit



## BOARD'S REPORT

Committee. The plan is aimed at evaluation of the efficacy and adequacy of internal control systems and compliance thereof, robustness of internal processes, policies and accounting procedures and compliance with laws and regulations. Based on the reports of internal audit, process owners undertake corrective action in their respective areas. Significant audit observations and corrective actions are periodically presented to the Audit Committee of the Board.

### 30. PARTICULARS OF LOANS GIVEN, INVESTMENTS MADE, GUARANTEES GIVEN AND SECURITIES PROVIDED.

The Details of loans, guarantees or investments covered under the provision of Section 186 of the Companies Act, 2013 are given in the Note No. 5 to the Financial Statement.

### 31. CONTRACTS AND ARRANGEMENTS WITH RELATED PARTIES

All related party transactions which were entered during the financial year were in the ordinary course of business and on an arm's length basis. There were no materially significant related party transactions entered by the Company with the Promoters, Directors, Key Managerial Personnel or other persons which may have a potential conflict with the interests of the Company.

A statement of all related party transactions is presented before the Audit Committee on quarterly basis, specifying the nature and value of transactions. Since all the related party transactions entered during the financial year were on an arm's length basis and in the ordinary course of business, no details are required to be provided in Form AOC-2 as prescribed under Section 134(3)(h) of the Act and Rule 8(2) of the Companies (Accounts) Rules, 2014.

In line with the requirements of the Companies Act, 2013 and SEBI Listing Regulation 2015, the Board has approved a Policy on Related Party Transactions which is also available on Company's website at <https://shaktipumps.com/>

### 32. DISCLOSURE UNDER THE SEXUAL HARASSMENT OF WOMEN AT WORKPLACE (PREVENTION, PROHIBITION AND REDRESSAL) ACT, 2013

The Company has in place a Policy on Prevention of Sexual Harassment in line with the requirements of The Sexual Harassment of Women at the Workplace (Prevention, Prohibition & Redressal) Act, 2013 and has constituted the Internal Complaints Committee to redress complaints received regarding sexual

harassment. During the year, no complaint was received by the Company.

The policy formulated by the Company for prevention of sexual harassment is available on the website of the Company at <https://shaktipumps.com/policies-and-programmes/>.

## 33. AUDITORS

### ● Statutory Auditors and their reports

In accordance with the provisions of Section 139 of the Companies, Act, 2013 and the Rules made there under, Price Waterhouse Chartered Accountants LLP (Firm Registration No. 012754N/N500016), was appointed as the Statutory Auditors of the Company at the 29<sup>th</sup> Annual General Meeting held on 30<sup>th</sup> September, 2024 for the term of five consecutive years commencing from the conclusion of the 29<sup>th</sup> AGM till the conclusion of 34<sup>th</sup> AGM.

Price Waterhouse Chartered Accountants LLP have audited the Standalone and Consolidated financial statement of the company for the financial year ended March 31, 2025. The Statutory Auditor's report provided by the Price Waterhouse Chartered Accountants LLP does not contain any qualifications, reservations, adverse remarks or disclaimers, which would be required to be dealt with in the Board's Report.

### ● Secretarial Auditor and their reports

The Board had appointed **M/s M. Maheshwari & Associates**, Practicing Company Secretaries (Firm U.C.N. I2001MP213000), as Secretarial Auditor for 5 consecutive years from April 1, 2025, to March 31, 2030 subject to shareholder approval in the ensuing Annual General Meeting.

The Secretarial Audit Report is annexed herewith **Annexure- IV** to this Report. This report is unqualified and self-explanatory and does not call for any further comments/explanations. The Secretarial Audit Report of material unlisted subsidiary company i.e. Shakti Energy Solutions Limited (formerly known as Shakti Energy Solutions Private Limited) of the company is also annexed along with **Annexure- IV**.

### ● Cost Auditor and their reports

As per the requirement of Central Government



# BOARD'S REPORT

and pursuant to the provisions of Section 148 of the Companies Act, 2013 read with the Companies (Cost Records and Audit) Rules, 2014, as amended from time to time, the Company is required to appoint Cost Auditor for the audit of Cost Records of the Company.

The Board of Directors, on the recommendation of Audit Committee, approved the appointment and remuneration payable to M/s. M. P. Turakhia & Associates, Cost Accountant, as the Cost Auditors of the Company to audit the cost records for the financial year 2025-26. As per the statutory requirement, the requisite resolution for seeking members' approval for the remuneration payable to the Cost Auditor forms part of the Notice of the ensuing Annual General Meeting.

## 34. CONSERVATION OF ENERGY, TECHNOLOGY ABSORPTION AND FOREIGN EXCHANGE EARNINGS AND OUTGO

The information on conservation of energy, technology absorption and foreign exchange earnings and outgo as required under Section 134(3)(m) of the Companies Act, 2013 read with Rule 8(3) of the Companies (Accounts) Rules, 2014 is set out herewith as **Annexure- V** to this Report.

## 35. COMPLIANCE WITH SECRETARIAL STANDARD

Pursuant to Section 205 of the Act, the Company complies with the applicable Secretarial Standards as mandated by the Institute of Company Secretaries of India ('ICSI') to ensure compliance with all the applicable provisions read together with the relevant circulars issued by MCA during pandemic.

## 36. SIGNIFICANT AND MATERIAL ORDERS PASSED BY COURTS/ REGULATORS/ TRIBUNALS

The detail of significant order passed by the Securities Exchange Board of India is mentioned in the Report on Corporate Governance. There is no corporate insolvency resolution process initiated under the Insolvency and Bankruptcy Code, 2016.

## 37. VIGIL MECHANISM

Pursuant to the provisions of Section 177(9) & (10) of the Companies Act, 2013 and Regulation 22 of the SEBI Listing Regulations, 2015, the company has instituted a Vigil Mechanism/Whistle Blower Policy for dealing with unethical behaviour actual or suspected fraud or violation of the Companies Code of Conducts or ethics

policy. The same is uploaded on the website of the Company i.e. <https://shaktipumps.com/policies-and-programmes/>.

## 38. COMPLIANCE WITH THE MATERNITY BENEFIT ACT, 1961

The Company has complied with the provisions of the Maternity Benefit Act, 1961, including all applicable amendments and rules framed thereunder. The Company is committed to ensuring a safe, inclusive, and supportive workplace for women employees. All eligible women employees are provided with maternity benefits as prescribed under the Maternity Benefit Act, 1961, including paid maternity leave, nursing breaks, and protection from dismissal during maternity leave.

The Company also ensures that no discrimination is made in recruitment or service conditions on the grounds of maternity. Necessary internal systems and HR policies are in place to uphold the spirit and letter of the legislation.

## 39. GENDER-WISE COMPOSITION OF EMPLOYEES

In alignment with the principles of diversity, equity, and inclusion (DEI), the Company discloses below the gender composition of its workforce as on the March 31, 2025.

- **Male Employees: 634**
- **Female Employees: 44**
- **Transgender Employees: 0**

This disclosure reinforces the Company's efforts to promote an inclusive workplace culture and equal opportunity for all individuals, regardless of gender.

## 40. DETAILS OF DIFFERENCE BETWEEN THE AMOUNT OF THE VALUATION DONE AT THE TIME OF ONE TIME SETTLEMENT AND THE VALUATION DONE WHILE TAKING LOAN FROM THE BANKS OR FINANCIAL INSTITUTIONS ALONG WITH THE REASONS THEREOF

No such incident took place during the reporting year.

## 41. REPORTING OF FRAUDS

During the year under review, there have been no frauds reported by the Statutory Auditors of the Company under sub-section (12) of Section 143 of the Act.

## 42. DETAILS OF EMPLOYEE STOCK OPTIONS

The Company has implemented Shakti Pumps (India) Limited Employees Stock Option Plan 2024, ("Shakti Pumps ESOP 2024") for the eligible employees of the Company vide Special Resolution passed by the



## BOARD'S REPORT

---

Members at the Annual General Meeting held on 30<sup>th</sup> September, 2024. The primary objective of the plan is to reward employees for their association, performance and contribution to the goals of the Company and to attract, retain and motivate key talent by rewarding good performance and motivating them to contribute to the overall corporate growth and profitability of the Company. The Nomination and Remuneration Committee ('NRC') administers and monitors the ESOP schemes.

Disclosures pursuant to SEBI (Share Based Employee Benefits) Regulations, 2014, in respect of Shakti Pumps (India) Limited Employees Stock Option Plan 2024 as at 31<sup>st</sup> March, 2025 are available on the website of the Company at <https://shaktipumps.com/policies-and-programmes/>.

### 43. APPRECIATION AND ACKNOWLEDGMENTS

The Board of Directors extends its sincere gratitude to the Securities and Exchange Board of India, BSE Limited, National Stock Exchange of India Limited, and the Ministry of Corporate Affairs, along with other government and regulatory authorities, for their continued support throughout the year. We also deeply appreciate the trust and confidence placed in us by our clients and stakeholders, which is essential to our success.

Further, the Board acknowledges with great appreciation the efforts and dedication of all our employees across the Company and its subsidiaries. Their commitment has been crucial in driving profitable growth during the fiscal year under review.

We look forward to your continued support and cooperation as we advance towards our future objectives.

**For and on behalf of the Board of Directors  
Shakti Pumps (India) Limited**

**Place: - Indore  
Date:-August 01, 2025**

**Dinesh Patidar  
Chairman  
DIN:-00549552**



## ANNEXURE-I

## Form AOC-1

(Pursuant to first proviso to sub-section (3) of section 129 read with rule 5 of Companies (Accounts) Rules, 2014)

## Statement containing salient features of the financial statement of subsidiaries/associate companies/joint ventures

## Part "A": Subsidiaries

(Information in respect of each subsidiary to be presented with amounts in ₹)

1	Name of the subsidiary	Shakti Pumps LLC USA	Shakti Pumps (FZE) UAE	Shakti Pumps (Bangladesh) Limited	Shakti Energy Solutions Limited (Formerly known as Shakti Energy Solutions Private Limited)	Shakti EV Mobility Private Limited
2	Reporting period for the subsidiary concerned, if different from the holding company's reporting period	31.03.2025	31.03.2025	31.03.2025	31.03.2025	31.03.2025
3	Reporting currency and Exchange rate as on the last date of the relevant Financial year in the case of foreign subsidiaries	USD 85.60	AED 22.85	BDT 0.71	INR 1.00	INR 1.00
4	Share capital	33,31,941	1,56,56,115	37,26,750	27,75,76,100	50,00,00,000
5	Reserves & surplus	30,24,95,195	30,98,93,770	(51,17,164)	59,46,15,992	(7,04,69,557)
6	Total assets	36,30,31,500	34,14,62,829	1,12,73,072	1,17,95,27,397	1,01,21,82,456
7	Total Liabilities	5,72,04,364	1,59,12,943	1,27,65,970	30,73,35,304	22,21,52,238
8	Investments	-	-	-	-	-
9	Turnover	53,53,99,725	29,64,04,071	-	2,16,52,50,459	3,72,73,039
10	Profit before taxation	7,20,52,088	28,94,399	(10,87,911)	43,88,10,380	(8,12,84,264)
11	Provision for taxation	1,51,39,274	-	-	11,15,24,853	(99,50,608)
12	Profit after taxation	5,69,12,814	28,94,399	(10,87,911)	32,72,85,526	(7,13,32,656)
13	Proposed Dividend	4,44,60,000	7,92,86,604	-	-	-
14	% of shareholding	100%	100%	100%	100%	100%

## Part "B":- Associates and Joint Ventures

## Statement pursuant to Section 129 (3) of the Companies Act, 2013 related to Associate Companies and Joint Ventures

Name of associates/Joint Ventures	NA	NA	NA
1. Latest audited Balance Sheet Date			
2. Shares of Associate/Joint Ventures held by the company on the year end			
No.			
Amount of Investment in Associates/Joint Venture			
Extend of Holding%			
3. Description of how there is significant influence			
4. Reason why the associate/joint venture is not consolidated			
5. Net worth attributable to shareholding as per latest audited Balance Sheet			
6. Profit/Loss for the year			
i. Considered in Consolidation			
ii. Not Considered in Consolidation			

- Names of associates or joint ventures which are yet to commence operations.
- Names of associates or joint ventures which have been liquidated or sold during the year.

**For and on behalf of the Board of Directors**  
**Shakti Pumps (India) Limited**

**Dinesh Patidar**  
Chairman Cum Whole Time Director  
DIN:-00549552

**Dinesh Patel**  
Chief Financial Officer

Place:- Indore  
Date:- May 09, 2025

**Ramesh Patidar**  
Managing Director  
DIN:00931437

**Ravi Patidar**  
Company Secretary  
M. No. ACS 32328



## STATEMENT OF DISCLOSURE OF REMUNERATION

(Pursuant to Section 197 of the Companies Act 2013 read with Rule 5(1) of the Companies (Appointment and Remuneration Managerial Personnel) Rules, 2014.

- A. The ratio of the remuneration of each director to the median remuneration of the employees of the company and percentage increase in Remuneration of each Director, Chief Financial Officer and Company Secretary in the financial year 2024-25:-

S. No.	Name of Director/ KMP	Designation	Ratio to median remuneration	% Increase in remuneration in the financial year
1	Mr. Dinesh Patidar	Chairman cum Whole time Director	180.82	-
2	Mr. Ramesh Patidar	Managing Director	15.07	-
3	Mr. Sunil Patidar	Whole - Time Director	2.41	-
4	Mr. Ashwin Bhootda	Whole - Time Director	5.53	-
5	Mr. Dinesh Patel	Chief Financial Officer	9.04	55
6	Mr. Ravi Patidar	Company Secretary	3.96	20

- B. The percentage increase in the median remuneration of employees in the financial year: 9%.
- C. The number of permanent employees on the rolls of the Company: 678
- D. Average percentile increase already made in the salaries of employees other than the managerial personnel in the last financial year and its comparison with the percentile increase in the managerial remuneration and justification thereof and point out if there are any exceptional circumstances for increase in the managerial remuneration: 9.84%.
- E. Affirmation that the remuneration is as per the remuneration policy of the Company: It is hereby affirmed that the remuneration is as per the remuneration policy of the Company



## ANNEXURE-III

## ANNUAL REPORT ON CORPORATE SOCIAL RESPONSIBILITY (CSR) ACTIVITIES

## 1. Brief outline on CSR Policy of the Company:

The Company's CSR Policy is in adherence to the provisions of Section 135 of the Act read with rules framed thereunder and provides for carrying out CSR activities in the area of Education, Healthcare including preventive healthcare, Rural Development, Sanitation, Availability of Safe Drinking Water etc. either directly by the Company or through 'Non-Profit Organizations', viz. Shakti Foundation.

## 2. Composition of CSR Committee:

S. No.	Name of Director	Designation/ Nature of Directorship	Number of meetings of CSR Committee held during the year	Number of meetings of CSR Committee attended during the year
1.	Ashwin Bhootda	Chairman	-	-
2.	Keyur Bipinchandra Thaker	Member	1*	1*
3.	Navin Patwa	Member	1	1
4.	Nishtha Neema	Member	1	1
5.	Bhim Singh	Member	-	-

\*Mr. Keyur Bipinchandra Thaker attended the committee meeting as Chairman of the Committee.

On July 20, 2024, Mr. Navin Sunderlal Patwa ceased to be member with effect from close of business hours and Mr. V.S.S. Pavan Kumar Hari was appointed as member of the Committee

On January 24, 2025, Mr. Ashwin Bhootda was appointed as the Chairman of the Committee. There is change in designation of Mr. Keyur Bipinchandra Thaker from Chairman to member. Mr. Bhim Singh was appointed as the member of the Committee. Mrs. Nishtha Neema and Mr. V.S.S. Pavan Kumar Hari ceased to be member of the Committee.

## 3. Provide the web-link where Composition of CSR Committee, CSR Policy and CSR projects approved by the board are disclosed on the website of the company:

- Composition of CSR Committee: <https://shaktipumps.com/general-informations/>
- CSR Policy: <https://shaktipumps.com/policies-and-programmes/>
- CSR projects: <https://shaktipumps.com/csr-activities/>

## 4. Provide the details of Impact assessment of CSR Projects carried out in pursuance of sub-rule (3) of Rule 8 of the Companies (Corporate Social Responsibility Policy) Rules, 2014, if applicable (attach the report): Not Applicable

## 5. Details of the amount available for set off in pursuance of sub-rule (3) of rule 7 of the Companies (Corporate Social Responsibility Policy) Rules, 2014 and amount required for set off for the financial year, if any:

Sl. No.	Financial Year	Amount available for set-off from preceding financial	Amount required to be set-off for the year, if any (in ₹)
---------	----------------	---	---

Not Applicable

## 6. Average net profit of the company as per section 135(5): ₹ 1,02,95,97,544 /-

- Two percent of average net profit of the company as per section 135(5): ₹ 2,05,91,951/-
- Surplus arising out of the CSR projects or programs or activities of the previous financial years: Nil
- Amount required to be set off for the financial year (if any): Nil
- Total CSR obligation for the financial year (7a+7b- 7c): ₹ 2,05,91,951/-



8. (a) CSR amount spent or unspent for the financial year:

Total Amount Spent for the Financial Year (in ₹)	Amount Unspent				
	Amount transferred to Unspent CSR Account as per section 135 (6) of the Act		Amount transferred to any fund specified under Schedule VII as per section 135(6), if any.		
	Amount	Date of transfer	Name of the Fund	Amount	Date of transfer
1,01,91,951	1,04,00,000	30-04-2025	Nil	Nil	Nil

(b) Details of CSR amount spent against ongoing projects for the financial year: Not applicable

(1)	(2)	(3)	(4)	(5)		(6)	(7)	(8)	(9)	(10)	(11)	
Sr. No.	Name of the Project	Item from the list of activities in schedule VII to the Act.	Local Area (Yes/ No)	Location of the project		Project duration. (in years)	Amount allocated for the project (in ₹)	Amount spent in the current financial year (in ₹)	Amount Transferred to Unspent, CSR Account for the Project as per Section 135 (6) (in ₹)	Mode of Implementation Direct (Yes/ No)	Mode of Implementation Through implementing Agency	
				State/ Union Territories	District						Name	CSR registration number

Not Applicable

(c) Details of CSR amount spent against other than ongoing projects for the financial year

(1)	(2)	(3)	(4)	(5)		(6)	(7)	(8)	
Sr. No.	Name of the Project	Item from the list of activities in Schedule VII to the Act	Local Area (Yes/ No)	Location of the project		Amount spent for the project (in ₹)	Mode of Implementation -Direct (Yes/No)	Mode of implementation- Through implementing agency	
				State/ Union Territories	District			Name	CSR registration Number
1.	Expenditure for Rural Development	Item No. II (Promoting Education)	Yes	Madhya Pradesh	Dhar	74,91,951	Yes	-	-
2.	Expenditure for Rural Development	Item No. II (Promoting Education)	Yes	Madhya Pradesh	Indore	27,00,000	Yes		

(d) Amount spent on Administrative Overheads: **Nil**.

(e) Amount spent on Impact Assessment, if applicable: **Not Applicable**

(f) Total amount spent for the Financial Year (8b+8c+8d+8e): ₹ **2,05,91,951/-**

(g) Excess amount for set-off, if any: **Not Applicable**

Sl. No.	Particular	Amount (in ₹)
(i)	Two percent of average net profit of the company as per section 135(5) of the Companies Act, 2013.	₹ 2,05,91,951
(ii)	Total amount spent for the Financial Year	₹ 2,05,91,951
(iii)	Excess amount spent for the financial year [(ii)-(i)]	Nil
(iv)	Surplus arising out of the CSR projects or programmes or activities of the previous financial years, if any	Nil
(v)	Amount available for set off in succeeding financial years [(iii)-(iv)]	Nil



9. (a) Details of Unspent CSR amount for the preceding three financial years:-

Sl. No.	Preceding Financial Year	Amount transferred to Unspent CSR Account under section 135 (6) (in ₹)	Amount spent in the reporting Financial Year (in ₹)	Amount transferred to any fund specified under Schedule VII as per section 135(6), if any.			Amount remaining to be spent in succeeding financial years. (in ₹)
				Name of the Fund	Amount (in Rs).	Date of transfer	

Nil

- (b) Details of CSR amount spent in the financial year for ongoing projects of the preceding financial year(s):-

(1)	(2)	(3)	(4)	(5)	(6)	(7)	(8)	(9)
Sr. No.	Project ID	Name of the Project	Financial Year in which the project was commenced	Project Duration	Total amount allocated for the project	Amount spent on the project in the reporting Financial Year	Cumulative amount spent at the end of reporting Financial Year	Status of the Project- Completed /Ongoing

Nil

10. In case of creation or acquisition of capital asset, furnish the details relating to the asset so created or acquired through CSR spent in the financial year **(asset-wise details):-**

- (a) Date of creation or acquisition of the capital asset(s): **None**
- (b) Amount of CSR spent for creation or acquisition of capital asset: **Nil**
- (c) Details of the entity or public authority or beneficiary under whose name such capital asset is registered, their address, etc.: **Not Applicable**
- (d) Provide details of the capital asset(s) created or acquired (including complete address and location of the capital asset): **Not Applicable**

11. Specify the reason(s), if the company has failed to spend two per cent of the average net profit as per section 135(5): **Not Applicable**

**Dinesh Patidar**

Chairman and Whole time Director  
(DIN :00549552)

**Ashwin Bhootda**

Chairman CSR Committee  
(DIN: 10236282)



**Form No. MR - 3**  
**SECRETARIAL AUDIT REPORT FOR THE FINANCIAL YEAR ENDED MARCH 31, 2025**

[Pursuant to Section 204(1) of the Companies Act, 2013 and Rule 9 of the Companies (Appointment and Remuneration of Managerial Personnel) Rules, 2014]

To,

The Members,

**SHAKTI PUMPS (INDIA) LIMITED**

CIN: L29120MP1995PLC009327

Plot No. 401, 402 & 413 Sector III Industrial Area

Pithampur, (M.P.) - 454774

I have conducted the Secretarial Audit of the compliance of applicable statute or provisions and the adherence to good corporate practices by SHAKTI PUMPS (INDIA) LIMITED (hereinafter called the company). Secretarial Audit was conducted in a manner that provided us a reasonable basis for evaluating the corporate conducts/statutory compliances and expressing my opinion thereon.

Based on my verification of the Company's books, papers, minute books, forms and returns filed and other records maintained by the Company and also the information provided by the Company, its officers, agents and authorized representatives during the conduct of secretarial audit, I hereby report that in my opinion, the Company has, during the audit period covering the financial year ended on March 31, 2025, complied with the statutory provisions listed hereunder and also that the Company has proper Board-processes and compliance-mechanism in place to the extent, in the manner and subject to the reporting made hereinafter:

I have examined the books, papers, minute books, forms and returns filed and other records made available to me and maintained by the Company for the financial year ended on March 31, 2025 according to the applicable provisions of:

- i. The Companies Act, 2013 (the Act) and the rules made there under read with notifications, exemptions and clarifications thereto;
- ii. The Securities Contracts (Regulation) Act, 1956 ('SCRA') and the rules made there under;
- iii. The Depositories Act, 1996 and the Regulations and Bye-laws framed there under;
- iv. Foreign Exchange Management Act, 1999 and the rules and regulations made thereunder to the extent of Foreign Direct Investment, Overseas Direct Investment and External Commercial Borrowings;
- v. The following Regulations and Guidelines prescribed under the Securities and Exchange Board of India Act, 1992 ('SEBI Act'):-
  - a. The Securities and Exchange Board of India (Substantial Acquisition of Shares and Takeovers) Regulations, 2011 as amended from time to time;
  - b. The Securities and Exchange Board of India (Prohibition of Insider Trading) Regulations, 2015 as amended from time to time;
  - c. The Securities and Exchange Board of India (Issue of Capital and Disclosure Requirements) Regulations, 2018 and as amendments from time to time.
  - d. The Securities and Exchange Board of India (Share Based Employee Benefits) Regulation, 2014.
  - e. The Securities and Exchange Board of India (Issue and Listing of Debt Securities) Regulations, 2008. [Not Applicable as the Company has not issued and listed any debt securities during the financial year under review]
  - f. The Securities and Exchange Board of India (Registrars to an Issue and Share Transfer Agents) Regulations, 1993 as amended from time to time regarding the Companies Act and dealing with client;
  - g. The Securities and Exchange Board of India (Delisting of Equity Shares) Regulations, 2009 as amended from time to time. [Not Applicable as the Company has not delisted/proposed to delist its equity shares from any Stock Exchange during the financial year under review.]



- h. The Securities and Exchange Board of India (Buyback of Securities) Regulations, 2018. [Not Applicable as the Company has not bought back/proposed to buy-back any of its securities during the financial year under review].
- vi. I have relied on the representation made by the Company and its officers for system and mechanism framed by the Company for the compliances under the following applicable Act (if applicable), Law & Regulations to the Company
  - i. Workmen's compensation Act, 1923 and all other allied labor laws,
  - ii. Applicable Direct and Indirect Tax Laws.
  - iii. Prevention of Money Laundering Act, 2002
  - iv. Sexual Harassment of Women at Workplace (Prevention, Prohibition and Redressal) Act, 2013

I have also examined compliance with the applicable clauses of the following:

- (i) Secretarial Standards with respect to Meetings of the Board of Directors (SS-1) and General Meetings (SS-2) issued by the Institute of Company Secretaries of India.
- (ii) SEBI (Listing Obligation and Disclosure Requirements) Regulations, 2015.

During the period the company has complied with the provisions of the Act, Rules, Regulations, Guidelines, Standards, etc. mentioned above.

I further report that, the compliance by the Company of applicable financial laws such as direct and indirect tax laws and maintenance of financial records and books of accounts have not been reviewed in this Audit since the same have been subject to review by the statutory financial auditors, tax auditors, and other designated professionals.

The Board of Directors of the Company is duly constituted with proper balance of Executive Directors, Non-Executive Directors and Independent Directors. The changes in the composition of the Board of Directors that took place during the period under review were carried out in compliance with the provisions of the Act.

Adequate notice is given to all directors to schedule the Board Meetings, agenda and detailed notes on agenda were sent at least seven days in advance other than those held at shorter notice and a system exists for seeking and obtaining further information and clarifications on the agenda items before the meeting and for meaningful participation at the meeting.

As per the minutes of the meetings duly recorded and signed by the Chairman, the decisions of the Board were unanimous and no dissenting views have been recorded.

As per the records, the Company filed all the forms, returns, documents and resolutions as were required to be filed with the Registrar of Companies and other authorities and all the formalities relating to the same is in compliance with the Act.

I further report that there are adequate systems and processes in the company commensurate with the size and operations of the company to monitor and ensure compliance with applicable laws, rules, regulations and guidelines.

We further report that during the Audit period, the Company had the following event which had a bearing on the Company's affairs in pursuance of the above-referred laws, rules, regulations, guidelines, and standards.

1. Pursuant to Board Resolution dated 7th October 2024 and Special Resolution passed through postal ballot on 9th November 2024, the Authorised Share Capital of the Company has been increased from ₹40/- Crores to ₹190/- Crores, comprising ₹175/- Crores Equity Capital and ₹15/- Crores Preference Capital, and Clause VII of the Memorandum of Association has been altered accordingly.
2. Pursuant to the Board Resolution dated 7th October 2024 and Special Resolution passed by shareholders through postal ballot on 9th November 2024, the Committee has accorded consent to issue and allot 10,01,75,500 equity shares of ₹10 each as bonus shares to existing shareholders in the ratio 5:1, by capitalizing ₹100.20 crores from Securities Premium Account and General Reserve/Retained Earnings, as per the audited accounts for FY ended March 31, 2024, to shareholders holding shares as on record date, November 25, 2024.



3. During the period under review, the Company obtained shareholders' approval through postal ballot on February 12, 2025, to raise funds up to ₹400 crores (Rupees Four Hundred Crores Only) through Qualified Institutional Placement(s) in accordance with Chapter VI of the SEBI ICDR Regulations, and has complied with the provisions of the Act.

Note: This Report is to be read with our letter even date which is annexed as Annexure A and forms and integral part of this report.

**For M. Maheshwari & Associates**

Company Secretaries  
Firms U.C.N. I2001MP213000

**Date :** 31/07/2025

**Place :** Indore

UDIN : F005174G000900871

**Manish Maheshwari**

Proprietor  
FCS-5174 / CP-3860  
PR No. 1191/2021



To,

The Members,

**SHAKTI PUMPS (INDIA) LIMITED**

CIN: L29120MP1995PLC009327

Plot No. 401, 402 & 413 Sector III Industrial Area

Pithampur, (M.P.) - 454774

My Secretarial Audit Report of even date is to be read along with this letter.

1. Maintenance of secretarial records is the responsibility of the management of the Company. Our responsibility is to express an opinion on these secretarial records based on our audit.
2. I have followed the audit practices and process as were appropriate to obtain reasonable assurance about the correctness of the contents of the Secretarial records. The verification was done on the test basis to ensure that correct facts are reflected in secretarial records. I believe that the process and practices, I followed provide a reasonable basis for our opinion.
3. I have not verified the correctness and appropriateness of financial records and Books of Accounts of the company.
4. Wherever required, I have obtained the Management representation about the compliance of laws, rules, regulations and happening of events etc.
5. The compliance of the provisions of Corporate and other applicable laws, rules, regulations, and standards are the responsibility of management. Our examination was limited to the verification of procedures on test basis.
6. The Secretarial Audit report is neither an assurance as to the future viability of the company nor of the efficacy of effectiveness with which the management has conducted the affairs of the company.

**For M. Maheshwari & Associates**

Company Secretaries

Firms U.C.N. I2001MP213000

**Manish Maheshwari**

Proprietor

FCS-5174 / CP-3860

PR No. 1191/2021

**Date :** 31/07/2025

**Place :** Indore

UDIN : F005174G000900871



**Form No. MR - 3**  
**SECRETARIAL AUDIT REPORT FOR THE FINANCIAL YEAR ENDED MARCH 31, 2025**

[Pursuant to section 204(1) of the Companies Act, 2013 and Rule No.9 of the Companies  
(Appointment and Remuneration of Managerial Personnel) Rules, 2014]

To,

The Members,

**Shakti Energy Solutions Limited**  
**(Formerly known as Shakti Energy Solutions Private Limited)**

Plot No.155, 156 Sector III Industrial Growth Centre,  
Pithampur, Dhar (M.P.) - 454774

I have conducted the secretarial audit of the compliance of applicable statutory provisions and the adherence to good corporate practices by Shakti Energy Solutions Limited (Formerly known as "Shakti Energy Solutions Private Limited") (CIN: U27300MP2010PLC024245) (hereinafter called the company). Secretarial Audit was conducted in a manner that provided me a reasonable basis for evaluating the corporate conducts/statutory compliances and expressing my opinion thereon.

Based on my verification of the company's books, papers, minute books, forms and returns filed and other records maintained by the company and also the information provided by the Company, its officers, agents and authorized representatives during the conduct of secretarial audit, I hereby report that in my opinion, the company has, during the audit period covering the financial year ended on 31st March, 2025 complied with the statutory provisions listed hereunder and also that the Company has proper Board-processes and compliance-mechanism in place to the extent, in the manner and subject to the reporting made hereinafter:

I have examined the books, papers, minute books, forms and returns filed and other records maintained by the Company for the financial year ended on 31st March, 2025 according to the provisions of:

- i. The Companies Act, 2013 (the Act) and the rules made there under;
- ii. The Securities Contracts (Regulation) Act, 1956 ('SCRA') and the rules made there under; (Not applicable to the Company during the audit period)
- iii. The Depositories Act, 1996 and the Regulations and Bye-laws framed there under; (Not applicable to the Company during the audit period)
- iv. Foreign Exchange Management Act, 1999 and the rules and regulations made there under to the extent of Foreign Direct Investment, Overseas Direct Investment and External Commercial Borrowings; (Not applicable to the Company during the audit period)
- v. The following Regulations and Guidelines prescribed under the Securities and Exchange Board of India Act, 1992 ('SEBI Act'):-
  - a. The Securities and Exchange Board of India (Substantial Acquisition of Shares and Takeovers) Regulations, 2011; (Not applicable to the Company during the audit period)
  - b. the Securities and Exchange Board of India (Prohibition of Insider Trading) Regulations, 2015; (Not applicable to the Company during the audit period)
  - c. The Securities and Exchange Board of India (Issue of Capital and Disclosure Requirements) Regulations, 2009 / The Securities and Exchange Board of India (Issue of Capital and Disclosure Requirements) Regulations, 2018 ; (Not applicable to the Company during the audit period)
  - d. The Securities and Exchange Board of India (Share Based Employee Benefits) Regulations, 2014 ; (Not applicable to the Company during the audit period)
  - e. The Securities and Exchange Board of India (Issue and Listing of Debt Securities) Regulations, 2008 ; (Not applicable to the Company during the audit period)
  - f. The Securities and Exchange Board of India (Registrars to an Issue and Share Transfer Agents) Regulations, 1993 regarding the Companies Act and dealing with client; (Not applicable to the Company during the audit period)



- g. The Securities and Exchange Board of India (Delisting of Equity Shares) Regulations, 2009; (Not applicable to the Company during the audit period)
- h. The Securities and Exchange Board of India (Buyback of Securities) Regulations, 1998. (Not applicable to the Company during the audit period) and
- i. Securities and Exchange Board of India (Depositories and Participants) Regulations, 2018; (Not applicable to the Company during the audit period)
- vi. As per information provided by the management, there is no law applicable specifically to the Company vis-à-vis the industry to which the Company belongs.

I have also examined compliance with the applicable clauses/Regulations of the following:

- a) Secretarial Standards with regard to Meeting of Board of Director (SS-1) and General Meetings (SS-2) issued by The Institute of Company Secretaries of India.
- b) The Securities and Exchange Board of India (Listing Obligations and Disclosure Requirements) Regulations, 2015 (to the extent applicable, being an unlisted material subsidiary of Listed Company)

During the period under review, the Company has complied with the provisions of the Act, Rules, Regulations, Guidelines, Standards, etc. mentioned above.

I further report that the Board of Directors of the Company is duly constituted with proper balance of Executive and Non-Executive Directors of the company. The changes in the composition of the Board of Directors that took place during the period under review were carried out in compliance with the provisions of the Act.

Adequate notice is given to all directors to schedule the Board Meetings, agenda and detailed notes on agenda were sent at least seven days in advance and the consent was taken where required for meetings held on shorter notice, if required and a system exists for seeking and obtaining further information and clarifications on the agenda items before the meeting and for meaningful participation at the meeting.

Majority decision is carried through while the dissenting members' views are captured and recorded as part of the minutes.

I further report that there are adequate systems and processes in the company commensurate with the size and operations of the company to monitor and ensure compliance with applicable laws, rules, regulations and guidelines.

I further report that during the audit period, the Company had following events/actions which had major bearing on the Company's affairs in pursuance of the above referred laws, rules, regulations, guidelines, standards etc:-

1. Formulation of detailed terms and conditions of "Shakti Energy Solution Private Limited Employee Stock Option Plan 2024" (ESOP Plan) by the Board of Directors in meeting held on 16.04.2024 which was further approved by the members of the Company at the Extra Ordinary General Meeting held on 17.04.2024 and the grant of 1,37,147 Stock Options pursuant to the Employee Stock Option Plan made by the Board of Directors in meeting held on 25.04.2024.
2. Appointment of Mr. Vikas Patidar (DIN: 01088894) as (Additional) Whole-time Director of the Company in Board Meeting held on 16.04.2024 w.e.f. 16.04.2024 and Approval of confirmation of appointment by members of the company in Annual General Meeting dated 30.09.2024.
3. Increase in Authorized Share Capital from Rs. 20,00,00,000/- to Rs. 50,00,00,000/- and alteration in Clause 5th of Memorandum of Association on 20.06.2024.
4. Approval of Revision in Remuneration of Mr. Sunil Ghode (DIN: 10087754) & Mr. Vikas Patidar (DIN: 01088894) as Whole-time Directors of the company in Board Meeting held on 19.07.2024 w.e.f. 01.07.2024 and approval for the same by members of the company in Annual General Meeting dated 30.09.2024.
5. Sub-division of Equity Shares of the Company from the face value of Rs. 10/- to face value of Rs. 1/- per share vide resolution passed by shareholders in their Extra-Ordinary General Meeting held on 30.08.2024.



6. Allotted 4,00,00,000 Equity Shares of Rs. 1/- each on 14.12.2024 on right basis to its existing shareholders.
7. Allotted 3,80,00,000 Equity Shares of Rs. 1/- each on 03.01.2025 on right basis to its existing shareholders.
8. The company has been converted from 'Private Limited' to 'Public Limited' vide resolution passed by members of the company in their Extra Ordinary general meeting held on 22.01.2025 and as per "Certificate of Incorporation Consequent upon conversion to Public Limited Company" issued by Registrar of Companies as on 07.02.2025.
9. Approval for Adoption of New Set of Articles of Association of the Company in the Extra-Ordinary General Meeting held on 22.01.2025.

Note: This report is to be read with our letter of even date which is annexed as "Appendix-I" and Forms an integral part of this report.

**Date:** 01.08.2025

**Place:** - Indore

**Dinesh Kumar Gupta**

Practicing Company Secretary

(FCS No. 5396 / CP No. 4715)

UDIN: F005396G000909442

Peer Review Certificate No.: 6623/2025

Unique Identification No.: I2002MP298100



## Appendix- I

(To the Secretarial Audit Report to the Members of **Shakti Energy Solutions Limited**  
(Formerly known as "Shakti Energy Solutions Private Limited") for the financial year ended 31st March, 2025)

To,

The Members,

**Shakti Energy Solutions Limited**

(Formerly known as "Shakti Energy Solutions Private Limited")

My Secretarial Audit Report for the financial year ended March 31, 2025 of even date is to be read along with this letter.

1. Maintenance of secretarial record is the responsibility of the management of the Company. My responsibility is to express an opinion on these secretarial records based on my audit.
2. I have followed the audit practices and processes as were appropriate to obtain reasonable assurance about the correctness of the contents of the secretarial records. The verification was done on test basis to ensure that correct facts reflected on secretarial records. I believe that the processes and practices I followed provide a reasonable basis for my opinion.
3. I have not verified the correctness and appropriateness of financial records and Books of Accounts of the Company.
4. Wherever required, I have obtained the Management representation about the compliance of laws, rules and regulations and happening of events etc.
5. The compliance of the provisions of Corporate and other applicable laws, rules, regulations and standards is the responsibility of the management. My examination was limited to the verification of procedures on test basis.
6. The Secretarial Audit Report is neither an assurance as to the future viability of the Company nor of the efficacy or effectiveness with which the management has conducted the affairs of the Company.
7. We do not take any responsibility for any person if taking any commercial, financial or investment decision based on our secretarial audit report as aforesaid and they need to take independent advice or decision as per their own satisfaction.

**Dinesh Kumar Gupta**

Practicing Company Secretary

(FCS No. 5396 / CP No. 4715)

UDIN:F005396G000909442

Peer Review Certificate No.: 6623/2025

Unique Identification No.: I2002MP298100

**Date:** 01.08.2025

**Place:** - Indore



## CONSERVATION OF ENERGY, TECHNOLOGY ABSORPTION AND FOREIGN EXCHANGE EARNINGS AND OUTGO

[Section 134 (3)(M) of the Companies Act, 2013 read with Rule 8(3) of the Companies (Accounts) Rules, 2014]

S.No.	Particulars	
<b>Conservation of Energy:-</b>		
1.	The steps taken or impact on conservation of energy;	<p>Being an energy efficient product manufacturer we make energy efficient stainless steel pumps motors and power electronic products. We offer energy efficient pumping systems for agriculture and offers energy savings over 40% compared to conventional pumping system.</p> <p>We are also developing and experimenting in the future technologies for motors and pumps. Also, most of these products we have placed inside our own premises which are helping us in energy conservation along with actual validation.</p> <p>All our newly developed product is having utmost care in terms of energy efficiency, every single watt of energy we save at the product end, it helps to create big difference at the power generation end.</p> <p>Also, we are keen in educating our employees, stack holders and all interested parties to educate on energy conservations and energy efficiency.</p>
2.	The steps taken by the Company for utilizing alternate sources of energy;	<p>The company is constantly adopting solar as alternative source of energy and promoting solar pumps and grid interactive inverters across globe and company made solar business as key focus area of business. This solar power could transform our agricultural landscape and improve quality of life in rural and urban India ensuring energy security to the poor and marginalizes. This would immensely help climate change mitigation efforts by in line with global. The company is also working towards the solar chulha and home lighting systems to improve the quality of rural personals.</p> <p>We have implemented a unique solar parking (Car shades by solar panels) in the company premises reducing the overall carbon footprint. Moreover, we have also implemented rooftop solar plant in order to meet a portion of companies over all energy demand.</p> <p>Our admin building is fully run on solar energy as we have installed in-house 150kW solar roof top and solar parking.</p>



S.No.	Particulars	
3.	The capital investment on energy conservation equipments.	<p>We have invested heavily on R&amp;D and other renewable energy applications and equipments such as solar simulators and state of the art facility for solar pumps and inverter development and testing setups, power quality measurement equipments, load banks, grid simulators etc.</p> <p>Also we have setup a altogether new plant for manufacturing of grid-tied inverters with that plant we become one of the very few Indian manufacturers for solar rooftop inverters who performs all design, development and electronics manufacturing in-house.</p> <p>Also have established one state of art laboratory in collaboration with IIT Indore for advanced pump research.</p> <p>We have added few other R&amp;D infrastructures to support our interest in energy conservation and energy efficiency.</p>

**Technology absorption: -**

(i)	The efforts made towards technology absorption	<p>We have indigenously developed solar pumping technology and associated products to make solar pumping successful. For solar pumping not only solar panel but other key element like energy efficient motors, pumps, power converter and structure to harness maximum of solar energy. This made us capable to offering end-to-end solar pumping solutions in agriculture, commercial and domestic applications that has potential to impact the energy scenario in India.</p> <p>Recently we have developed technology to harvest solar energy not only to grid but also utilize the same in other house hold or agriculture needs.</p> <p>The extensive R&amp;D in the field of solar pumping helps us to develop above said products and R&amp;D resulted in filing several patents in this area.</p> <p>We are working towards indigenous development of VFD's, Grid-tie Inverters for single phase and three-phase for supporting domestic and export market.</p> <p>We have also collaborated with IIT Delhi, IISc Bangalore and other premium institutes for research and development in motor pumps and power converter technology.</p>
-----	--	---



S.No.	Particulars	
(ii)	The benefits derived like product improvement, cost reduction, product development or import substitution	<p>Solar water pumping systems developed by us has great potential to bring transformational changes in agriculture, reduction in irrigation cost and effective use of water. Our newly developed solar drives are best substitutes against import of drives from China.</p> <p>Also, the grid tie inverters developed by us are feeding power to the grid has immense potential to reduce the energy cost along with its clean solution.</p> <p>Our all the power electronic based products are having very high impact on import as earlier most of the products were imported from China.</p> <p>We have developed new cost effective pumping drive with latest IC technology which is expected</p> <p>Also in alignment to Govt. scheme KUSUM C we have developed the hybrid product which not only feeds energy into the grid but also works for water pumping which are customized requirement for Govt. of India. The pilot project for this is completed in in Ajmer Tender.</p>
(iii)	In case of imported technology (imported during the last three years reckoned from the beginning of the financial year	Yes
	(a) the details of technology imported	Power converters for converting solar energy into useful form
	(b) the year of import	2013 - 2017
	(c) whether the technology been fully absorbed	Yes
	(d) if not fully absorbed, areas where absorption has not taken place, and the reasons thereof; and	-
(iv)	The expenditure incurred on Research and Development	₹ 7,25,18,148
<b>Foreign Exchange earnings and outgo</b>		
	i) Foreign Exchange Earned	3,05,99,47,772
	ii) Foreign Exchange Outgo	89,64,67,431



# BUSINESS RESPONSIBILITY & SUSTAINABILITY REPORT

Shakti Pumps (India) Limited presents its Business Responsibility and Sustainability Report (BRSR) for FY 2024–25, prepared in accordance with SEBI (LODR) Regulations, 2015, and updated as per SEBI Circular dated March 28, 2025. The Report follows the National Guidelines on Responsible Business Conduct (NGRBC) and highlights the Company's alignment with the UN Sustainable Development Goals (UNSDGs), reflecting its commitment to ethical, inclusive, and sustainable growth.

**Note:** Previous year data has been rationalized wherever necessary to ensure consistency and transparency.

## SECTION A: GENERAL DISCLOSURES

### I. Details of the listed entity:

1.	Corporate Identity Number (CIN) of the Listed Entity	L29120MP1995PLC009327						
2.	Name of the Listed Entity	SHAKTI PUMPS (INDIA) LIMITED						
3.	Year of incorporation	1995						
4.	Registered office address	Plot No. 401, 402 & 413 Sector III Industrial Area Pithampur (M.P.) 454774						
5.	Corporate address	Plot No. C-04, Silver Spring, Phase-2, Business Park, By-pass Road, Opp D Mart, Indore-452020. (M.P.) India						
6.	E-mail	cs@shaktipumpsindia.com						
7.	Telephone	0731-3635640						
8.	Website	www.shaktipumps.com						
9.	Financial year for which reporting is being done	2024-25						
10.	Name of the Stock Exchange(s) where shares are listed	<table><tr><th>Name of the Exchange</th><th>Stock Code</th></tr><tr><td>BSE Ltd.</td><td>531431</td></tr><tr><td>National Stock Exchange of India Ltd.</td><td>SHAKTIPUMP</td></tr></table>	Name of the Exchange	Stock Code	BSE Ltd.	531431	National Stock Exchange of India Ltd.	SHAKTIPUMP
Name of the Exchange	Stock Code							
BSE Ltd.	531431							
National Stock Exchange of India Ltd.	SHAKTIPUMP							
11.	Paid-up Capital	₹ 1,20,21,06,000						
12.	Name and contact details (telephone, email address) of the person who may be contacted in case of any queries on the BRSR report	Mr. Ravi Patidar Phone No.: +91-731-3635000 Email: cs@shaktipumpsindia.com						
13.	Reporting boundary - Are the disclosures under this report made on a standalone basis (i.e. only for the entity) or on a consolidated basis (i.e. for the entity and all the entities which form a part of its consolidated financial statements, taken together).	Standalone Basis						
14.	Name of assurance or assessment provider	Not Applicable for the reporting period as per SEBI Circular No. SEBI/HO/CFD/CFD-PoD-1/P/CIR/2025/42 dated 28th March 2025.						
15.	Type of assurance or assessment obtained	Not Applicable for the reporting period as per SEBI Circular No. SEBI/HO/CFD/CFD-PoD-1/P/CIR/2025/42 dated 28th March 2025.						



## BUSINESS RESPONSIBILITY & SUSTAINABILITY REPORT

### II. Products/services

#### 16. Details of business activities (accounting for 90% of the turnover):

S. No.	Description of Main Activity	Description of Business Activity	% of Turnover of the entity
1	Manufacturing	Electrical equipment, General Purpose and Special purpose Machinery & equipment, Transport equipment	100.00

#### 17. Products/Services sold by the entity (accounting for 90% of the entity's Turnover):

S. No.	Product/ Service	NIC Code	% of Turnover contributed
1.	Manufacture of other pumps	28132	100%

### III. Operations

#### 18. Number of locations where plants and/or operations/offices of the entity are situated:

Location	Number of plants	Number of offices	Total
National	2	29	31
International	-	4*	4

\*Note: The Company has branch offices located in USA, Bangladesh, UAE and Uganda

#### 19. Markets served by the entity:

##### a. Number of locations

Locations	Number
National (No. of States & UTs)	22
International (No. of Countries)	120

##### b. What is the contribution of exports as a percentage of the total turnover of the entity?

Exports contributed approximately 20.00% to the total turnover of the Company during the reporting period.

##### c. A brief on types of customers:

The Company caters to a broad spectrum of customers through B2B, B2C, and hybrid models. A substantial share of sales is generated through government tenders and institutional procurement



# BUSINESS RESPONSIBILITY & SUSTAINABILITY REPORT

## IV. Employees

### 20. Details as at the end of Financial Year:

#### a. Employees and workers (including differently abled):

S. No.	Particulars	Total (A)	Male		Female	
			No. (B)	% (B / A)	No. (C)	% (C / A)
EMPLOYEES						
1.	Permanent (D)	587	546	93.02	41	6.98
2.	Other than Permanent (E)	124	113	91.13	11	8.87
3.	Total employees (D + E)	711	659	92.69	52	7.31
WORKERS						
4.	Permanent (F)	88	85	96.59	3	3.41
5.	Other than Permanent (G)	935	905	96.79	30	3.21
6.	Total workers (F + G)	1,023	990	96.77	33	3.23

#### b. Differently abled Employees and workers:

S. No.	Particulars	Total (A)	Male		Female	
			No. (B)	% (B / A)	No. (C)	% (C / A)
DIFFERENTLY ABLED EMPLOYEES						
1.	Permanent (D)	0	0	0.00	0	0.00
2.	Other than Permanent (E)	0	0	0.00	0	0.00
3.	Total employees (D + E)*	0	0	0.00	0	0.00
DIFFERENTLY ABLED WORKERS						
4.	Permanent (F)	0	0	0.00	0	0.00
5.	Other than Permanent (G)	0	0	0.00	0	0.00
6.	Total workers (F + G)	0	0	0.00	0	0.00

### 21. Participation/Inclusion/Representation of women

	Total (A)	No. and percentage of Females	
		No. (B)	% (B / A)
Board of Directors	10	1	10.00
Key Management Personnel	6	0	0.00

Note: Key Management Personnel includes: Managing Director, Chairman, Whole-time Directors, Company Secretary and Chief Financial officer.



## BUSINESS RESPONSIBILITY & SUSTAINABILITY REPORT

### 22. Turnover rate for permanent employees and workers (in percent)

	FY 2024-25			FY 2023-24			FY 2022-23		
	Male	Female	Total	Male	Female	Total	Male	Female	Total
Permanent Employees	10.73	2.90	10.24	25.58	27.27	25.66	27.55	35.71	27.81
Permanent Workers	0.00	0.00	0.00	2.52	0.00	2.47	1.17	50.00	2.29

### V. Holding, Subsidiary and Associate Companies (including joint ventures)

#### 23. (a) Names of holding / subsidiary / associate companies / joint ventures

Sr. No.	Name of the holding/ subsidiary/ associate companies/ joint ventures (A)	Indicate whether holding/ Subsidiary/ Associate/ Joint Venture	% of shares held by listed entity	Does the entity indicated at column A, participate in the Business Responsibility initiatives of the listed entity? (Yes/No)
1.	Shakti Energy Solutions Limited	Subsidiary	100.00	No
2.	Shakti EV Mobility Private Limited	Subsidiary	100.00	No
3.	Shakti Pumps FZE - UAE	Subsidiary	100.00	No
4.	Shakti Pumps USA, LLC - USA	Subsidiary	100.00	No
5.	Shakti Pumps (Bangladesh) Limited	Subsidiary	100.00	No

### VI. CSR Details

(i) Whether CSR is applicable as per section 135 of Companies Act, 2013: Yes

(ii) Turnover (in ₹) – 12,92,19,50,565.18

(iii) Net worth (in ₹) – 6,76,02,60,098.59



# BUSINESS RESPONSIBILITY & SUSTAINABILITY REPORT

## VII. Transparency and Disclosures Compliances

25. Complaints/Grievance on any of the principles (Principles 1 to 9) under the National Guidelines on Responsible Business Conduct:

Stakeholder group from whom complaint is received	Grievance Redressal Mechanism in Place (Yes/ No)	FY 2024-25			FY 2023-24		
	(If Yes, then provide web-link for grievance redress policy)	Number of complaints filed during the year	Number of complaints pending resolution at close of the year	Remarks	Number of complaints filed during the year	Number of complaints pending resolution at close of the year	Remarks
Communities	Yes, The Company maintains structured communication channels to address community grievances, ensuring timely acknowledgment and resolution.	0	0	NA	0	0	NA
Investors (other than shareholders)	Yes, the Company has established dedicated channels for grievance redressal, as outlined in the following link:  <a href="https://shaktipumps.com/general-informations/">https://shaktipumps.com/general-informations/</a>	0	0	NA	0	0	NA
Shareholders	Yes, the Company has implemented the SEBI prescribed mechanisms of SCORES. Shareholders can register their grievances at <a href="https://scores.sebi.gov.in/">https://scores.sebi.gov.in/</a> Complaints are resolved by the RTA and the Company in accordance with the procedures outlined by SEBI.	0	0	NA	0	0	NA
Employees and workers	Yes, the Company has implemented an Grievance Policy to address the concerns and grievances of employees and workers, as specified in the following link:  <a href="https://shaktipumps.com/policies-and-programmes/">https://shaktipumps.com/policies-and-programmes/</a>	0	0	NA	0	0	NA

## BUSINESS RESPONSIBILITY & SUSTAINABILITY REPORT

Stakeholder group from whom complaint is received	Grievance Redressal Mechanism in Place (Yes/ No)	FY 2024-25			FY 2023-24		
	(If Yes, then provide web-link for grievance redress policy)	Number of complaints filed during the year	Number of complaints pending resolution at close of the year	Remarks	Number of complaints filed during the year	Number of complaints pending resolution at close of the year	Remarks
Customers	Yes, the Company has established dedicated channels for grievance redressal, as specified in the following link: <a href="https://spprdsrv1.shaktipumps.com:8423/sap(bD1lbiZjPTkwMA==)/bc/bsp/sap/zservice_portal/complain_tracker.htm">https://spprdsrv1.shaktipumps.com:8423/sap(bD1lbiZjPTkwMA==)/bc/bsp/sap/zservice_portal/complain_tracker.htm</a>	0	0	NA	0	0	NA
Value Chain Partners	Yes, the details are specified in the following link: <a href="https://shaktipumps.com/policies-and-programmes/">https://shaktipumps.com/policies-and-programmes/</a>	0	0	NA	0	0	NA

### 26. Overview of the entity's material responsible business conduct issues pertaining to environmental and social matters that present a risk or an opportunity to your business, rationale for identifying the same, approach to adapt or mitigate the risk along-with its financial implications<sup>1</sup>

S. No.	Material issue identified	Indicate whether risk or opportunity (R/O)	Rationale for identifying the risk/ opportunity	In case of risk, approach to adapt or mitigate	Financial implications of the risk or opportunity (Indicate positive or negative implications)
1	Energy Management	Risk	Electricity is a major cost driver in manufacturing water pumps. Rising tariffs, unreliable grid supply, and dependence on non-renewable sources can increase operational costs and cause production delays.	The Company monitors and analyses energy usage, invests in energy-efficient equipment, explores renewable energy adoption, and implements peak-load management strategies to reduce reliance on the grid.	Negative. *There has been no negative impact in the reporting period of FY 2024-25.
2	Workforce Health & Safety	Risk	Employees face hazards from heavy machinery, high-voltage systems, and handling of bulky materials. Safety lapses can result in injuries, production stoppages, legal liabilities, and reputational damage.	The Company enforces strict safety protocols, conducts regular training, ensures the use of PPE, performs preventive equipment maintenance, and encourages proactive incident reporting.	Negative. *There has been no negative impact in the reporting period of FY 2024-25.

<sup>[1]</sup> Material issues identified are referred from the Sustainability Accounting Standards Board (SASB) 2023-24 version. SASB Standards are maintained and enhanced by the International Sustainability Standards Board (ISSB). This follows the SASB's merger with the International Integrated Reporting Council (IIRC) into the Value Reporting Foundation (VRF) and subsequent consolidation into the IFRS® Foundation in 2022. The latest standards have been accessed at <https://sasb.ifrs.org/> on 2nd May, 2025 at 18:10 IST





## BUSINESS RESPONSIBILITY & SUSTAINABILITY REPORT

S. No.	Material issue identified	Indicate whether risk or opportunity (R/O)	Rationale for identifying the risk/opportunity	In case of risk, approach to adapt or mitigate	Financial implications of the risk or opportunity (Indicate positive or negative implications)
3	Fuel Economy & Emissions in Use-phase	Opportunity	Demand for high-efficiency, low-emission pumps is growing due to customer preferences and regulatory requirements. Offering such products can help capture new markets and command premium pricing.	NA	Positive
4	Materials Sourcing	Risk	Pumps require certain metals and components that may have limited global suppliers and be subject to price volatility or geopolitical risks. Disruptions can delay production and impact margins.	The Company diversifies its supplier base, secures long-term supply agreements, explores alternative materials, and maintains strategic inventory reserves.	Negative.  *There has been no negative impact in the reporting period of FY 2024-25.
5	Remanufacturing Design & Services	Opportunity	Designing pumps for remanufacturing reduces raw material needs, shortens production times, and opens additional sales channels through refurbished product offerings.	NA	Positive

## BUSINESS RESPONSIBILITY & SUSTAINABILITY REPORT

### SECTION B: MANAGEMENT AND PROCESS DISCLOSURES

This section is aimed at helping businesses demonstrate the structures, policies and processes put in place towards adopting the NGRBC Principles and Core Elements.

Disclosure Questions	P1	P2	P3	P4	P5	P6	P7	P8	P9
<b>Policy and management processes</b>									
1. a. Whether your entity's policy/ policies cover each principle and its core elements of the NGRBCs. (Yes/No)	Yes	Yes	Yes	Yes	Yes	Yes	Yes	Yes	Yes
b. Has the policy been approved by the Board? (Yes/No)	Yes	Yes	Yes	Yes	Yes	Yes	Yes	Yes	Yes
c. Web Link of the Policies, if available	<a href="https://shaktipumps.com/policies-and-programmes/">https://shaktipumps.com/policies-and-programmes/</a>								

Sr. No.	Name of policy	Link to Policy	Which Principles each policies goes into
1.	Risk Management Policy	<a href="https://shaktipumps.com/wp-content/uploads/2025/07/Risk_Management_Policy.pdf">https://shaktipumps.com/wp-content/uploads/2025/07/Risk_Management_Policy.pdf</a>	P1, P2
2.	Code on Prevention of Insider Trading	<a href="https://shaktipumps.com/wp-content/uploads/2025/07/Updated-Code-of-Conduct-Regu-9-9A-SEBIPITRegulation-2015_-02052022.pdf">https://shaktipumps.com/wp-content/uploads/2025/07/Updated-Code-of-Conduct-Regu-9-9A-SEBIPITRegulation-2015_-02052022.pdf</a>	P1
3.	Dividend distribution policy	<a href="https://shaktipumps.com/wp-content/uploads/2025/07/DIVIDEND_DISTRIBUTION_POLICY.pdf">https://shaktipumps.com/wp-content/uploads/2025/07/DIVIDEND_DISTRIBUTION_POLICY.pdf</a>	P1
4.	Related Parties & Materiality	<a href="https://shaktipumps.com/wp-content/uploads/2025/07/RELATED-PARTY-TRANSACTIONS-POLICY.pdf.pdf">https://shaktipumps.com/wp-content/uploads/2025/07/RELATED-PARTY-TRANSACTIONS-POLICY.pdf.pdf</a>	P1
5.	Familiarization program for Independent Directors	<a href="https://shaktipumps.com/wp-content/uploads/2025/07/familiarization_programme.pdf.pdf">https://shaktipumps.com/wp-content/uploads/2025/07/familiarization_programme.pdf.pdf</a>	P1
6.	Materially important subsidiaries	<a href="https://shaktipumps.com/wp-content/uploads/2025/07/POLICY-FOR-DETERMINING-MATERIAL-SUBSIDIARY.pdf.pdf">https://shaktipumps.com/wp-content/uploads/2025/07/POLICY-FOR-DETERMINING-MATERIAL-SUBSIDIARY.pdf.pdf</a>	P1
7.	Materiality of Events	<a href="https://shaktipumps.com/wp-content/uploads/2025/07/policy-determining-material-events-24jan2025.pdf">https://shaktipumps.com/wp-content/uploads/2025/07/policy-determining-material-events-24jan2025.pdf</a>	P1
8.	CSR	<a href="https://shaktipumps.com/wp-content/uploads/2025/07/CSR_Policy.pdf">https://shaktipumps.com/wp-content/uploads/2025/07/CSR_Policy.pdf</a>	P4, P8
9.	Code of Conduct for Board & Senior Management	<a href="https://shaktipumps.com/wp-content/uploads/2025/07/CODE_OF_CONDUCT_FOR_BOARD_MEMBERS_SENIOR_MANAGEMENT.pdf.pdf">https://shaktipumps.com/wp-content/uploads/2025/07/CODE_OF_CONDUCT_FOR_BOARD_MEMBERS_SENIOR_MANAGEMENT.pdf.pdf</a>	P1,P7
10.	Vigil Mechanism/ Whistle blower	<a href="https://shaktipumps.com/wp-content/uploads/2025/07/vigil-mechanism-policy.pdf">https://shaktipumps.com/wp-content/uploads/2025/07/vigil-mechanism-policy.pdf</a>	P1
11.	Grievance Policy	<a href="https://shaktipumps.com/wp-content/uploads/2025/07/Grievance_Policy_SPII.pdf.pdf">https://shaktipumps.com/wp-content/uploads/2025/07/Grievance_Policy_SPII.pdf.pdf</a>	P1, P3, P5
12.	Privacy Policy	<a href="https://shaktipumps.com/wp-content/uploads/2025/07/Data_Privacy_Policy_SPII_changed.pdf.pdf">https://shaktipumps.com/wp-content/uploads/2025/07/Data_Privacy_Policy_SPII_changed.pdf.pdf</a>	P9



# BUSINESS RESPONSIBILITY & SUSTAINABILITY REPORT

Sr. No.	Name of policy	Link to Policy	Which Principles each policies goes into
13.	Archival Policy	<a href="https://shaktipumps.com/wp-content/uploads/2025/07/Policy_for_Archival_of_Documents.pdf">https://shaktipumps.com/wp-content/uploads/2025/07/Policy_for_Archival_of_Documents.pdf</a>	P1
14.	Policy for Fair Disclosure of UPSI and Legitimate Purpose	<a href="https://shaktipumps.com/wp-content/uploads/2025/07/Policy_for_fair_disclosure_and_legitimate_purpose_SPIL_02052022.pdf">https://shaktipumps.com/wp-content/uploads/2025/07/Policy_for_fair_disclosure_and_legitimate_purpose_SPIL_02052022.pdf</a>	P1
15.	Dividend Policy	<a href="https://shaktipumps.com/wp-content/uploads/2025/07/Dividend-Policy.pdf.pdf">https://shaktipumps.com/wp-content/uploads/2025/07/Dividend-Policy.pdf.pdf</a>	P1
16.	Criteria of making payments to Non-Executive Directors	<a href="https://shaktipumps.com/wp-content/uploads/2025/07/criteria_making-payments_non-executive_directors.pdf">https://shaktipumps.com/wp-content/uploads/2025/07/criteria_making-payments_non-executive_directors.pdf</a>	P1
17.	Succession Policy for Appointment to the Board and Senior Management	<a href="https://shaktipumps.com/wp-content/uploads/2025/07/Succession-Policy.pdf">https://shaktipumps.com/wp-content/uploads/2025/07/Succession-Policy.pdf</a>	P1
18.	Policy on Preservation of Documents	<a href="https://shaktipumps.com/wp-content/uploads/2025/07/Policy_on_Preservation_of_Documents.pdf">https://shaktipumps.com/wp-content/uploads/2025/07/Policy_on_Preservation_of_Documents.pdf</a>	P1
19.	Anti bribery & Anti corruption	Intranet	P1,P7
20.	Code of Conduct	Intranet	P1
21.	Prevention of Sexual Harassment (POSH)	Intranet	P5
22.	Policy on Equal Opportunity	Intranet	P3
23.	Leave Policy	Intranet	P3
24.	Performance Appraisal Policy	Intranet	P3
25.	Dress Code Policy	Intranet	P3
26.	Business Travel Policy	Intranet	P3
27.	Relocation Policy	Intranet	P3
28.	Policy to handle the cases of Negligence	Intranet	P3
29.	Industrial Visit Policy	Intranet	P3
30.	Policy for Bullying, Harassment, and Victimization	Intranet	P3, P5
31.	Integrated Management System Policy	Intranet	P2, P6
32.	Policy for Standard Shift timing, late coming, early going and grace period	Intranet	P3
33.	Retirement Farewell Policy	Intranet	P3
34.	Internal Job Posting Policy	Intranet	P3

2.	Whether the entity has translated the policy into procedures. (Yes / No)	Y	Y	Y	Y	Y	Y	Y	Y	Y
3.	Do the enlisted policies extend to your value chain partners? (Yes/No)	Y	Y	N	Y	N	Y	N	Y	Y



## BUSINESS RESPONSIBILITY & SUSTAINABILITY REPORT

3.	Name of the national and international codes/ certifications/labels/ standards (e.g. Forest Stewardship Council, Fairtrade, Rainforest Alliance, Trustea) standards (e.g. SA 8000, OHSAS, ISO, BIS) adopted by your entity and mapped to each principle.	<p>Shakti Pumps (India) Limited has adopted the following certifications and standards, mapped to applicable business principles:</p> <ul style="list-style-type: none"> <li>• ISO 9001:2015 – Quality Management Systems (P1, P2 and P9)</li> <li>• ISO 14001:2015 – Environmental Management Systems (P2 and P6)</li> <li>• ISO 45001:2018 – Occupational Health and Safety Management Systems (P3 and P5)</li> <li>• European Conformity (CE) – Product compliance with EU safety and environmental requirements (P2 and P6)</li> <li>• ISI Mark – Certification under the Indian Standards Institute (P1 and P2)</li> <li>• North American Component Certification – Compliance with regional technical standards</li> </ul>
4.	Specific commitments, goals and targets set by the entity with defined timelines, if any.	<p>The Company has articulated a robust set of ESG (Environmental, Social, and Governance) priorities that address a broad spectrum of sustainability and ethical business dimensions. These include responsible product stewardship, achieving water neutrality, improving energy efficiency, protecting biodiversity, ensuring occupational health and safety, and nurturing a fair, inclusive, and engaging workplace culture. The Company's agenda also emphasises effective water resource management, transparent and ethical governance, uncompromising quality standards, accountability across all operations and the development of a resilient and sustainable supply chain.</p> <p>In line with these priorities, the Company has set specific targets:</p> <ul style="list-style-type: none"> <li>• P2: Reuse or responsibly recycle 100% of packaging plastics and eliminate single-use plastics across dining areas, facilities, and events by 2030.</li> <li>• P2: Achieve a 90% customer satisfaction score for product and service quality by FY 2024-25.</li> <li>• P4: Maximise procurement from MSMEs and ensure payments are made within the prescribed timelines by FY 2024-25.</li> </ul>
5.	Performance of the entity against the specific commitments, goals and targets along-with reasons in case the same are not met.	



# BUSINESS RESPONSIBILITY & SUSTAINABILITY REPORT

## Governance, leadership and oversight

### 7. Statement by director responsible for the business responsibility report, highlighting ESG related challenges, targets and achievements.

At Shakti Pumps (India) Limited, we have always believed that sustainable growth is the only form of growth worth pursuing. Over the past year, we have worked towards integrating Environmental, Social and Governance (ESG) principles into every aspect of our operations, not as a compliance requirement but as a responsibility towards the communities we serve and the environment we share.

We operate in an industry that is both energy-intensive and deeply linked to rural livelihoods. This comes with unique challenges, from ensuring that our manufacturing processes become progressively energy efficient, to reducing our carbon footprint, to aligning our product portfolio with the country's renewable energy and water conservation goals. Transitioning to cleaner technologies while maintaining cost competitiveness has been one of our key focus areas.

In the year under review, we made measurable progress. Our solar-powered pumping solutions continued to replace conventional diesel and electric pumps in rural and agricultural sectors, directly contributing to emission reduction. We have invested in upgrading our manufacturing lines to improve resource efficiency and reduce wastage. On the social front, through the Shakti Foundation, we have supported education initiatives and undertaken infrastructure development to benefit underprivileged communities.

Looking ahead, our targets are clear. We aim to achieve further reductions in specific energy consumption across our operations, expand our range of renewable energy-driven products, and deepen our engagement with suppliers to ensure sustainable practices across the value chain. These are ambitious goals, but they are necessary if we are to play our part in building a sustainable future.

ESG is not a parallel agenda for us; it is embedded in our business model. I am confident that with the collective commitment of our employees, partners and stakeholders, Shakti Pumps will continue to deliver value while upholding our responsibility to people and the planet.

#### - Mr. Dinesh Patidar, Chairman

8. Details of the highest authority responsible for implementation and oversight of the Business Responsibility policy (ies).	Mr. Dinesh Patidar, Chairman DIN: 00549552
9. Does the entity have a specified Committee of the Board/ Director responsible for decision making on sustainability related issues? (Yes / No). If yes, provide details.	Yes. The Board, through its duly constituted CSR Committee, Risk Management Committee, and Stakeholder Relationship Committee, exercises oversight and provides strategic direction on sustainability-related matters. These Committees, acting within their respective mandates, periodically review, evaluate, and recommend appropriate actions to address identified sustainability issues, ensuring alignment with the Company's long-term objectives and statutory obligations.

## BUSINESS RESPONSIBILITY & SUSTAINABILITY REPORT

### 10. Details of Review of NGRBCs by the Company:

Subject for Review	Indicate whether review was under taken by Director / Committee of the Board/ Any other Committee									Frequency (Annually(A)/ Half yearly(H) / Quarterly (Q) / Any other – please specify)								
	P1	P2	P3	P4	P5	P6	P7	P8	P9	P1	P2	P3	P4	P5	P6	P7	P8	P9
Performance against above policies and follow up action	Yes, the Board of Directors have reviewed the performance against all the statutorily required policies on periodical basis as specified by the laws.																	
Compliance with statutory requirements of relevance to the principles, and, rectification of any non- compliances	The review of NGRBC principles is carried out periodically, based on applicable requirements and evolving regulatory or business needs.																	

	P1 P2 P3 P4 P5 P6 P7 P8 P9
11. Has the entity carried out independent assessment/ evaluation of the working of its policies by an external agency? (Yes/No). If yes, provide name of the agency.	Yes, Dhir & Dhir Associates, an eminent legal firm, conducted an evaluation to assess the implementation and effectiveness of policies. The evaluation primarily focused on the working of policy execution. Moreover, the policies undergo periodic evaluations and revisions led by department heads and business heads, followed by approval from the management or Board.

### 12. If answer to question (1) above is "No" i.e. not all Principles are covered by a policy, reasons to be stated:

Questions	P1 P2 P3 P4 P5 P6 P7 P8 P9
The entity does not consider the Principles material to its business (Yes/No)	Not Applicable
The entity is not at a stage where it is in a position to formulate and implement the policies on specified principles (Yes/No)	
The entity does not have the financial or/human and technical resources available for the task (Yes/No)	
It is planned to be done in the next financial year (Yes/No)	





# BUSINESS RESPONSIBILITY & SUSTAINABILITY REPORT

## SECTION C: PRINCIPLE WISE PERFORMANCE DISCLOSURE

**PRINCIPLE 1: Businesses should conduct and govern themselves with integrity, and in a manner that is Ethical, Transparent and Accountable.**

### Essential Indicators

#### 1. Percentage coverage by training and awareness programmes on any of the Principles during the financial year:

Segment	Total Number of training and awareness programmes held	Topics/ principles covered under the training and its impact	% age of persons in respective category covered by the awareness programmes
Board of Directors	3	Trainings focused on financial literacy, change management, leadership development, and strategic marketing and sales insights.	81.25
Key Managerial Personnel	7	Covered advanced leadership practices, strategic sales and marketing approaches, and innovations in product development and R&D.	88.75
Employees other than BoD and KMPs	46	Sessions included communication and interpersonal skills, product knowledge, workplace ethics, lean practices like 5S and KAIZEN, health and safety (PoSH, HIRA), technical and software training (Excel, Advanced Excel, IATF), team building, and process management including logistics and maintenance procedures.	92.33
Workers	34	Training topics included occupational health and safety, fire safety, first aid, prevention of lifestyle diseases, welding techniques, identification and prevention of near-miss incidents, emergency preparedness, electrical safety (polarity and soldering), safe usage of cutting tools and machinery, use of personal protective equipment (PPE), and PoSH awareness.	94.66

## BUSINESS RESPONSIBILITY & SUSTAINABILITY REPORT

- 2. Details of fines / penalties /punishment/ award/ compounding fees/ settlement amount paid in proceedings (by the entity or by directors / KMPs) with regulators/ law enforcement agencies/ judicial institutions, in the financial year (basis the materiality as specified in Regulation 30 of SEBI (Listing Obligations and Disclosure Obligations) Regulations, 2015 and as disclosed on the entity's website)**

Monetary					
	NGRBC Principle	Name of the regulatory/ enforcement agencies/ judicial institutions	Amount (in INR)	Brief of the Case	Has an appeal been preferred? (Yes/ No)
Penalty/Fine	The Company, its Directors and/or KMPs have not been subjected to any thresholds of the materiality policy <sup>2</sup> to pay any fines, penalties, punishments, awards, compounding fees or settlement amounts in the financial year.				
Settlement					
Compounding Fee					
Non-Monetary					
Imprisonment	The Company, its Directors and/or KMPs have not been subjected to any thresholds of the materiality <sup>3</sup> policy to pay any fines, penalties, punishments, awards, compounding fees or settlement amounts in the financial year.				
Punishment					

- 3. Of the instances disclosed in Question 2 above, details of the Appeal/ Revision preferred in cases where monetary or non-monetary action has been appealed.**

Case Details	Name of the regulatory/enforcement agencies/judicial institutions
Not Applicable	

- 4. Does the entity have an anti-corruption or anti-bribery policy? If yes, provide details in brief and if available, provide a web-link to the policy.**

Yes, The Company has adopted a comprehensive Anti-Bribery, Gift, and Entertainment Policy, reflecting a zero-tolerance stance towards any form of bribery or corruption. The Policy applies globally to all employees, vendors, dealers, contractors, and associates acting on behalf of the Company, and prohibits the offering, giving, solicitation, or acceptance of any bribe or other undue advantage, whether directly or indirectly, in contravention of applicable anti-corruption laws.

The Policy further prescribes strict guidelines for the giving and receiving of gifts, meals, or entertainment, permitting only those of nominal value, appropriate in the circumstances, and compliant with business norms, while expressly prohibiting monetary gifts, excessive hospitality, or any benefit that could influence decision-making.

Implementation and oversight of the Policy is entrusted to the Head of Ethics, who is responsible for its administration, investigation of non-compliance, and ensuring protection of whistleblowers from retaliation. Reports of suspected violations can be made confidentially via the designated ethics reporting channel.

- 5. Number of Directors/KMPs/employees/workers against whom disciplinary action was taken by any law enforcement agency for the charges of bribery/ corruption:**

	FY 2024-25	FY 2023-24
Directors	0	0
KMPs	0	0
Employees	0	0
Workers	0	0

<sup>2</sup>The Company, pursuant to the 12th December 2024 changes prescribed by LODR Third Amendment with respect to materiality threshold of fines & penalties as per regulation XXXVIII (i)(a)(6), has adopted the same under the Materiality Policy in Q4 of FY 24-25.

<sup>3</sup> The Company, pursuant to the 12th December 2024 changes prescribed by LODR Third Amendment with respect to materiality threshold of fines & penalties as per regulation XXXVIII (i)(a)(6), has adopted the same under the Materiality Policy in Q4 of FY 24-25.



# BUSINESS RESPONSIBILITY & SUSTAINABILITY REPORT

## 6. Details of complaints with regard to conflict of interest:

	FY 2024-25		FY 2023-24	
	Number	Remarks	Number	Remarks
Number of complaints received in relation to issues of conflict of interest of the Directors	0	NIL	0	NIL
Number of complaints received in relation to issues of Conflict of Interest of the KMPs	0	NIL	0	NIL

## 7. Provide details of any corrective action taken or underway on issues related to fines / penalties/ action taken by regulators/ law enforcement agencies/ judicial institutions, on cases of corruption and conflicts of interest.

No fines, penalties, or actions were imposed on the Company during the reporting period for corruption or conflicts of interest.

## 8. Number of days of accounts payables ((Accounts payable \*365) / Cost of goods/services procured) in the following format<sup>4</sup>:

	FY 2024-25	FY 2023-24
Number of days of accounts payables	107	102

## 9. Open-ness of Business

**Provide details of concentration of purchases and sales with trading houses, dealers and related parties along-with loans and advances & investments, with related parties, in the following format<sup>5</sup>:**

Parameter	Metrics	FY 2024-25	FY 2023-24
Concentration of Purchases	a. Purchases from Trading houses as % of total purchases	The Company does not engage with trading houses for its import activities. All imports are carried out directly from foreign manufacturers under the Company's own Import-Export License.	
	b. Number of trading houses where purchases and made from		
	c. Purchases from top 10 trading houses as % of total purchases from trading houses		
Concentration of Sales	a. Sales to dealers/distributors as % of total sales	9.08	23.41
	b. Number of dealers/distributors to whom sales are made	419	678
	c. Sales to top 10 dealers/distributors as % of total sales to dealers/ distributors	69.22	57.07

<sup>4</sup> The above calculations are in accordance with Part B, Attribute 9 of the Industry Standards Note (December 2024) on the Business Responsibility and Sustainability Report (BRSR) Core, jointly issued by ASSOCHAM, CII, and FICCI, pursuant to Regulation 34(2) of the SEBI (LODR) Regulations, 2015, and as per SEBI Circular No. SEBI/HO/CFD/CFD-SEC-2/P/CIR/2023/122.

<sup>5</sup> The above calculations are in accordance with Part B, Attribute 9 of the Industry Standards Note (December 2024) on the Business Responsibility and Sustainability Report (BRSR) Core, jointly issued by ASSOCHAM, CII, and FICCI, pursuant to Regulation 34(2) of the SEBI (LODR) Regulations, 2015, and as per SEBI Circular No. SEBI/HO/CFD/CFD-SEC-2/P/CIR/2023/122.



## BUSINESS RESPONSIBILITY & SUSTAINABILITY REPORT

Parameter	Metrics	FY 2024-25	FY 2023-24
Share of RPTs in	a. Purchases (Purchases with related parties/Total Purchases)	18.38	16.41
	b. Sales (Sales to related parties/Total Sales)	2.74	7.86
	c. Loans & advances (Loans & advances given to related parties/Total loans & advances)	0.00	0.00
	d. Investments (Investments in related parties/Total Investments made)	100.00	100.00

\* The Company operates in B2C where all our customers are corporate entities with no dealers/ distributors.

### Leadership Indicators

#### 1. Awareness programmes conducted for value chain partners on any of the Principles during the financial year:

Total number of awareness programmes held	Topic/principles covered under the training	% age of value chain partners covered (by value of business done with such partners) that were assessed
25	Training programmes covered a wide range of topics including sales promotional strategies, detailed understanding of the Company's product basket, installation procedures, and technical product specifications. Participants were also trained through live product demonstrations to enhance practical knowledge, along with sessions on effectively using the sales application for lead management, order processing, and performance tracking.	91.33%

#### 2. Does the entity have processes in place to avoid/ manage conflict of interests involving members of the Board? (Yes/ No). If yes, provide details of the same.

Yes, the Company has established processes to identify, manage, and avoid conflicts of interest involving members of the Board. These requirements are incorporated within the Code of Conduct and other internal governance policies, which set out clear principles and expectations to ensure that all decisions are taken in the best interests of the Company and its stakeholders.



# BUSINESS RESPONSIBILITY & SUSTAINABILITY REPORT

## PRINCIPLE 2: Businesses should provide goods and services in a manner that is sustainable and safe

### Essential Indicators

1. **Percentage of R&D and capital expenditure (capex) investments in specific technologies to improve the environmental and social impacts of product and processes to total R&D and capex investments made by the entity, respectively.**

	2024-25	2023-24	Details of Improvements in environmental and social impacts
R&D	100.00	100.00	The total R&D expenditure of the Company is focused on developing technologies that enhance energy efficiency, reduce dependence on conventional electricity sources, and promote the adoption of solar-powered solutions. This includes innovations in pump design, motor efficiency, and control systems aimed at minimizing energy consumption and operational costs, while supporting the broader shift toward clean and renewable energy usage in both agricultural and industrial applications.
Capex	26.03	26.09	

2. **a. Does the entity have procedures in place for sustainable sourcing? (Yes/No)**

Yes. The Company has established procedures to ensure that sustainability is embedded within its procurement practices. All prospective vendors are subject to a due diligence process that evaluates compliance with environmental regulations, ethical labor standards, energy efficiency, waste management, and responsible resource utilization. Preference is accorded to suppliers demonstrating eco-friendly manufacturing processes, use of recyclable materials, and alignment with the Company's ESG commitments.

Further, regular supplier assessments and audits are undertaken to monitor performance against defined sustainability parameters, including carbon footprint, water usage, waste disposal practices, and adherence to human rights requirements. The Company also ensures that office infrastructure and consumables, such as air conditioners, comply with eco-friendly and ozone-friendly standards.

- b. If yes, what percentage of inputs were sourced sustainably?**

The Company endeavors to source products and services that are environmentally responsible, energy-efficient, recycled, and locally procured, to the extent practicable. Vendors and suppliers are encouraged to comply with applicable regulations, including those relating to environmental protection and human rights. The Company also engages with suppliers to identify, mitigate, and manage sustainability risks across environmental, social (including modern slavery and human rights), and governance dimensions.

At present, however, the percentage of inputs sourced sustainably has not been formally mapped or reported by the Company.

3. **Describe the processes in place to safely reclaim your products for reusing, recycling and disposing at the end of life, for (a) Plastics (including packaging) (b) E-waste (c) Hazardous waste and (d) other waste.**

The Company is primarily engaged in the manufacture of steel pumps. Given the nature of such products, the direct utilization of recycled inputs or reuse of components during the manufacturing stage is inherently limited. The useful life of the Company's products varies depending upon factors such as customer usage patterns, operating conditions, and associated allied activities.

Upon reaching the end of their operational life, certain products are capable of refurbishment or repair through authorized service centres, thereby extending their utility and minimizing premature disposal. To the extent feasible, end-of-life materials are directed towards safe recycling or disposal in accordance with applicable environmental regulations and industry standards.

## BUSINESS RESPONSIBILITY & SUSTAINABILITY REPORT

4. **Whether Extended Producer Responsibility (EPR) is applicable to the entity's activities (Yes / No). If yes, whether the waste collection plan is in line with the Extended Producer Responsibility (EPR) plan submitted to Pollution Control Boards? If not, provide steps taken to address the same.**

Yes, Extended Producer Responsibility (EPR) is applicable to the Company's activities. The Company is registered under EPR for e-waste and continues to adhere to its waste management obligations in compliance with regulatory standards. The waste collection plan is in line with the EPR plan submitted to the Pollution Control Boards, as all e-waste is collected through the designated collection point and channelized only via CPCB-authorized dismantlers/recyclers.

### Leadership Indicators

1. **Has the entity conducted Life Cycle Perspective / Assessments (LCA) for any of its products (for manufacturing industry) or for its services (for service industry)? If yes, provide details in the following format?**

NIC Code	Name of Product/ Service	% of total Turnover Contributed	Boundary for which the Life Cycle Perspective / Assessment was conducted	Whether conducted by independent external agency (Yes/No)	Results communicated in public domain (Yes/No) If yes, provide the web-link.
----------	--------------------------	---------------------------------	--	---	---

The Company has not yet conducted Life Cycle Assessments (LCA) for any of its products or services.

2. **If there are any significant social or environmental concerns and/or risks arising from production or disposal of your products / services, as identified in the Life Cycle Perspective / Assessments (LCA) or through any other means, briefly describe the same along-with action taken to mitigate the same.**

Name of Product/ Service	Description of the risk/ concern	Action Taken
--------------------------	----------------------------------	--------------

Not Applicable

3. **Percentage of recycled or reused input material to total material (by value) used in production (for manufacturing industry) or providing services (for service industry).**

	FY 2024-25	FY 2023-24
Indicate input material	Recycled or re-used input material to total material	

The Company utilizes recycled and reused input materials where feasible; however, due to operational complexities, the percentage cannot be precisely quantified at present.

4. **Of the products and packaging reclaimed at end of life of products, amount (in metric tonnes) reused, recycled, and safely disposed, as per the following format:**

	FY 2024-25			FY 2023-24		
	Re-Used	Recycled	Safely Disposed	Re-Used	Recycled	Safely Disposed
Plastics (including packaging)	The Company has not yet quantified the amount of products and packaging reclaimed at end-of-life in terms of reuse, recycling, or safe disposal. However, it acknowledges the significance of monitoring this parameter and intends to strengthen its reporting mechanism to capture such data in the future.					
E-waste						
Hazardous Waste						
Other waste						





## BUSINESS RESPONSIBILITY & SUSTAINABILITY REPORT

### 5. Reclaimed products and their packaging materials (as percentage of products sold) for each product category

Indicate product category

Reclaimed products and their packaging materials (as percentage of products sold) for each product category

Electromechanical Equipment (Pump, Motor, & Controller)

7.4

## BUSINESS RESPONSIBILITY & SUSTAINABILITY REPORT

**PRINCIPLE 3: Businesses should respect and promote the well-being of all employees, including those in their value chains**

### Essential Indicators

#### 1. a. Details of measures for the well-being of employees:

% of employees covered by											
	Total (A)	Health Insurance		Accident Insurance		Maternity Benefits		Paternity Benefits		Day Care facilities	
		Number (B)	% (B/A)	Number (C)	% (C/A)	Number (D)	% (D/A)*	Number (E)	% (E/A)*	Number (F)	% (F/A)
Permanent Employees											
Male	546	546	100.00	546	100.00	0	0.00	0	0.00	0	0.00
Female	41	41	100.00	41	100.00	41	100.00	0	0.00	0	0.00
Total*	587	587	100.00	587	100.00	41	100.00	0	0.00	0	0.00
Other than Permanent Employees											
Male	113	14	12.39	27	23.89	0	0.00	0	0.00	0	0.00
Female	11	7	63.64	1	9.09	11	100.00	0	0.00	0	0.00
Total	124	21	16.94	28	22.58	11	100.00	0	0.00	0	0.00

\* Percentage of (D) & (E) – Maternity and Paternity benefit is calculated as 100% as per FAQs on BRSR issued by NSE dated 10 May 2024

#### b. Details of measures for the well-being of workers:

% of workers covered by											
	Total (A)	Health Insurance		Accident Insurance		Maternity Benefits		Paternity Benefits		Day Care facilities	
		Number (B)	% (B/A)	Number (C)	% (C/A)	Number (D)	% (D/A)*	Number (E)	% (E/A)*	Number (F)	% (F/A)
Permanent Workers											
Male	85	85	100.00	85	100.00	0	0.00	0	0.00	0	0.00
Female	3	3	100.00	3	100.00	3	100.00	0	0.00	0	0.00
Total*	88	88	100.00	88	100.00	3	100.00	0	0.00	0	0.00
Other than Permanent Workers											
Male	905	905	100.00	905	100.00	0	0.00	0	0.00	0	0.00
Female	30	30	100.00	30	100.00	30	100.00	0	0.00	0	0.00
Total	935	935	100.00	935	100.00	30	100.00	0	0.00	0	0.00

\* Percentage of (D) & (E) – Maternity and Paternity benefit is calculated as 100% as per FAQs on BRSR issued by NSE dated 10 May 2024



# BUSINESS RESPONSIBILITY & SUSTAINABILITY REPORT

- c. Spending on measures towards well-being of employees and workers (including permanent and other than permanent) in the following format<sup>6</sup>:

	FY 2024-25	FY 2023-24
Cost incurred on well-being measures as a % of total revenue of the Company	0.012269	0.02275

## 2. Details of retirement benefits, for Current FY and Previous Financial Year.

Benefits	FY 2024-25			FY 2023-24		
	No. of employees covered as a % of total employees	No. of workers covered as a % of total workers	Deducted and deposited with the authority (Y/N/N.A.)	No. of employees covered as a % of total employees	No. of workers covered as a % of total workers	Deducted and deposited with the authority (Y/N/N.A.)
PF	100.00	100.00	Y	100.00	100.00	Y
Gratuity	100.00	100.00	NA	100.00	100.00	NA
ESI	0.84	2.71	Y	1.00	8.00	Y
Others	0.00	0.00	NA	0.00	0.00	NA

## 3. Accessibility of workplaces

**Are the premises / offices of the entity accessible to differently abled employees and workers, as per the requirements of the Rights of Persons with Disabilities Act, 2016? If not, whether any steps are being taken by the entity in this regard**

The Company is committed to ensuring that its premises are accessible to differently abled employees and workers. Accessibility features have already been incorporated at several locations, and the Company is progressively implementing measures across all premises to achieve full compliance with the applicable requirements.

## 4. Does the entity have an equal opportunity policy as per the Rights of Persons with Disabilities Act, 2016? If so, provide a web-link to the policy.

The Company does not currently have a standalone policy dedicated exclusively to the Rights of Persons with Disabilities Act, 2016. Nevertheless, the principles of equal opportunity and non-discrimination are embedded within its broader governance and HR practices. The Company remains committed to fostering an inclusive workplace where merit, qualifications, and experience form the basis for all employment-related decisions, irrespective of any disability.

## 5. Return to work and Retention rates of permanent employees and workers that took parental leave.

	Permanent Employees		Permanent workers	
Gender	Return to work rate	Retention rate	Return to work rate	Retention rate
Male	0.00	0.00	0.00	0.00
Female	0.00	0.00	0.00	0.00
Total	0.00	0.00	0.00	0.00

Note: No Parental Leaves were taken in the financial year.

<sup>6</sup> The above calculations are in accordance with Part B, Attribute 5 of the Industry Standards Note (December 2024) on the Business Responsibility and Sustainability Report (BRSR) Core, jointly issued by ASSOCHAM, CII, and FICCI, pursuant to Regulation 34(2) of the SEBI (LODR) Regulations, 2015, and as per SEBI Circular No. SEBI/HO/CFD/CFD-SEC-2/P/CIR/2023/122.



## BUSINESS RESPONSIBILITY & SUSTAINABILITY REPORT

**6. Is there a mechanism available to receive and redress grievances for the following categories of employees and worker? If yes, give details of the mechanism in brief.**

	Yes/No (If Yes, then give details of the mechanism in brief)
Permanent Workers	Yes, the Company has a grievance redressal mechanism applicable to all categories of employees and workers, including permanent and non-permanent personnel. The mechanism, as outlined in the internal Grievance Policy, provides a formal avenue for individuals to raise genuine work-related concerns. It ensures that such matters are addressed confidentially, transparently, fairly, and in a timely manner. The policy covers issues such as payment of wages and dues, implementation of employment terms, recovery of dues, working conditions, supervisory practices, medical facilities, and matters related to promotion or transfer.
Other than Permanent Workers	
Permanent Employees	
Other than Permanent Employees	

**7. Membership of employees and worker in association(s) or Unions recognized by the listed entity:**

Category	FY 2024-25			FY 2023-24		
	Total employees / workers in respective category (A)	No. of employees/ workers in respective category, who are part of association(s) or Union (B)	% (B / A)	Total employees / workers in respective category (C)	No. of employees/ workers in respective category, who are part of association(s) or Union (D)	% (D / C)
Total Permanent Employees	587	0	0	507	0	0
Male	546	0	0	479	0	0
Female	41	0	0	28	0	0
Total Permanent Worker	88	0	0	78	0	0
Male	85	0	0	77	0	0
Female	3	0	0	1	0	0

**8. Details of training given to employees and workers:**

	FY 2024-25					FY 2023-24				
	Total (A)	On Health and Safety measures		On Skill upgradation		Total (D)	On Health and Safety measures		On Skill upgradation	
		No. (B)	% (B/A)	No. (C)	% (C/A)		No. (E)	% (E/D)	No. (F)	% (F/D)
Employees										
Male	659	542	82.25	542	82.25	541	429	79.30	441	81.52
Female	52	41	78.85	41	78.85	34	23	67.65	21	61.76
Total	711	583	82.00	583	82.00	575	452	78.61	462	80.35



# BUSINESS RESPONSIBILITY & SUSTAINABILITY REPORT

	FY 2024-25					FY 2023-24				
	Total (A)	On Health and Safety measures		On Skill upgradation		Total (D)	On Health and Safety measures		On Skill upgradation	
		No. (B)	% (B/A)	No. (C)	% (C/A)		No. (E)	% (E/D)	No. (F)	% (F/D)
Workers										
Male	990	803	81.11	796	80.40	1007	893	88.68	835	82.92
Female	33	28	84.85	26	78.78	27	24	88.89	21	77.78
Total	1023	831	81.23	822	80.35	1034	917	88.68	856	82.79

## 9. Details of performance and career development reviews of employees and worker:

Category	FY 2024-25			FY 2023-24		
	Total (A)	No. (B)	% (B/A)	Total (C)	No. (D)	% (D/C)
Employees						
Male	659	618	93.78	541	383	70.79
Female	52	43	82.69	34	24	70.59
Total	711	661	92.97	575	407	70.78
Workers						
Male	990	85	8.59	1007	76	7.55
Female	33	3	9.09	27	1	3.70
Total	1023	88	8.60	1034	77	7.45

## 10. Health and safety management system:

### a. Whether an occupational health and safety management system has been implemented by the entity? (Yes/ No). If yes, the coverage such system?

Yes, the Company's manufacturing facilities are certified under ISO 45001:2018, the recognised standard for Occupational Health and Safety Management Systems. A strong emphasis is placed on maintaining a safe and healthy workplace for all employees and workers through systematic risk assessment, preventive measures, and periodic audits to monitor and address safety-related concerns.

### b. What are the processes used to identify work-related hazards and assess risks on a routine and non-routine basis by the entity?

The Company follows a structured Hazard Identification and Risk Assessment (HIRA) process to detect work-related hazards on both routine and non-routine activities. Qualified personnel carry out periodic audits across operational sites to identify potential risks. In addition, employees and workers are actively encouraged to report near-miss incidents through safety committees and other designated communication channels. The HIRA procedure is available at:

[https://www.shaktipumps.com/policies\\_programmes/procedure\\_for\\_hazard\\_identification\\_and\\_risk\\_assessment\\_issue.php](https://www.shaktipumps.com/policies_programmes/procedure_for_hazard_identification_and_risk_assessment_issue.php)

### c. Whether you have processes for workers to report the work-related hazards and to remove themselves from such risks. (Y/N)

Yes, Being ISO 45001:2018 certified, the Company has established clear procedures for reporting unsafe acts, conditions, or near-miss incidents. Workers are provided with direct channels to communicate such hazards to their reporting authority or the plant manager, ensuring timely action to mitigate risks.

## BUSINESS RESPONSIBILITY & SUSTAINABILITY REPORT

**d. Do the employees/ worker of the entity have access to non-occupational medical and healthcare services? (Yes/ No)**

Yes. The Company ensures access to non-occupational medical and healthcare services for its employees and workers as part of its commitment to overall well-being. Periodic medical check-ups are organised to monitor health proactively, and financial support is available through medical claim facilities. In addition, a qualified doctor is engaged to provide general healthcare consultations on a weekly basis to all personnel.

**11. Details of safety related incidents, in the following format:**

Safety Incident/Number	Category	FY 2024-25	FY 2023-24
Lost Time Injury Frequency Rate (LTIFR)(per one million-person hours worked)	Employees	0	0
	Workers	0.40	0
Total recordable work-related injuries	Employees	0	0
	Workers	1	0
No. of fatalities	Employees	0	0
	Workers	0	0
High consequence work-related injury or ill-health (excluding fatalities)	Employees	0	0
		0	0

**12. Describe the measures taken by the entity to ensure a safe and healthy work place.**

The Company is committed to maintaining a workplace that upholds the highest standards of safety and health for all personnel. A comprehensive framework of measures has been implemented, including strict compliance with applicable occupational health and safety regulations, periodic training to familiarise employees with safe work practices and emergency response protocols, and the provision of appropriate personal protective equipment (PPE) wherever required.

A systematic approach is adopted to identify and address potential hazards through regular safety audits and risk assessments, ensuring preventive action is taken at the earliest opportunity. The Company actively fosters a culture in which safety awareness is embedded into daily operations, encouraging employees at all levels to contribute to maintaining a secure working environment. This unwavering focus on safety and health not only protects the workforce but also supports sustained operational excellence and organisational success.

**13. Number of Complaints on the following made by employees and workers:**

	FY 2024-25			FY 2023-24		
	Filed during the year	Pending resolution at the end of year	Remarks	Filed during the year	Pending resolution at the end of year	Remarks
Working Conditions	There were no complaints received from any employees or workers in the reporting years regarding the mentioned parameters.					
Health & Safety						





# BUSINESS RESPONSIBILITY & SUSTAINABILITY REPORT

## 14. Assessments for the year:

	% of your plants and offices that were assessed (by entity or statutory authorities or third parties)
Health and safety practices	100.00
Working Conditions	100.00

## 15. Provide details of any corrective action taken or underway to address safety-related incidents (if any) and on significant risks / concerns arising from assessments of health & safety practices and working conditions.

The assessments conducted during the year in respect of health and safety practices and workplace conditions did not reveal any significant risks, concerns, or incidents necessitating corrective action.

### Leadership Indicators

## 1. Does the entity extend any life insurance or any compensatory package in the event of death of (A) Employees (Y/N) (B) Workers (Y/N).

(A) Employees – Yes

(B) Workers – Yes

The Company provides life insurance coverage and compensatory benefits in the event of death, with the extent of coverage determined on the basis of designation and salary, ranging from ₹3 lakh to ₹50 lakh.

## 2. Provide the measures undertaken by the entity to ensure that statutory dues have been deducted and deposited by the value chain partners.

The Company engages with its value chain partners on matters of statutory compliance and encourages adherence to all applicable requirements, including the deduction and deposit of statutory dues. Partners are reminded of these obligations through regular interactions, and the Company promotes responsible practices across its network.

## 3. Provide the number of employees / workers having suffered high consequence work- related injury / ill-health / fatalities (as reported in Q11 of Essential Indicators above), who have been are rehabilitated and placed in suitable employment or whose family members have been placed in suitable employment:

	Total no. of affected employees/workers		No. of employees/workers that are rehabilitated and placed in suitable employment or whose family members have been placed in suitable employment	
	FY 2024-25	FY 2023-24	FY 2024-25	FY 2023-24
Employees	0	0	0	0
Workers	0	0	0	0

## 4. Does the entity provide transition assistance programs to facilitate continued employability and the management of career endings resulting from retirement or termination of employment? (Yes/ No)

The Company addresses matters relating to retirement or cessation of employment in accordance with applicable laws, contractual terms, and internal policies. While there is no separate formal transition assistance program in place, employees are extended all statutory benefits and entitlements to support them during such transitions.

## 5. Details on assessment of value chain partners:

	% of value chain partners (by value of business done with such partners) that were assessed
Health and safety practices	76.00
Working Conditions	72.00

## 6. Provide details of any corrective actions taken or underway to address significant risks / concerns arising from assessments of health and safety practices and working conditions of value chain partners.

No corrective actions have been taken or are currently underway to address significant risks or concerns arising from assessments of health and safety practices and working conditions of value chain partners.



# BUSINESS RESPONSIBILITY & SUSTAINABILITY REPORT

## PRINCIPLE 4: Businesses should respect the interests of and be responsive to all its stakeholders

### Essential Indicators

#### 1. Describe the processes for identifying key stakeholder groups of the entity.

The Company identifies its key stakeholder groups through a structured and inclusive process. This involves mapping individuals and entities that are directly or indirectly impacted by its operations. Internal stakeholders include employees across all levels, senior management, and shareholders. External stakeholders comprise customers, suppliers, regulatory authorities, local communities, and industry associations. The Company engages with these groups through surveys, consultations, and regular feedback sessions. These efforts help in understanding stakeholder expectations and aligning its strategies accordingly.

#### 2. List stakeholder groups identified as key for your entity and the frequency of engagement with each stakeholder group.

Stakeholder Group	Whether identified as Vulnerable & Marginalized Group (Yes/No)	Channels of Communication (Email, SMS, Newspaper, Pamphlets, Advertisement, Community, Meetings, Notice Board, Website, Other)	Frequency of engagement (Annually/ Half yearly/ Quarterly/ others – please specify)	Purpose and scope of engagement including key topics and concerns raised during such engagement
Customers	No	One to one, email, advertisements, education initiatives and product brochures	Regular Basis	Responsible usage of pumps, Maintenance and technical details
Society / Community	Yes	One to One	Need Basis	CSR
Employees	No	One to one, Email, Circulars, Notice Boards, Phone and messages	Regular Basis	Performance, Concerns, Complaints and Trainings related updates
Regulatory bodies	No	One to one, letters, emails	Need Basis	Performance, Concerns, complaints and training related updates
Investors	No	Annual General Meeting (AGM), Investors Meet, Newsletter, Forum Meetings, Website, & Press Release (PR)	Regular Basis	Update on Company's financial performance, Company's strategy, growth prospects, potential opportunities & risks events that may have impact on Company's performance.



### Leadership Indicators

- 1. Provide the processes for consultation between stakeholders and the Board on economic, environmental, and social topics or if consultation is delegated, how is feedback from such consultations provided to the Board.**

The Company is in the process of establishing a structured mechanism to facilitate consultation between stakeholders and the Board on economic, environmental, and social matters in the coming years. This mechanism will aim to ensure that relevant feedback, insights, and concerns from stakeholders are systematically captured, evaluated, and communicated to the Board, enabling informed decision-making and strengthened governance practices across all material aspects of the business.

- 2. Whether stakeholder consultation is used to support the identification and management of environmental, and social topics (Yes / No). If so, provide details of instances as to how the inputs received from stakeholders on these topics were incorporated into policies and activities of the entity.**

No formal stakeholder consultation mechanism is currently in place specifically for environmental and social topics. However, the Company actively engages with relevant stakeholders through ongoing interactions and feedback channels. Insights gathered from these engagements are reviewed by management and, where appropriate, incorporated into the Company's policies, processes, and initiatives to enhance sustainability performance and address material environmental and social considerations.

- 3. Provide details of instances of engagement with, and actions taken to, address the concerns of vulnerable/ marginalized stakeholder groups.**

The Company actively engages with vulnerable and marginalized stakeholder groups to understand and address their concerns through targeted initiatives. In line with its social responsibility commitments, the Company, through the Shakti Education Trust, is currently constructing a school in Indore aimed at providing quality education to children from economically weaker sections of society.



# BUSINESS RESPONSIBILITY & SUSTAINABILITY REPORT

## PRINCIPLE 5: Businesses should respect and promote human rights

### Essentials Indicators

1. Employees and workers who have been provided training on human rights issues and policy(ies) of the entity, in the following format:

	FY 2024-25			FY 2023-24		
	Total (A)	No. of employees/workers covered (B)	% (B/A)	Total (C)	No. of employees/workers covered (D)	% (D/C)
Employees						
Permanent	587	490	83.48	507	469	92.50
Other than permanent	124	92	74.19	68	55	80.88
<b>Total Employees</b>	<b>711</b>	<b>582</b>	<b>81.86</b>	<b>575</b>	<b>524</b>	<b>91.13</b>
Workers						
Permanent	88	88	100	78	78	100
Other than permanent	935	799	85.45	956	813	85.04
<b>Total Workers</b>	<b>1023</b>	<b>887</b>	<b>86.71</b>	<b>1034</b>	<b>891</b>	<b>86.17</b>

2. Details of minimum wages paid to employees and workers, in the following format:

Category	FY 2024-25					FY 2023-24				
	Total (A)	Equal to Minimum Wage		More than Minimum Wage		Total (D)	Equal to Minimum Wage		More than Minimum Wage	
		No. (B)	% (B/A)	No. (C)	% (C/A)		No. (E)	% (E/D)	No. (F)	% (F/D)
Employees										
Permanent	587	0	0.00	587	100.00	507	0	0.00	507	100.00
Male	546	0	0.00	546	100.00	479	0	0.00	479	100.00
Female	41	0	0.00	41	100.00	28	0	0.00	28	100.00
Other than Permanent	124	0	0.00	124	100.00	68	0	0.00	68	100.00
Male	113	0	0.00	113	100.00	62	0	0.00	62	100.00
Female	11	0	0.00	11	100.00	6	0	0.00	6	100.00
Workers										
Permanent	88	0	0.00	88	100.00	78	0	0.00	78	100.00
Male	85	0	0.00	85	100.00	77	0	0.00	77	100.00
Female	3	0	0.00	3	100.00	1	0	0.00	1	100.00
Other than Permanent	935	0	0.00	935	100.00	956	0	0.00	956	100.00
Male	905	0	0.00	905	100.00	930	0	0.00	930	100.00
Female	30	0	0.00	30	100.00	26	0	0.00	26	100.00

## BUSINESS RESPONSIBILITY & SUSTAINABILITY REPORT

### 3. Details of remuneration/salary/wages, in the following format:

#### a. Median remuneration/wages:

	Male		Female	
	Number	Median remuneration/ Salary/ Wages of respective category	Number	Median remuneration/ Salary/ Wages of respective category
Board of Directors (BoD)	9	51,26,500	1	0
Key Managerial Personnel	6	36,26,500	0	0
Employees other than BoD and KMP	499	7,27,980	41	5,13,180
Workers	129	4,27,968	3	2,28,060

**Note:** For the purpose of calculating the median remuneration, only the remuneration of the four male Executive Directors has been considered, as other Directors receive only sitting fees.

#### b. Gross wages paid to females as % of total wages paid by the entity, in the following format<sup>7</sup>:

	FY 2024-25	FY 2023-24
Gross wages paid to females as % of total wages	4.31	3.61

### 4. Do you have a focal point (Individual/ Committee) responsible for addressing human rights impacts or issues caused or contributed to by the business? (Yes/No)

Yes. The responsibility for overseeing and addressing any human rights impacts or issues arising from, or contributed to, the Company's operations is entrusted to the Head of the Human Resources Department.

### 5. Describe the internal mechanisms in place to redress grievances related to human rights issues

The Company has instituted a structured grievance redressal framework for human rights-related matters, providing employees with a secure and confidential channel to raise concerns. This mechanism is designed to facilitate prompt and fair resolution while reinforcing the Company's commitment to the protection and promotion of human rights within its sphere of operations.

### 6. Number of Complaints on the following made by employees and workers:

	FY 2024-25			FY 2023-24		
	Filed during the year	Pending resolution at the end of the year	Remarks	Filed during the year	Pending resolution at the end of the year	Remarks
Sexual harassment			No complaints relating to Sexual harassment, Discrimination at workplace, Child Labour, Forced Labour/ Involuntary Labour, Wages, and Other Human Rights related issues were received during the reporting periods.			
Discrimination at workplace						
Child Labour						
Forced Labour/ Involuntary Labour						
Wages						
Other Human Rights related issues						

<sup>7</sup>The above calculations are in accordance with Part B, Attribute 6 of the Industry Standards Note (December 2024) on the Business Responsibility and Sustainability Report (BRSR) Core, jointly issued by ASSOCHAM, CII, and FICCI, pursuant to Regulation 34(2) of the SEBI (LODR) Regulations, 2015, and as per SEBI Circular No. SEBI/HO/CFD/CFD-SEC-2/P/CIR/2023/122





# BUSINESS RESPONSIBILITY & SUSTAINABILITY REPORT

## 7. Complaints filed under the Sexual Harassment of Women at Workplace (Prevention, Prohibition and Redressal) Act, 2013, in the following format<sup>8</sup>:

	FY 2024-25	FY 2023-24
Total Complaints reported under Sexual Harassment on of Women at Workplace (Prevention, Prohibition and Redressal) Act, 2013 (POSH)	NIL	NIL
Complaints on POSH as a % of female employees / workers	NIL	NIL
Complaints on POSH upheld	NIL	NIL

## 8. Mechanisms to prevent adverse consequences to the complainant in discrimination and harassment cases

The Company has instituted robust safeguards to ensure that individuals lodging complaints of discrimination or harassment are protected from any form of retaliation or adverse treatment. Confidentiality is maintained throughout the reporting and investigation process, enabling concerns to be raised without apprehension. All complaints are examined by impartial and trained personnel in accordance with established procedures, ensuring fairness and objectivity. Strict protocols are observed to protect the privacy of all parties, and appropriate support, including counselling services, is made available to complainants. These measures reflect the Company's unwavering commitment to handling such matters with sensitivity, integrity, and due regard for the rights and well-being of all concerned.

## 9. Do human rights requirements form part of your business agreements and contracts?

Yes, Provisions upholding human rights form an integral component of the Company's business agreements and contractual arrangements.

## 10. Assessments for the year:

	% of your plants and Offices that were assessed (by entity or statutory authorities or third parties)
Child Labour	100.00
Forced/involuntary labour	100.00
Sexual Harassment	100.00
Discrimination at workplace	100.00
Wages	100.00

## 11. Provide details of any corrective actions taken or underway to address significant risks / concerns arising from the assessments at Question 10 above.

The assessments carried out during the year in respect of the parameters listed above did not identify any significant risks, concerns, or incidents that warranted corrective action.

## Leadership Indicators

### 1. Details of a business process being modified / introduced as a result of addressing human rights grievances/ complaints

No material modifications to business processes were required during the year as no human rights grievances or complaints necessitating such changes were identified.

<sup>8</sup>The above calculations are in accordance with Part B, Attribute 6 of the Industry Standards Note (December 2024) on the Business Responsibility and Sustainability Report (BRSR) Core, jointly issued by ASSOCHAM, CII, and FICCI, pursuant to Regulation 34(2) of the SEBI (LODR) Regulations, 2015, and as per SEBI Circular No. SEBI/HO/CFD/CFD-SEC-2/P/CIR/2023/122.

## BUSINESS RESPONSIBILITY & SUSTAINABILITY REPORT

### 2. Details of the scope and coverage of any Human rights due-diligence conducted.

No standalone human rights due-diligence exercise was conducted during the year. However, relevant aspects are considered within the Company's existing governance, compliance, and operational review processes to ensure adherence to applicable requirements and internal policies.

### 3. Is the premise/office of the entity accessible to differently abled visitors, as per the requirements of the Rights of Persons with Disabilities Act, 2016?

The Company is committed to ensuring that its premises are accessible to differently abled visitors. Accessibility features have been incorporated at multiple locations, and the Company is progressively implementing measures across all premises to achieve full compliance with the applicable requirements.

### 4. Details on assessment of value chain partners:

	% of value chain partners (by value of business done with such partners) that were assessed
Sexual Harassment	100
Discrimination at workplace	80
Child Labour	100
Forced Labour / Involuntary Labour	100
Wages	52

### 5. Provide details of any corrective actions taken or underway to address significant risks / concerns arising from the assessments at Question 4 above.

No significant risks or concerns were identified during the assessments, and accordingly, no corrective actions were required during the year.



# BUSINESS RESPONSIBILITY & SUSTAINABILITY REPORT

## PRINCIPLE 6: Businesses should respect and make efforts to protect and restore the environment

**Note:** Until the previous financial year, the Corporate Office was merged with the Main Unit for reporting purposes. However, beginning FY 2024-25, it is being considered as a standalone entity. Accordingly, the data for FY 2024-25 has been presented separately. Specifically, in the case of water, details related to groundwater and water discharge for FY 2023-24 have not been disclosed, as this data was earlier consolidated with the Main Unit

### Essential Indicators

#### 1. Details of total energy consumption (in Gigajoules) and energy intensity, in the following format<sup>9</sup>:

Parameter	FY 2024-25 (In Gigajoules)	FY 2023-24 (In Gigajoules)
From renewable sources		
Total electricity consumption (A)	1,590.25	1,695.10
Total fuel consumption (B)	-	-
Energy consumption through other sources (C)	-	-
Total Energy consumption from renewable sources (A+B+C)	1,590.25	1,695.10
From non-renewable sources		
Total electricity consumption (D)	16,201.51	12,780.29
Total fuel consumption (E)	2,963.83	2,811.59
Energy consumption through other sources (F)	-	-
Total Energy consumption from non-renewable sources (D+E+F)	19,165.34	15,591.88
Total energy consumed (A+B+C+D+E+F)	20,755.59	17,286.98
Energy intensity per rupee of turnover - GJ/Rupee (Total energy consumption/ Revenue from Operations)	0.00000084	0.00000013
Energy intensity per rupee of turnover adjusted for Purchasing Power Parity (PPP <sup>10</sup> ) - GJ/USD (Total energy consumed / Revenue from operations adjusted for PPP)	0.000017	0.000030
Energy intensity in terms of physical output <sup>11</sup> - GJ/MT	16.74	16.96
Energy intensity per Employee GJ/employee	29.19	30.06

**Note: Indicate if any independent assessment/ evaluation/assurance has been carried out by an external agency? (Y/N)**  
**If yes, name of the external agency.**

There hasn't been an external review or analysis conducted to assess various aspects of our operations, performance, or compliance with standards or regulations.

<sup>9</sup> The above calculations are in accordance with Part B, Attribute 3 of the Industry Standards Note (December 2024) on the Business Responsibility and Sustainability Report (BRSR) Core, jointly issued by ASSOCHAM, CII, and FICCI, pursuant to Regulation 34(2) of the SEBI (LODR) Regulations, 2015, and as per SEBI Circular No. SEBI/HO/CFD/CFD-SEC-2/P/CIR/2023/122.

<sup>10</sup> The above calculations are in accordance with Part A, Section 1(I) of the Industry Standards Note (December 2024) on the Business Responsibility and Sustainability Report (BRSR) Core, jointly issued by ASSOCHAM, CII, and FICCI, pursuant to Regulation 34(2) of the SEBI (LODR) Regulations, 2015, and as per SEBI Circular No. SEBI/HO/CFD/CFD-SEC-2/P/CIR/2023/122.

<sup>11</sup> The above calculations are in accordance with Part A, Section 1(II) of the Industry Standards Note (December 2024) on the Business Responsibility and Sustainability Report (BRSR) Core, jointly issued by ASSOCHAM, CII, and FICCI, pursuant to Regulation 34(2) of the SEBI (LODR) Regulations, 2015, and as per SEBI Circular No. SEBI/HO/CFD/CFD-SEC-2/P/CIR/2023/122.



## BUSINESS RESPONSIBILITY & SUSTAINABILITY REPORT

- 2. Does the entity have any sites / facilities identified as designated consumers (DCs) under the Performance, Achieve and Trade (PAT) Scheme of the Government of India? (Y/N) If yes, disclose whether targets set under the PAT scheme have been achieved. In case targets have not been achieved, provide the remedial action taken, if any**

Our facilities at Shakti Pumps (India) Ltd. are not included within the ambit of the Perform, Achieve, and Trade (PAT) Scheme initiated by the Government of India.

- 3. Provide details of the following disclosures related to water, in the following format<sup>12</sup>:**

Parameter	FY 2024-25	FY 2023-24
<b>Water withdrawal by source (in kilolitres)</b>		
(i) Surface water	-	-
(ii) Groundwater	1,006.10	-
(iii) Third party water	25,580.17	23,318.07
(iv) Seawater / desalinated water	-	-
(v) Others	-	-
Total volume of water withdrawal (in kilolitres) (i + ii + iii + iv + v)	26,586.27	23,318.07
Total volume of water consumption (in kilolitres)	24,775.29	23,318.07
Water intensity per rupee of turnover - KL/Rupee (Water consumed / Revenue from operations)	0.0000010	0.0000018
Water Intensity per rupee of turnover adjusted for Purchasing Power Parity (PPP) - KL/USD (Total water consumption / Revenue from operations adjusted for PPP <sup>13</sup> )	0.0000021	0.0000040
Water intensity in terms of physical output <sup>14</sup> - KL/MT	19.98	22.88
Water intensity per Employee KL/employee	34.85	40.55

**Note: Indicate if any independent assessment/ evaluation/assurance has been carried out by an external agency? (Y/N) If yes, name of the external agency.**

There hasn't been an external review or analysis conducted to assess various aspects of our operations, performance, or compliance with standards or regulations.

- 4. Provide the following details related to water discharged**

Parameter	FY 2024-25	FY 2023-24
<b>Water discharge by destination and level of treatment (in kilolitres)</b>		
(i) To Surface water		
- No treatment	-	-
- With treatment - please specify level of treatment	-	-
(ii) To Groundwater		
- No treatment	-	-
- With treatment - please specify level of treatment	-	-

<sup>12</sup> The above calculations are in accordance with Part B, Attribute 2 of the Industry Standards Note (December 2024) on the Business Responsibility and Sustainability Report (BRSR) Core, jointly issued by ASSOCHAM, CII, and FICCI, pursuant to Regulation 34(2) of the SEBI (LODR) Regulations, 2015, and as per SEBI Circular No. SEBI/HO/CFD/CFD-SEC-2/P/CIR/2023/122.

<sup>13</sup> The above calculations are in accordance with Part A, Section 1(i) of the Industry Standards Note (December 2024) on the Business Responsibility and Sustainability Report (BRSR) Core, jointly issued by ASSOCHAM, CII, and FICCI, pursuant to Regulation 34(2) of the SEBI (LODR) Regulations, 2015, and as per SEBI Circular No. SEBI/HO/CFD/CFD-SEC-2/P/CIR/2023/122.

<sup>14</sup> The above calculations are in accordance with Part A, Section 1(i) of the Industry Standards Note (December 2024) on the Business Responsibility and Sustainability Report (BRSR) Core, jointly issued by ASSOCHAM, CII, and FICCI, pursuant to Regulation 34(2) of the SEBI (LODR) Regulations, 2015, and as per SEBI Circular No. SEBI/HO/CFD/CFD-SEC-2/P/CIR/2023/122.



# BUSINESS RESPONSIBILITY & SUSTAINABILITY REPORT

Parameter	FY 2024-25	FY 2023-24
(iii) To Seawater		
- No treatment	-	-
- With treatment - please specify level of treatment	-	-
(iv) Sent to third-parties		
- No treatment	804.88	-
- With treatment - Primary and Secondary Treatment	-	-
(v) Others - Gardening		
- No treatment	-	-
- With treatment - Primary and Secondary Treatment	-	-
Total water discharged (in kilolitres)	804.88	-

**Note: Indicate if any independent assessment/ evaluation/assurance has been carried out by an external agency? (Y/N)  
If yes, name of the external agency.**

There hasn't been an external review or analysis conducted to assess various aspects of our operations, performance, or compliance with standards or regulations.

## 5. Has the entity implemented a mechanism for Zero Liquid Discharge? If yes, provide details of its coverage and implementation.

The Company has established and implemented a comprehensive Zero Liquid Discharge (ZLD) mechanism at its manufacturing facility, as part of its statutory and environmental compliance obligations and in furtherance of its commitment to sustainable operations.

The system encompasses the following measures:

- **Effluent Collection and Treatment:** All wastewater generated from manufacturing and ancillary processes is mandatorily collected and subjected to treatment through an Effluent Treatment Plant (ETP) and a Sewage Treatment Plant (STP), both designed and operated in accordance with applicable regulatory standards.
- **Multi-Stage Filtration:** The collected effluent undergoes sequential treatment, including primary, secondary, and tertiary processes, to ensure the effective removal of suspended solids, oils, greases, and chemical pollutants, thereby rendering the treated water compliant with prescribed discharge norms.
- **Water Reuse and Recycling:** The treated water is mandatorily recycled and utilized within the facility for permissible purposes such as horticulture, cooling, and certain industrial processes, thereby minimizing the dependence on freshwater resources.

Through the adoption of the aforesaid ZLD mechanism, the Company ensures adherence to environmental regulatory requirements while simultaneously advancing its objective of long-term operational efficiency, resource conservation, and sustainable industrial practices.

## 6. Please provide details of air emissions (other than GHG emissions) by the entity, in the following format:

Parameter	Please specify unit	FY 2024-25	FY 2023-24
<b>NOx</b>	kg/hr	0.29	0.11
<b>SOx</b>	kg/hr	0.03	0.02
<b>Particulate matter (PM)</b>	kg/hr	0.07	0.03
<b>Persistent organic pollutants (POP)</b>	-	-	-

## BUSINESS RESPONSIBILITY & SUSTAINABILITY REPORT

Parameter	Please specify unit	FY 2024-25	FY 2023-24
Volatile organic compounds (VOC)	-	-	-
Hazardous air pollutants (HAP)	-	-	-
Others – CO	kg/hr	0.16	0.06

**Note:** Indicate if any independent assessment/ evaluation/assurance has been carried out by an external agency? (Y/N)  
If yes, name of the external agency.

Yes, An independent external evaluation was carried out by Choksi Laboratories Limited.

### 7. Provide details of greenhouse gas emissions (Scope 1 and Scope 2 emissions) & its intensity, in the following format<sup>15</sup>:

Parameter	Unit	FY 2024-25	FY 2023-24
<b>Total Scope 1 emissions (Break-up of the GHG into CO<sub>2</sub>, CH<sub>4</sub>, N<sub>2</sub>O, HFCs, PFCs, SF<sub>6</sub>, NF<sub>3</sub>, if available)</b>	Metric tonnes of CO <sub>2</sub> equivalent	245.76	218.39
<b>Total Scope 2 emissions<sup>16</sup> (Break-up of the GHG into CO<sub>2</sub>, CH<sub>4</sub>, N<sub>2</sub>O, HFCs, PFCs, SF<sub>6</sub>, NF<sub>3</sub>, if available)</b>	Metric tonnes of CO <sub>2</sub> equivalent	245.76	218.39
<b>Total Scope 1 and Scope 2 emissions per rupee of turnover (Total Scope 1 and Scope 2 GHG emissions / Revenue from operations)</b>	Metric tonnes of CO <sub>2</sub> equivalent/ Rupee	3,271.81	2,541.86
<b>Total Scope 1 and Scope 2 emissions per rupee of turnover (Total Scope 1 and Scope 2 GHG emissions / Revenue from operations)</b>	Metric tonnes of CO <sub>2</sub> equivalent/USD	0.00000014	0.00000021
<b>Total Scope 1 and Scope 2 emissions per rupee of turnover adjusted for Purchasing Power Parity (PPP<sup>17</sup>) (Total Scope 1 and Scope 2 GHG emissions / Revenue from operations adjusted for PPP)</b>	Metric tonnes of CO <sub>2</sub> equivalent/USD	0.00000029	0.00000048
<b>Total Scope 1 and Scope 2 emissions intensity in terms of physical output<sup>18</sup></b>	Metric tonnes of CO <sub>2</sub> equivalent/MT	2.84	2.71
<b>Total Scope 1 and Scope 2 emission intensity per Employee</b>	Metric tonnes of CO <sub>2</sub> equivalent/ employee	4.95	4.80

**Note:** Indicate if any independent assessment/ evaluation/assurance has been carried out by an external agency? (Y/N)  
If yes, name of the external agency.

There hasn't been an external review or analysis conducted to assess various aspects of our operations, performance, or compliance with standards or regulations.

<sup>15</sup> The above calculations are in accordance with Part B, Attribute 1 of the Industry Standards Note (December 2024) on the Business Responsibility and Sustainability Report (BRSR) Core, jointly issued by ASSOCHAM, CII, and FICCI, pursuant to Regulation 34(2) of the SEBI (LODR) Regulations, 2015, and as per SEBI Circular No. SEBI/HO/CFD/CFD-SEC-2/P/CIR/2023/122.

<sup>16</sup> The above calculations as per the updated emission factors provided in the CO<sub>2</sub> Baseline Database for the Indian Power Sector – User Guide, Version 20.0, December 2024, published by the Central Electricity Authority, Ministry of Power, Government of India.

<sup>17</sup> The above calculations are in accordance with Part A, Section 1(I) of the Industry Standards Note (December 2024) on the Business Responsibility and Sustainability Report (BRSR) Core, jointly issued by ASSOCHAM, CII, and FICCI, pursuant to Regulation 34(2) of the SEBI (LODR) Regulations, 2015, and as per SEBI Circular No. SEBI/HO/CFD/CFD-SEC-2/P/CIR/2023/122.

<sup>18</sup> The above calculations are in accordance with Part A, Section 1(II) of the Industry Standards Note (December 2024) on the Business Responsibility and Sustainability Report (BRSR) Core, jointly issued by ASSOCHAM, CII, and FICCI, pursuant to Regulation 34(2) of the SEBI (LODR) Regulations, 2015, and as per SEBI Circular No. SEBI/HO/CFD/CFD-SEC-2/P/CIR/2023/122.





# BUSINESS RESPONSIBILITY & SUSTAINABILITY REPORT

## 8. Does the entity have any project related to reducing Green House Gas emission? If yes, then provide details.

At Shakti Pumps (India) Limited, the Company is committed to driving sustainable growth through actionable environmental strategies aimed at reducing its carbon footprint.

### Renewable Energy Integration:

The Company has implemented on-site solar energy systems across its facilities, significantly reducing reliance on conventional power sources. Currently, the solar power infrastructure generates approximately 164 MWh of clean energy monthly, directly contributing to Scope 2 emission reductions and demonstrating a strong commitment to renewable energy adoption.

### Energy-Efficient Technology Upgrade:

To enhance energy performance and reduce Greenhouse Gas (GHG) emissions, the Company has replaced legacy, energy-intensive machinery with advanced, energy-efficient equipment. These upgrades have resulted in substantial power savings and measurable reductions in indirect emissions.

### Digitization of Operations:

In alignment with its environmental conservation goals, the Company has transitioned key operational areas—including production, billing, technical design, and payment systems—into digital platforms. This shift has minimized paper consumption, further supporting sustainability objectives.

### Clean Mobility Initiatives:

The Company actively promotes the adoption of electric vehicles (EVs) among its workforce as part of a broader carbon reduction plan. Dedicated EV charging stations, powered entirely by solar energy, have been installed on-site to ensure clean and renewable charging options, reinforcing the commitment to sustainable transportation solutions.

### Afforestation and Employee Engagement:

The Company has committed to an annual plantation target of 50 trees and regularly distributes saplings to employees, encouraging participation in afforestation activities. This initiative supports carbon sequestration, enhances air quality, and plays a vital role in offsetting GHG emissions, contributing to a healthier and greener environment.

## 9. Provide details related to waste management by the entity, in the following format<sup>19</sup>:

Parameter	FY 2024-25	FY 2023-24
<b>Total Waste generated (in metric tonnes)</b>		
<b>Plastic waste (A)*</b>	-	-
<b>E-waste (B)</b>	6,381.00	8,418.00
<b>Bio-medical waste (C)</b>	0.0022	0.0024
<b>Construction and demolition waste (D)</b>	-	-
<b>Battery waste (E)</b>	-	-
<b>Radioactive waste (F)</b>	-	-
<b>Other Hazardous waste (G)</b>		
<b>Sludge</b>	0.92	0.81
<b>Oil-Soaked Cotton</b>	0.38	0.25
<b>Used or Spent Oil</b>	0.56	1.00
<b>Empty containers contaminated with hazardous waste</b>	6.99	7.85
<b>Other Non-hazardous waste generated (H). Please specify, if any.</b>	-	-

<sup>19</sup> The above calculations are in accordance with Part B, Attribute 4 of the Industry Standards Note (December 2024) on the Business Responsibility and Sustainability Report (BRSR) Core, jointly issued by ASSOCHAM, CII, and FICCI, pursuant to Regulation 34(2) of the SEBI (LODR) Regulations, 2015, and as per SEBI Circular No. SEBI/HO/CFD/CFD-SEC-2/P/CIR/2023/122

## BUSINESS RESPONSIBILITY & SUSTAINABILITY REPORT

Parameter	FY 2024-25	FY 2023-24
<b>Total (A+B + C + D + E + F + G + H)</b>	6,389.85	8,427.91
<b>Waste intensity per rupee of turnover - MT/Rupee (Total waste generated / Revenue from operations)</b>	0.00000026	0.00000065
<b>Waste intensity per rupee of turnover adjusted for Purchasing Power Parity (PPP<sup>20</sup>) - MT/USD (Total waste generated / Revenue from operations adjusted for PPP)</b>	0.0000053	0.000015
<b>Waste intensity in terms of physical output<sup>21</sup> - MT/MT</b>	5.15	8.27
<b>Waste intensity per Employee MT/Employee</b>	8.99	14.66
<b>For each category of waste generated, total waste recovered through recycling, re-using or other recovery operations (in metric tonnes)</b>		
<b>Category of waste - E-waste and hazardous waste</b>		
<b>(i) Recycled - E-Waste, Used or Spent Oil and Empty containers contaminated with hazardous waste</b>	6388.55	8426.85
<b>(ii) Re-used</b>		
<b>(iii) Other recovery operations</b>		
<b>Total</b>	6,388.55	8,426.85
<b>For each category of waste generated, total waste disposed by nature of disposal method (in metric tonnes)</b>		
<b>Category of waste - Bio-medical Waste and Other Hazardous Waste</b>		
<b>(i) Incineration - Bio Medical Waste and Oil-Soaked Cotton</b>	0.38	0.25
<b>(ii) Landfilling - Sludge</b>	0.92	0.81
<b>(iii) Other disposal operations</b>	-	-
<b>Total</b>	1.30	1.06

\*The quantity of plastic waste generated during the reporting year has not been quantified. Accordingly, detailed data on plastic waste generation is not available for disclosure in this reporting period.

**Note: Indicate if any independent assessment/ evaluation/assurance has been carried out by an external agency? (Y/N)**  
If yes, name of the external agency.

There hasn't been an external review or analysis conducted to assess various aspects of our operations, performance, or compliance with standards or regulations.

**10. Briefly describe the waste management practices adopted in your establishments. Describe the strategy adopted by your Company to reduce usage of hazardous and toxic chemicals in your products and processes and the practices adopted to manage such wastes**

Shakti Pumps (India) Limited (SPIL) has established comprehensive waste management systems across its operations through the deployment of Effluent Treatment Plants (ETPs) and Sewage Treatment Plants (STPs). All treated waste water is handled in strict compliance with applicable environmental regulations. Any hazardous waste generated is securely collected and transferred to authorized vendors for environmentally sound disposal.

Furthermore, the Company is actively working towards minimizing the use of hazardous and toxic substances in its products and manufacturing processes. This is achieved by prioritizing safer alternatives and ensuring full compliance with relevant statutory and regulatory requirements, reinforcing our commitment to sustainable and responsible operations.

<sup>20</sup>The above calculations are in accordance with Part A, Section 1(i) of the Industry Standards Note (December 2024) on the Business Responsibility and Sustainability Report (BRSR) Core, jointly issued by ASSOCHAM, CII, and FICCI, pursuant to Regulation 34(2) of the SEBI (LODR) Regulations, 2015, and as per SEBI Circular No. SEBI/HO/CFD/CFD-SEC-2/P/CIR/2023/122.

<sup>21</sup>The above calculations are in accordance with Part A, Section 1(ii) of the Industry Standards Note (December 2024) on the Business Responsibility and Sustainability Report (BRSR) Core, jointly issued by ASSOCHAM, CII, and FICCI, pursuant to Regulation 34(2) of the SEBI (LODR) Regulations, 2015, and as per SEBI Circular No. SEBI/HO/CFD/CFD-SEC-2/P/CIR/2023/122



# BUSINESS RESPONSIBILITY & SUSTAINABILITY REPORT

11. If the entity has operations/offices in/around ecologically sensitive areas (such as national parks, wildlife sanctuaries, biosphere reserves, wetlands, biodiversity hotspots, forests, coastal regulation zones etc.) where environmental approvals / clearances are required, please specify details in the following format:

S. No.	Location of operations/ offices	Types of operations	Whether the conditions of environmental approval / clearance are being complied with? (Y/N) If no, the reasons thereof and corrective action taken, if any.
--------	------------------------------------	---------------------	--

The Company does not have any operations or offices located in ecologically sensitive areas.

12. Details of environmental impact assessments of projects undertaken by the entity based on applicable laws, in the current financial year:

Name and brief details of project	EIA Notification No.	Date	Whether the conditions of environmental approval / clearance are being complied with? (Y/N) If no, the reasons thereof and corrective action taken, if any.	Results communicated in public domain (Yes / No)	Relevant Web link
--------------------------------------	-------------------------	------	---	---	----------------------

Not Applicable – The Company did not undertake any Environmental Impact Assessment (EIA) during the reporting period.

13. Is the entity compliant with the applicable environmental law/ regulations/ guidelines in India; such as the Water (Prevention and Control of Pollution) Act, Air (Prevention and Control of Pollution) Act, and Environment protection act and rules thereunder (Y/N). If not, provide details of all such non-compliances, in the following format:

Serial Number	Specify the law / regulation / guidelines which was not complied with	Provide details of the non- compliance	Any fines / penalties / action taken by regulatory agencies such as pollution control boards or by courts	Corrective taken, if any action
---------------	--	---	--	------------------------------------

There were no material non-compliances reported in the FY 24-25 by the Company. Certainly, the Company adheres to all relevant environmental laws and regulations.



# BUSINESS RESPONSIBILITY & SUSTAINABILITY REPORT

## Leadership Indicators

### 1. Water withdrawal, consumption and discharge in areas of water stress (in kilolitres):

For each facility / plant located in areas of water stress, provide the following information:

- (i) Name of the area
- (ii) Nature of operations
- (iii) Water withdrawal, consumption and discharge in the following format:

Parameter	FY 2024-25	FY 2023-24
Water withdrawal by source (in kilolitres)	Not Applicable	
(i) Surface water		
(ii) Groundwater		
(iii) Third party water		
(iv) Seawater / desalinated water		
(v) Others		
Total volume of water withdrawal (in kilolitres)		
Total volume of water consumption (in kilolitres)		
Water intensity per rupee of turnover (Water consumed / turnover)		
Water intensity (optional) - the relevant metric may be selected by the entity		
Water discharge by destination and level of treatment (in kilolitres)	Not Applicable	
(i) Into Surface water		
- No treatment		
- With treatment - please specify level of treatment		
(ii) Into Groundwater		
- No treatment		
- With treatment - please specify level of treatment		
(iii) Into Seawater		
- No treatment		
- With treatment - please specify level of treatment		
(iv) Sent to third-parties		
- No treatment		
- With treatment - please specify level of treatment		
(v) Others		
Total water discharged (in kilolitres)		

Note: Indicate if any independent assessment/ evaluation/assurance has been carried out by an external agency? (Y/N) If yes, name of the external agency.

There hasn't been an external review or analysis conducted to assess various aspects of our operations, performance, or compliance with standards or regulations.



# BUSINESS RESPONSIBILITY & SUSTAINABILITY REPORT

## 2. Please provide details of total Scope 3 emissions & its intensity, in the following format:

Parameter	Unit	FY 2024-25	FY 2023-24
<b>Total Scope 3 emissions (Break-up of the GHG into CO<sub>2</sub>, CH<sub>4</sub>, N<sub>2</sub>O, HFCs, PFCs, SF<sub>6</sub>, NF<sub>3</sub>, if available) - Limited</b>	Metric tonnes of CO <sub>2</sub> equivalent	41.55	54.57
<b>SdsssTotal Scope 3 emissions per rupee of turnover</b>	Metric tonnes of CO <sub>2</sub> Equivalent/Rupee	0.0000000017	0.0000000042
<b>Total Scope 3 emission intensity per Employee</b>	Metric tonnes of CO <sub>2</sub> Equivalent/Employee	0.06	0.09

**Note: Indicate if any independent assessment/ evaluation/assurance has been carried out by an external agency? (Y/N) If yes, name of the external agency.**

There hasn't been an external review or analysis conducted to assess various aspects of our operations, performance, or compliance with standards or regulations.

## 3. With respect to the ecologically sensitive areas reported at Question 11 of Essential Indicators above, provide details of significant direct & indirect impact of the entity on biodiversity in such areas along-with prevention and remediation activities.

The Company does not have any operations or offices located in ecologically sensitive areas.

## 4. If the entity has undertaken any specific initiatives or used innovative technology or solutions to improve resource efficiency, or reduce impact due to emissions / effluent discharge / waste generated, please provide details of the same as well as outcome of such initiatives, as per the following format:

Sr. No.	Initiative undertaken	Details of the initiative (Web-link, if any, may be provided along-with summary)	Outcome of the initiative
1.	Renewable Energy Integration	The Company has installed on-site solar power systems across its facilities, generating approximately 164 MWh of renewable electricity each month. This initiative reduces dependence on conventional energy sources and supports clean energy adoption.	The initiative has directly lowered Scope 2 emissions, reduced reliance on fossil-fuel-based grid electricity, and demonstrated the effectiveness of renewable energy as a long-term sustainable power source.
2.	Energy-Efficient Technology Upgrade	The Company has modernized operations by replacing outdated, energy-intensive machinery with advanced, energy-efficient equipment.	This has led to a notable reduction in electricity consumption, lowering overall operational costs, while simultaneously decreasing indirect greenhouse gas emissions, thereby improving both efficiency and environmental performance.
3.	Digitization of Operations	The Company has shifted critical operations such as production, billing, technical design, and payment systems to digital platforms, reducing the reliance on paper-based processes.	The transition has reduced paper usage significantly, leading to conservation of natural resources and lowering waste generation, while also improving process efficiency and transparency across functions.

## BUSINESS RESPONSIBILITY & SUSTAINABILITY REPORT

Sr. No.	Initiative undertaken	Details of the initiative (Web-link, if any, may be provided along-with summary)	Outcome of the initiative
4..	Clean Mobility Initiatives	The Company encourages the use of electric vehicles (EVs) among employees and has set up EV charging stations powered by solar energy at its premises.	These measures have supported sustainable commuting practices, reduced vehicular emissions, and provided employees with accessible clean energy infrastructure, helping to cut down the carbon footprint of transportation.
5..	Afforestation and Employee Engagement	The Company conducts annual plantation drives with a target of planting 50 trees and distributes saplings among employees to foster participation in green initiatives.	The initiative has expanded green cover in and around operations, enhanced biodiversity, improved local air quality, and created greater environmental awareness among employees, strengthening the culture of sustainability.
6.	ETP/STP (SPIL SEZ Unit)	Installation of Effluent Treatment Plant (ETP) and Sewage Treatment Plant (STP) to treat wastewater and recycle for reuse.	Strengthens sustainable water management, reduces freshwater dependency, and reinforces Shakti Pumps' commitment to environmental responsibility.
7.	Low Carbon Emission Machines	Deployment of advanced German and Japanese machinery designed for reduced emissions.	Contributes to lower carbon footprint while maintaining efficiency and technological advantage.
8.	Free EV Charging Stations (Plant & Corporate Office)	Provision of dedicated EV charging infrastructure for employees, powered by solar energy.	Encourages employees to adopt EVs, with many already transitioning, thereby reducing commuting emissions.

### 5. Does the entity have a business continuity and disaster management plan? Give details in 100 words/ web link.

Yes, the entity has established a comprehensive Business Continuity and Disaster Management Plan. As part of this framework, detailed On-Site Emergency Plans (OSEPs) have been developed for all manufacturing facilities and office locations. These plans are designed to address a broad spectrum of potential emergency scenarios, including but not limited to fire incidents, chemical spills, equipment malfunctions, natural calamities, and other critical disruptions.

The primary objective of these plans is to ensure a state of readiness, enable prompt and effective response actions, and minimize operational disruptions. They are also focused on safeguarding employee health and safety, protecting physical and environmental assets, and ensuring continuity of critical business functions under adverse conditions.

### 6. Disclose any significant adverse impact to the environment, arising from the value chain of the entity. What mitigation or adaptation measures have been taken by the entity in this regard?

The Company acknowledges that its value chain operations involve the extensive use of steel coils in the course of its manufacturing activities, which may potentially result in an adverse impact on the environment due to resource extraction and material consumption.

In order to mitigate such impact, the Company has instituted a closed-loop mechanism whereby all scrap and residual steel generated during the manufacturing process is mandatorily returned to the suppliers for reuse. This system ensures that raw material wastage is minimized and that recycling is effectively integrated within the supply chain.

By implementing the aforesaid measures, the Company not only advances the principles of a circular economy but also promotes efficient utilization of resources. This initiative substantially reduces the overall environmental footprint of the Company's value chain and contributes to long-term sustainability in its manufacturing operations.





## BUSINESS RESPONSIBILITY & SUSTAINABILITY REPORT

**7. Percentage of value chain partners (by value of business done with such partners) that were assessed for environmental impacts.**

During the reporting period, the Company assessed approximately 80% of its value chain partners, by value of business, for potential environmental impacts. The evaluation encompassed parameters such as energy consumption, waste management, water usage, and emissions. The Company further encouraged its partners to adopt sustainable practices in line with its environmental management standards, thereby enhancing the overall sustainability performance of the supply chain.

The Company remains committed to procuring products and services that are environmentally responsible, energy-efficient, recycled, and locally sourced, to the extent practicable.

**8. How many Green Credits have been generated or procured<sup>22</sup>:**

- a) By the listed entity - NIL
- b) By the top ten (in terms of value of purchases and sales, respectively) value chain partners - NIL

<sup>22</sup> The above disclosure is made as per the SEBI circular SEBI/HO/CFD/CFD-PoD-1/P/CIR/2025/42 dt. 28th March 2025

## BUSINESS RESPONSIBILITY & SUSTAINABILITY REPORT

**PRINCIPLE 7: Businesses, when engaging in influencing public and regulatory policy, should do so in a manner that is responsible and transparent**

### Essentials Indicators

**a) Number of affiliations with trade and industry chambers/ associations.**

The Company is affiliated with four trade and industry chambers/associations during the reporting period.

**b) List the top 10 trade and industry chambers/ associations (determined based on the total members of such body) the entity is a member of/ affiliated to.**

S. No	Name of the trade and industry chambers/ associations	Reach of trade and industry chambers/ associations (State/National)
1.	Indian Pumps Manufacturers' Association (IPMA)	National
2.	Confederation of Indian Industry	National
3.	FICCI	National
4.	Madhya Pradesh Chamber of Commerce Industries and Agriculture (MCCIA)	State

**2. Provide details of corrective action taken or underway on any issues related to anticompetitive conduct by the entity, based on adverse orders from regulatory authorities**

Name of authority	Brief of the case	Corrective active taken
There were no adverse orders passed by any regulatory authority against the Company in relation to anti-competitive conduct during the reporting period.		

### Leadership Indicators

**1. Details of public policy positions advocated by the entity:**

Sr. No	Public policy advocated	Method resorted for such advocacy	Whether information available in public domain? (Yes/ No)	Frequency of Review by Board (Annually/ Half yearly/ Quarterly / Others – please specify)	Web Link, If available
NIL					



# BUSINESS RESPONSIBILITY & SUSTAINABILITY REPORT

## PRINCIPLE 8: Businesses should promote inclusive growth and equitable development

### Essential Indicators

1. **Details of Social Impact Assessments (SIA) of projects undertaken by the entity based on applicable laws, in the current financial year.**

Name and Brief details of project	SIA Notification No.	Date of notification	Whether conducted by independent external agency (Yes/No)	Results communicated in public domain (Yes/No)	Relevant Web Link
-----------------------------------	----------------------	----------------------	---	--	-------------------

Not Applicable as the Company did not undertake any projects requiring SIA

2. Provide information on project(s) for which ongoing Rehabilitation and Resettlement (R&R) is being undertaken by your entity, in the following format:

S. No	Name of Project for which R&R is ongoing	State	District	No. of Project Affected Families (PAFs)	5 of PAFs covered by R&R	Amounts paid to PAFs in the FY (in INR)
-------	--	-------	----------	---	--------------------------	---

Not Applicable

3. **Describe the mechanisms to receive and redress grievances of the community.**

The Company has instituted structured and transparent mechanisms to receive and address grievances from the community. Multiple communication channels such as dedicated helplines, designated email addresses and community interaction forums are in place to facilitate the lodging of concerns. All grievances are formally recorded and processed in accordance with established procedures, ensuring fairness and accountability. A designated team evaluates and investigates each matter, taking corrective measures wherever appropriate. The Company also maintains feedback mechanisms to apprise the complainant of the status and outcome of their grievance. This framework reflects the Company's commitment to timely resolution, responsible engagement and the fostering of constructive relationships with the communities in which it operates.

4. **Percentage of input material (inputs to total inputs by value) sourced from suppliers<sup>23</sup>:**

	FY 2024-25	FY 2023-24
Directly sourced from MSMEs/ small producers	The Company procures input materials from a broad network of suppliers, including Micro, Small and Medium Enterprises (MSMEs) and other suppliers situated within the district of Dhar and neighbouring districts, as well as from various regions across India. The percentage of such procurement is not presently quantifiable.	
Directly from within India		

<sup>23</sup> The above calculations are in accordance with Part B, Attribute 7 of the Industry Standards Note (December 2024) on the Business Responsibility and Sustainability Report (BRSR) Core, jointly issued by ASSOCHAM, CII, and FICCI, pursuant to Regulation 34(2) of the SEBI (LODR) Regulations, 2015, and as per SEBI Circular No. SEBI/HO/CFD/CFD-SEC-2/P/CIR/2023/122



## BUSINESS RESPONSIBILITY & SUSTAINABILITY REPORT

5. **Job creation in smaller towns – Disclose wages paid to persons employed (including employees or workers employed on a permanent or non-permanent / on contract basis) in the following locations, as % of total wage cost<sup>24</sup>**

Location	FY 2024-25	FY 2023-24
Rural	7.65	8.83
Semi-Urban	77.53	83.42
Urban	11.83	4.26
Metropolitan	2.99	3.48

### Leadership Indicators

1. **Provide details of actions taken to mitigate any negative social impacts identified in the Social Impact Assessments (Reference: Question 1 of Essential Indicators above):**

Details of negative social impact identified	Corrective action taken
Not Applicable as the Company did not undertake any projects requiring SIA	

2. **Provide the following information on CSR projects undertaken by your entity in designated aspirational districts as identified by government bodies:**

S. No	State	Aspirational District	Amount spent (In INR)
The Company has not initiated any CSR projects in the designated aspirational districts.			

3. (a) **Do you have a preferential procurement policy where you give preference to purchase from suppliers comprising marginalized /vulnerable groups? (Yes/No)**

The Company does not have a standalone preferential procurement policy exclusively targeting suppliers from marginalised or vulnerable groups. Nevertheless, principles of diversity and inclusion are embedded within the Company's procurement practices, and suppliers from such groups are considered on an equitable basis in line with applicable requirements and business needs.

- (b) **From which marginalized /vulnerable groups do you procure?**

Not Applicable

- (c) **What percentage of total procurement (by value) does it constitute?**

Not Applicable

4. **Details of the benefits derived and shared from the intellectual properties owned or acquired by your entity (in the current financial year), based on traditional knowledge:**

S.No	Intellectual Property based on traditional knowledge	Owned/ Acquired (Yes/No)	Benefit shared (Yes / No)	Basis of calculating benefit share
------	--	--------------------------	---------------------------	------------------------------------

The Company has not developed or acquired any intellectual property during the year that draws upon traditional knowledge.

<sup>24</sup> The above calculations are in accordance with Part B, Attribute 7 of the Industry Standards Note (December 2024) on the Business Responsibility and Sustainability Report (BRSR) Core, jointly issued by ASSOCHAM, CII, and FICCI, pursuant to Regulation 34(2) of the SEBI (LODR) Regulations, 2015, and as per SEBI Circular No. SEBI/HO/CFD/CFD-SEC-2/P/CIR/2023/122.



## BUSINESS RESPONSIBILITY & SUSTAINABILITY REPORT

### 5. Details of corrective actions taken or underway, based on any adverse order in intellectual property related disputes wherein usage of traditional knowledge is involved.

Name of authority	Brief of the case	Corrective Action taken
No corrective actions have been taken or are currently underway based on any adverse order in intellectual property-related disputes involving the usage of traditional knowledge.		

### 6. Details of beneficiaries of CSR Projects:

S. No	CSR Project	No. of persons benefitted from CSR projects	% of beneficiaries from vulnerable and marginalized groups
	The Company, through the Shakti Education Trust, is undertaking the construction of a school with the objective of providing quality education to underprivileged and deserving sections of society.	Not ascertainable in number	Not ascertainable in number

## BUSINESS RESPONSIBILITY & SUSTAINABILITY REPORT

### PRINCIPLE 9: Businesses should engage with and provide value to their consumers in a responsible manner

#### Essential Indicators

#### 1. Describe the mechanisms in place to receive and respond to consumer complaints and feedback.

Shakti Pumps (India) Limited has established a robust service framework to ensure prompt and efficient resolution of consumer complaints and feedback. The Company's service policy is designed to deliver timely, reliable, and accessible support to customers nationwide.

Key mechanisms in place include:

- A network of 266 authorised service centres across India equipped to address customer grievances within defined timelines.
- Deployment of trained Service Engineers, proficient in handling various models of Shakti-brand pumps and motors, with emphasis on customer-centric service delivery.
- Maintenance of essential spare parts inventory at service centres to ensure minimal turnaround time for repairs and replacements.
- Continuous enhancement of service accessibility through the expansion of branches and service infrastructure in alignment with the Company's growth strategy.

#### 2. Turnover of products and/ services as a percentage of turnover from all products/service that carry information about:

	As a percentage to total turnover
Environmental and social parameters relevant to the product	100.00
Safe and responsible usage	100.00
Recycling and/or safe disposal	100.00

#### 3. Number of consumer complaints in respect of the following:

	FY 2024-25			FY 2023-24		
	Received during the Year	Pending resolution at end of year	Remarks	Received during the Year	Pending resolution at end of year	Remarks
Data Privacy	0	0	NA	0	0	NA
Advertising	0	0	NA	0	0	NA
Cyber-security	0	0	NA	0	0	NA
Delivery of essential services	0	0	NA	0	0	NA
Restrictive Trade Practices	0	0	NA	0	0	NA
Unfair Trade Practices	0	0	NA	0	0	NA
Other - Customers	0	0	NA	0	0	NA





# BUSINESS RESPONSIBILITY & SUSTAINABILITY REPORT

## 4. Details of instances of product recalls on account of safety issues:

	Number	Reasons for recall
Voluntary recalls	0	NIL
Forced recalls	0	NIL

## 5. Does the entity have a framework/ policy on cyber security and risks related to data privacy? (Yes/No) If available, provide a web-link of the policy

The Company has in place a framework and policy addressing cyber security and data privacy risks. The policy is accessible at:

[https://shaktipumps.com/wp-content/uploads/2025/07/Data\\_Privacy\\_Policy\\_SPIL\\_changed.pdf.pdf](https://shaktipumps.com/wp-content/uploads/2025/07/Data_Privacy_Policy_SPIL_changed.pdf.pdf)

## 6. Provide details of any corrective actions taken or underway on issues relating to advertising, and delivery of essential services; cyber security and data privacy of customers; re-occurrence of instances of product recalls; penalty / action taken by regulatory authorities on safety of products / services.

No corrective steps were required during the year as the Company did not face any issues or receive complaints relating to advertising, essential service delivery, cyber security, customer data privacy, product recalls, or regulatory action concerning the safety of its products or services.

## 7. Provide the following information relating to data breaches:

### a. Number of instances of data breaches –

NIL

### b. Percentage of data breaches involving personally identifiable information of customers<sup>25</sup> –

NIL

### c. Impact, if any, of the data breaches –

NIL

## Leadership Indicators

## 1. Channels / platforms where information on products and services of the entity can be accessed (provide web link, if available).

Product catalogues and related details can be accessed at the following link:

Catalogue for Pumps: <https://shaktipumps.com/pumps/>

Catalogue for Motors: <https://shaktipumps.com/motors/>

Catalogue for Controllers: <https://shaktipumps.com/controllers/>

Catalogue for other products: <https://shaktipumps.com/others/>

## 2. Steps taken to inform and educate consumers about safe and responsible usage of products and/or services.

The Company ensures that consumers are informed about the safe and responsible usage of its products by providing detailed installation and operation manuals with every product. These manuals include instructions on proper handling, maintenance, and safety precautions to be followed. This helps customers use the products efficiently while minimizing the risk of misuse or damage.

<sup>25</sup> The above calculations are in accordance with Part B, Attribute 8 of the Industry Standards Note (December 2024) on the Business Responsibility and Sustainability Report (BRSR) Core, jointly issued by ASSOCHAM, CII, and FICCI, pursuant to Regulation 34(2) of the SEBI (LODR) Regulations, 2015, and as per SEBI Circular No. SEBI/HO/CFD/CFD-SEC-2/P/CIR/2023/122.

## BUSINESS RESPONSIBILITY & SUSTAINABILITY REPORT

---

### 3. Mechanisms in place to inform consumers of any risk of disruption/discontinuation of essential services.

The Company has established a robust mechanism to promptly inform its customers in the event of any risk of disruption or discontinuation of essential services. Specifically, the Company utilizes direct electronic communication, including email notifications, to ensure that affected consumers are immediately apprised of potential service interruptions.

### 4. Does the entity display product information on the product over and above what is mandated as per local laws? (Yes/No/Not Applicable) If yes, provide details in brief. Did your entity carry out any survey with regard to consumer satisfaction relating to the major products / services of the entity, significant locations of operation of the entity or the entity as a whole? (Yes/No)

Yes, the Company provides product information on its offerings beyond the requirements mandated by local laws. This includes additional technical specifications and usage guidance displayed on product labels.

Yes, the Company conducts a customer satisfaction survey following the installation of solar water pumps. This feedback mechanism helps assess service quality and customer experience.



# BUSINESS RESPONSIBILITY & SUSTAINABILITY REPORT



## SDG 2: ZERO HUNGER

### Shakti Irrigation at Bharat Agri-Tech Kisan Exhibition 2025: Promoting Sustainable Agriculture

The Company participated in the Bharat Agri-Tech Kisan Exhibition 2025 in Indore to showcase innovative drip irrigation solutions, empowering farmers to adopt sustainable and efficient agricultural practices.

### Shakti Pumps at KISAN Agri Show 2024: Empowering Sustainable Agriculture

The Company participated in the KISAN Agri Show 2024 in Pune to showcase advanced pumping technologies and innovative agricultural solutions aimed at improving farm efficiency and sustainability.



## SDG 3: GOOD HEALTH AND WELL-BEING

### Shakti Pumps' Employee Eye Check-up Camp

The Company organized an Eye Check-up Camp at its Indore corporate office on January 11, 2025, providing comprehensive eye screenings to 204 employees. This initiative underscores Shakti Pumps' commitment to employee health and workplace well-being.

### Shakti Premier League 2025: Fostering Team Spirit Through Sports

The Company organized the Shakti Premier League 2025, an exciting cricket tournament aimed at promoting employee engagement, teamwork, and physical well-being. The event fostered unity, sportsmanship, and a vibrant workplace culture.



## SDG 4: QUALITY EDUCATION

### Shakti Pumps Recognized by IIM Indore for Learning & Development Excellence

The Company was honored by IIM Indore for its outstanding Learning & Development initiatives, including collaborative training programs that empower employees through continuous skill enhancement and professional growth.

### Institutional Visit by Vikrant Group of Institutions

The Company hosted students and faculty from Vikrant Group of Institutions, providing them with exposure to its solar technologies and sustainable practices. The visit aimed to inspire future professionals through knowledge sharing and environmental awareness.

### Industrial Visit by PIMR Students

The Company hosted students from Prestige Institute of Management & Research (PIMR), Indore, offering them exposure to its sustainable technologies and innovative industrial practices. The visit encouraged learning and awareness around clean energy and responsible industry.

### Shakti Pumps' Management Development Programme with IIM Indore

The Company partnered with IIM Indore to conduct a Management Development Programme, empowering over 25 executives to enhance leadership, innovation, and professional growth.





## SDG 6: CLEAN WATER AND SANITATION

### Shakti Pumps at SMAGUA 2025: Spain

The Company participated in SMAGUA 2025 in Zaragoza, Spain, to present its latest sustainable pumping innovations and engage with global industry leaders in advancing water technology.

### Shakti Pumps at National Ground Water Association Expo 2024: Advancing Groundwater Solutions

The Company participated in the National Ground Water Association Expo 2024 in Las Vegas to showcase innovative pumping technologies and engage with global leaders in groundwater management and sustainability.

### Shakti Pumps at IFAT India 2024: Innovating for Water Sustainability

The Company participated in IFAT India 2024 at the Bombay Exhibition Centre, Mumbai, to showcase cutting-edge solutions in water management, waste treatment, and sustainable technologies. This initiative reinforces Shakti Pumps' role in driving environmental innovation and promoting sustainable water practices.

### Shakti Pumps at Global Water Expo 2024: Riyadh

The Company participated in the Global Water Expo 2024 in Riyadh, Saudi Arabia, to showcase innovative and sustainable water management technologies. This engagement reinforces Shakti Pumps' global commitment to addressing water infrastructure challenges.

### Shakti Pumps' Water Supply Project in Uganda

The Company has been entrusted by Uganda's Ministry of Water and Environment to construct water supply systems at two sites, supporting access to clean and safe water for local communities. This project highlights Shakti Pumps' global contribution to water sustainability and social impact.

### Shakti Pumps' Solar Water Supply Project in Uganda: Delivering Clean Water Access

The Company successfully contributed to the commissioning of a Solar Water Supply Project in Kyankwanzi and Buliisa Districts, Uganda, providing clean and safe water to 25,000 people through a collaborative initiative with the Ministry of Water and Environment and EXIM Bank India.

### Shakti Pumps at NGWA Expo 2024 – Las Vegas

The Company participated in NGWA Expo 2024 at the Las Vegas Convention Center, showcasing advanced pumping solutions and collaborating with global leaders to promote sustainable groundwater management.



## SDG 7: AFFORDABLE AND CLEAN ENERGY

### New Solar Manufacturing Facility in Pithampur

The Company has secured 113 acres of land from MPIDC at the Smart Industrial Township, Pithampur, to establish a solar cell and PV module manufacturing facility, furthering its commitment to renewable energy and sustainable development.

### ₹1700 Crore Investment in Renewable Energy Expansion

The Company has pledged a ₹1700 crore investment in renewable energy projects across Madhya Pradesh, focusing on solar cell, solar PV module, and EV component manufacturing. This initiative strengthens India's green energy infrastructure and supports employment generation.

### Ministerial Visit on Renewable Energy & Manufacturing Excellence

The Company had the honor of hosting Shri Pralhad Joshi Ji, Union Minister of Consumer Affairs, Food & Public Distribution,



# BUSINESS RESPONSIBILITY & SUSTAINABILITY REPORT

and New & Renewable Energy, at its Dhar facility to highlight its manufacturing capabilities and commitment to renewable energy.

## World Future Energy Summit 2025: Abu Dhabi

The Company participated in the World Future Energy Summit 2025 in Abu Dhabi to showcase its cutting-edge solar water pumping solutions, reinforcing its commitment to sustainable energy and water efficiency.

## RE-Invest 2024: Gandhinagar

The Company participated in RE-Invest 2024 at Mahatma Mandir, Gandhinagar, to showcase its advanced solar pumping solutions and reinforce its commitment to renewable energy and sustainable practices. This platform connected Shakti Pumps with global leaders in driving clean energy transitions.

## Rural Outreach for Solar Pump Awareness in Haryana

The Company partnered with HFN to organize 21 farmers' meetings across three districts in Haryana, promoting solar pump solutions and empowering rural communities to adopt sustainable agricultural practices.

## Intersolar Europe 2025: Germany

The Company participated in Intersolar Europe 2025 at Messe München, Germany, to showcase its innovative solar solutions and engage with global experts to advance sustainable energy technologies.



## SDG 8: DECENT WORK AND ECONOMIC GROWTH

## Recognition of Chairman as Top Influential Leader

The Company celebrated the recognition of its Chairman, Shri Dinesh Patidar, as one of Indore's Top Influential People by Dainik Bhaskar. This honor acknowledges his leadership in advancing clean energy, solar innovation, and sustainable water technology.

## Certified as a Great Place to Work

The Company earned the prestigious Great Place to Work certification, recognizing its commitment to fostering a respectful, ethical, and employee-centric workplace culture. This milestone reflects the organization's focus on employee well-being, inclusivity, and excellence.



## SDG 9: INDUSTRY, INNOVATION AND INFRASTRUCTURE

## Indore Samvad: Driving Industrial Growth

The Company participated in Indore Samvad, engaging in meaningful discussions with the Honorable Chief Minister of Madhya Pradesh and industry leaders to explore new opportunities for sustainable industrial growth and the advancement of the 'Make in India' initiative.

## Invest Madhya Pradesh 2025: Unlocking Growth and Sustainability

The Company participated in Invest Madhya Pradesh 2025 at Rashtriya Manav Sangrahalaya, Bhopal, to showcase innovative water pumping technologies and explore investment opportunities that support sustainable industrial and regional development.

## BUSINESS RESPONSIBILITY & SUSTAINABILITY REPORT

### Regional Industry Conclave: Narmadapuram

The Company actively participated in the 6th Regional Industry Conclave in Narmadapuram, Madhya Pradesh, engaging with policymakers and industry leaders to explore investment opportunities and promote sustainable industrial development in Central India.

### Big 5 Global 2024: Dubai

The Company participated in Big 5 Global 2024 at the Dubai World Trade Centre to present its innovative, eco-friendly technologies aimed at improving water efficiency and promoting sustainable infrastructure. This global platform highlighted Shakti Pumps' commitment to sustainable water management.

### Plastasia 2025: Bangalore

The Company participated in Plastasia 2025 at BIEC, Bangalore, to present cutting-edge pumping technologies and explore new business opportunities within the plastic and manufacturing industries.



### SDG 11: SUSTAINABLE CITIES AND COMMUNITIES

### Global Investor Summit 2025 – Madhya Pradesh

The Company participated in the Global Investor Summit 2025 in Madhya Pradesh, contributing to discussions on promoting sustainable mobility and renewable energy, while supporting the state's industrial growth vision.

### Shakti Pumps at Mahakumbh: Powering Iconic Spiritual Experiences

The Company contributed to the Mahakumbh 2025 in Prayagraj by successfully installing 100 pumps to power the grand Laser Show, enhancing the spiritual and cultural experience for millions. This milestone reflects Shakti Pumps' role in supporting India's iconic landmarks with sustainable and reliable solutions.



### SDG 12: RESPONSIBLE CONSUMPTION AND PRODUCTION

### Shakti Mahotsav 2024: Business Partner Meet

The Company hosted Shakti Mahotsav 2024, its annual Business Partner Meet at Simcha Island, Indore, to foster collaboration, showcase sustainable products and processes, and promote responsible production practices among its partners.



### SDG 13: CLIMATE CHANGE

### Shakti EV Mobility at Eco-Friendly Expo 2024: New Delhi

The Company participated in the 21st Eco-Friendly Expo on Electric Vehicles 2024 at Pragati Maidan, New Delhi, showcasing advanced EV motors, controllers, and chargers to promote sustainable mobility and green innovation.

### Shakti EV Mobility – Building India's Largest EV Powertrain Factory

The Company is establishing India's largest EV powertrain manufacturing unit, spanning 6.5 lakh sq. ft., to drive sustainable electric mobility across two-wheelers, three-wheelers, four-wheelers, and buses. This 100% Made in India facility strengthens the nation's EV ecosystem with advanced motor and controller technology.





# REPORT ON CORPORATE GOVERNANCE

## 1. Company's Philosophy on Corporate Governance

The essence of Corporate Governance is about maintaining the right balance between economic, social, individual and community goals. At Shakti Pumps (India) Limited ("Company"), good corporate governance is a way of life and the way we do our business, encompassing every day's activities and is enshrined as a part of our way of working.

The Corporate Governance philosophy of the Company is based on strong foundations of ethical values, professionalism, fairness and transparency. Our robust corporate governance structure is based on well-structured policies and procedures that are the backbone of our governance philosophy. Our policies are formulated to ensure business continuity and to maintain a high quality throughout our operations.

The Company's governance philosophy aims at establishing the framework for attaining the Company's objectives while balancing the interests of all its stakeholders and ensuring that the Company's businesses are being conducted in an accountable and fair manner. In keeping view with its commitment to the principles of good Corporate Governance, your Company has been upholding fair and ethical business and corporate practices and transparency in its dealings. The Company continuously endeavours to review, strengthen and upgrade its systems and processes to bring in transparency and efficiency in its various business segments.

The Company is in compliance with the requirements on Corporate Governance as stipulated in the Securities

and Exchange Board of India (Listing Obligations and Disclosure Requirements) Regulations, 2015 ('SEBI Listing Regulations').

## 2. Board of Directors: -

The Board is the highest authority for the governance and the custodian who pushes our businesses in the right direction and is responsible for the establishment of cultural, ethical, sustainable and accountable growth of the Company. The Board consists of a high level of integrated, knowledgeable and committed professionals. The Board provides strategic guidance and independent views of the Company's senior management while discharging its fiduciary responsibilities. The Board also provides direction and exercises appropriate control to ensure that the Company is managed in a manner that fulfils stakeholders' aspirations and societal expectations. The operations of the Company are conducted under the supervision and directions of the Board within the framework set by the Companies Act, 2013 ('the Act'), the Memorandum and Articles of Association, SEBI Guidelines and SEBI Listing Regulations.

### a) Size & Composition of Board: -

In compliance with the requirements of the Act, and SEBI Listing Regulations, the Board comprises of ten Directors, the Chairman of the Board being Executive-Whole time Director, with 60% of the Board comprised of Non-executive Director, The Independent Directors constitute 50% of the Board with one Woman member who is an Independent Director.

Category of Directors	No. of Directors	Percentage to total strength of the Board
Executive Director (MD & WTD's)	4	40
Non-Executive and Non- Independent Director	1	10
Non-Executive and Independent Director	5	50

## REPORT ON CORPORATE GOVERNANCE

The composition of the Board and Directorships held by the Board members in other companies as on March 31, 2025 are as follows:

Name of the Director	Category	Position	Directorship in other Listed Companies	Number of other Directorships and Committee Membership(s) / Chairmanship(s)		
				Other Directorships in Indian Companies <sup>#</sup>	Committee Memberships <sup>##</sup>	Committee Chairpersonships <sup>##</sup>
Dinesh Patidar	Executive Director	Chairman and Whole time Director	None	3	-	-
Ramesh Patidar	Executive Director	Managing Director	None	2	1	-
Sunil Patidar	Executive Director	Whole time Director	None	2	-	-
Ashwin Bhootda	Executive Director	Whole time Director	None	-	1	-
Ramakrishna Satalauri	Non-Executive Director	Non-Independent Director	None	-	-	-
Keyur Bipinchandra Thaker	Non-Executive Director	Independent Director	None	1	2	1
Bhim Singh	Non-Executive Director	Independent Director	None	-	-	-
V.S.S. Pavan Kumar Hari	Non-Executive Director	Independent Director	None	-	1	-
Hirabhai Somabhai Patel	Non-Executive Director	Independent Director	None	1	-	-
Vandana Bhagavatula	Non-Executive Director	Independent Director	None	-	1	1

<sup>#</sup>Excludes Alternate Directorships, Directorships in Private Companies, Foreign Companies and Section 8 Companies

<sup>##</sup>Represents memberships in Audit Committee and Stakeholders Relationship Committee of Pubic Limited Companies, whether listed or not. Membership includes Chairpersonship.

### b) Board Process and Meeting

The Board meets at regular intervals to discuss and decide on Company / business policy and strategy apart from other Board businesses. The Board in general considers and discusses on the following:

- The corporate strategy, major plans of action, risk policy, annual budgets and business plans, setting performance objectives, monitoring implementation and corporate performance, and overseeing major

capital expenditures, acquisitions and divestments.

- The fiduciary responsibility ensures that the Company has clear goals aligned to maximizing shareholder value, the growth and directs / exercises appropriate control to ensure that the Company is managed in a manner that fulfills stakeholders' aspirations and societal expectations.
- The Company's governance practices the effective



# REPORT ON CORPORATE GOVERNANCE

monitoring of the Management, its accountability to the Company and the shareholders.

- The Board succession planning and strategic, transactional and governance matters as required under the Act, SEBI Listing Regulations and other applicable legislations.

There were Nine (9) Board Meetings were held during the financial year 2024-2025, on Friday April 26, 2024,

The attendance of each Directors at the Board Meetings for the year ended March 31, 2025 and at the 29<sup>th</sup> Annual General Meeting held on September 30, 2024 are as under

Name of the Director	Whether attended last AGM	No. of Board Meetings held & attended during the financial year	% of Attendance
Dinesh Patidar	Yes	9 out of 9	100
Sunil Patidar	Yes	9 out of 9	100
Ramesh Patidar	Yes	9 out of 9	100
Ashwin Bhootda	Yes	6 out of 9	67
Ramakrishna Sataluri	NA	4 out of 9	44
Navin Sunderlal Patwa	NA	3 out of 9	33
Nishtha Neema	Yes	9 out of 9	100
Keyur Bipinchandra Thaker	Yes	9 out of 9	100
Bhim Singh	Yes	6 out of 9	67
V.S.S. Pavan Kumar Hari	Yes	6 out of 9	67
Hirabhai Somabhai Patel	Yes	6 out of 9	67
Vandana Bhagavatula	NA	NA	NA

Mr. Ashwin Bhootda, Mr. Bhim Singh, Mr. V.S.S. Pavan Kumar Hari and Mr. H.S. Patel was appointed on July 20, 2024 and approved by the shareholders in the 29<sup>th</sup> AGM of the Company. Mr. Navin Sunderlal Patwa and Mrs. Nishtha Neema ceased to be director w.e.f. July 30, 2024 and March 26, 2025 respectively. Mr. Ramakrishna Sataluri was appointed on October 07, 2024 and Mrs. Vandana Bhagavatula was appointed on March 20, 2025, both appointments was approved by the shareholders of the company through postal ballot.

## c) Disclosure of relationships between directors inter-se

Mr. Dinesh Patidar, Chairman cum Whole Time Director is a brother of Mr. Sunil Patidar, Whole Time Director of the company. None of the other Directors are related to each other.

## d) Number of Shares held by Non-Executive Directors at 31<sup>st</sup> March, 2025.

None of the Non-executive directors holds shares of the Company.

Friday July 12, 2024, Saturday July 20, 2024, Tuesday September 3, 2024, Monday October 07, 2024, Friday October 25, 2024, Tuesday January 7, 2025, Friday January 24, 2025 and Thursday March 20, 2025. The Board meets at least once in every quarter to review the Company's operations and financial performance. The maximum gap between any two Board meetings did not exceed 120 days during the year.

## e) Familiarization Programmes for Independent Director

The Board Familiarization program comprises of the following:-

- Induction program for new Independent Director
- Immersion sessions for new Independent Director
- Strategy session

All new Independent Directors are taken through detail induction and familiarization program when they join the board of your company. The Induction program is an exhaustive one that covers the history and culture of Shakti, background of the Company and its growth over the last several decades, various milestones in the companies' existence since its incorporation, the present structure and an overview of businesses and functions.

As a part of the induction sessions, the Chairman provides an overview of the organization, its history, values, culture and purpose. The Business and Functional Heads take the Independent directors through their respective businesses



## REPORT ON CORPORATE GOVERNANCE

and functions. The Independent Directors are also inducted through Factory and Market visits to understand the operation of the Company. The Independent Directors are also exposed to the Constitution, board procedures, matters reserved for the Board and major risks facing the Business and mitigation programs. The Independent Directors are also made aware of their roles and responsibility at the time of their appointment and a detailed letter of appointment is issued to them. Web link of the Familiarization programmes <https://shaktipumps.com/policies-and-programmes/>.

### f) Confirmation on the independence of the Independent Directors

The Board of Directors hereby confirms that in their opinion, the Independent Directors fulfil the conditions specified in the SEBI Listing Regulations, 2015 and are

Independent of the Management.

### g) Board Skill Matrix

The importance of a diverse and skilled Board is recognised around the world. It is more than a necessity considering the complex and dynamic business environment. The eligibility of a person to be appointed as a Director of the Company is dependent on whether the person possesses the requisite skill sets identified by the Board as above and whether the person is a proven leader in running a business that is relevant to the Company's business or is a proven academician in the field relevant to the Company's business. The Directors so appointed, based on the recommendation of the Nomination and Remuneration Committee, are drawn from diverse backgrounds and possess special skills with regard to the industries/fields from where they come.

The Board of Directors has identified the following core competencies/ expertise/ skills required for the Company:

Skill set and description	Dinesh Patidar	Sunil Patidar	Ramesh Patidar	Ashwin Bhootda	Ramakrishna Sataluri	Keyur Bipinchandra Thaker	Bhim Singh	VSS Pavan Kumar Hari	HS Patel	Vandana Bhagavatula
Business Leadership and Operations	√	√	√	√	√					
Technology expertise	√				√		√	√		
Industry experience or Knowledge	√	√	√	√	√		√	√	√	
Finance and Risk Management	√			√	√	√				√
Governance	√		√						√	
Strategic management	√	√	√	√	√	√		√		√

### h) Confirmation of the Board for Independent Directors:

Based on the declarations received from the Independent Directors, the Board of Directors has confirmed that they meet the criteria of independence as mentioned under Section 149(6) of the Act and Regulation 16(1)(b) of the SEBI (LODR) Regulations, 2015 and that they are independent of the management.

The Independent Directors have also registered their

names in the Data Bank maintained by the Indian Institute of Corporate Affairs as mandated in the Companies (Appointment and Qualification of Directors), Rules, 2014 as amended. Further, none of the Independent Directors have any other material pecuniary relationship or transaction with the Company, its Promoters, or Directors, or Senior Management which, in their judgment, would affect their independence.



# REPORT ON CORPORATE GOVERNANCE

## 3. Committees of the Board: -

The Board Committees comprise of Audit Committee, Nomination and Remuneration Committee, Stakeholders Relationship Committee, Corporate Social Responsibility Committee, and Risk Management Committee. These committees function under the direct oversight of the Board. Generally, the committee meetings are scheduled before the board meeting and the respective committee chairperson reports to the Board about outlines the key discussions and resolutions made during the committee's deliberations.

Details of the role and composition of these Committees, including the number of meetings held during the financial year and attendance at meetings, are provided below.

### a) Audit Committee: -

As of March 31, 2025, the Audit Committee comprises of two Independent Directors and one is Executive Director as under:

Name of the Director	Category	Designation
Vandana Bhagavatula	Independent Director	Chairperson
Keyur Bipinchandra Thaker	Independent Director	Member
Ramesh Patidar	Executive Director	Member

All Members of the Audit Committee possess accounting and financial management knowledge. The Company Secretary is the Secretary to the Committee.

The scope of the Audit Committee includes the references made under Regulation 18 read with Part C of Schedule II of the SEBI (LODR) Regulations, 2015, read with Section 177 and other applicable provisions of the Companies Act, 2013, besides the other terms that may be referred by the Board of Directors.

The terms of Reference of Audit Committee are:

- oversee our Company's financial reporting process and the disclosure of its financial information to ensure that the financial statement is correct, sufficient and credible;
- recommendation for appointment, remuneration and terms of appointment of auditors of our Company;
- approve payment to statutory auditors for any

other services rendered by them;

- review with the management, the annual financial statements and auditor's report thereon before submission to the Board for approval, with particular reference to:
  - matters required to be included in the Director's Responsibility Statement to be included in the board of directors' report in terms of clause (c) of sub-Section 3 of Section 134 of the Companies Act, 2013;
  - changes, if any, in accounting policies and practices and reasons for the same;
  - major accounting entries involving estimates based on the exercise of judgment by the management of our Company;
  - significant adjustments made in the financial statements arising out of audit findings;
  - compliance with listing and other legal requirements relating to financial statements;
  - disclosure of any related party transactions; and
  - modified opinion(s) in the draft audit report.
- review, with the management, the quarterly and any other partial year- period financial statements before submission to the board of directors for their approval;
- review, with the management, the statement of uses / application of funds raised through an issue (public issue, rights issue, preferential issue, etc.), the statement of funds utilised for purposes other than those stated in the offer document/ prospectus/ notice and the report submitted by the monitoring agency monitoring the utilisation of proceeds of a public or rights issue, and making appropriate recommendations to our board of directors to take up steps in this matter;
- review and monitor the auditor's independence and performance, and effectiveness of audit process;
- formulating a policy on related party transactions, which shall include materiality of related party transactions and the definition of material modifications of related party transactions;
- subject to and conditional upon approval of our Board, approval of related party transactions or subsequent modifications thereto and omnibus

## REPORT ON CORPORATE GOVERNANCE

approval for related party transactions proposed to be entered into by our Company, subject to conditions as may be prescribed;

Provided that only those members of the committee, who are Independent Directors, shall approve related party transactions;

Explanation: The term "related party transactions" shall have the same meaning as provided in Clause 2(zc) of the SEBI Listing Regulations and/or the applicable Accounting Standards and/or the Companies Act.

- (xii) approval of related party transactions to which the subsidiary(ies) of the Company is a party but the Company is not a party, if the value of such transaction whether entered into individually or taken together with previous transactions during a financial year exceeds 10% of the annual consolidated turnover as per the last audited financial statements of the Company, subject to such other conditions prescribed under the SEBI Listing Regulations
- (xiii) scrutinize inter-corporate loans and investments;
- (xiv) valuation of undertakings or assets of our Company, wherever it is necessary;
- (xv) evaluate internal financial controls and risk management systems;
- (xvi) review, with the management, performance of statutory and internal auditors, adequacy of the internal checks and control systems;
- (xvii) review the adequacy of internal audit function, if any, including the structure of the internal audit department, staffing and seniority of the official heading the department, reporting structure coverage and frequency of internal audit;
- (xviii) discuss with internal auditors of any significant findings and follow up there on;
- (xix) review the findings of any internal investigations by the internal auditors into matters where there is suspected fraud or irregularity or a failure of internal control systems of a material nature and reporting the matter to the Board;
- (xx) discuss with statutory auditors before the audit commences, about the nature and scope of audit as well as post-audit discussion to ascertain any area of concern;
- (xxi) to look into the reasons for substantial defaults in the payment to the depositors, debenture holders, shareholders (in case of non-payment of declared dividends) and creditors;
- (xxii) to review the functioning of the whistle blower mechanism;
- (xxiii) monitoring the end use of funds through public offers and related matters;
- (xxiv) oversee the procedures and processes established to attend to issues relating to the maintenance of books of account, administration procedures, transactions and other matters having a bearing on the financial position of our Company, whether raised by the auditors or by any other person;
- (xxv) act as a compliance committee to discuss the level of compliance in our Company and any associated risks and to monitor and report to the Board on any significant compliance breaches;
- (xxvi) approve the appointment of the Chief Financial Officer of our Company (i.e., the whole-time Finance Director or any other person heading the finance function or discharging that function) after assessing the qualifications, experience and background, etc. of the candidate;
- (xxvii) oversee the vigil mechanism established by our Company and the chairman of audit committee shall directly hear grievances of victimisation of employees and directors, who use vigil mechanism to report genuine concerns;
- (xxviii) review the utilization of loans and/ or advances from/investment by the holding company in the subsidiary exceeding ₹100 crore or 10% of the asset size of the subsidiary, whichever is lower including existing loans / advances / investments;
- (xxix) consider and comment on rationale, cost-benefits and impact of schemes involving merger, demerger, amalgamation etc., on the



# REPORT ON CORPORATE GOVERNANCE

- Company and its shareholders; and
- (xxx) carry out any other function as is mentioned in the terms of reference of the Audit Committee and any other terms of reference as may be decided by the board of directors of our Company or specified/ provided under the Companies Act, 2013 or by the SEBI Listing Regulations or by any other regulatory authority;
- (xxxi) To formulate, review and make recommendations to the Board to amend the Audit Committee charter from time to time;
- (xxxii) oversee the procedures and processes

established to attend to issues relating to the maintenance of books of accounts, administrations procedures, transactions and other matters having a bearing on the financial position of our company, whether raised by the auditors or by any other person;

During the year under review, Audit Committee meets Five times i. e. on April 26, 2024, July 20, 2024, September 3, 2024, October 25, 2024 and January 24, 2025. The necessary quorum was present at respective meetings and the gap between two Audit Committee Meetings was not more than 120 days.

The attendance of each member of the Audit Committee is given below:-

Name of the Director	Number of meetings during the year 2024-25	
	Held during tenure	Attended
Vandana Bhagavatula*	-	-
Nishtha Neema^	5	5
Navin Patwa^^	2	2
Ramesh Patidar	5	5
Keyur Bipinchandra Thaker**	-	-
V.S.S. Pavan Kumar Hari^^^	3	3

\*Included as Chairperson w.e.f. March 20, 2025

^ceased to be Chairperson w.e.f. January 24, 2025

^^ceased to be member w.e.f. July 20, 2024

\*\*Included as member w.e.f. January 24, 2025

^^^included as member w.e.f. July 20, 2024 and ceased to be member w.e.f. March 20, 2025

At the time of AGM, Mrs. Nishtha Neema holds the designation of Chairperson, who was present at the last Annual General Meeting of the Company held on September 30, 2024. There is a change in the constitution of the committee since last AGM. Currently Mrs. Vandana Bhagavatula is Chairperson the Committee.

## b) Nomination and Remuneration Committee: -

As of March 31, 2025, the Nomination and Remuneration Committee comprises of Two Independent Directors and One is Non-Executive Director & Non-Independent Director as under:

Name of the Director	Category	Designation
Keyur Bipinchandra Thaker	Independent Director	Chairman
V.S.S. Pavan Kumar Hari	Independent Director	Member
Ramakrishna Sataluri	Non-Executive & Non-Independent Director	Member



## REPORT ON CORPORATE GOVERNANCE

The composition of the Nomination and Remuneration Committee is in conformity with the applicable provisions of Companies Act, 2013 and the SEBI (LODR) Regulations, 2015, as amended from time to time.

The scope of Nomination and Remuneration Committee is as set out in Regulation 19 of the SEBI (LODR) Regulations, 2015, read with Section 178 and other applicable provisions of the Companies Act, 2013 read with Para A of Part D of Schedule II of the SEBI (LODR) Regulations, 2015, and other applicable provisions of SEBI (Share Based Employees Benefits and Sweat Equity) Regulation, 2021 and the nomination and remuneration policy of the Company, besides other terms that may be referred by the Board of Directors.

### **The brief description of terms of reference of the Nomination and Remuneration Committee are:**

1. Formulation of the criteria for determining qualifications, positive attributes and independence of a director and recommend to the board of directors a policy relating to, the remuneration of the directors, key managerial personnel and other employees.
2. For appointment of an independent directors, evaluation of the balance of skills, knowledge and experience on the Board and on the basis of such evaluation, preparation of a description of the role and capabilities required of an independent director. The person recommended to the Board for appointment as an independent director shall have the capabilities identified in such description. For the purpose of identifying suitable candidates, the Nomination and Remuneration Committee may:
  - a. use the services of an external agencies, if required;
  - b. consider candidates from a wide range of backgrounds, having due regard to diversity; and
  - c. consider the time commitments of the candidates.
3. Formulation of criteria for evaluation of performance of independent directors and the board of directors;
4. Devising a policy on diversity of board of directors
5. Identifying persons who are qualified to become directors and who may be appointed in senior management in accordance with the criteria laid down, and recommend to the board of directors their appointment and removal;
6. Whether to extend or continue the term of appointment of the independent director, on the basis of the report of performance evaluation of independent directors;
7. Recommend to the board, all remuneration, in whatever form, payable to senior management.
8. The Nomination and Remuneration Committee, while formulating the Remuneration Policy, should ensure that –
  - a. the level and composition of remuneration be reasonable and sufficient to attract, retain and motivate directors of the quality required to run our Company successfully;
  - b. relationship of remuneration to performance is clear and meets appropriate performance benchmarks; and
  - c. remuneration to directors, key managerial personnel and senior management involves a balance between fixed and incentive pay reflecting short and long term performance objectives appropriate to the working of our Company and its goals.
9. Perform such functions as required to be performed by the compensation committee under the Securities and Exchange Board of India (Share Based Employee Benefits and Sweat Equity) Regulations, 2021, as amended, including the following:
  - a. administering the employee stock option plans of our Company, as may be required;
  - b. determining the eligibility of employees to participate under the employee stock option plans of our Company;
  - c. granting options to eligible employees and determining the date of grant;
  - d. determining the number of options to be granted to an employee;
  - e. making allotment pursuant to the employee stock option plans;
  - f. determining the exercise price under the employee stock option plans of our Company; and
  - g. construing and interpreting the employee stock option plans of our Company and any agreements defining the rights and obligations of our Company and eligible employees under the employee stock option plans of our Company, and prescribing, amending and/or rescinding rules and regulations relating to the administration of the employee stock option plans of our Company.
10. Frame suitable policies, procedures and systems to ensure that there is no violation of securities laws, as amended from time to time, including:
  - a. the Securities and Exchange Board of India (Prohibition of Insider Trading) Regulations, 2015; and



# REPORT ON CORPORATE GOVERNANCE

- b. the Securities and Exchange Board of India (Prohibition of Fraudulent and Unfair Trade Practices Relating to the Securities Market) Regulations, 2003, by the trust, our Company and its employees, as applicable.
- c. performing such other activities as may be delegated by the Board or specified or provided under the Companies Act or the SEBI LODR Regulations, and the rules and regulations made thereunder or other applicable law, including any amendments thereto as may be made from time to time.

During the year under review, the Nomination and Remuneration Committee met five times i.e. on July 20, 2024, September 3, 2024, October 7, 2024, January 24, 2025 and March 20, 2025. The necessary quorum was present at respective meeting.

The attendance of each member of the Nomination and Remuneration Committee is given below:

Name of the Director	Number of Meetings during the Year 2024-25	
	Held	Attended
Keyur Bipinchandra Thaker	5	5
Navin Patwa <sup>^</sup>	1	1
V.S.S. Pavan Kumar Hari <sup>*</sup>	4	4
Nishtha Neema <sup>^^</sup>	4	4
Ramakrishna Sataluri <sup>**</sup>	1	1

<sup>^</sup>ceased to be Chairman w.e.f. July 20, 2024

<sup>\*</sup>Included as member w.e.f. July 20, 2024

<sup>^^</sup>ceased to be member w.e.f. January 24, 2025

<sup>\*\*</sup>Included as member w.e.f. January 24, 2025

The Chairperson of the Nomination and Remuneration Committee was present at the last Annual General Meeting of the Company held on September 30, 2024.

## Performance Evaluation Criteria for Independent Directors

The Nomination and Remuneration Committee has laid down the criteria for evaluation of the performance of Independent Directors which includes parameters like knowledge and skills, professional conduct, duties, role and functions, independence, etc.

## c) Stakeholder Relationship Committee:-

As on March 31, 2025, the Stakeholder Relationship Committee comprises of Two Independent Directors and One is Executive Director as under:

Name of the Director	Category	Designation
Keyur Bipinchandra Thaker	Independent Director	Chairman
V.S.S. Pavan Kumar Hari	Independent Director	Member
Ashwin Bhootda	Executive Director	Member

The composition of the Stakeholders Relationship Committee is in conformity with the applicable provisions of Companies Act, 2013 and the SEBI (LODR) Regulations, 2015, as amended from time to time. The Company Secretary is the Secretary of the Committee.

The Scope of the Stakeholders Relationship Committee includes the reference made under regulation 20 read with Para B of Part D of Schedule II of the SEBI (LODR) Regulations, 2015, read with Section 178 and other applicable provisions of the Companies Act, 2013, besides the other terms that may be referred by the Board of Directors.

## The brief description of terms of reference of the Stakeholders Relationship Committee are:

- (i) consider and look into various aspects of interest of shareholders, debenture holders and other security holders;
- (ii) consider and resolve the grievances of security holders of the Company including compliance related;
- (iii) to transfer/transmission of shares, non-receipt of annual report, non-receipt of declared dividend,
- (iv) issue of new/duplicate certificates, general meetings etc;
- (v) formulation of procedures in line with the statutory guidelines to ensure speedy disposal of various requests received from shareholders from time to time;
- (vi) giving effect to allotment of Equity Shares, approval of transfer or transmission of Equity Shares, debentures or any other securities;
- (vii) issue of duplicate certificates and new certificates on split/consolidation/renewal, etc.;
- (viii) monitoring transfers, transmissions, dematerialization, re-materialization, splitting and consolidation of Equity Shares and other securities issued by our Company, including review of cases for refusal of transfer / transmission of shares and debentures;
- (ix) reference to statutory and regulatory authorities regarding investor grievances;

## REPORT ON CORPORATE GOVERNANCE

- (x) reviewing the measures taken for effective exercise of voting rights by the shareholders;
- (xi) reviewing adherence to the service standards adopted by the Company with respect to all the services;
- (xii) rendered by the Registrar and Share Transfer Agent;
- (xiii) to dematerialize or rematerialize the issued shares;
- (xiv) reviewing the measures and initiatives taken by the Company to reduce the quantum of unclaimed dividends;
- (xv) Ensuring timely receipt of dividend warrants/ Annual Reports/ Statutory Notices by the Shareholders of the Company; and
- (xvi) carrying out any other functions required to be carried out by the Stakeholders' Relationship Committee as contained in the SEBI Listing Regulations or any other applicable law, as and when amended from time to time

During the year under review, the Stakeholders Relationship Committee met once i.e. on October 25, 2024. The necessary quorum was present at the meeting.

The attendance of each member of the Stakeholders Relationship Committee is given below:

Name of Member	Number of Meetings during the Year 2024-25	
	Held	Attended
Keyur Bipinchandra Thaker	1	1
Navin Patwa <sup>^</sup>	-	-
Nishtha Neema <sup>^^</sup>	1	1
V.S.S. Pavan Kumar Hari <sup>*</sup>	1	1
Ashwin Bhootda <sup>**</sup>	-	-

<sup>^</sup>ceased to be member w.e.f. July 20, 2024

<sup>^^</sup>ceased to be member w.e.f. January 24, 2025

<sup>\*</sup>Included as member w.e.f. July 20, 2024

<sup>\*\*</sup>Included as member w.e.f. January 24, 2025

The Chairperson of the Stakeholders Relationship Committee was present at the last Annual General Meeting of the Company held on September 30, 2024.

### d) Risk Management Committee:

As on March 31, 2025, the Risk Management Committee comprises of Two Executive Directors and one is Independent Director as under:

Name of the Director	Category	Designation
Ramesh Patidar	Executive Director	Chairman
Ashwin Bhootda	Executive Director	Member
V.S.S. Pavan Kumar Hari	Independent Director	Member

The composition of the Risk Management Committee is in conformity with the applicable provisions of the SEBI (LODR) Regulations, 2015, as amended from time to time.

The Scope of Risk Management Committee includes the references made under Regulation 21 read with Para C of Part D of Schedule II of the SEBI (LODR) Regulations, 2015, beside the other terms that may be referred by the Board of Directors.

### The brief description of terms of reference of the Committee is as under:

- (1) To formulate a detailed risk management policy which shall include:
  - (a) A framework for identification of internal and external risks specifically faced by the listed entity, in particular including financial, operational, sectoral, sustainability (particularly, ESG related risks), information, cyber security risks or any other risk as may be determined by the Committee.
  - (b) Measures for risk mitigation including systems and processes for internal control of identified risks.
  - (c) Business continuity plan.
- (2) To ensure that appropriate methodology, processes and systems are in place to monitor and evaluate risks associated with the business of the Company;
- (3) To monitor and oversee implementation of the risk management policy, including evaluating the adequacy of risk management systems;
- (4) To periodically review the risk management policy, at least once in two years, including by considering the changing industry dynamics and evolving complexity;
- (5) To keep the board of directors informed about the nature and content of its discussions, recommendations and actions to be taken;
- (6) The appointment, removal and terms of remuneration of the Chief Risk Officer (if any) shall be subject to review by the Risk Management Committee.



# REPORT ON CORPORATE GOVERNANCE

The Risk Management Committee shall coordinate its activities with other committees, in instances where there is any overlap with activities of such committees, as per the framework laid down by the board of directors.

During the year under review, the Risk Management Committee met two times i.e. on April 26, 2024 and October 25, 2024. The necessary quorum was present at the meeting.

**The attendance of each member of the Risk Management Committee is given below:**

Name of Member	Number of Meetings during the Year 2024-25	
	Held	Attended
Ramesh Patidar	2	2
Navin Patwa <sup>^</sup>	1	1
Nishtha Neema <sup>^^</sup>	2	2
V.S.S. Pavan Kumar Hari <sup>*</sup>	1	0
Ashwin Bhootda <sup>**</sup>	-	-

<sup>^</sup>ceased to be member w.e.f. July 20, 2024

<sup>^^</sup>ceased to be member w.e.f. January 24, 2025

<sup>\*</sup>included as member w.e.f. July 20, 2024

<sup>\*\*</sup>included as member w.e.f. January 24, 2025

The Chairperson of the Risk Management was present at the last Annual General Meeting of the Company held on September 30, 2024.

## e) Corporate Social Responsibility Committee:-

As on March 31, 2025, the Corporate Social Responsibility Committee ("CSR Committee") comprises of Two Independent Directors and One is Executive Director as under:

Name of the Director	Category	Designation
Ashwin Bhootda	Executive Director	Chairman
Keyur Bipinchandra Thaker	Independent Director	Member
Bhim Singh	Independent Director	Member

The composition of the CSR Committee is in conformity with the applicable provisions of Companies Act, 2013, as amended from time to time.

The Scope of the CSR Committee includes the references made under section 135 and other applicable provisions of the Companies Act, 2013, and Corporate Social Responsibility

policy of the Company, beside the other terms that may be referred by the Board of Directors.

**The brief description of terms of reference of the CSR Committee are:**

- To formulate and recommend to the Board, a Corporate Social Responsibility Policy which shall indicate the activities to be undertaken by the company as specified in Schedule VII of the Companies Act and the rules made thereunder and make any revisions therein as and when decided by the Board;
- To identify corporate social responsibility policy partners and corporate social responsibility policy programs;
- To formulate and recommend to the Board, an annual action plan in pursuance to the Corporate Social Responsibility Policy, which shall include the following, namely:
  - the list of Corporate Social Responsibility projects or programmes that are approved to be undertaken in areas or subjects specified in the Schedule VII of the Companies Act;
  - the manner of execution of such projects or programmes as specified in Rule 4 of the Companies (Corporate Social Responsibility Policy) Rules, 2014;
  - the modalities of utilization of funds and implementation schedules for the projects or programmes;
  - monitoring and reporting mechanism for the projects or programmes; and
  - details of need and impact assessment, if any, for the projects undertaken by the company.

Provided that the Board may alter such plan at any time during the financial year, as per the recommendations of the Corporate Social Responsibility Committee, based on the reasonable justification to that effect.

- To recommend the amount of expenditure to be incurred for the corporate social responsibility activities and the distribution of the same to various corporate social responsibility programs undertaken by the Company;
- To delegate responsibilities to the corporate social responsibility team and supervise proper execution of all delegated responsibilities;
- To review and monitor the implementation of corporate social responsibility programs and issuing necessary directions as required for proper implementation and timely completion of corporate social responsibility programs; and



## REPORT ON CORPORATE GOVERNANCE

7. To perform such other duties and functions as the Board may require the corporate social responsibility committee to undertake to promote the corporate social responsibility activities of the Company and exercise such other powers as may be conferred upon the CSR Committee in terms of the provisions of Section 135 of the Companies Act.

During the year under review, the CSR Committee of the Company met once i.e. on July 20, 2024.. The necessary quorum was present at the respective meetings.

The attendance of each member of the Corporate Social Responsibility Committee at the Meetings held during financial year 2024-25 is given below:

Name	Number of Meetings during the Year 2024-25	
	Held	Attended
Keyur Bipinchandra Thaker	1	1
Navin Patwa <sup>^</sup>	1	1
Ashwin Bhootda <sup>*</sup>	-	-
Bhim Singh <sup>*</sup>	-	-
Nishtha Neema <sup>^^</sup>	1	1
V.S.S. Pavan Kumar Hari <sup>^^</sup>	-	-

<sup>^</sup>ceased to member w.e.f. July 20, 2024

<sup>\*</sup>included as Chairman w.e.f. January 24, 2025

<sup>^^</sup>ceased to be member w.e.f. January 24, 2025

<sup>^^^</sup>included as member w.e.f. July 20, 2024 and ceased to be member w.e.f. January 24, 2025

The Chairman of the Corporate Social Responsibility Committee i.e. Mr. Keyur Bipinchandra Thaker was present at the last Annual General Meeting of the Company held on September 30, 2024. As the Committee was reconstituted after the Annual General Meeting. Currently Mr. Ashwin Bhootda is Chairman of the Committee.

#### 4. Other Non-Statutory Committee- Treasury Committee:

Treasury Committee of the company has been constituted by the Board of Directors, Comprising of Ramesh Patidar, Chairman, Dinesh Patidar and Keyur Bipinchandra Thaker being Members of the committee. Additionally, the Board of Directors, had delegated some powers to the treasury committee. The brief description of terms of reference of the Treasury Committee are:

a) To borrow monies;

- b) To invest the funds of the company;
- c) To grant loans or give guarantee or provide security in respect of loans;
- d) To authorize any person for banking operations
- e) To authorize any person for application of Digital signature
- f) To authorize any person for representation before any legal authority.
- g) To authorize any other general purpose.

#### 5. Independent Director's Meeting: -

In accordance with the provisions of Schedule IV of the Companies Act 2013, and regulation 25(3) of SEBI (Listing Obligation and Disclosure Requirements) Regulations, 2015 a separate meeting of the Independent Directors was held on January 24, 2025 without the attendance of Non-Independent Directors and Members of the management.

The following Independent Directors were present at the Meeting namely Keyur Bipinchandra Thaker, Nishtha Neema, Bhim Singh, V.S.S. Pavan Kumar Hari and H.S. Patel.

The Independent Directors reviewed the performance of Non-Independent Directors and the Board as a whole in the meeting including the performance of the Chairman of the Company. and also assisted in the quantity and quality and timeliness of law of information between Company Management and Board.

#### 6. Senior management:

The details of the Senior Management Personnel of the Company identified in accordance with the Act and Regulation 16 (1)(d) of the Listing Regulations, as recommended by the Nomination & Remuneration Committee and approved by the Board, as on March 31<sup>st</sup>, 2025, are given below:

Sr. No.	Name	Designation
1.	Chinmay Jain	Chief Technology Officer
2.	B. M. Sharma	Head (Operations and Human Resource)
3	Ravi Patidar	Associate Director
4.	Ashish Rathi	Associate Director



# REPORT ON CORPORATE GOVERNANCE

## 7. Remuneration/Sitting fees paid to Directors

The remuneration of the Executive Directors is recommended by the Nomination and Remuneration Committee to the Board based on criteria such as industry benchmarks, the Company's performance vis-à-vis the industry, responsibilities shouldered, performance/track record, macro-economic review on remuneration packages of heads of other organizations. On the recommendation of the Nomination and Remuneration Committee, the remuneration paid/payable by way of salary, perquisites and allowances (fixed component), incentive and/or commission (variable components), to its Executive Directors within the limits prescribed under the Act is approved by the Board of Directors and by the Members in the General Meeting. The Executive Directors

are not being paid sitting fees for attending meetings of the Board of Directors. The Company has granted 84000 stock options to its Key Managerial Personnel & Senior Management personnel.

### Criteria for making payments to Non-Executive Directors:

There were no pecuniary relationships or transactions of Non-Executive Directors with the Company other than receiving sitting fees, commission, consultancy fees, if any and reimbursement of expenses incurred by them for the purpose of attending meetings of the Board/Committee(s) of the Company as applicable. The Non-Executive Directors are paid ₹ 1,00,000 towards sitting fees for attending each of the Board Meeting. The Non-Executive Directors are not entitled for Stock Options.

Following table gives the details of remuneration paid to Directors for the financial year ended March 31, 2025. The Company did not advance loans to any of its Directors during 2024-2025.

Remuneration paid to Directors during the financial year ended March 31, 2025 (₹ in Crore)

Name	Salary & Perquisites	Sitting fees	Commission	Total
<b>Executive Director</b>				
Dinesh Patidar	9.00	-	-	9.00
Sunil Patidar	0.12	-	-	0.12
Ramesh Patidar	0.75	-	-	0.75
Ashwin Bhootda	0.28	-	-	0.28
<b>Non-Executive Director</b>				
Ramkrishna Sataluri	-	0.04	0.04	0.08
Navin Sunderlal Patwa	-	0.02	-	0.02
Nishtha Neema	-	0.05	-	0.05
Keyur Bipinchandra Thaker	-	0.05	0.07	0.12
Bhim Singh	-	0.06	0.06	0.12
V.S.S. Pavan Kumar Hari	-	0.06	0.06	0.12
H.S. Patel	-	0.06	0.06	0.12
Vandana Bhagavatula	-	-	-	-

## REPORT ON CORPORATE GOVERNANCE

### 8. General Body Meetings: -

- The details of last three Annual General Meeting and Extra-Ordinary General Meeting are as follows: -

Year	AGM/EGM	Date of AGM/EGM	Time	Venue
2021-22	AGM	September 29, 2022	01:00 P.M.	Through video conferencing ("V.C.")/ other Audio Visual means ("OAVM")
2022-23	AGM	September 28, 2023	01:00 P.M.	Through video conferencing ("V.C.")/ other Audio Visual means ("OAVM")
2023-24	AGM	September 30, 2024	02:00 P.M.	Through video conferencing ("V.C.")/ other Audio Visual means ("OAVM")

- Special resolutions passed in the last three years: -

S. No.	Special Resolution Passed	AGM
1.	No Special Resolution was passed in the 27 <sup>th</sup> Annual General Meeting held on September 29, 2022.	27 <sup>th</sup> AGM
2.	To approve the Re-designation and Re-appointment of Mr. Dinesh Patidar (DIN: 00549552) for three years as Chairman cum Whole Time Director To approve the Re-designation and Re-appointment of Mr. Ramesh Patidar (DIN: 00931437) for three years as Managing Director	28 <sup>th</sup> AGM
3.	Appointment of Mr. Ashwin Bhootda (DIN: 10236282) as a Whole time Director of the Company Appointment of Mr. Hirabhai Somabhai Patel (DIN: 00541411) as an Independent Director of the Company. Appointment of Mr. Bhim Singh (DIN: 08189580) as an Independent Director of the Company Appointment of Mr. Venkata Samrajya Sri Pavan Kumar Hari (V.S.S. Pavan Kumar Hari) (DIN: 10665196) as an Independent Director of the Company Approval of Shakti Pumps (India) Limited Employees Stock Option Plan 2024 ("Shakti Pumps ESOP 2024") for eligible employees of the Company.	29 <sup>th</sup> AGM

- Details of special resolution passed through postal ballot during the financial year 2024-25:-

During the financial year 2024-25, the Company sought the approval of the Members through postal ballot pursuant to Section 110 of the Act read with rules made thereunder, the details of which are given below

Date of the Notice	Date of Declaration of Result	Resolutions passed through Postal Ballot	Type of Resolution	Votes in favor	Votes in Against
October 07, 2024	November 11, 2024	Appointment of Mr. Ramakrishna Sataluri (DIN: 08903553) as Non-executive & Non-independent Director of the Company	Special Resolution	1,22,18,254	20,640
January 07, 2025	February 13, 2025	To approve Raising of Funds in one or more tranches, by issuance of Equity Shares and/ or other eligible securities	Special Resolution	7,13,02,733	972



# REPORT ON CORPORATE GOVERNANCE

Date of the Notice	Date of Declaration of Result	Resolutions passed through Postal Ballot	Type of Resolution	Votes in favor	Votes in Against
March 20, 2025	April 22, 2025	Appointment of Mrs. Vandana Bhagavatula (DIN:08352752) as Non-Executive Woman Independent Director of the Company.	<b>Special Resolution</b>	<b>7,08,46,625</b>	<b>1,248</b>
		Approval for power to borrow funds pursuant to the provisions of Section 180(1)(c) of the Companies Act, 2013 not exceeding the limit of ₹2000 Crores.	<b>Special Resolution</b>	<b>7,06,09,219</b>	<b>2,48,578</b>
		Approval for power to create charge on the assets of the company to secure borrowings up to ₹ 2,000 Crores pursuant to Section 180(1)(a) of the Companies Act, 2013.	<b>Special Resolution</b>	<b>7,05,98,849</b>	<b>2,48,952</b>

Mr. Manish Maheshwari, M. Maheshwari & Associates, Company Secretaries (Membership Number : FCS 5174) acted as the Scrutiniser to scrutinise the conduct of the postal ballot process and the remote e-voting in a fair and transparent manner.

**Procedure for postal ballot:** The postal ballot was carried out as per the provisions of Sections 108 and 110 and other applicable provisions of the Act, read with the Rules framed thereunder and applicable circulars issued by the Ministry of Corporate Affairs from time to time.

## 9. Means of Communications:-

- Quarterly Results: The quarterly financial results of the Company are sent to the Stock Exchange and then they are being published in the newspapers having wide coverage and are also displayed on the Company's website <https://shaktipumps.com/>.
- Newspapers wherein results normally published: Are being published normally in at least one English language national daily newspaper circulating in the whole or substantially the whole of India and in one daily newspaper published in the language of the region i.e. Hindi daily newspaper.
- Website, where the results, official news releases and presentation made to institutional investors or analysts are displayed:- <https://shaktipumps.com/>.

## 10. General Shareholders Information:-

### (a) Annual General Meeting to be held (Day, date, time and venue) :-

Day	Thursday
Date	September 25, 2025
Time	11:30 A.M.
Venue	Annual General Meeting through VC/OAVM facility  Deemed Venue for Meeting will be the corporate office of the Company situated at Plot No. C-04, Silver Spring, Phase-2, Business Park, By-pass Road, Opp D Mart, Indore (M.P.) India 452020.

### (b) Financial year:- 1<sup>st</sup> April, 2025 to 31<sup>st</sup> March, 2026

### (c) Financial Calendar 2025-26:-

- Financial Reporting for the Quarter ending June 30 2025:- On or before August 14, 2025.
- Financial Reporting for the Quarter ending September 30, 2025:- On or before November 14, 2025.
- Financial Reporting for the Quarter ending December 31, 2025:- On or before February 14, 2026.
- Financial Reporting for the Quarter and Year ending March 31, 2026:- On or before May 30, 2026.

### (d) Book Closure Date:-

From Friday, September 19, 2025 to Thursday, September



## REPORT ON CORPORATE GOVERNANCE

25, 2025, (both days inclusive) for the purpose of Annual General Meeting.

### (e) Dividend Announcement:-

The Board has recommended a dividend of ₹ 1.00 (10%) per share on the equity shares of a face value of ₹ 10 for the year ended 31<sup>st</sup> March, 2025, for declaration by the Members of the Company at the forthcoming 30<sup>th</sup> Annual General Meeting. Dividend shall be paid within 30 days of declaration of dividend.

### (f) Unclaimed Dividend: -

Pursuant to the provisions of Section 124(5) of the Companies Act, 2013, if the dividend transferred to the Unpaid Dividend Account of the Company remains unpaid or unclaimed for a period of seven years from the date of such transfer then such unclaimed or unpaid dividend shall be transferred by the company to the Investor Education and Protection Fund ('the IEPF'), a fund established under sub-section (1) of section 125. The Company has sent intimation to all such shareholders who have not claimed their dividend for seven consecutive years. The details of unclaimed/unpaid dividend are also available on the website of the Company viz. [www.shaktipumps.com](http://www.shaktipumps.com).

The Company has transferred all unpaid/unclaimed equity dividends up to the financial year 2016-17 to the Investor Education & Protection Fund (IEPF) established by the Central Government pursuant to Section 125 of Companies Act, 2013.

The Company has appointed a Nodal Officer under the provisions of IEPF, the details of which are available on the website of the Company at <https://shaktipumps.com/>.

### (g) Listing Details: -

Company's equity shares are listed on the following stock exchanges. The annual listing fee for the year 2025-26 has been paid to both these stock exchanges.

Name and Address of Stock Exchanges	Stock Code/Symbol
BSE Limited (BSE) P.J. Towers, Dalal Street, Mumbai-400001	531431
National Stock Exchange of India Limited (NSE) "Exchange Plaza", Bandra-Kurla Complex, Bandra (E), Mumbai - 400 051.	SHAKTIPUMP

**ISIN Code: - INE908D01010.**

**Custodial fee:-** The Company has paid the custodial fee to the NSDL and CDSL for the Financial Year 2025-26.

**Corporate Identification Number (CIN):**

-L29120MP1995PLC009327.

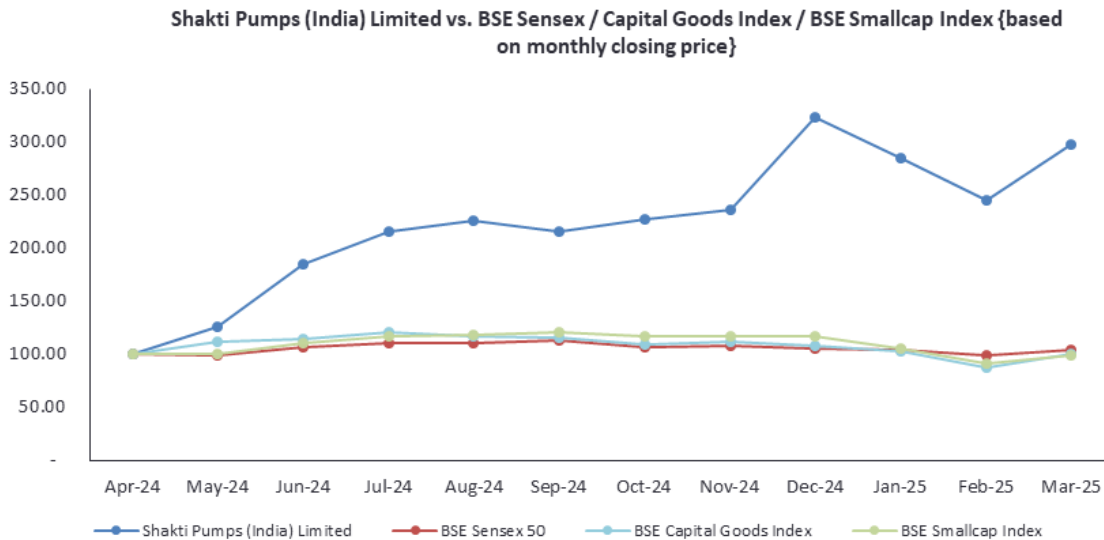
**Stock Market data:** A Market price data of the Company's shares traded on BSE Limited (BSE) and National Stock Exchange of India Limited (NSE) during the financial year 2024-25:-

Month- Year	BSE		NSE	
	High	Low	High	Low
Apr-24	329.11	233.54	330.23	233.38
May-24	470.59	345.56	469.19	345.31
Jun-24	610.86	396.66	610.78	396.54
Jul-24	755.76	641.4	752.68	641.32
Aug-24	811.69	721.03	812.57	720.66
Sep-24	745.28	662.49	748.42	662.88
Oct-24	830.03	710.32	827.69	706.57
Nov-24	869.4	731.41	868.05	729.6
Dec-24	1098.7	764.05	1100.2	764.75
Jan-25	1337.85	941.15	1344.85	941.6
Feb-25	989.45	808.5	990	808
Mar-25	1018.3	784.7	1017.2	785.1



# REPORT ON CORPORATE GOVERNANCE

## (h) Performance in Comparison to Broad-based Indices



## (i) Registrar and Share Transfer agent: -

### ADROIT CORPORATE SERVICES P LTD

18-20, Jafferbhoy Industrial Estate, 1st Floor, Makwana Road, Marol, Andheri (E), Mumbai-400059 (MH.), India

Phone No.:-022- 42270400

Email: info@adroitcorporate.com.

## (j) Share transfer system: -

All valid requests for transfer of equity shares in physical mode received for transfer at the office of the Registrar and Share Transfer Agents or at the Registered Office / Corporate Office of the Company are processed and returned within a period of fifteen days from the date of receipt.

In terms of amended Regulation 40 of Listing Regulations w.e.f. April 01, 2019, transfer of securities in physical form shall not be processed unless the securities are held in the demat mode with a Depository Participant. Further, with effect from January 24, 2022, SEBI has made it mandatory for listed companies to issue securities in demat mode only while processing any investor service requests viz. issue of duplicate share certificates, exchange/sub-division/splitting/consolidation of securities, transmission/transposition of securities. Vide its Circular dated January 25, 2022, SEBI has clarified that listed entities/RTAs shall now issue a Letter of Confirmation in lieu of the share certificate while processing any of the foresaid investor service request

## (k) Shareholding as on March 31, 2025: -

- Distribution of Shareholding as on March 31, 2025.

Nominal Value (₹)	No. of Shareholders	%	Number of Shares	Face Value per equity shares (in ₹)	% of Shareholding
Up to-5000	193033	94.65	10918506	109185060	9.08
5001-10,000	5703	2.80	3970228	39702280	3.30
10,001-20,000	2741	1.34	3862394	38623940	3.21
20,001-30,000	951	0.47	2417180	24171800	2.01
30,001-40,000	325	0.16	1134558	11345580	0.94
40,001-50,000	242	0.12	1098984	10989840	0.91
50,001-1,00,000	476	0.23	3280872	32808720	2.73
1,00,000 & above	472	0.23	93527878	935278780	77.80
<b>Total:</b>	<b>203943</b>	<b>100.00</b>	<b>120210600</b>	<b>1202106000</b>	<b>100.00</b>

## REPORT ON CORPORATE GOVERNANCE

### ● Categories of Shareholding as on March 31, 2025.

S. No.	Category	No. of Shares held	% of Shareholding
<b>(A)</b>	<b>Shareholding of Promoter &amp; Promoter Group</b>		
(1)	Indian	6,20,37,196	51.61
(2)	Foreign	-	-
	<b>Total Shareholding of Promoter and Promoter Group</b>	<b>6,20,37,196</b>	<b>51.61</b>
<b>(B)</b>	<b>Public Shareholding</b>		
(1)	Institutions	61,97,066	5.16
(2)	Non-institutions	4,67,77,610	38.91
	<b>Total Public Shareholding</b>	<b>5,81,73,404</b>	<b>48.39</b>
<b>(C)</b>	<b>Shares held by Custodians and against which Depository Receipts have been issued</b>		
(1)	Promoter and Promoter Group	-	-
(2)	Public	-	-
	<b>Total (A) + (B) + (C)</b>	<b>12,02,10,600</b>	<b>100.00</b>

### ● Dematerialization of Shares March 31, 2025.

S. No.	Mode of Holding	No. of Shareholders	No. of Shares	% age
1	CDSL	153700	35522460	29.55
2	NSDL	50229	84678938	70.44
3	Physical	14	9202	0.01
	<b>Total</b>	<b>203943</b>	<b>120210600</b>	<b>100.00%</b>

99.99% of the Company's Paid-up Equity Share Capital is dematerialized as on 31st March, 2025. Trading in Equity Shares of the Company is permitted only in dematerialized form.

#### (I) Foreign exchange risk and hedging activities: -

The company has exposure to foreign exchange risk vis-à-vis Total Sales /Purchases of the Company.

The Company has a mechanism in place wherein a dedicated team keeps a close watch on the market behaviour and adopts best purchase /sale practices to minimize the effect of price/foreign exchange fluctuation.

The Company has not however undertaken any hedging activities during the year under review.

#### (m) Plant Location: -

Main Unit: Plot No. 401, 402 & 413 Sector III, Industrial Area Pithampur Dist. Dhar (M.P.) 454774

SEZ Address: Plot No. F-14 & 15 Phase-I Sector No.3 Special Economic Zone Pithampur Dist. Dhar (M.P.) 454774

#### (n) Address for correspondence: -

The Shareholder may address their communication/ suggestions/grievances/queries to: -

The Company Secretary

**Shakti Pumps (India) Limited**

C-04, Silver Spring, Phase-2, Business Park,

By-pass Road, Opp D Mart,

Indore-452020. (M.P.) India

And

Plot No. 401, 402, 413, Sector III, Industrial Area

Pithampur Dist. Dhar- M.P.-454774

Tel:- 7292410352

Fax:-7292410519

Email:-cs@shaktipumpsindia.com



# REPORT ON CORPORATE GOVERNANCE

## (o) Credit Rating: -

**INDIA Ratings & Research Private Limited** has assigned the Ratings for various Bank facilities:

Instrument Type	Size of Issue (Million)	Rating
Fund-based limits	INR 2,800.00	IND A+/Stable/ IND A1
Fund-based limits	INR 1,850.00	IND A+/Stable/ IND A1
Non-fund-based limits	INR 3,585.00	IND A+/Stable/ IND A1
Non-fund-based limits	INR 1,750.00	IND A+/Stable/ IND A1
Proposed working capital limits	INR 1,090.70	IND A+/Stable/ IND A1
Proposed working capital limits	INR 2024.30	IND AA-/Stable/IND A1+

## 11. Other Disclosures :-

- Policy on dealing with Related Party Transactions and materially significant related party transactions

All transaction entered into with related Parties as defined under Companies Act, 2013 and the SEBI (Listing Obligations and Disclosure Requirements) Regulations, 2015 during the financial year were in the ordinary course of Business and at arm length basis. None of the transactions entered with the related parties during the financial year conflicted with Company's interest.

The Board has approved a policy for related party transactions which has been uploaded on the Company's website. The web-link as required under the SEBI (LODR) Regulations, 2015 is as under:

<https://shaktipumps.com/policies-and-programmes/>.

- Details of non-compliances by the Company, penalties, strictures imposed on the Company by Stock Exchange or SEBI or any other statutory authority on any matter related to the capital market during the last three years:

The Company has complied with the requirements of SEBI (Listing Obligations and Disclosure Requirements) Regulations, 2015 with stock exchanges as well as regulations and guidelines of SEBI. No penalties/strictures were imposed against by SEBI and Stock Exchanges any other statutory authority on any matter related to the capital market during last three year

Except the Company has filed an appeal with SAT on November 7, 2023, challenging the SEBI Adjudicating Officer's order dated December 1, 2022 imposed penalty of ₹2,00,000/- under violation of PIT regulation. Subsequently, SAT's order dated January 29, 2025, quashed the SEBI Order.

A qualified practicing Company Secretary carried out a share capital audit to reconcile the total admitted equity share capital with the National Securities Depository

Limited (NSDL) and the Central Depository Services (India) Limited (CDSL) and the total issued and listed equity share capital. The audit report confirms that the total issued/paid-up capital is in agreement with the total number of shares in physical form and the total number of dematerialized shares held with NSDL and CDSL.

The Company has also undertaken Secretarial Audit for the financial year 2024-25 which, inter alia, includes audit of compliance with Companies Act and Rules made under the Act, SEBI (Listing Obligations and Disclosure Requirements) Regulations, 2015 and Guidelines prescribed by the Securities and Exchange Board of India. The Secretarial Audit Report is annexed with this annual report.

- Vigil Mechanism/ Whistle Blower Policy: -**

In Compliance with the provision of Section 177 (9) of the Companies Act, 2013 and regulation 4 of the SEBI (Listing Obligation and Disclosure Requirements) Regulations, 2015, the Company framed a Vigil Mechanism/ Whistle Blower Policy and the same has also been placed on the website of the Company i.e. on <https://shaktipumps.com/policies-and-programmes/>. None of the employees of the Company has been denied access to the Audit Committee.

- Details of Compliance with mandatory requirements and adoption of non-mandatory requirements: -**

The Company has complied with all the mandatory requirements of the Listing Obligations. The company has also adopted the following non mandatory requirements as provided under Listing Obligations:

- The internal auditors of the company are directly reporting to the audit committee of the Board.
- The Company has laid down Risk Assessment and Minimization procedures and the same is periodically reviewed by the Board to ensure that the executive management controls the risk in properly defined framework.



## REPORT ON CORPORATE GOVERNANCE

c) The Company properly advised and cautioned the management, staff and other relevant business associates on the procedure to be followed while dealing with the securities of the Company in the light of the SEBI (Prohibition of Insider Trading) Regulations, 2015. The same has been displayed in the Company's website <https://shaktipumps.com/>.

### ● Policy for determining Material Subsidiaries: -

The Company has formed the policy for determining 'material' subsidiaries'. The same has been placed on the website of the Company and web-link to the same is as under:

<https://shaktipumps.com/policies-and-programmes/>

### ● Commodity Price risks and Hedging Activities:-

The Company is not dealing in Commodity Trading, so price risks and hedging activities are not applicable to Company.

### ● Details of Utilization of funds:-

The Company has allotted 16,54,944 @ ₹ 1208.5 each fully paid equity shares of the face value of ₹10.00 each for an amount of ₹200 Crores to SBI Mutual Funds and LIC Mutual Funds, a Qualified Institutional Buyer, by way of a Qualified Institutional Placement basis on March 22, 2024.

The Issue opened on March 19<sup>th</sup>, 2024 and closed on March 22, 2024. Funds utilized up to March 31<sup>st</sup> 2025- ₹ 82.80 Crores.

### ● Recommendations of the Committees:-

All recommendations of the committees have been considered by the Board of Directors, from time to time, while arriving at any decision, and there has been no instance during the year under review, where any such recommendation which is mandatory in nature has not been abide with.

### ● Fees to the Statutory Auditors of the Company: -

The total fees for all services paid by the Company to M/s. Price Waterhouse Chartered Accountants LLP Statutory Auditors during the financial year 2024-25 is ₹ 47 Lacs.

### ● Disclosures in relation to the Sexual Harassment of Women at Workplace (Prevention, Prohibition and Redressal) Act, 2013.

The Company is committed to ensuring that all employees work in an environment that not only promotes diversity and equality but also mutual trust, equal opportunity and respect for human rights. The Company is also committed

to provide a work environment that ensures every woman employee is treated with dignity, respect and afforded equal treatment.

The Company has formulated a Policy on prevention of Sexual Harassment in accordance with the provisions of the Sexual Harassment of Women at Workplace (Prevention, Prohibition and Redressal) Act, 2013 and the Rules made thereunder which is aimed at providing every woman at the workplace a safe, secure and dignified work environment.

Your Company has constituted Internal Committees.

Number of Complaints filed during the FY 2024-25	0
Number of Complaints disposed off During the FY 2024-25.	0
Number of Complaints pending as on 31 <sup>st</sup> March, 2025	0

### ● Loans and Advances by the Company and its Subsidiaries:

Loans and advances forms part of the related party disclosures in the notes to the financial statements for the financial year ended March 31, 2025.

Further, during the year, the Company has not provided any loans or advances to firms/companies in which directors are interested.

### ● Subsidiary Company Details:

Following are the subsidiaries of the company. The minutes of the Board Meetings of the subsidiary companies along with the details of significant transactions and arrangements entered into by the subsidiary companies are shared with the Board of Directors on a quarterly basis. The financial statements of the subsidiary companies are presented to the Audit Committee.

NAME OF COMPANY	RELATION
Shakti Pumps USA, LLC	Wholly Owned Subsidiary
Shakti Pumps (FZE) UAE	Wholly Owned Subsidiary
Shakti Pumps (Bangladesh) Limited	Wholly Owned Subsidiary
Shakti Energy Solutions Limited (Formerly Known as Shakti Energy Solutions Private Limited)	Wholly Owned Subsidiary
Shakti EV Mobility Private Limited	Wholly Owned Subsidiary



# REPORT ON CORPORATE GOVERNANCE

## Material Subsidiary Details:

The Company has one (1) material subsidiary i.e Shakti Energy Solutions Limited (Formerly Known as Shakti Energy Solutions Private Limited) as on the date of this Report, having an income exceeding 10% of the consolidated income of the Company. It was incorporated on September 06, 2010 as Private Limited Company having registered office at Plot No.155, 156 Sector III Industrial Growth Centre, Dhar, Pithampur, Madhya Pradesh, India, 454774, Later on February 07, 2025 converted to Public Limited Company. M/s. S.B. Patidar & Company, Chartered Accountants, has been appointed as a statutory auditors of the company for the period of 5 years at AGM held on September 28, 2021. The information in respect of the loans and advances in the nature of loans to subsidiaries pursuant to Regulation 34 of the Listing Regulations is provided in Notes to the standalone financial statements.

## 12. NON-COMPLIANCE OF ANY REQUIREMENT OF CORPORATE GOVERNANCE REPORT OF SUB-PARAS (2) TO (9) ABOVE, WITH REASONS THEREOF SHALL BE DISCLOSED.

There have been no instances of non-compliance of any requirements of the Corporate Governance as prescribed by the SEBI (LODR) Regulations, 2015.

## 13. THE DISCLOSURES OF THE COMPLIANCE WITH CORPORATE GOVERNANCE REQUIREMENTS SPECIFIED IN REGULATION 17 TO 27 AND CLAUSES (B) TO (I) OF SUB-REGULATION (2) OF REGULATION 46 SHALL BE MADE IN THE SECTION ON CORPORATE GOVERNANCE OF THE ANNUAL REPORT:

The Company has complied with the Corporate Governance requirements specified in Regulation 17 to 27 and clauses (b) to (i) of sub-regulation (2) of Regulation 46 of the SEBI (LODR) Regulations, 2015 and paras (2) to (10) mentioned in part 'C' of Schedule V of the SEBI (LODR) Regulations, 2015 during the year under review.

### Outstanding unclaimed shares

Pursuant to Regulation 34(3) and Part F of Schedule V to the SEBI (LODR) Regulations, 2015, the Company does not have its equity shares in the Demat suspense account or unclaimed suspense account and the disclosure is form part of this Report.

### Agreements binding listed entities

Pursuant to Regulation 30A of the Listing Regulations, no agreement has been entered or executed by the shareholders, promoters, promoter group entities,

related parties, directors, key managerial personnel and employees of the Company during the financial year.

## CODE OF CONDUCT

The Board of Directors has laid down a Code of Conduct, which is applicable to all Directors and Senior Management personnel of the Company. The Code has also been posted on the website of the Company.

All Board Members and Senior Management Executives have affirmed compliance with the Code of Conduct for the Financial Year 2024-25. An annual declaration signed by the Whole-Time Director & Chief Executive Officer of the Company affirming compliance to the Code by the Board of Directors and the Senior Management forms part of the report. The Code of Conduct is placed on the website of the Company and web-link to the same is as follows: <https://shaktipumps.com/policies-and-programmes/>.

## STATUTORY CERTIFICATES:

### CEO/ CFO CERTIFICATION

In compliance with Regulation 17(8) of the SEBI (LODR) Regulations, 2015, a certificate from Managing Director and Chief Financial Officer of the Company to the Board of Directors as specified in Part B of Schedule II of the said Regulations forms part of the report.

### CERTIFICATE FROM SECRETARIAL AUDITOR ON CORPORATE GOVERNANCE

The Company has complied with all the mandatory requirements specified in Regulations 17 to 27 and clauses (b) to (i) of sub regulation (2) of Regulation 46 of the SEBI Listing Regulations.

It has obtained a certificate affirming the compliances from M/s M. Maheshwari & Associates, Practising Company Secretaries, affirming compliance of Corporate Governance requirements during the FY24-25 and the same is form part of the Report.

### CERTIFICATE FROM SECRETARIAL AUDITOR PURSUANT TO SCHEDULE V OF THE LISTING REGULATIONS

A certificate from M/s M. Maheshwari & Associates, Practising Company Secretaries, pursuant to Schedule V of the Listing Regulations, confirming that none of the Directors on the Board of the Company has been debarred or disqualified from being appointed or continuing as director of the Company by the Securities and Exchange Board of India, Ministry of Corporate Affairs or any such statutory authority as on March 31, 2025, is annexed to this report

## CERTIFICATION BY MANAGING DIRECTOR AND CHIEF FINANCIAL OFFICER

To,  
The Board of Directors,  
**Shakti Pumps (India) Limited**

We the undersigned, in our respective capacities as Managing Director and Chief Financial Officer of Shakti Pumps (India) Limited, to the best of our knowledge and belief certifies that:-

- a) We have reviewed financial statements and the cash flow statement for the financial year ended March 31, 2025 and that to the best of our knowledge and belief;
  - i. These statements do not contain any materially untrue statement or omit any material fact or contain any statements that might be misleading;
  - ii. These statements together present a true and fair view of the Company's affairs and are in compliance with existing IND AS, applicable laws and regulations.
- b) We further state that to the best of our knowledge and belief, there are no transactions entered into by the Company during the year, which are fraudulent, illegal or violative of the Company's Code of Conduct.
- c) We hereby declare that all the members of the Board of Directors and Management Committee have confirmed compliance with the Code of Conduct as adopted by the Company.
- d) We accept responsibility for establishing and maintaining internal controls for financial reporting and that we have evaluated the effectiveness of internal control systems of the Company pertaining to financial reporting of the Company and have disclosed to the Auditors and Audit Committee, deficiencies in the design or operation of internal controls, if any, of which we are aware and the steps we have taken or proposed to take to rectify these deficiencies.
- e) We have indicated, to the Auditors and the Audit Committee:-
  - i. significant changes, if any, in internal control over financial reporting during the year;
  - ii. significant changes, if any, in the accounting policies during the year and that the same has been disclosed in the notes to the financial statements; and
  - iii. Instances of significant fraud of which we have become aware and the involvement therein, if any, of the management or an employee having significant role in the Company's internal control system over the financial reporting.

**For Shakti Pumps (India) Limited**

**Date:** August 01, 2025  
**Place:** Indore

**Ramesh Patidar**  
Managing Director

**Dinesh Patel**  
Chief Financial Officer

---

## DECLARATION OF CODE OF CONDUCT

I, **Ramesh Patidar**, Managing Director of **Shakti Pumps (India) Limited** hereby declare that as of March 31, 2025, all the Board Members and Senior Management Personnel have affirmed compliance with the Code of Conduct and Ethics for Board of Directors and Senior Management Personnel laid down by the Company.

**For and on behalf of the  
Board of Directors**

**Date:** August 01, 2025  
**Place:** Indore

**Ramesh Patidar**  
Managing Director



## CERTIFICATE OF NON-DISQUALIFICATION OF DIRECTORS

(Pursuant to Regulation 34(3) and Schedule V Para C clause (10)(i) of the SEBI (Listing Obligations and Disclosure Requirements) Regulations, 2015)

To,

The Members

**Shakti Pumps (India) Limited**

CIN: L29120MP1995PLC009327

Plot No. 401, 402 & 413 Sector III Industrial Area

Pithampur M.P. 454774

I have examined the following documents: -

- Declaration of non-disqualification as required under Section 164 of the Companies Act, 2013 ('the Act');
- Disclosure of concern or interests as required under Section 184 of the Act; (hereinafter referred to as 'relevant documents'), as submitted by the Directors of Shakti Pumps (India) Limited ('the Company') bearing CIN: L29120MP1995PLC009327 and having its Registered Office at Plot No. 401, 402 & 413 Sector III Industrial Area Pithampur M.P. 454774, to the Board of Directors of the Company ('the Board') for the financial year 2024-25. We have considered non-disqualification to include non-debarment.

It is the responsibility of Directors to submit relevant documents with complete and accurate information in accordance with the provisions of the Act.

Based on my examination of relevant documents made available to me by the Company and such other verifications carried out by me as deemed necessary and adequate, in my opinion and to the best of our information and knowledge and according to the explanations provided by the Company, its officers and authorized representatives, I certify that as on date of this Certificate, none of the Directors on the Board of the Company, as listed hereunder, have been debarred or disqualified from being appointed or continuing as Directors of the Company by Securities and Exchange Board of India/ Ministry of Corporate Affairs or any such statutory authority.

S. No.	Name of Director	DIN	Date of appointment in Company	Date of Cessation in Company
1	Mr. Dinesh Patidar	00549552	30/01/2006	—
2	Mr. Sunil Manoharlal Patidar	02561763	21/04/1995	—
3	Mr. Ramesh Patidar	00931437	17/10/2006	—
4	Mr. Navin Sunderlal Patwa	01009404	18/01/2012	30/07/2024
5	Mrs. Nishtha Neema	01743710	28/03/2015	26/03/2025
6	Mr. Keyur Bipinchandra Thaker	08474827	11/06/2019	—
7	Mr. Hirabhai Somabhai Patel	00541411	20/07/2024	—
8	Mr. Bhim Singh	08189580	20/07/2024	—
9	Mr. Ashwin Bhootda	10236282	20/07/2024	—
10	Mr. Venkata Samrajya Sri Pavan Kumar Hari	10665196	20/07/2024	—
11	Mrs. Vandana Bhagavatula	08352752	20/03/2025	—
12	Mr. Ramakrishna Sataluri	08903553	07/10/2024	—

This Certificate has been issued at the request of the Company to disclose its Corporate Governance Report for the Financial Year ended 31st March 2025-.

**For M. Maheshwari & Associates**

Company Secretaries

Firms U.C.N. I2001MP213000

**Manish Maheshwari**

Proprietor

FCS-5174 CP-3860

PR No. 1191/2021

**Date:** 31/07/2025

**Place:** Indore

**UDIN:** F005174G000900871



## CERTIFICATE REGARDING COMPLIANCE OF CONDITIONS OF CORPORATE GOVERNANCE

{Under Regulation 34(3) and Schedule V (E) of the SEBI (Listing Obligations and Disclosure Requirements) Regulation, 2015}

To,

The Members

**Shakti Pumps (India) Limited**

CIN: L29120MP1995PLC009327

Plot No. 401, 402 & 413 Sector III Industrial Area

Pithampur M.P. 454774

Dear Sir(s)/Madam,

I have examined the compliance of the conditions of Corporate Governance by SHAKTI PUMPS (INDIA) LIMITED ('the Company') for the year ended on March 31, 2025 as stipulated under Regulations 17 to 27, clauses (b) to (i) of sub-regulation (2) of Regulation 46 and para C, D and E of Schedule V of the Securities and Exchange Board of India (Listing Obligations and Disclosure Requirements) Regulations, 2015 ("SEBI Listing Regulations").

The compliance of the conditions of Corporate Governance is the responsibility of the management of the Company. This responsibility includes the design, implementation and maintenance of internal control and procedures to ensure the compliance with the conditions of the Corporate Governance stipulated in Listing Regulations.

My examination was limited to the review of procedures and implementation thereof, as adopted by the Company for ensuring compliance with conditions of Corporate Governance. It is neither an audit nor an expression of opinion on the financial statements of the Company.

In my opinion and to the best of my information and according to the explanations given to me, and the representations made by the Directors and the Management, I certify that the Company has complied with the conditions of Corporate Governance as stipulated in regulations 17 to 27 and clauses (b) to (i) of regulation 46(2) and para C and D of Schedule V of the Listing Regulations during the year ended March 31, 2025.

I further state that such compliance is neither an assurance as to the future viability of the Company nor of the efficiency or effectiveness with which the management has conducted the affairs of the Company.

**For M. Maheshwari & Associates**

Company Secretaries

Firms U.C.N. I2001MP213000

**Date:** 31/07/2025

**Place:** Indore

**UDIN:** F005174G000900871

**Manish Maheshwari**

Proprietor

FCS-5174 CP-3860

PR No. 1191/2021



**Disclosure with respect to demat suspense account/unclaimed suspense account pursuant to regulation 34 (3) read with schedule V (F) of the SEBI (Listing Obligations & Disclosure Requirements) Regulations, 2015.**

Particulars	Number of Shareholders	No. of Shares held by them
Detail of shareholders as on 01.04.2024	-	-
Shareholders who approached during the year for transfer of shares (including those Shareholders whose shares transferred to IEPF Account)	1*	200*
Shareholders to whom shares are transferred during the year (including Those Shareholders whose shares transferred to IEPF Account)	0	0
Detail of shareholders as on 31.03.2025	14	46,010

\*Shareholders approached the RTA for transfer of shares from IEPF.

Further the voting rights on above mentioned shares are frozen till the rightful owner claims the shares

**Place:** Indore

**Date:** August 01, 2025

**Ramesh Patidar**  
Managing Director  
(DIN: 00931437)

# INDEPENDENT AUDITOR'S REPORT

To the Members of

**Shakti Pumps (India) Limited**

**Report on the Audit of the Standalone Financial Statements**

## OPINION

1. We have audited the accompanying standalone financial statements of Shakti Pumps (India) Limited ("the Company"), which comprise the Standalone Balance Sheet as at March 31, 2025, and the Standalone Statement of Profit and Loss (including Other Comprehensive Income), the Standalone Statement of Changes in Equity and the Standalone Statement of Cash Flows for the year then ended, and notes to the standalone financial statements, including material accounting policy information and other explanatory information in which are included the financial information for the year ended on that date audited by the branch auditors of the Company's branch located at Uganda.
2. In our opinion and to the best of our information and according to the explanations given to us, the aforesaid standalone financial statements give the information required by the Companies Act, 2013 ("the Act") in the manner so required and give a true and fair view in conformity with the accounting principles generally accepted in India, of the state of affairs of the Company as at March 31, 2025, and total comprehensive income (comprising of profit and other comprehensive income),

changes in equity and its cash flows for the year then ended.

## BASIS FOR OPINION

3. We conducted our audit in accordance with the Standards on Auditing (SAs) specified under Section 143(10) of the Act. Our responsibilities under those Standards are further described in the "Auditor's Responsibilities for the Audit of the Standalone Financial Statements" section of our report. We are independent of the Company in accordance with the Code of Ethics issued by the Institute of Chartered Accountants of India together with the ethical requirements that are relevant to our audit of the standalone financial statements under the provisions of the Act and the Rules thereunder, and we have fulfilled our other ethical responsibilities in accordance with these requirements and the Code of Ethics. We believe that the audit evidence we have obtained is sufficient and appropriate to provide a basis for our opinion.

## KEY AUDIT MATTERS

4. Key audit matters are those matters that, in our professional judgement, were of most significance in our audit of the standalone financial statements of the current period. These matters were addressed in the context of our audit of the standalone financial statements as a whole and in forming our opinion thereon, and we do not provide a separate opinion on these matters.

Key Audit Matter	How our audit addressed the key audit matter
<p><b>Appropriateness of Revenue Recognition in accordance with Ind AS 115, 'Revenue from Contracts with Customers'</b></p> <p>(Refer Note 1.11 and 28 to the standalone financial statements)</p> <p>Revenue from operations for the year ended March 31, 2025 amounted to Rs. 2,479.10 crores.</p> <p>The Company derives a significant portion of its revenue from the supply, installation and periodic operation and maintenance of solar water pumps which involves multiple performance obligations.</p> <p>The Company recognises revenue in accordance with Ind AS 115. This involves application of significant judgement by management.</p> <p>We considered the appropriateness of revenue recognition as a key audit matter considering significant management judgement involved in identification of distinct performance obligations, estimation and allocation of transaction price to identified performance obligations; and determination of timing recognition of revenue.</p>	<p>Our audit procedures included the following:</p> <ul style="list-style-type: none"> <li>• Understood and evaluated the design and tested the operating effectiveness of controls surrounding the revenue recognition in accordance with the principles of Ind AS 115;</li> <li>• Tested customer contracts on a sample basis to assess the terms for identification of performance obligations in accordance with Ind AS 115 and compared those to the management assessment;</li> <li>• Assessed the appropriateness of management's judgements and accounting estimates involved for a sample of customer contracts by testing the underlying assumptions using procedures including inquiry and discussion with appropriate client personnel specifically regarding the nature and classification of products and services and allocation of transaction price;</li> <li>• Tested the appropriateness of timing of recognition of revenue considered for the various performance obligations as per the terms of the customer contracts to assess whether revenue is recognised in the correct financial period;</li> <li>• Tested journal entries for unusual revenue transactions based upon specified risk-based criteria;</li> <li>• Evaluated adequacy of the disclosures made in the standalone financial statements.</li> </ul>



# INDEPENDENT AUDITOR'S REPORT

## OTHER INFORMATION

5. The Company's Board of Directors is responsible for the other information. The other information comprises the information included in the annual report, but does not include the financial statements and our auditor's report thereon. The annual report is expected to be made available to us after the date of this auditor's report.

Our opinion on the standalone financial statements does not cover the other information and we will not express any form of assurance conclusion thereon.

In connection with our audit of the standalone financial statements, our responsibility is to read the other information identified above when it becomes available and, in doing so, consider whether the other information is materially inconsistent with the standalone financial statements or our knowledge obtained in the audit, or otherwise appears to be materially misstated.

When we read the annual report, if we conclude that there is a material misstatement therein, we are required to communicate the matter to those charged with governance and take appropriate action as applicable under the relevant laws and regulations.

## Responsibilities of management and those charged with governance for the standalone financial statements

6. The Company's Board of Directors is responsible for the matters stated in Section 134(5) of the Act with respect to the preparation of these standalone financial statements that give a true and fair view of the financial position, financial performance, changes in equity and cash flows of the Company in accordance with the accounting principles generally accepted in India, including the Indian Accounting Standards specified under Section 133 of the Act. This responsibility also includes maintenance of adequate accounting records in accordance with the provisions of the Act for safeguarding of the assets of the Company and for preventing and detecting frauds and other irregularities; selection and application of appropriate accounting policies; making judgments and estimates that are reasonable and prudent; and design, implementation and maintenance of adequate internal financial controls, that were operating effectively for ensuring the accuracy and completeness of the accounting records, relevant to the preparation and presentation of the financial statements that give a true and fair view and are free from material misstatement, whether due to fraud or error.
7. In preparing the standalone financial statements,

management is responsible for assessing the Company's ability to continue as a going concern, disclosing, as applicable, matters related to going concern and using the going concern basis of accounting unless management either intends to liquidate the Company or to cease operations, or has no realistic alternative but to do so.

8. Those Board of Directors are also responsible for overseeing the Company's financial reporting process.

## Auditor's responsibilities for the audit of the standalone financial statements

9. Our objectives are to obtain reasonable assurance about whether the standalone financial statements as a whole are free from material misstatement, whether due to fraud or error, and to issue an auditor's report that includes our opinion. Reasonable assurance is a high level of assurance but is not a guarantee that an audit conducted in accordance with SAs will always detect a material misstatement when it exists. Misstatements can arise from fraud or error and are considered material if, individually or in the aggregate, they could reasonably be expected to influence the economic decisions of users taken on the basis of these standalone financial statements.
10. As part of an audit in accordance with SAs, we exercise professional judgement and maintain professional scepticism throughout the audit. We also:
- Identify and assess the risks of material misstatement of the standalone financial statements, whether due to fraud or error, design and perform audit procedures responsive to those risks, and obtain audit evidence that is sufficient and appropriate to provide a basis for our opinion. The risk of not detecting a material misstatement resulting from fraud is higher than for one resulting from error, as fraud may involve collusion, forgery, intentional omissions, misrepresentations, or the override of internal control.
  - Obtain an understanding of internal control relevant to the audit in order to design audit procedures that are appropriate in the circumstances. Under Section 143(3)(i) of the Act, we are also responsible for expressing our opinion on whether the Company has adequate internal financial controls with reference to standalone financial statements in place and the operating effectiveness of such controls.
  - Evaluate the appropriateness of accounting policies used and the reasonableness of accounting estimates and related disclosures made by management.



## INDEPENDENT AUDITOR'S REPORT

- Conclude on the appropriateness of management's use of the going concern basis of accounting and, based on the audit evidence obtained, whether a material uncertainty exists related to events or conditions that may cast significant doubt on the Company's ability to continue as a going concern. If we conclude that a material uncertainty exists, we are required to draw attention in our auditor's report to the related disclosures in the standalone financial statements or, if such disclosures are inadequate, to modify our opinion. Our conclusions are based on the audit evidence obtained up to the date of our auditor's report. However, future events or conditions may cause the Company to cease to continue as a going concern.
  - Evaluate the overall presentation, structure and content of the standalone financial statements, including the disclosures, and whether the standalone financial statements represent the underlying transactions and events in a manner that achieves fair presentation.
  - Obtain sufficient appropriate audit evidence regarding the financial information of the branch which is included within the Company to express an opinion on the standalone financial statements. We are responsible for the direction, supervision and performance of the audit of the financial information of such entities included in the standalone financial statements of which we are the independent auditors. For the branch included in the standalone financial statements, which have been audited by branch auditors, such branch auditors remain responsible for the direction, supervision and performance of the audit carried out by them. We remain solely responsible for our audit opinion.
11. We communicate with those charged with governance regarding, among other matters, the planned scope and timing of the audit and significant audit findings, including any significant deficiencies in internal control that we identify during our audit.
  12. We also provide those charged with governance with a statement that we have complied with relevant ethical requirements regarding independence, and to communicate with them all relationships and other matters that may reasonably be thought to bear on our independence, and where applicable, related safeguards.
  13. From the matters communicated with those charged with governance, we determine those matters that were of

most significance in the audit of the standalone financial statements of the current period and are therefore the key audit matters. We describe these matters in our auditor's report unless law or regulation precludes public disclosure about the matter or when, in extremely rare circumstances, we determine that a matter should not be communicated in our report because the adverse consequences of doing so would reasonably be expected to outweigh the public interest benefits of such communication.

### OTHER MATTER

14. The standalone financial statements of the Company for the year ended March 31, 2024, were audited by another firm of chartered accountants under the Act who, vide their report dated April 26, 2024, expressed an unmodified opinion on those standalone financial statements.
15. The financial information of one branch included in the standalone financial statements of the Company reflect total assets of Rs. 104.10 crores and net assets of Rs. 0.97 crores as at March 31, 2025, total revenue of Rs. 162.90 crores, net profit after tax of Rs. 0.89 crores and total comprehensive income (comprising of profit and other comprehensive income) of Rs. 0.86 crores and net cash flows amounting to Rs. 0.61 crores for the year ended on that date. The financial information of this branch has been audited by branch auditors whose report has been furnished to us by the management, and our opinion on the standalone financial statements (including other information) in so far as it relates to the amounts and disclosures included in respect of this branch, is based on the report of such branch auditors and the procedures performed by us.

Our opinion on the standalone financial statements and our 'Report on Other Legal and Regulatory Requirements' below, is not modified in respect of the above matter of our reliance on the work done and report of the branch auditors.

### Report on other legal and regulatory requirements

16. As required by the Companies (Auditor's Report) Order, 2020 ("the Order"), issued by the Central Government of India in terms of sub-section (11) of Section 143 of the Act, we give in the "Annexure B" a statement on the matters specified in paragraphs 3 and 4 of the Order, to the extent applicable.
17. As required by Section 143(3) of the Act, we report that:
  - (a) We have sought and obtained all the information and explanations which to the best of our knowledge and belief were necessary for the purposes of our audit.



# INDEPENDENT AUDITOR'S REPORT

- (b) In our opinion, proper books of account as required by law have been kept by the Company so far as it appears from our examination of those books and the reports of branch auditors except for the matters stated in paragraph 17(i)(vi) below on reporting under Rule 11(g) of the Companies (Audit and Auditors) Rules, 2014 (as amended).
- (c) The reports on the accounts of the branch offices of the Company audited under Section 143(8) of the Act by branch auditors have been sent to us and have been properly dealt with by us in preparing this report.
- (d) The Standalone Balance Sheet, the Standalone Statement of Profit and Loss (including other comprehensive income), the Standalone Statement of Changes in Equity and the Standalone Statement of Cash Flows dealt with by this Report are in agreement with the books of account and the financial information received from the branch not visited by us.
- (e) In our opinion, the aforesaid standalone financial statements comply with the Indian Accounting Standards specified under Section 133 of the Act.
- (f) On the basis of the written representations received from the directors as on April 1, 2025, taken on record by the Board of Directors, none of the directors is disqualified as on March 31, 2025, from being appointed as a director in terms of Section 164(2) of the Act.
- (g) With respect to the maintenance of accounts and other matters connected therewith, reference is made to our remarks in paragraph 17(b) above on reporting under Section 143(3)(b) and paragraph 17(i)(vi) below on reporting under Rule 11(g) of the Companies (Audit and Auditors) Rules, 2014 (as amended).
- (h) With respect to the adequacy of the internal financial controls with reference to standalone financial statements of the Company and its branch and the operating effectiveness of such controls, refer to our separate Report in "Annexure A".
- (i) With respect to the other matters to be included in the Auditor's Report in accordance with Rule 11 of the Companies (Audit and Auditors) Rules, 2014 (as amended), in our opinion and to the best of our information and according to the explanations given to us:
  - i. The Company has disclosed the impact of pending litigations on its financial position in its standalone financial statements – Refer Note 39(a) to the

standalone financial statements;

- ii. The Company was not required to recognise a provision as at March 31, 2025 under the applicable law or Indian Accounting Standards, as it does not have any material foreseeable losses on long-term contract. The Company did not have any derivative contracts as at March 31, 2025.
- iii. There has been no delay in transferring amounts, required to be transferred, to the Investor Education and Protection Fund by the Company during the year.
- iv. (a) The management has represented to us and to the branch auditors that, to the best of its knowledge and belief, as disclosed in Note 53(viii) to the standalone financial statements, no funds have been advanced or loaned or invested (either from borrowed funds or share premium or any other sources or kind of funds) by the Company or its branch to or in any other person(s) or entity(ies), including foreign entities ("Intermediaries"), with the understanding, whether recorded in writing or otherwise, that the Intermediary shall, whether directly or indirectly, lend or invest in other persons or entities identified in any manner whatsoever by or on behalf of the Company or its branch ("Ultimate Beneficiaries") or provide any guarantee, security or the like on behalf of the Ultimate Beneficiaries;
- (b) The management has represented to us and to the branch auditors that, to the best of its knowledge and belief, as disclosed in the Note 53(viii) to the standalone financial statements, no funds have been received by the Company or its branch from any person(s) or entity(ies), including foreign entities ("Funding Parties"), with the understanding, whether recorded in writing or otherwise, that the Company or its branch shall, whether, directly or indirectly, lend or invest in other persons or entities identified in any manner whatsoever by or on behalf of the Funding Party ("Ultimate Beneficiaries") or provide any guarantee, security or the like on behalf of the Ultimate Beneficiaries; and
- (c) Based on such audit procedures that we considered reasonable and appropriate in the circumstances performed by us and those performed by the branch auditors, nothing has

## INDEPENDENT AUDITOR'S REPORT

come to our or branch auditors notice that has caused us or branch auditors to believe that the representations under sub-clause (a) and (b) contain any material misstatement.

- v. The final dividend paid by the Company during the year in respect of the same declared for the previous year is in accordance with Section 123 of the Act to the extent it applies to payment of dividend.

As stated in Note 37 to the standalone financial statements, the Board of Directors of the Company have proposed final dividend for the year which is subject to the approval of the members at the ensuing Annual General Meeting. The dividend declared is in accordance with Section 123 of the Act to the extent it applies to declaration of dividend.

- vi. Based on our examination, which included test checks and that performed by branch auditors, the Company and its branch has used an accounting software for maintaining its books of account which has a feature of recording audit trail (edit log) facility that has operated during the year for all relevant transactions recorded in the software,

except that the audit trail is not maintained for certain transactions. Further, the audit trail feature has not been enabled at the database level to log any direct data changes. During the course of performing our procedures, other than the aforesaid instances of audit trail not enabled/ maintained where the question of our commenting does not arise, we did not notice any instance of audit trail feature being tampered with, or not preserved by the Company as per the statutory requirements for record retention.

18. The Company has paid/ provided for managerial remuneration in accordance with the requisite approvals mandated by the provisions of Section 197 read with Schedule V to the Act.

**For Price Waterhouse Chartered Accountants LLP**  
**Firm Registration Number: 012754N/N500016**

**Ali Akbar**  
Partner

Place: Indore  
Date: May 09, 2025

Membership Number: 117839  
UDIN: 25117839BMNYYJ2053



# ANNEXURE A TO INDEPENDENT AUDITOR'S REPORT

Referred to in paragraph 17 (h) of the Independent Auditor's Report of even date to the members of Shakti Pumps (India) Limited on the standalone financial statements for the year ended March 31, 2025

## REPORT ON THE INTERNAL FINANCIAL CONTROLS WITH REFERENCE TO STANDALONE FINANCIAL STATEMENTS UNDER CLAUSE (I) OF SUB-SECTION 3 OF SECTION 143 OF THE ACT

1. We have audited the internal financial controls with reference to standalone financial statements of Shakti Pumps (India) Limited ("the Company") as of March 31, 2025 in conjunction with our audit of the standalone financial statements of the Company for the year ended on that date, which includes the internal financial controls over financial reporting of the Company's one branch.

### MANAGEMENT'S RESPONSIBILITY FOR INTERNAL FINANCIAL CONTROLS

2. The Company's management is responsible for establishing and maintaining internal financial controls based on the internal control over financial reporting criteria established by the Company considering the essential components of internal control stated in the Guidance Note on Audit of Internal Financial Controls Over Financial Reporting ("the Guidance Note") issued by the Institute of Chartered Accountants of India ("ICAI"). These responsibilities include the design, implementation and maintenance of adequate internal financial controls that were operating effectively for ensuring the orderly and efficient conduct of its business, including adherence to company's policies, the safeguarding of its assets, the prevention and detection of frauds and errors, the accuracy and completeness of the accounting records, and the timely preparation of reliable financial information, as required under the Act.

### AUDITOR'S RESPONSIBILITY

3. Our responsibility is to express an opinion on the Company's internal financial controls with reference to financial statements based on our audit. We conducted our audit in accordance with the Guidance Note and the Standards on Auditing specified under Section 143(10) of the Act to the extent applicable to an audit of internal financial controls, both applicable to an audit of internal financial controls and both issued by the ICAI. Those Standards and the Guidance Note require that we comply with ethical requirements and plan and perform the audit to obtain reasonable assurance about whether adequate internal financial controls with reference to financial statements was established and maintained and if such controls operated effectively in all material respects.
4. Our audit involves performing procedures to obtain audit evidence about the adequacy of the internal financial controls system with reference to financial statements

and their operating effectiveness. Our audit of internal financial controls with reference to financial statements included obtaining an understanding of internal financial controls with reference to financial statements, assessing the risk that a material weakness exists, and testing and evaluating the design and operating effectiveness of internal control based on the assessed risk. The procedures selected depend on the auditor's judgement, including the assessment of the risks of material misstatement of the financial statements, whether due to fraud or error.

5. We believe that the audit evidence we have obtained, and the audit evidence obtained by the other auditors in terms of their reports referred to in the Other Matter paragraph below, is sufficient and appropriate to provide a basis for our audit opinion on the Company's internal financial controls system with reference to financial statements.

### MEANING OF INTERNAL FINANCIAL CONTROLS WITH REFERENCE TO FINANCIAL STATEMENTS

6. A company's internal financial controls with reference to financial statements is a process designed to provide reasonable assurance regarding the reliability of financial reporting and the preparation of financial statements for external purposes in accordance with generally accepted accounting principles. A company's internal financial controls with reference to financial statements includes those policies and procedures that (1) pertain to the maintenance of records that, in reasonable detail, accurately and fairly reflect the transactions and dispositions of the assets of the company; (2) provide reasonable assurance that transactions are recorded as necessary to permit preparation of financial statements in accordance with generally accepted accounting principles, and that receipts and expenditures of the company are being made only in accordance with authorisations of management and directors of the company; and (3) provide reasonable assurance regarding prevention or timely detection of unauthorised acquisition, use, or disposition of the company's assets that could have a material effect on the financial statements.

### INHERENT LIMITATIONS OF INTERNAL FINANCIAL CONTROLS WITH REFERENCE TO FINANCIAL STATEMENTS

7. Because of the inherent limitations of internal financial controls with reference to financial statements, including the possibility of collusion or improper management override of controls, material misstatements due to error or fraud may occur and not be detected. Also, projections of any evaluation of the internal financial controls with reference to financial statements to future periods are



## ANNEXURE A TO INDEPENDENT AUDITOR'S REPORT

Referred to in paragraph 17(h) of the Independent Auditor's Report of even date to the members of Shakti Pumps (India) Limited on the standalone financial statements for the year ended March 31, 2025

subject to the risk that the internal financial controls with reference to financial statements may become inadequate because of changes in conditions, or that the degree of compliance with the policies or procedures may deteriorate.

### OPINION

8. In our opinion, the Company including its branch has, in all material respects, adequate internal financial controls system with reference to standalone financial statements and such internal financial controls with reference to financial statements were operating effectively as at March 31, 2025, based on the internal control over financial reporting criteria established by the Company considering the essential components of internal control stated in the Guidance Note issued by ICAI.

### OTHER MATTER

9. Our aforesaid report under Section 143(3)(i) of the Act on the adequacy and operating effectiveness of the internal financial controls with reference to standalone financial statements insofar as it relates to one branch of the Company, is based on the corresponding report of the auditors of such branch. Our opinion is not modified in respect of this matter.

**For Price Waterhouse Chartered Accountants LLP**  
**Firm Registration Number: 012754N/N500016**

**Ali Akbar**  
Partner

Place: Indore  
Date: May 09, 2025

Membership Number: 117839  
UDIN: 25117839BMNYYJ2053



## ANNEXURE B TO INDEPENDENT AUDITOR'S REPORT

Referred to in paragraph 16 of the Independent Auditor's Report of even date to the members of Shakti Pumps (India) Limited on the standalone financial statements for the year ended March 31, 2025

In terms of the information and explanations sought by us and furnished by the Company, and the books of account and records examined by us during the course of our audit, and to the best of our knowledge and belief, and based on the consideration of reports of branch auditors, we report that:

- i. (a) (A) The Company is maintaining proper records showing full particulars, including quantitative details and situation, of Property, Plant and Equipment.

(B) The Company is maintaining proper records showing full particulars of Intangible Assets.

- (b) The Property, Plant and Equipment are physically verified by the Management according to a phased programme designed to cover all the items over a period of 3 years which, in our opinion, is reasonable having regard to the size of the Company and the nature of its assets. Pursuant to the programme, a portion of the Property, Plant and Equipment has been physically verified by the Management during the year and no material discrepancies have been noticed on such verification.

- (c) The title deeds of all the immovable properties (other than properties where the Company is the lessee and the lease agreements are duly executed in favour of the lessee), as disclosed in Note 3 to the standalone financial statements, are held in the name of the Company.

- (d) The Company has not revalued its Property, Plant and Equipment (including Right of Use assets) or Intangible Assets or both during the year. Consequently, the question of our commenting on whether the revaluation is based on the valuation by a Registered Valuer, or specifying the amount of change, if the change is 10% or more in the aggregate of the net carrying value of each class of Property, Plant and Equipment (including Right of Use assets) or intangible assets does not arise.

- (e) No proceedings have been initiated on (or) are pending against the Company for holding benami property under the Prohibition of Benami Property Transactions Act, 1988 (as amended in 2016) (formerly the Benami Transactions (Prohibition) Act, 1988 (45 of 1988)) and Rules made thereunder, and therefore the question of our commenting on whether the Company has appropriately disclosed the details in the standalone financial statements does not arise.

- ii. (a) The physical verification of inventory has been conducted at reasonable intervals by the Management

during the year and, in our opinion, the coverage and procedure of such verification by Management is appropriate. The discrepancies noticed on physical verification of inventory as compared to book records were not 10% or more in aggregate for each class of inventory.

- (b) During the year, the Company has been sanctioned working capital limits in excess of Rs. 5 crores, in aggregate, from banks on the basis of security of current assets. The Company has filed quarterly returns or statements with such banks, which are in agreement with the unaudited books of account. The Company has filed provisional statement with the bank for the quarter ended March 31, 2025, and the final statement will be submitted to the bank upon finalization of the audited standalone financial statements. (Also, refer Note 53(ix) to the standalone financial statements)

- iii. (a) The Company has made investment in two companies and stood guarantee to one company. The Company has not granted secured/ unsecured loans/advances in nature of loans or provided security to any parties. The aggregate amount during the year, and balance outstanding at the balance sheet date with respect to such guarantee to subsidiary are as per the table given below:

Particulars	Guarantee
Aggregate amount granted/ provided during the year - Subsidiary	Rs. 85.68 crores
Balance outstanding as at balance sheet date in respect of the above case - Subsidiary	Rs. 85.68 crores

(Also, refer Note 39(c) to the standalone financial statements)

- (b) In respect of the aforesaid investments and guarantee, the terms and conditions under which such investments were made and guarantee provided are not prejudicial to the Company's interest.

- (c) The Company has not granted secured/ unsecured loans/advances in nature of loans, or provided security to any parties. Therefore, to this extent, the reporting under clause (iii)(c), (iii)(d), (iii)(e) and (iii)(f) of the Order is not applicable to the Company.

- iv. In our opinion, the Company has complied with the provisions of Sections 185 and 186 of the Companies Act, 2013 in respect of the investments made and guarantees

## ANNEXURE B TO INDEPENDENT AUDITOR'S REPORT

Referred to in paragraph 16 of the Independent Auditor's Report of even date to the members of Shakti Pumps (India) Limited on the standalone financial statements for the year ended March 31, 2025

provided by it. The Company has not granted any loans or provided any security to the parties covered under Sections 185 and 186 of the Act.

- v. The Company has not accepted any deposits or amounts which are deemed to be deposits referred in Sections 73, 74, 75 and 76 of the Act and the Rules framed there under.
- vi. Pursuant to the rules made by the Central Government of India, the Company is required to maintain cost records as specified under Section 148(1) of the Act in respect of its products. We have broadly reviewed the same and are of the opinion that, prima facie, the prescribed accounts and records have been made and maintained. We have not, however, made a detailed examination of the records with a view to determine whether they are accurate or complete.
- vii. (a) In our opinion, the Company is generally regular in depositing undisputed statutory dues in respect of

provident fund and income tax, though there has been a slight delay in a few cases, and is regular in depositing undisputed statutory dues, including employees' state insurance, sales tax, service tax, duty of customs, duty of excise, value added tax, cess, goods and services tax and other material statutory dues, as applicable, with the appropriate authorities. However, there are no arrears of statutory dues outstanding as at March 31, 2025, for a period of more than six months from the date they became payable.

- (b) There are no statutory dues of provident fund, employees' state insurance, sales tax, service tax, duty of excise, cess which have not been deposited on account of any dispute. The particulars of other statutory dues referred to in sub-clause (a) as at March 31, 2025 which have not been deposited on account of a dispute, are as follows:

Nature of Statute	Nature of dues	Amount (Rs. in crores)	Amount paid under protest (Rs. in crores)	Period to which amount relates	Forum where the dispute is pending
The Customs Act, 1962	Duty of Customs	2.89	1.51	2013-14 to 2017-18	Customs, Excise and Service Tax Appellate Tribunal (CESTAT), Mumbai
The Customs Act, 1962	Duty of Customs	4.17	2.16	2013-14 to 2017-18	Customs, Excise and Service Tax Appellate Tribunal (CESTAT), New Delhi
The Central Goods and Service Tax Act, 2017	Goods & Services Tax	3.09	0.28	2018-19 to 2020-21	Goods and Services Tax Appellate Tribunal, (GSTAT) #
The Central Goods and Service Tax Act, 2017	Goods & Services Tax	2.28	-	2017-18	GST Appellate Authority
The Madhya Pradesh Entry Tax Act, 1976	Entry Tax	0.07	-	2010-11	Madhya Pradesh High Court
Income Tax Act, 1961	Income Tax	6.74	0.00*	2015-16	Commissioner of Income Tax (Appeals)
Income Tax Act, 1961	Income Tax	1.25	0.25	2019-20	Commissioner of Income Tax (Appeals)

\*Represents amounts below the rounding off convention used in this report

#Appellate authority is yet to be constituted.



## ANNEXURE B TO INDEPENDENT AUDITOR'S REPORT

Referred to in paragraph 16 of the Independent Auditor's Report of even date to the members of Shakti Pumps (India) Limited on the standalone financial statements for the year ended March 31, 2025

viii. There are no transactions previously unrecorded in the books of account that have been surrendered or disclosed as income during the year in the tax assessments under the Income Tax Act, 1961.

ix. (a) The Company has not defaulted in repayment of loans or other borrowings or in the payment of interest to any lender during the year.

(b) On the basis of our audit procedures, we report that the Company has not been declared Wilful Defaulter by any bank or financial institution or government or any government authority.

(c) The Company has not obtained any term loans during the year ended March 31, 2025 and there was no unutilized balance of term loan obtained in earlier years as on April 1, 2024. Accordingly, reporting under clause 3(ix)(c) of the Order is not applicable to the Company.

(d) According to the information and explanations given to us, and the procedures performed by us, and on an overall examination of the standalone financial statements of the Company, we report that no funds raised on short-term basis have been utilised for long-term purposes by the Company.

(e) On an overall examination of the standalone financial

statements of the Company, we report that the Company has not taken any funds from any entity or person on account of or to meet the obligations of its subsidiaries. The Company did not have any associate company or joint ventures during the year.

(f) According to the information and explanations given to us and procedures performed by us, we report that the Company has not raised loans during the year on the pledge of securities held in its subsidiaries. The Company did not have any associate company or joint ventures during the year.

x. (a) The Company has not raised any money by way of initial public offer or further public offer (including debt instruments) during the year. Accordingly, the reporting under clause 3(x)(a) of the Order is not applicable to the Company.

(b) The Company has not made any preferential allotment or private placement of shares or fully or partially or optionally convertible debentures during the year. The Company has made a private placement of shares in the previous financial year ended March 31, 2024 in compliance with the requirements of Section 42 of the Act. The funds raised have been used for the purpose for which funds were raised except as described below:

Nature of securities	Purpose for which funds raised	Opening unutilized balance (Rs. in crores)	Amount utilized for the other purpose (Rs. in crores)	Un-utilized balance as at Balance sheet date (Rs. in crores) *
Equity Shares	Part funding of capacity expansion for the new facility in Pithampur, Madhya Pradesh for manufacture of pumps and motors, inverter, variable frequency drives & structures and other general corporate purposes.	153.00	-	114.23

\* Unutilized amount of Rs. 114.23 crores is lying in bank accounts and fixed deposits with banks as on March 31, 2025, pending utilisation.

xi. (a) During the course of our examination of the books and records of the Company, carried out in accordance with the generally accepted auditing practices in India, we have neither come across any instance of material fraud by the Company or on the Company, noticed or reported during the year, nor have we been informed of any such case by the Management.

(b) During the course of our examination of the books and records of the Company, carried out in accordance with the generally accepted auditing practices in India,

a report under Section 143(12) of the Act, in Form ADT-4, as prescribed under rule 13 of Companies (Audit and Auditors) Rules, 2014 was not required to be filed with the Central Government. Accordingly, the reporting under clause 3(xi)(b) of the Order is not applicable to the Company.

(c) During the course of our examination of the books and records of the Company carried out in accordance with the generally accepted auditing practices in India, the Company has received whistle-blower complaints



## ANNEXURE B TO INDEPENDENT AUDITOR'S REPORT

Referred to in paragraph 16 of the Independent Auditor's Report of even date to the members of Shakti Pumps (India) Limited on the standalone financial statements for the year ended March 31, 2025

- during the year, which have been considered by us for any bearing on our audit and reporting under this clause.
- xii. As the Company is not a Nidhi Company and the Nidhi Rules, 2014 are not applicable to it, the reporting under clause 3(xii) of the Order is not applicable to the Company.
- xiii. The Company has entered into transactions with related parties in compliance with the provisions of Sections 177 and 188 of the Act. The details of related party transactions have been disclosed in the standalone financial statements as required under Indian Accounting Standard 24 "Related Party Disclosures" specified under Section 133 of the Act.
- xiv. (a) In our opinion, the Company has an internal audit system commensurate with the size and nature of its business.
- (b) The reports of the Internal Auditor for the period under audit have been considered by us.
- xv. In our opinion, the Company has not entered into any non-cash transactions with its directors or persons connected with him. Accordingly, the reporting on compliance with the provisions of Section 192 of the Act under clause 3(xv) of the Order is not applicable to the Company.
- xvi. (a) The Company is not required to be registered under Section 45-IA of the Reserve Bank of India Act, 1934. Accordingly, the reporting under clause 3(xvi)(a) of the Order is not applicable to the Company.
- (b) The Company has not conducted non-banking financial / housing finance activities during the year. Accordingly, the reporting under clause 3(xvi)(b) of the Order is not applicable to the Company.
- (c) The Company is not a Core Investment Company (CIC) as defined in the regulations made by the Reserve Bank of India. Accordingly, the reporting under clause 3(xvi)(c) of the Order is not applicable to the Company.
- (d) In our opinion, the Group (as defined in the Core Investment Companies (Reserve Bank) Directions, 2016) does not have any CICs, which are part of the Group. Accordingly, the reporting under clause 3(xvi)(d) of the Order is not applicable to the Company.
- xvii. The Company has not incurred any cash losses in the financial year or in the immediately preceding financial year.
- xviii. There has been no resignation of the statutory auditors during the year and accordingly the reporting under clause 3(xviii) of the Order is not applicable.
- xix. On the basis of the financial ratios, ageing and expected dates of realisation of financial assets and payment of financial liabilities, other information accompanying the standalone financial statements, our knowledge of the Board of Directors and management plans and based on our examination of the evidence supporting the assumptions, nothing has come to our attention, which causes us to believe that any material uncertainty exists as on the date of the audit report that the Company is not capable of meeting its liabilities existing at the date of balance sheet as and when they fall due within a period of one year from the balance sheet date. We, however, state that this is not an assurance as to the future viability of the Company. We further state that our reporting is based on the facts up to the date of the audit report and we neither give any guarantee nor any assurance that all liabilities falling due within a period of one year from the balance sheet date will get discharged by the Company as and when they fall due.
- xx. (a) In respect of other than ongoing projects, as at balance sheet date, the Company does not have any amount remaining unspent under Section 135(5) of the Act. Accordingly, reporting under clause 3(xx)(a) of the Order is not applicable.
- (b) The Company has transferred the amount of Corporate Social Responsibility remaining unspent under sub-section (5) of Section 135 of the Act pursuant to ongoing project to a special account in compliance with the provision of sub-section (6) of Section 135 of the Act. (Also, refer Note 40 to the standalone financial statements)
- xxi. The reporting under clause 3(xxi) of the Order is not applicable in respect of audit of Standalone Financial Statements. Accordingly, no comment in respect of the said clause has been included in this report.

**For Price Waterhouse Chartered Accountants LLP**  
**Firm Registration Number: 012754N/N500016**

**Ali Akbar**  
 Partner

Place: Indore  
 Date: May 09, 2025

Membership Number: 117839  
 UDIN: 25117839BMNYYJ2053



# STANDALONE BALANCE SHEET

as at March 31, 2025

(All amounts in INR crores, unless otherwise stated)

Particulars	Note No.	As at March 31, 2025	As at March 31, 2024
<b>ASSETS</b>			
<b>Non - Current Assets</b>			
(a) Property, plant and equipment	3(a)	147.41	113.02
(b) Capital work-in-progress	3(a)	-	17.77
(c) Right of-use assets	3(b)	1.17	1.18
(d) Intangible assets	4	4.33	4.71
(e) Intangible assets under development	4	0.10	0.23
(f) Financial assets			
(i) Investments	5	76.57	45.69
(ii) Other financial assets	6	7.84	8.61
(g) Deferred tax assets (net)	7	12.58	1.81
(h) Income tax assets (net)	8	0.02	0.27
(i) Other non-current assets	9	21.81	1.75
<b>Total non-current assets</b>		<b>271.83</b>	<b>195.04</b>
<b>Current assets</b>			
(a) Inventories	10	308.24	271.29
(b) Financial assets			
(i) Trade receivables	11	1,025.31	628.70
(ii) Cash and cash equivalents	12	40.48	178.37
(iii) Bank balances other than (ii) above	13	110.74	9.61
(iv) Other financial assets	14	12.53	7.97
(c) Other current assets	15	78.64	67.77
<b>Total current assets</b>		<b>1,575.94</b>	<b>1,163.71</b>
<b>Total assets</b>		<b>1,847.77</b>	<b>1,358.75</b>
<b>Equity and liabilities</b>			
<b>Equity</b>			
(a) Equity share capital	16	120.21	20.03
(b) Other equity- Reserves and Surplus	17	941.43	655.99
<b>Total equity</b>		<b>1,061.64</b>	<b>676.02</b>
<b>Liabilities</b>			
<b>Non-current liabilities</b>			
(a) Financial liabilities			
(i) Borrowings	18	-	-
(ii) Lease liabilities	19	0.55	0.52
(b) Provisions	20	11.17	7.75
(c) Other non-current liabilities	21	29.12	-

## STANDALONE BALANCE SHEET

as at March 31, 2025

(All amounts in INR crores, unless otherwise stated)

<b>Total non-current liabilities</b>		<b>40.84</b>	<b>8.27</b>
<b>Current liabilities</b>			
(a) Financial liabilities			
(i) Borrowings	22	127.18	82.91
(ii) Lease liabilities	19	0.17	0.15
(iii) Trade payables	23		
- Total outstanding dues of micro enterprises and small enterprises		34.28	50.41
- Total outstanding dues of creditors other than micro enterprises and small enterprises		453.67	425.68
(iv) Other financial liabilities	24	15.93	39.55
(b) Provisions	25	39.81	0.20
(c) Current tax liabilities (net)	26	29.18	3.63
(d) Other current liabilities	27	45.07	71.93
<b>Total current liabilities</b>		<b>745.29</b>	<b>674.46</b>
<b>Total liabilities</b>		<b>786.13</b>	<b>682.73</b>
<b>Total equity and liabilities</b>		<b>1,847.77</b>	<b>1,358.75</b>
Material accounting policies	1		
Critical estimates and judgements	2		
Notes to the Financial Statements	3 to 53		

The above Standalone Balance Sheet should be read in conjunction with the accompanying notes.  
This is the Standalone Balance Sheet referred to in our report of even dated.

**For Price Waterhouse  
Chartered Accountants LLP**  
Firm Registration No. 012754N / N500016

**For and on behalf of the Board of Directors of  
Shakti Pumps (India) Limited**  
CIN: L29120MP1995PLC009327

**Ali Akbar**  
**Partner**  
Membership No. 117839

**Dinesh Patidar**  
**Chairman & Whole-Time Director**  
DIN:00549552

**Ramesh Patidar**  
**Managing Director**  
DIN:00931437

Date: May 9, 2025  
Place: Indore

**Dinesh Patel**  
**Chief Financial Officer**

**Ravi Patidar**  
**Company Secretary**  
M. No. ACS 32328



# STANDALONE STATEMENT OF PROFIT AND LOSS

for the year ended March 31, 2025

(All amounts in INR crores, unless otherwise stated)

Particulars		Note No.	Year ended March 31, 2025	Year ended March 31, 2024
<b>Income</b>				
<b>I</b>	Revenue from operations	28	2,479.10	1,292.20
<b>II</b>	Other income	29	25.94	11.03
<b>III</b>	<b>Total income (I+II)</b>		<b>2,505.04</b>	<b>1,303.23</b>
<b>IV Expenses</b>				
	Cost of materials consumed	30	1,598.93	964.37
	Changes in inventories of finished goods and work-in-progress	31	4.89	(64.15)
	Employee benefits expense	32	85.69	70.88
	Finance costs	33	39.98	17.69
	Depreciation and amortisation expense	34	18.03	17.58
	Other expenses	35	228.13	138.16
	<b>Total expenses (IV)</b>		<b>1,975.65</b>	<b>1,144.53</b>
<b>V</b>	<b>Profit before tax (III-IV)</b>		<b>529.39</b>	<b>158.70</b>
<b>VI Tax expense:</b>				
(1)	Current tax	43	146.48	47.98
(2)	Deferred tax (credit)/ charge	43	(10.72)	(6.44)
	<b>Total tax expense (VI)</b>		<b>135.76</b>	<b>41.54</b>
<b>VII</b>	<b>Profit for the year (V-VI)</b>		<b>393.63</b>	<b>117.16</b>
<b>Other comprehensive income/ (loss)</b>				
(i)	Items that will not be reclassified to profit or loss			
	Re-measurement gains/(loss) on defined benefit plans	41	(0.25)	(0.78)
	Income tax relating to items that will not be reclassified to profit or loss		0.05	0.19
<b>VIII</b>	<b>Other comprehensive income/ (loss) for the year</b>		<b>(0.20)</b>	<b>(0.59)</b>
<b>IX</b>	<b>Total comprehensive income for the year (VII+VIII)</b>		<b>393.43</b>	<b>116.57</b>
<b>X</b>	Earnings per equity share [nominal value of share ₹ 10/-] (In Rupees)	36		
(1)	Basic		32.75	10.60
(2)	Diluted		32.74	10.60

The above Standalone Statement of Profit and Loss should be read in conjunction with the accompanying notes.

This is the Standalone Statement of Profit and Loss referred to in our report of even date.

**For Price Waterhouse****Chartered Accountants LLP**

Firm Registration No. 012754N / N500016

**For and on behalf of the Board of Directors of****Shakti Pumps (India) Limited**

CIN: L29120MP1995PLC009327

**Ali Akbar****Partner**

Membership No. 117839

**Dinesh Patidar****Chairman & Whole-Time Director**

DIN:00549552

**Ramesh Patidar****Managing Director**

DIN:00931437

**Dinesh Patel****Chief Financial Officer****Ravi Patidar****Company Secretary**

M. No. ACS 32328

Date: May 9, 2025

Place: Indore



## STANDALONE STATEMENT OF CASH FLOWS

for the year ended March 31, 2025

(All amounts in INR crores, unless otherwise stated)

Particulars		For the Year Ended March 31, 2025		For the Year Ended March 31, 2024	
<b>A</b>	<b>CASH FLOW FROM OPERATING ACTIVITIES</b>				
	Profit before tax		529.39		158.70
	Adjusted For :				
	Depreciation and amortisation expense	18.03		17.58	
	Interest income on fixed deposits	(14.19)		(1.17)	
	Unrealised foreign exchange (gain)/loss (net)	0.10		(0.22)	
	Dividend income	(8.07)		(7.41)	
	Finance costs	28.52		13.05	
	Interest on shortfall of advance tax	2.38		-	
	Interest on delay payment to micro and small enterprises	2.76		-	
	Interest on lease liabilities	0.05		0.05	
	Employee share-based payment expenses	0.20		-	
	Provision for expected credit loss on trade receivables	15.64		1.95	
	Provision for slow and non-moving inventory	1.72		-	
	Write off of investment in subsidiary	-		0.17	
	(Gain)/ loss on sale of property, plant and equipment	0.45		0.01	
			47.59		24.01
	<b>Operating profit before working capital changes</b>		<b>576.98</b>		<b>182.71</b>
	(Increase)/ Decrease in trade receivables	(412.28)		(412.31)	
	(Increase)/ Decrease in inventories	(38.67)		(89.25)	
	(Increase)/ Decrease in other financial assets	1.54		(4.52)	
	(Increase)/ Decrease in other assets	(12.19)		8.43	
	Increase/ (Decrease) in trade payables	11.26		325.03	
	Increase/ (Decrease) in other financial liabilities	(23.26)		26.11	
	Increase/ (Decrease) in provisions	43.03		1.30	
	Increase/ (Decrease) in other liabilities	2.27		14.32	
			(428.30)		(130.89)
	<b>Net cash flow from operating activities</b>		<b>148.68</b>		<b>51.82</b>
	Income taxes paid (net)	(123.07)		(32.03)	
			(123.07)		(32.03)
	<b>Net cash flow generated from / (used in) operating activities (A)</b>		<b>25.61</b>		<b>19.79</b>
<b>B</b>	<b>CASH FLOW FROM INVESTING ACTIVITIES</b>				
	Payment for purchase of property, plant and equipment	(58.86)		(32.51)	
	Payment for purchase of intangible assets	(0.46)		(0.90)	
	Proceeds from sale of property, plant and equipment	3.07		0.19	



# STANDALONE STATEMENT OF CASH FLOWS

for the year ended March 31, 2025

(All amounts in INR crores, unless otherwise stated)

Particulars		For the Year Ended March 31, 2025		For the Year Ended March 31, 2024	
	Investment in subsidiaries	(30.71)		(18.66)	
	Interest received	6.21		1.24	
	Dividend received	8.07		7.41	
	Redemption / (Investment) of deposits with banks	(98.50)		(1.92)	
	<b>Net cash flow generated from / (used in) investing activities (B)</b>		<b>(171.18)</b>		<b>(45.15)</b>
<b>C</b>	<b>CASH FLOW FROM FINANCING ACTIVITIES</b>				
	Repayment of long term borrowings	-		(2.43)	
	Proceeds from short term borrowings (net)	44.27		14.49	
	Proceeds from issue of equity shares through QIP	-		200.00	
	Payment of lease liabilities	(0.06)		(0.05)	
	Dividend paid	(8.01)		(3.68)	
	Interest paid	(28.52)		(13.05)	
	<b>Net Cash flow generated from / (used in) financing activities (C)</b>		<b>7.69</b>		<b>195.28</b>
	<b>Net increase / (decrease) in cash &amp; cash equivalents (A+B+C)</b>		<b>(137.89)</b>		<b>169.92</b>
	Cash and cash equivalents at the beginning of the year		178.37		8.45
	<b>Cash and cash equivalents at the end of the year</b>		<b>40.48</b>		<b>178.37</b>

Note : 1. Figures in brackets represent cash outflow.

2. Cash and Cash Equivalents comprise of :

Particulars	As at March 31, 2025	As at March 31, 2024
Cash in Hand	0.05	0.02
Balance with banks:		
In current accounts	25.89	5.46
Deposits with original maturity of less than 3 months	14.54	172.89
<b>Total</b>	<b>40.48</b>	<b>178.37</b>

- The above Standalone Statement of Cash Flows has been prepared under the "Indirect Method" as set out in the Ind AS - 7 on Statement of Cash Flows.
- Addition to non-cash financing and investing activity - Right to use assets during the year is Rs. 0.18 crores (Previous year: Rs. nil).
- Cash flow from operating activities includes Rs. 1.02 crores (Previous year: Rs. 1.31 crores) being cash outflow towards Corporate Social Responsibility expense [Refer note 40]

## STANDALONE STATEMENT OF CASH FLOWS

for the year ended March 31, 2025

(All amounts in INR crores, unless otherwise stated)

The above Standalone Statement of Cash Flows should be read in conjunction with the accompanying notes.

This is the Standalone Statement of Cash Flows referred to in our report of even date.

**For Price Waterhouse**

**Chartered Accountants LLP**

Firm Registration No. 012754N / N500016

**For and on behalf of the Board of Directors of**

**Shakti Pumps (India) Limited**

CIN: L29120MP1995PLC009327

**Ali Akbar**

**Partner**

Membership No. 117839

**Dinesh Patidar**

**Chairman & Whole-Time Director**

DIN:00549552

**Ramesh Patidar**

**Managing Director**

DIN:00931437

Date: May 9, 2025

Place: Indore

**Dinesh Patel**

**Chief Financial Officer**

**Ravi Patidar**

**Company Secretary**

M. No. ACS 32328



# STANDALONE STATEMENT OF CHANGES IN EQUITY

for the year ended March 31, 2025

(All amounts in INR crores, unless otherwise stated)

## A) Equity share capital (Refer note 16)

Particulars	Amount
<b>As at April 1, 2023</b>	<b>18.38</b>
Change in equity share capital (Refer note 16.7)	1.65
<b>As at March 31, 2024</b>	<b>20.03</b>
Change in equity share capital (Refer note 16.8)	100.18
<b>As at March 31, 2025</b>	<b>120.21</b>

## B) Other equity (Refer note 17)

Particulars	Reserves and Surplus				
	Securities Premium	Capital Reserve	General Reserve	Retained Earnings	Total Amount
<b>As at April 1, 2023</b>	<b>87.97</b>	<b>0.21</b>	<b>97.52</b>	<b>159.05</b>	<b>344.75</b>
Profit for the year	-	-	-	117.16	117.16
Other comprehensive income	-	-	-	(0.59)	(0.59)
Issue of equity shares, net of transaction costs (Refer note 16.7)	198.35	-	-	-	198.35
Dividend paid	-	-	-	(3.68)	(3.68)
<b>As at March 31, 2024</b>	<b>286.32</b>	<b>0.21</b>	<b>97.52</b>	<b>271.94</b>	<b>655.99</b>

Particulars	Reserves and Surplus					
	Securities Premium	Capital Reserve	General Reserve	Retained Earnings	Share Based Payment Reserve	Total Amount
<b>As at April 1, 2024</b>	<b>286.32</b>	<b>0.21</b>	<b>97.52</b>	<b>271.94</b>	<b>-</b>	<b>655.99</b>
Profit for the year	-	-	-	393.63	-	393.63
Other comprehensive income	-	-	-	(0.20)	-	(0.20)
Issue of bonus shares (Refer note 16.8)	(100.18)	-	-	-	-	(100.18)
Dividend paid	-	-	-	(8.01)	-	(8.01)
Recognition of share based payment expenses (Refer note 42)	-	-	-	-	0.20	0.20
<b>As at March 31, 2025</b>	<b>186.14</b>	<b>0.21</b>	<b>97.52</b>	<b>657.36</b>	<b>0.20</b>	<b>941.43</b>



## STANDALONE STATEMENT OF CHANGES IN EQUITY

for the year ended March 31, 2025

(All amounts in INR crores, unless otherwise stated)

The above Standalone Statement of Changes in Equity should be read in conjunction with the accompanying notes.  
This is the Standalone Statement of Changes in Equity referred to in our report of even date.

**For Price Waterhouse**

**Chartered Accountants LLP**

Firm Registration No. 012754N / N500016

**For and on behalf of the Board of Directors of**

**Shakti Pumps (India) Limited**

CIN: L29120MP1995PLC009327

**Ali Akbar**

**Partner**

Membership No. 117839

**Dinesh Patidar**

**Chairman & Whole-Time Director**

DIN:00549552

**Ramesh Patidar**

**Managing Director**

DIN:00931437

Date: May 9, 2025

Place: Indore

**Dinesh Patel**

**Chief Financial Officer**

**Ravi Patidar**

**Company Secretary**

M. No. ACS 32328



# NOTES TO THE STANDALONE FINANCIAL STATEMENTS

for the year ended March 31, 2025

(All amounts in INR crores, unless otherwise stated)

## GENERAL INFORMATION:

Shakti Pumps (India) Limited ("SPIL" or "the Company") is a public limited company domiciled in India and incorporated on April 21, 1995. The registered office of the Company is situated at Plot No. 401, 402 & 413 Sector III Industrial Area Pithampur, Madhya Pradesh - 454774.

The Company is engaged in manufacturing and sale of Pumps, Motors, VFD, Inverters & their spare parts. The core products of the Company are Engineered Pumps, Industrial Pumps, and Solar Pumps etc.

The shares of the Company are listed on National Stock Exchange of India Limited and BSE Limited. The CIN of the Company is L29120MP1995PLC009327. The standalone financial statements of the Company for the year ended March 31, 2025 were approved for issue by the Board of Directors on May 9, 2025.

## 1. MATERIAL ACCOUNTING POLICIES

This note provides a list of the material accounting policies adopted in the preparation of these standalone financial statements. These policies have been consistently applied to all the years presented.

### 1.1 Basis of Preparation

#### (i) Compliance with Ind AS

The standalone financial statements of the Company have been prepared in accordance with Indian Accounting Standards (Ind AS) notified under Section 133 of the Companies Act, 2013 read with Companies (Indian Accounting Standards) Rules, 2015, as amended from time to time and other relevant provisions of the Companies Act, 2013 ('the Act'). The financial statements have been prepared on accrual and going concern basis.

#### (ii) Historical cost convention

The financial statements have been prepared on historical cost basis, except for following:

- defined benefit plans- plan assets measured at fair value
- share based payment transactions

#### (iii) Current and non-current classification

All assets and liabilities have been classified as current or non-current as per the Company's operating cycle and other criteria set out in Schedule III (Division II) of the Companies Act, 2013. Based on the nature of products and the time

between the acquisition of assets for processing and their realization in cash and cash equivalents, the Company has ascertained its operating cycle as 12 months for the purpose of current and non-current classification of assets and liabilities.

#### (iv) Functional currency

These financial statements have been prepared in Indian Rupee which is the functional currency of the Company.

#### (v) Rounding off amounts

All amounts disclosed in the financial statements and notes have been rounded off to the nearest INR crores as per the requirement of Schedule III, unless otherwise stated. The Company from the quarter ended June 2024, has changed its rounding off denomination to crores from lakhs in order to make it more useful to users of financial statements. Accordingly, the figures of the comparative period have also been changed to give this effect. Further, the said change is in line with Schedule III of the Companies Act, 2013.

#### (vi) New and amended standards adopted by the Company

The Ministry of Corporate Affairs vide notification dated September 9, 2024 and September 28, 2024 notified the Companies (Indian Accounting Standards) Second Amendment Rules, 2024 and Companies (Indian Accounting Standards) Third Amendment Rules, 2024, respectively, which amended/ notified certain accounting standards (see below), and are effective for annual reporting periods beginning on or after April 1, 2024:

- Insurance contracts - Ind AS 117; and
- Lease Liability in Sale and Leaseback - Amendments to Ind AS 116

These amendments did not have any material impact on the amounts recognised in prior periods and are not expected to significantly affect the current or future periods.

### 1.2 Property, plant and equipment

Freehold land is carried at historical cost. All other items of property, plant and equipment are stated at historical cost of acquisition or construction less accumulated depreciation and accumulated impairment loss, if any.

# NOTES TO THE STANDALONE FINANCIAL STATEMENTS

for the year ended March 31, 2025

(All amounts in INR crores, unless otherwise stated)

The cost of an item of property, plant and equipment comprises its purchase price, including import duties and other non-refundable taxes or levies and any directly attributable cost of bringing the asset to its working condition for its intended use including relevant borrowing cost for qualifying assets. Any trade discounts and rebates are deducted in arriving at the purchase price.

When parts of an item of property, plant and equipment have different useful lives, they are accounted for as separate items (major components) of property, plant and equipment.

Subsequent cost are included in the asset's carrying amount or recognized as a separate asset, as appropriate, only when it is probable that the future economic benefits associated with the item will flow to the Company and its cost can be measured reliably. The carrying amount of any component accounted for as a separate asset is derecognised when replaced. All other repairs and maintenance are charged to profit or loss during the reporting period in which they are incurred.

An item of property, plant and equipment is

derecognised upon disposal or when no future benefits are expected from its use or disposal. Gains and losses on disposal of an item of property, plant and equipment are determined by comparing the proceeds from disposal with the carrying amount of property, plant and equipment, and are recognised net within other income/expenses in the statement of profit and loss.

Cost of Capital Work in Progress ('CWIP') comprises amount paid towards acquisition of property, plant and equipment outstanding as of each balance sheet date and construction expenditures, other expenditures necessary for the purpose of preparing the CWIP for its intended use and borrowing cost incurred before the qualifying asset is ready for intended use. CWIP is not depreciated until such time as the relevant asset is completed and ready for its intended use.

## DEPRECIATION METHODS, ESTIMATED USEFUL LIVES AND RESIDUAL VALUE

Depreciation is calculated using the straight-line method to allocate the cost of the assets, net of their residual values, over their estimated useful lives as follows:

Particulars	Management's Estimated Useful life (in years)	Useful life as per Schedule II (in Years)
Buildings	30	30
Plant and Machinery	15-35	15
Die and Tools	8	15
Computers	6	3
Furniture and Fixtures	10	10
Motor Vehicles	10	8
Office Equipment	5	5

The useful lives have been determined based on technical evaluation done by the management which in certain class of assets are different from those specified by Schedule II to the Companies Act, 2013, in order to reflect the actual usage of the assets. The residual values are not more than 5% of the original cost of the asset.

The assets' residual values and useful lives are reviewed, and adjusted if appropriate, at the end of each reporting period.

An asset's carrying amount is written down immediately to its recoverable amount if the asset's carrying amount is greater than its estimated recoverable amount.

## 1.3 Inventories

Inventories are stated at the lower of cost and net realisable value.

Cost of raw materials and packing materials comprises cost of purchases. Cost of work-in-progress and finished goods comprises direct material, direct labour and an appropriate proportion of variable and fixed overhead expenditure, the latter being allocated on the basis of normal operating capacity. Cost of inventories also include all other costs incurred in bringing the inventories to their present location and condition and are net of rebates and discounts.



# NOTES TO THE STANDALONE FINANCIAL STATEMENTS

for the year ended March 31, 2025

(All amounts in INR crores, unless otherwise stated)

The costs of individual items of inventory are determined on a weighted average cost basis.

Net realisable value represents the estimated selling price in the ordinary course of business less the estimated costs of completion and the estimated costs necessary to make the sale. Raw material and packing material are not written down below the cost if the finished products in which they will be used are expected to sell at or above the cost.

## 1.4 Borrowings

Borrowings are initially recognised at fair value, net of transaction costs incurred and are subsequently measured at amortised cost. Any difference between the proceeds (net of transaction costs) and the redemption amount is recognised in profit or loss over the period of the borrowings using the effective interest method.

Borrowings are derecognised from the balance sheet when the obligation specified in the contract is discharged, cancelled or expired. The difference between the carrying amount of a financial liability that has been extinguished or transferred to another party and the consideration paid, including any non-cash assets transferred or liabilities assumed, is recognized in profit or loss as other income or other expenses.

Borrowings are classified as current liabilities unless, as at the end of the reporting period, the Company has an unconditional right to defer settlement of the liability for at least 12 months after the reporting period.

## 1.5 Borrowing Costs

General and specific borrowing costs that are directly attributable to the acquisition, construction or production of a qualifying asset are capitalized during the period of time that is required to complete and prepare the asset for its intended use or sale. Qualifying assets are assets that necessarily take a substantial period of time to get ready for its intended use or sale. All other borrowing costs are expensed in the period in which they are incurred.

## 1.6 Income tax

The income tax expense or credit for the year is the tax payable on the current year's taxable income based on the applicable income tax rate adjusted by changes in deferred tax assets and liabilities attributable to

temporary differences and to unused tax losses (if any).

The Company's current income tax charge is calculated on the basis of the tax laws enacted or substantively enacted at the balance sheet date in the countries where the Company and its branch operates and generates taxable income. Management periodically evaluates positions taken in tax returns with respect to situations in which applicable tax regulations is subject to interpretation and considers whether it is probable that a taxation authority will accept an uncertain tax treatment. The Company measures its tax balances either based on the most likely amount or the expected value, depending on which method provides a better prediction of the resolution of the uncertainty.

Deferred tax is provided in full, using the liability method, on temporary differences arising between the tax bases of assets and liabilities and their carrying amounts in the standalone financial statements. Deferred income tax is determined using tax rates (and laws) that have been enacted or substantially enacted by the end of the reporting year and are expected to apply when the related deferred income tax asset is realised or the deferred income tax liability is settled.

Deferred tax assets are recognised for all deductible temporary differences and unused tax losses only if it is probable that future taxable amounts will be available to utilise those temporary differences and losses.

Deferred tax assets and liabilities are offset when there is a legally enforceable right to offset current tax assets and liabilities and when the deferred tax balances relate to the same taxation authority. Current tax assets and tax liabilities are offset where the entity has a legally enforceable right to offset and intends either to settle on a net basis, or to realise the asset and settle the liability simultaneously.

Current and deferred tax is recognised in profit or loss, except to the extent that it relates to items recognised in other comprehensive income or directly in equity. In this case, the tax is also recognised in other comprehensive income or directly in equity, respectively.

## 1.7 Trade receivables

Trade receivables are amounts due from customers for goods sold or services performed in the ordinary



# NOTES TO THE STANDALONE FINANCIAL STATEMENTS

for the year ended March 31, 2025

(All amounts in INR crores, unless otherwise stated)

course of business and reflect the Company's unconditional right to consideration (that is, payment is due only on the passage of time).

Trade receivables are recognised initially at the transaction price as they do not contain significant financing components. The Company holds the trade receivables with the objective of collecting the contractual cash flows and therefore measures them subsequently at amortised cost using the effective interest method, less loss allowance.

For trade receivables and contract assets, the Company applies the simplified approach required by Ind AS 109, which requires expected lifetime losses to be recognised from initial recognition of the receivables.

## 1.8 Trade and Other Payables

These amounts represent liabilities, for goods and services provided to the Company prior to the end of financial year which are unpaid. Trade and other payables are presented as current liabilities unless payment is not due within 12 months after the reporting period. They are initially recognised at their fair value and subsequently measured at amortised cost using the effective interest method.

## 1.9 Provisions

Provisions for claims and service warranties are recognised when the Company has a present legal or constructive obligation as a result of past events, it is probable that an outflow of resources will be required to settle the obligation and the amount can be reliably estimated. Provisions are not recognised for future operating losses.

Where there are a number of similar obligations, the likelihood that an outflow will be required in settlement is determined by considering the class of obligations as a whole. A provision is recognized even if the likelihood of an outflow with respect to any one item included in the same class of obligations may be small.

Provisions are measured at the present value of management's best estimate of the expenditure required to settle the present obligation at the end of the reporting period. Provisions are discounted only if the impact of discounting is considered material. The discount rate used to determine the present value is a pre-tax rate that reflects current market assessments

of the time value of money and the risks specific to the liability. The increase in the provision due to the passage of time is recognised as interest expense.

## 1.10 Share based payments

Employees of the Company receive remuneration in the form of Share-based Payments in consideration of the services rendered. Under the equity settled share-based payment, the fair value on the grant date of the award given to employees is recognised as 'employee benefit expense' with a corresponding increase in equity over the vesting period. The fair value of the options at the grant date is calculated by an independent valuer basis 'Black Scholes model'.

The total amount to be expensed is determined by reference to the fair value of the options granted:

- (i) including any market performance conditions (for example, the entity's share price)
- (ii) excluding impact of any service and non-market performance vesting conditions
- (iii) including the impact of any non-vesting conditions (e.g the requirement for employees to save or hold shares for a specific period of time)

The total expense is recognised over the vesting period, which is the period over which all of the specified vesting conditions are to be satisfied. At the end of each period, the Company revises its estimates of the number of options that are expected to vest based on the non-market vesting and service conditions. The Company recognises the impact of the revision to original estimates, if any, in profit or loss, with a corresponding adjustment to equity.

When shares are forfeited due to a failure by the employee to satisfy the service conditions, any expenses previously recognised in related to such shares are reversed effective from the date of forfeiture.

## 1.11 Revenue Recognition

The Company manufactures and sells a range of Pumps, Motors and related components.

Revenue from contracts with customers is recognised when control of the goods or services are transferred to the customer at an amount that reflects the consideration to which the Company expects to be entitled in exchange for those goods or services. The Company has concluded that it is the principal in its



# NOTES TO THE STANDALONE FINANCIAL STATEMENTS

for the year ended March 31, 2025

(All amounts in INR crores, unless otherwise stated)

revenue arrangements, as it typically controls the goods or services before transferring them to the customer.

The Company considers the terms of the contract in determining the transaction price. The transaction price is based upon the amount the Company expects to be entitled to in exchange for transferring of promised goods and services to the customer after deducting discounts, volume rebates etc. The Company collects goods and services tax (GST) on behalf of the government and, therefore, these are not economic benefits flowing to the Company. Hence, they are excluded from revenue. Revenue is only recognised to the extent that it is highly probable that a significant reversal will not occur.

Revenue from sale of goods is recognised at the point in time when control of the product is transferred to the customer, which is generally determined when title, ownership, risk of obsolescence and loss pass to the customer and the Company has the present right to payment, all of which occurs at a point in time upon shipment or delivery of the product or customer acceptance, as per the respective terms agreed with the customer. The Company considers freight activities as costs to fulfil the promise to transfer the related products and the payments by the customers for freight costs are recorded as a component of revenue.

The Company provides installation and maintenance services on its certain products at the time of sale in terms of the contract with customers. These installation and maintenance services are sold together with the sale of product. Each component is treated as a separate performance obligation because the promises to transfer the product and to provide the installation and maintenance services are capable of being distinct. The transaction price is allocated based on stand-alone selling prices, determined using observable prices or estimated using the cost-plus margin method. Revenue from the sale of product is recognized at the point in time when control is transferred to the customer. Installation revenue is recognized upon rendering of installation service. Maintenance service revenue is recognized on a straight line basis over the contracted period, reflecting the continuous transfer of service to the customer.

The Company typically provides warranties for general

repairs of defects that existed at the time of sale, as required by law. These assurance-type warranties are accounted for under Ind AS 37 Provisions, Contingent Liabilities and Contingent Assets. Refer to the accounting policy on warranty provisions in 1.9 above.

## 2. CRITICAL ESTIMATES AND JUDGEMENTS

The preparation of standalone financial statements requires the use of accounting estimates which, by definition, will likely differ from the actual results. Management also needs to exercise judgement in applying the Company's accounting policies.

This note provides an overview of the areas that involved a higher degree of judgement or complexity, and of items which are more likely to be materially adjusted due to final outcomes deviating from estimates and assumptions made. Detailed information about each of these estimates and judgements is included below as well as in relevant notes together with information about the basis of calculation for each affected line item in the financial statements.

Estimates and judgements are continually evaluated. They are based on historical experience and other factors, including expectations of future events that might have a financial impact on the Company and that are believed to be reasonable under the circumstances.

The following paragraphs explain areas that are considered more critical, involving a higher degree of judgement and complexity.

- Estimation of useful life of Property Plant & Equipment (Refer note 1.2, 3)

The charge in respect of periodic depreciation is derived after determining an estimate of an asset's expected useful life and the expected residual value at the end of its life. The useful lives and residual values of the Company's assets are determined by management at the time the asset is acquired and reviewed periodically, including at each financial year end and any change is considered on prospective basis. The lives are based on historical experience with similar assets as well as anticipation of future events, which may impact their life, such as changes in technology.

- Estimate of expected credit loss (ECL) on trade receivables (Refer note 1.7, 11 and 46)

The impairment provisions for trade receivables are based on a provision matrix which considers

# NOTES TO THE STANDALONE FINANCIAL STATEMENTS

for the year ended March 31, 2025

(All amounts in INR crores, unless otherwise stated)

assumptions about risk of default and expected loss rates. The Company uses judgement in making these assumptions and selecting the inputs to the impairment calculation, based on Company's past history, credit risk, existing market conditions as well as forward looking estimates at the end of each reporting period.

- Provision for warranty (Refer note 1.9, 20 and 25)

The Company gives warranties for its products, undertaking to repair or replace the product that fail to perform satisfactory during the warranty period. Provision made at the year-end represents the amount of expected cost of meeting such obligations of rectification / replacement which is based on the historical warranty claim information as well as recent trends that might suggest that past cost information may differ from future claims. Factors that could impact the estimated claim information include the success of the Company's productivity and quality initiatives. The closing warranty provision is bifurcated into current and non-current based on the past settlement trend.

- Revenue recognition in respect of contracts with multiple performance obligations (Refer note 1.11 and 28)

The Company's revenue recognition process for contracts with multiple performance obligations requires management to exercise significant judgment in several areas. Management identifies each distinct performance obligation within a contract and allocates the transaction price to each based on their relative standalone selling prices. When standalone selling prices are not directly observable, management estimates them using a combination of market data, expected costs, and profit margins. The assessment of when performance obligations are satisfied, and thus when revenue is recognized, involves further judgment, particularly for services delivered over time. Changes in these estimates and judgments could significantly affect the timing and amount of revenue recognized in the financial statements.

# NOTES TO THE STANDALONE FINANCIAL STATEMENTS

for the year ended March 31, 2025

(All amounts in INR crores, unless otherwise stated)

## 3(a): Property, plant and equipment and capital work-in-progress (CWIP)

Particulars	Other than Research and Development								Research and Development					Total	Capital work-in-progress
	Freehold Land	Buildings	Plant and Machinery	Die and Tools	Computers	Furniture and Fixtures	Motor Vehicles	Office Equipments	Plant and Machinery	Die and Tools	Computers	Furniture and Fixtures	Office Equipments		
<b>Gross Carrying Amount</b>															
<b>As at April 1, 2023</b>	1.27	36.97	83.55	113.73	6.95	6.86	1.86	7.05	0.52	4.11	0.34	0.03	1.17	264.41	1.46
Additions	-	0.53	4.68	10.08	0.55	0.29	1.63	0.59	0.16	0.65	0.12	0.05	0.18	19.51	16.31
Disposals	-	-	0.59	0.02	-	0.03	-	0.03	-	-	-	-	-	0.67	-
Capital work-in-progress capitalised	-	-	-	-	-	-	-	-	-	-	-	-	-	-	-
<b>As at March 31, 2024</b>	1.27	37.50	87.64	123.79	7.50	7.12	3.49	7.61	0.68	4.76	0.46	0.08	1.35	283.25	17.77
Additions	-	18.57	18.79	9.01	1.83	1.34	-	3.35	0.25	1.37	0.15	-	0.11	54.77	9.93
Disposals	-	-	12.75	12.29	0.45	0.67	-	0.41	-	-	-	-	0.00	26.57	-
Capital work-in-progress capitalised	-	-	-	-	-	-	-	-	-	-	-	-	-	-	27.70
<b>As at March 31, 2025</b>	1.27	56.07	93.68	120.51	8.88	7.79	3.49	10.55	0.93	6.13	0.61	0.08	1.46	311.45	-
<b>Accumulated Depreciation</b>															
<b>As at April 1, 2023</b>	-	10.05	46.30	79.43	6.11	5.00	1.01	3.91	0.13	1.45	0.19	0.01	0.29	153.88	-
Depreciation charge for the year	-	0.96	5.08	8.42	0.40	0.42	0.24	0.58	0.04	0.52	0.09	0.01	0.12	16.88	-
Disposals	-	-	0.48	0.02	-	0.02	-	0.01	-	-	-	-	-	0.53	-
<b>As at March 31, 2024</b>	-	11.01	50.90	87.83	6.51	5.40	1.25	4.48	0.17	1.97	0.28	0.02	0.41	170.23	-
Depreciation charge for the year	-	1.13	5.07	8.09	0.59	0.45	0.32	0.72	0.05	0.64	0.11	0.01	0.12	17.30	-
Disposals	-	-	9.76	12.28	0.44	0.67	0.00	0.34	-	-	-	-	-	23.49	-





# Notes to the Standalone Financial Statements

for the year ended March 31, 2025

(All amounts in INR crores, unless otherwise stated)

Particulars	Other than Research and Development								Research and Development					Total	Capital work-in-progress
	Freehold Land	Buildings	Plant and Machinery	Die and Tools	Computers	Furniture and Fixtures	Motor Vehicles	Office Equipments	Plant and Machinery	Die and Tools	Computers	Furniture and Fixtures	Office Equipments		
As at March 31, 2025	-	12.14	46.21	83.64	6.66	5.18	1.57	4.86	0.22	2.61	0.39	0.03	0.53	164.04	-
Net block Value															
As at March 31, 2025	1.27	43.93	47.47	36.87	2.22	2.61	1.92	5.69	0.71	3.52	0.22	0.05	0.93	147.41	-
As at March 31, 2024	1.27	26.49	36.74	35.96	0.99	1.72	2.24	3.13	0.51	2.79	0.18	0.06	0.94	113.02	17.77

A. Capital work-in-progress includes assets under construction at various plants and yet to be commissioned.

B. Refer note 18 and 22 for information on property, plant and equipment pledged as security by the Company.

C. Refer note 39(b) for disclosure of contractual commitments for the acquisition of property, plant and equipment.

D. The Company has carried out the exercise of assessment of any indications of impairment to its property, plant and equipment as on the Balance Sheet date. Pursuant to such exercise it is determined that there has been no impairment to its property, plant and equipment during the year.

E. Capital expenditure incurred during the year on research and development is accounted for as an addition to property, plant and equipment.

F. All title deeds of immovable properties are held in the name of the Company.

G. For capital work in progress, there are no projects that are suspended or whose completion is overdue or has exceeded its cost compared to its original plan.



# NOTES TO THE STANDALONE FINANCIAL STATEMENTS

for the year ended March 31, 2025

(All amounts in INR crores, unless otherwise stated)

## Capital work in progress

### Aging of CWIP:

As at March 31, 2025	Amount in CWIP for a period of				Total
Particulars	Less than 1 year	1 to 2 years	2 to 3 years	More than 3 years	
Projects in progress	-	-	-	-	-

As at March 31, 2024	Amount in CWIP for a period of				Total
Particulars	Less than 1 year	1 to 2 years	2 to 3 years	More than 3 years	
Projects in progress	16.30	0.97	0.35	0.15	17.77

### 3(b): Right-of-use assets

Particulars	Leasehold land	Total
<b>Gross Carrying Amount</b>		
<b>As at April 1, 2023</b>	<b>1.40</b>	<b>1.40</b>
Additions	-	-
Disposals	-	-
<b>As at March 31, 2024</b>	<b>1.40</b>	<b>1.40</b>
Additions	0.18	0.18
Disposals	-	-
<b>As at March 31, 2025</b>	<b>1.58</b>	<b>1.58</b>
<b>Accumulated Depreciation</b>		
<b>As at April 1, 2023</b>	<b>0.06</b>	<b>0.06</b>
Depreciation charge for the year	0.16	0.16
Disposals	-	-
<b>As at March 31, 2024</b>	<b>0.22</b>	<b>0.22</b>
Depreciation charge for the year	0.19	0.19
Disposals	-	-
<b>As at March 31, 2025</b>	<b>0.41</b>	<b>0.41</b>
<b>Net block value</b>		
<b>As at March 31, 2025</b>	<b>1.17</b>	<b>1.17</b>
<b>As at March 31, 2024</b>	<b>1.18</b>	<b>1.18</b>

Note:

- The Company's leasing arrangements include leasehold land. Leasehold land mainly pertains to the manufacturing facility at Pithampur which contain extension and termination options. Rental contracts for Leasehold land typically made for fixed periods of 30 to 99 years.

- Critical judgements in determining the lease term

In determining the lease term, management considers all facts and circumstances that create an economic incentive to exercise an extension option, or not exercise a termination option. Extension options (or periods after termination options) are only included in the lease term if the lease is reasonably certain to be extended (or not terminated).

## NOTES TO THE STANDALONE FINANCIAL STATEMENTS

for the year ended March 31, 2025

(All amounts in INR crores, unless otherwise stated)

### 4. Intangible assets and Intangible assets under development

Particulars	Computer Software	Intangible assets under development
<b>Gross carrying amount</b>		
<b>As at April 1, 2023</b>	<b>6.18</b>	<b>0.09</b>
Additions	0.75	0.17
Disposals	-	0.03
Intangible assets under development capitalised	-	-
<b>As at March 31, 2024</b>	<b>6.93</b>	<b>0.23</b>
Additions	0.59	0.10
Disposals	0.78	-
Intangible assets under development capitalised	-	0.23
<b>As at March 31, 2025</b>	<b>6.74</b>	<b>0.10</b>
<b>Accumulated amortisation</b>		
<b>As at April 1, 2023</b>	<b>1.69</b>	<b>-</b>
Amortisation charge for the year	0.53	-
Disposals	-	-
<b>As at March 31, 2024</b>	<b>2.22</b>	<b>-</b>
Amortisation charge for the year	0.54	-
Disposals	0.35	-
<b>As at March 31, 2025</b>	<b>2.41</b>	<b>-</b>
<b>Net block value</b>		
<b>As at March 31, 2025</b>	<b>4.33</b>	<b>0.10</b>
<b>As at March 31, 2024</b>	<b>4.71</b>	<b>0.23</b>

#### (a) Aging schedule

As at March 31, 2025	Amount in Intangible assets under development for a period of				Total
Particulars	Less than 1 year	1 to 2 years	2 to 3 years	More than 3 years	
Projects in progress	0.03	0.04	-	0.03	0.10

As at March 31, 2024	Amount in Intangible assets under development for a period of				Total
Particulars	Less than 1 year	1 to 2 years	2 to 3 years	More than 3 years	
Projects in progress	0.17	0.01	0.02	0.03	0.23



# NOTES TO THE STANDALONE FINANCIAL STATEMENTS

for the year ended March 31, 2025

(All amounts in INR crores, unless otherwise stated)

## 5. Non-current Investments

Particulars	As at March 31, 2025	As at March 31, 2024
<b>Investments in subsidiaries (measured at Cost) (Unquoted):</b>		
Equity instrument of subsidiaries (Fully Paid-up)		
27,75,76,100 Shares of Shakti Energy Solutions Limited (Rs. 1 each) (As at March 31, 2024, 19,957,610 shares [Rs. 10 each])	24.30	16.50
5,00,00,000 Shares of Shakti EV Mobility Private Limited (Rs. 10 each) (As at March 31, 2024, 2,69,20,000)	50.00	26.92
6 Shares of Shakti Pumps FZE (AED 1,50,000 each) (As at March 31, 2024, 6 shares)	1.57	1.57
65,000 Shares of Shakti Pumps USA, LLC (USD 1 each) (As at March 31, 2024, 65,000 shares)	0.33	0.33
41,000 Shares of Shakti Pumps (Bangladesh) Limited (Taka 100 each) (As at March 31, 2024, 41,000 shares)	0.37	0.37
<b>Investments in others (measured at FVTPL):</b>		
Equity instrument in others (in Cosmos Bank)	-	*
<b>Total</b>	<b>76.57</b>	<b>45.69</b>

Particulars	As at March 31, 2025	As at March 31, 2024
<b>Total non-current investments</b>	<b>76.57</b>	<b>45.69</b>
Aggregate amount of quoted investments	-	-
Aggregate market value of quoted investments	-	-
Aggregate amount of unquoted investments	76.57	45.69
Aggregate amount of impairment in the value of investments	-	-

\*Amount is below the rounding off norm adopted by the Company.

## 6. Other non-current financial assets

Particulars	As at March 31, 2025	As at March 31, 2024
Fixed deposit with maturity of more than 12 months	2.20	4.84
Security deposits	5.64	3.77
<b>Total</b>	<b>7.84</b>	<b>8.61</b>



## NOTES TO THE STANDALONE FINANCIAL STATEMENTS

for the year ended March 31, 2025

(All amounts in INR crores, unless otherwise stated)

### 7. Deferred tax assets (net)

Particulars	As at March 31, 2025	As at March 31, 2024
<b>Deferred tax liability on:</b>		
Property, plant and equipment and intangible assets	(6.51)	(6.46)
Others	(0.61)	(1.31)
<b>Deferred tax assets on:</b>		
Provision for warranty	10.50	6.35
Provision for gratuity	2.16	1.88
Provision for compensated absences	0.17	0.12
Provision for loss allowance on trade receivables	4.70	0.76
Others	2.17	0.47
<b>Total</b>	<b>12.58</b>	<b>1.81</b>

\*This amount is charged/(credited) into statement of profit and loss and other comprehensive income.

Particulars	As at April 1, 2023	Charged / (Credited) *	As at March 31, 2024	Charged / (Credited) *	As at March 31, 2025
Property, plant and equipment and intangible assets	(7.17)	0.71	(6.46)	(0.05)	(6.51)
Provision for warranty	0.60	5.75	6.35	4.15	10.50
Provision for gratuity	1.58	0.30	1.88	0.28	2.16
Provision for compensated absences	0.10	0.02	0.12	0.05	0.17
Provision for loss allowance on trade receivables	0.26	0.50	0.76	3.94	4.70
Others	-	(0.84)	(0.84)	2.40	1.56
<b>Total</b>	<b>(4.63)</b>	<b>6.44</b>	<b>1.81</b>	<b>10.77</b>	<b>12.58</b>

\*This amount is charged / (credited) into statement of profit and loss and other comprehensive income.

### 8. Income tax assets (net)

Particulars	As at March 31, 2025	As at March 31, 2024
Income tax assets (net)	0.02	0.27
<b>Total</b>	<b>0.02</b>	<b>0.27</b>

### 9. Other non-current assets

Particulars	As at March 31, 2025	As at March 31, 2024
<b>(Unsecured, considered good)</b>		
Capital advances	18.94	0.11



# NOTES TO THE STANDALONE FINANCIAL STATEMENTS

for the year ended March 31, 2025

(All amounts in INR crores, unless otherwise stated)

Particulars	As at March 31, 2025	As at March 31, 2024
Prepaid expenses	0.99	-
Balances with government authorities	1.88	1.64
<b>Total</b>	<b>21.81</b>	<b>1.75</b>

## 10. Inventories

Particulars	As at March 31, 2025	As at March 31, 2024
Raw materials (includes stock in transit ₹ 5.51 crores; Previous year: ₹ 11.62 crores)	145.86	104.09
Packing materials	1.25	1.18
Work-in-progress	30.22	43.40
Finished goods	130.92	122.62
<b>Total</b>	<b>308.24</b>	<b>271.29</b>

### Notes:

- Inventories are hypothecated with the bankers against term loans and working capital limits. [Refer note 18 and 22(b)]
- Valued at lower of cost and net realisable value.
- Write-downs of inventories to net realisable value amounted to Rs. Nil (Previous year: Rs. Nil). These were recognised as an expense during the year and included in 'changes in inventories of finished goods and work-in-progress' in the Standalone Statement of Profit and Loss.
- Provision for slow moving and obsolete inventory amounted to Rs. 1.72 crores (Previous year: Rs. Nil crores), These were recognised as an expense during the year and included in 'Cost of materials consumed' in the Standalone Statement of Profit and Loss.

## 11. Trade receivables

Particulars	As at March 31, 2025	As at March 31, 2024
Trade receivables from contract with customers	1,042.95	618.26
Trade receivables from contract with customers - related parties (Refer note 44)	1.02	13.46
Less : Loss allowance	(18.66)	(3.02)
<b>Total</b>	<b>1,025.31</b>	<b>628.70</b>

### Break-up of security details

Particulars	As at March 31, 2025	As at March 31, 2024
Trade receivables (considered good) - unsecured	1,042.90	630.65
Trade receivables (significant increase in credit risk) - unsecured	-	-

## NOTES TO THE STANDALONE FINANCIAL STATEMENTS

for the year ended March 31, 2025

(All amounts in INR crores, unless otherwise stated)

Particulars	As at March 31, 2025	As at March 31, 2024
Trade receivables (credit impaired) - unsecured	1.07	1.07
Less: Loss allowance	(18.66)	(3.02)
<b>Total</b>	<b>1,025.31</b>	<b>628.70</b>

### Notes:

- Trade Receivable are hypothecated with the bankers against term loans and working capital limits. [Refer note 18 and 22(b)]
- Loss allowance includes Rs. 17.59 crores (Previous year: Rs. 1.95 crores) made on account of expected credit loss on Trade Receivables.
- Aging of trade receivables

### As at March 31, 2025

Particulars	Outstanding for following periods from the due date						Total
	Not due	Less than 6 months	6 months - 1 year	1 - 2 years	2 - 3 years	More than 3 years	
<b>Undisputed trade receivables</b>							
considered good	802.11	156.81	57.84	6.25	9.90	9.99	1,042.90
Which have significant increase in credit risk	-	-	-	-	-	-	-
credit impaired	-	-	-	-	-	-	-
<b>Disputed trade receivables</b>							
considered good	-	-	-	-	-	-	-
Which have significant increase in credit risk	-	-	-	-	-	-	-
credit impaired	-	-	-	-	-	1.07	1.07
<b>Gross Carrying Amount</b>	<b>802.11</b>	<b>156.81</b>	<b>57.84</b>	<b>6.25</b>	<b>9.90</b>	<b>11.06</b>	<b>1,043.97</b>

### As at March 31, 2024

Particulars	Outstanding for following periods from the due date						Total
	Not due	Less than 6 months	6 months - 1 year	1 - 2 years	2 - 3 years	More than 3 years	
<b>Undisputed trade receivables</b>							
considered good	503.49	58.66	25.07	30.94	7.71	4.78	630.65
Which have significant increase in credit risk	-	-	-	-	-	-	-
credit impaired	-	-	-	-	-	-	-
<b>Disputed trade receivables</b>	-	-	-	-	-	-	-
considered good	-	-	-	-	-	-	-
Which have significant increase in credit risk	-	-	-	-	-	-	-



# NOTES TO THE STANDALONE FINANCIAL STATEMENTS

for the year ended March 31, 2025

(All amounts in INR crores, unless otherwise stated)

Particulars	Outstanding for following periods from the due date						Total
	Not due	Less than 6 months	6 months - 1 year	1 - 2 years	2 - 3 years	More than 3 years	
credit impaired	-	-	-	-	-	1.07	1.07
<b>Gross Carrying Amount</b>	<b>503.49</b>	<b>58.66</b>	<b>25.07</b>	<b>30.94</b>	<b>7.71</b>	<b>5.85</b>	<b>631.72</b>

## 12. Cash and cash equivalents

Particulars	As at March 31, 2025	As at March 31, 2024
Cash in Hand	0.05	0.02
Balance with banks :		
In current accounts	25.89	5.46
Deposits with original maturity of less than 3 months	14.54	172.89
<b>Total</b>	<b>40.48</b>	<b>178.37</b>

There are no repatriation restrictions with regard to cash and cash equivalents as at the end of the reporting period and prior periods.

## 13. Bank balances other than cash and cash equivalents

Particulars	As at March 31, 2025	As at March 31, 2024
Deposits with original maturity of more than three months	110.57	9.44
Unclaimed dividend account	0.17	0.17
<b>Total</b>	<b>110.74</b>	<b>9.61</b>

### Note:

The Company can utilise the balance of unclaimed dividend account towards settlement of unclaimed dividend.

## 14. Other current financial assets

Particulars	As at March 31, 2025	As at March 31, 2024
<b>Unsecured, considered good:</b>		
Security deposits	3.77	7.18
Interest accrued on fixed deposits with bank	8.76	0.79
<b>Total</b>	<b>12.53</b>	<b>7.97</b>

## 15. Other current assets

Particulars	As at March 31, 2025	As at March 31, 2024
<b>Unsecured, considered good:</b>		
Prepaid expenses	8.32	10.37
Advance to suppliers for goods and services	21.25	7.02
Balance with government authorities	48.43	48.86



## NOTES TO THE STANDALONE FINANCIAL STATEMENTS

for the year ended March 31, 2025

(All amounts in INR crores, unless otherwise stated)

Particulars	As at March 31, 2025	As at March 31, 2024
Other receivables	0.64	1.52
<b>Total</b>	<b>78.64</b>	<b>67.77</b>

### 16. Equity share capital

Particulars	As at March 31, 2025		As at March 31, 2024	
	No. of Shares	Amount	No. of Shares	Amount
<b>Authorised :</b>				
Equity Shares of ₹10/- each	17,50,00,000	175.00	2,50,00,000	25.00
15 % Compulsory Convertible Preference Shares of ₹100/- each	15,00,000	15.00	15,00,000	15.00
<b>Total</b>	<b>17,65,00,000</b>	<b>190.00</b>	<b>2,65,00,000</b>	<b>40.00</b>
<b>Issued and subscribed :</b>				
Equity shares of ₹10/- each	12,03,90,800	120.39	2,02,15,300	20.22
15 % Compulsory Convertible Preference Shares of ₹100/- each	-	-	-	-
<b>Total</b>	<b>12,03,90,800</b>	<b>120.39</b>	<b>2,02,15,300</b>	<b>20.22</b>
<b>Paid up capital :</b>				
Equity Shares of ₹10/- each	12,02,10,600	120.21	2,00,35,100	20.03
15 % Compulsory Convertible Preference Shares of ₹100/- each	-	-	-	-
<b>Total</b>	<b>12,02,10,600</b>	<b>120.21</b>	<b>2,00,35,100</b>	<b>20.03</b>

#### 16.1 Terms and rights attached to the equity shares:

- The Company has only one class of equity shares having a par value of Rs. 10/- per share.
- Each holder of equity shares is entitled to one vote per share. The Company declares and pays dividend in Indian rupees. The dividend proposed by the Board of Directors is subject to the approval of the shareholders in the ensuing Annual General Meeting except in case of interim dividend.
- In the event of liquidation of the Company, the holders of equity shares will be entitled to receive remaining assets of the Company after distribution of all preferential amounts. The distribution will be in proportion to the number of equity shares held by the shareholders.

**16.2** 1,80,200 Shares out of Issued shares are forfeited by the company which has not been reissued.

#### 16.3 Reconciliation of number of equity shares

Particulars	As at March 31, 2025		As at March 31, 2024	
	No. of Shares	Amount	No. of Shares	Amount
Balance as at the beginning of the year	2,00,35,100	20.03	1,83,80,156	18.38
Add: Additional equity shares issued during the year	10,01,75,500	100.18	16,54,944	1.65
<b>Balance as at the end of the year</b>	<b>12,02,10,600</b>	<b>120.21</b>	<b>2,00,35,100</b>	<b>20.03</b>



# NOTES TO THE STANDALONE FINANCIAL STATEMENTS

for the year ended March 31, 2025

(All amounts in INR crores, unless otherwise stated)

**16.4. The details of shareholders holding more than 5% Shares :**

Name of the Shareholder	As at March 31, 2025		As at March 31, 2024	
	No. of Shares	% holding	No. of Shares	% holding
Shakti Sons Trust	2,26,18,600	18.82%	37,68,100	18.81%
Shakti Brothers Trust	93,77,200	7.80%	15,62,200	7.80%
Shakti Future Trust	90,05,000	7.49%	15,00,000	7.49%

**16.5 Shareholding of Promoters****(a) Shares held by promoters as at March 31, 2025**

Name of the Promoter	No. of shares held	% of total shares	% Change during the year
Shakti Sons Trust	2,26,18,600	18.82%	500%
Shakti Brothers Trust	93,77,200	7.80%	500%
Shakti Future Trust	90,05,000	7.49%	500%
Shakti Irrigation India Limited	55,92,000	4.65%	500%
Vintex Tools and Machineries Private Limited (formerly known as Vintex Tools Private Limited)	48,47,400	4.03%	502%
Mrs. Geeta Patidar	36,64,800	3.05%	500%
Mrs. Aishwarya Patidar	23,12,400	1.92%	500%
Mrs. Indira Patidar	20,04,000	1.67%	500%
Mrs. Pallavi Patidar	20,50,800	1.71%	500%
Mrs. Seema Patidar	5,64,996	0.47%	501%
<b>Total</b>	<b>6,20,37,196</b>	<b>51.61%</b>	
Total no. of shares issued, subscribed and paid up	12,02,10,600		

**(b) Shares held by promoters as at March 31, 2024**

Name of the Promoter	No. of shares held	% of total shares	% Change during the year
Shakti Sons Trust	37,68,100	18.81%	100%
Shakti Brothers Trust	15,62,200	7.80%	100%
Shakti Future Trust	15,00,000	7.49%	100%
Shakti Irrigation India Limited	9,32,000	4.65%	-
Vintex Tools and Machineries Private Limited (formerly known as Vintex Tools Private Limited)	8,05,000	4.02%	2%
Mrs. Geeta Patidar	6,10,800	3.05%	-
Mrs. Aishwarya Patidar	3,85,400	1.92%	-
Mrs. Indira Patidar	3,34,000	1.67%	-
Mrs. Pallavi Patidar	3,41,800	1.71%	-

## NOTES TO THE STANDALONE FINANCIAL STATEMENTS

for the year ended March 31, 2025

(All amounts in INR crores, unless otherwise stated)

Name of the Promoter	No. of shares held	% of total shares	% Change during the year
Mrs. Seema Patidar	94,000	0.47%	-
<b>Total</b>	<b>1,03,33,300</b>	<b>51.59%</b>	
Total no. of shares issued, subscribed and paid up	2,00,35,100		

**16.6** The Company is a public limited Company and does not have a holding Company.

**16.7** On March 22, 2024, the Treasury Committee of the Board of Directors of the Company has approved an allotment of 16,54,944 equity shares having face value of Rs 10 each at a premium of Rs. 1198.50 per equity share aggregating to Rs. 200 crores to eligible Qualified Institutional Buyers.

**16.8** The bonus issue in the ratio of 5:1 i.e. 5(five) bonus equity shares of Rs. 10 each for every 1(one) fully paid-up equity share held was approved by the shareholders of the Company on November 09, 2024. Subsequently, on November 26, 2024, the Company allotted 100,175,500 equity shares to the shareholders who held equity shares as on the record date of November 25, 2024. Consequently, Rs. 100.18 crores (representing par value of Rs. 10 per share) was transferred from securities premium to the share capital.

**16.9** There were no shares bought back nor allotted under any contract without receiving payment in cash during the five years immediately preceding the year ended March 31, 2025.

### **16.10 Shares reserved for issue under options**

The company has reserved equity shares for issue under Employee Stock Option Scheme, Refer note 42 Share Based Payments for details of Employee Stock Option Scheme.

## **17. Other Equity**

Particulars	As at March 31, 2025	As at March 31, 2024
<b>Reserves and Surplus</b>		
Securities premium (Refer note i below)	186.14	286.32
General reserve (Refer note ii below)	97.52	97.52
Retained earnings (Refer note iii below)	657.36	271.94
Capital reserve (Refer note iv below)	0.21	0.21
Share based payment reserve (Refer note v below)	0.20	-
<b>Total</b>	<b>941.43</b>	<b>655.99</b>

### **(i) Securities premium**

Particulars	As at March 31, 2025	As at March 31, 2024
Opening balance	286.32	87.97
Add: Premium on issue of shares	-	198.35
Less: Utilised on issue of bonus shares	(100.18)	-
<b>Closing balance</b>	<b>186.14</b>	<b>286.32</b>



# NOTES TO THE STANDALONE FINANCIAL STATEMENTS

for the year ended March 31, 2025

(All amounts in INR crores, unless otherwise stated)

## (ii) General reserve

Particulars	As at March 31, 2025	As at March 31, 2024
Opening balance	97.52	97.52
<b>Closing balance</b>	<b>97.52</b>	<b>97.52</b>

## (iii) Retained earnings

Particulars	As at March 31, 2025	As at March 31, 2024
Opening balance	271.94	159.05
Profit for the year	393.63	117.16
Other comprehensive income	(0.20)	(0.59)
Dividend paid	(8.01)	(3.68)
<b>Closing balance</b>	<b>657.36</b>	<b>271.94</b>

## (iv) Capital reserve

Particulars	As at March 31, 2025	As at March 31, 2024
Opening balance	0.21	0.21
<b>Closing balance</b>	<b>0.21</b>	<b>0.21</b>

## (v) Share based payment reserve

Particulars	As at March 31, 2025	As at March 31, 2024
Opening balance	-	-
Recognition of share based payment expense	0.20	-
<b>Closing balance</b>	<b>0.20</b>	<b>-</b>

Brief descriptions of items of Other Equity are given below:

### Securities premium:

Securities premium is used to record the premium on issue of shares. The reserve is to be utilised in accordance with the provisions of the Companies Act, 2013.

### General reserve:

The Company has created this reserve by appropriation of certain amount out of the profit in earlier years. The accumulated amount in this reserve is a free reserve.

### Retained earnings:

Amount of retained earnings represents accumulated profit and losses of the Company as on reporting date. Such profits and losses are after adjustment of payment of dividend, transfer to any reserves as statutorily required, actuarial gain/ loss arising out of remeasurement of defined benefit plans. The accumulated amount in this reserve is available for distribution of dividends.



# NOTES TO THE STANDALONE FINANCIAL STATEMENTS

for the year ended March 31, 2025

(All amounts in INR crores, unless otherwise stated)

## Capital reserve:

The Company has created capital reserve pursuant to past mergers and acquisitions.

## Share based payment reserve:

The share based payment reserve is used to recognise the grant date fair value of options issued to employees under Shakti Pumps (India) Limited Employee Stock Option Plan 2024.

## 18. Non-current borrowings

Particulars	As at March 31, 2025	As at March 31, 2024
<b>Secured:</b>		
<b>Term loans:</b>		
Foreign currency loans from bank	-	2.43
Less: Current maturities of long term borrowings	-	(2.43)
<b>Total</b>	<b>-</b>	<b>-</b>

(a) Interest rate of the above loans is ranging between 9.5% to 11.10%

(b) Foreign currency loans from banks are secured by way of:

- (i) First pari passu charge on both present and/or future, movable and immovable property, plant and equipment.
- (ii) Second pari passu charge on both present and/or future, current assets including inventories and receivables.

(c) Amount payable during next 12 months, disclosed under the head "Current borrowings" (Refer note 22)

(d) Utilisation of Borrowings taken from Bank:

The company has not taken any new loan from banks and financial institutions during the year.

(e) Maturity Profile of the above loan as below :

Particulars	As at March 31, 2025	As at March 31, 2024
Within one year	-	2.43
Two to five years	-	-
More than five years	-	-
<b>Total</b>	<b>-</b>	<b>2.43</b>

## 19. Lease liabilities

Particulars	As at March 31, 2025	As at March 31, 2024
Lease liabilities (non-current)	0.55	0.52
Lease liabilities (current)	0.17	0.15
<b>Total</b>	<b>0.72</b>	<b>0.67</b>

## (a) Lease liabilities movement

Particulars	As at March 31, 2025	As at March 31, 2024
Opening balance	0.67	0.67
Add: Addition during the year	0.18	-



# NOTES TO THE STANDALONE FINANCIAL STATEMENTS

for the year ended March 31, 2025

(All amounts in INR crores, unless otherwise stated)

Particulars	As at March 31, 2025	As at March 31, 2024
Less: Other non cash adjustment	(0.12)	-
Add: Interest on lease liabilities	0.05	0.05
Less: Lease rent paid	(0.06)	(0.05)
<b>Total</b>	<b>0.72</b>	<b>0.67</b>

**(b) Maturity analysis of lease liabilities**

Particulars	As at March 31, 2025	As at March 31, 2024
Not later than one year	0.06	0.06
Later than one year but not later than five years	0.24	0.24
Later than five years	1.20	1.26
<b>Total</b>	<b>1.50</b>	<b>1.56</b>

**(c) Amount recognised in statement of profit and loss in respect of leases**

Particulars	Year ended March 31, 2025	Year ended March 31, 2024
a) Interest expense (included in finance costs)	0.05	0.05
b) Expense relating to short-term leases (included in other expenses)	2.15	0.70
c) Expense relating to leases of low-value assets that are not shown above as short-term leases (included in other expenses)	-	-
d) Expense relating to variable lease payments not included in lease liabilities (included in other expenses)	-	-
e) Depreciation on right-of-use-assets	0.19	0.16

**20. Non-current provisions**

Particulars	As at March 31, 2025	As at March 31, 2024
<b>Provision for employee benefits :</b>		
Provision for gratuity (Refer note 41)	8.39	7.28
Provision for compensated absences (Refer note 41)	-	0.47
Provision for warranty (Refer note 25)	2.78	-
<b>Total</b>	<b>11.17</b>	<b>7.75</b>

**21. Other non-current liabilities**

Particulars	As at March 31, 2025	As at March 31, 2024
Contract liability - operation and maintenance obligations	29.12	-
<b>Total</b>	<b>29.12</b>	<b>-</b>

## NOTES TO THE STANDALONE FINANCIAL STATEMENTS

for the year ended March 31, 2025

(All amounts in INR crores, unless otherwise stated)

### 22. Current borrowings

Particulars	As at March 31, 2025	As at March 31, 2024
<b>Secured:</b>		
Working capital loans from banks	81.77	80.48
Current maturities of long term borrowings (Refer note 18)	-	2.43
<b>Unsecured:</b>		
Supplier's credit	45.41	-
<b>Total</b>	<b>127.18</b>	<b>82.91</b>

(a) Interest rate of the above loans are in the range between 5.62% to 9.85%

(b) These facilities are secured by way of :

- (i) First pari passu charge on both present and/or future, current assets including inventories and receivables.
- (ii) Second pari passu charge on both present and/or future, movable and immoveable property, plant and equipment.

(c) Borrowings are subsequently measured at amortised cost and therefore accrued interest is included in the carrying amount of the respective borrowing.

(d) The facilities have terms of repayment ranging between 3-6 months. Certain WCDL facilities are repayable on demand.

(e) Working capital loans from banks includes loans denominated in foreign currency aggregating to Rs. 14.21 crores (March 31, 2024: Rs nil).

(f) Net debt reconciliation

The section sets out an analysis of net debt and movements in net debt for each of the periods presented.

Particulars	As at March 31, 2025	As at March 31, 2024
Cash and cash equivalents	40.48	178.37
Borrowings	(127.18)	(82.91)
Lease liabilities	(0.72)	(0.67)
<b>Net debt</b>	<b>(87.42)</b>	<b>94.79</b>

Particulars	Cash and cash equivalents	Borrowings	Lease Liabilities	Total
<b>Net debt as at April 1, 2023</b>	<b>8.45</b>	<b>(70.85)</b>	<b>(0.67)</b>	<b>(63.07)</b>
Cash flows	169.92	(12.06)	-	157.86
New leases	-	-	-	-
Interest expense	-	(13.05)	(0.05)	(13.10)
Interest paid	-	13.05	-	13.05
Payment of lease liabilities	-	-	0.05	0.05
<b>Net Debt as at March 31, 2024</b>	<b>178.37</b>	<b>(82.91)</b>	<b>(0.67)</b>	<b>94.79</b>



# NOTES TO THE STANDALONE FINANCIAL STATEMENTS

for the year ended March 31, 2025

(All amounts in INR crores, unless otherwise stated)

Particulars	Cash and cash equivalents	Borrowings	Lease Liabilities	Total
<b>Net debt as at April 1, 2024</b>	<b>178.37</b>	<b>(82.91)</b>	<b>(0.67)</b>	<b>94.79</b>
Cash flows	(137.89)	(44.27)	-	(182.16)
New leases	-	-	(0.18)	(0.18)
Other non cash adjustment	-	-	0.12	0.12
Interest expense	-	(28.52)	(0.05)	(28.57)
Interest paid	-	28.52	-	28.52
Payment of lease liabilities	-	-	0.06	0.06
<b>Net Debt as at March 31, 2025</b>	<b>40.48</b>	<b>(127.18)</b>	<b>(0.72)</b>	<b>(87.42)</b>

## 23. Trade payables

Particulars	As at March 31, 2025	As at March 31, 2024
<b>(i) Total outstanding dues to Micro and Small Enterprises (MSME)</b>		
-Related parties (Refer note 44)	-	-
-Other than above	34.28	50.41
	34.28	50.41
<b>(ii) Total outstanding dues of other than Micro and Small Enterprises</b>		
-Acceptances	22.17	94.99
-Related parties (Refer note 44)	69.65	31.09
-Other than above	361.85	299.60
	453.67	425.68
<b>Total</b>	<b>487.95</b>	<b>476.09</b>

### (a) Amounts due to Micro and Small Enterprises

Information related to Micro and Small Enterprises, as per the Micro, Small and Medium Enterprises Development Act, 2006 (MSME Development Act), are given below. The information given below has been determined to the extent such enterprises have been identified on the basis of information available with the Company:

Particulars	As at March 31, 2025	As at March 31, 2024
a. Principal amount due to suppliers registered under the MSMED Act and remaining unpaid as at year end	34.28	50.41
b. Interest due to suppliers registered under the MSMED Act and remaining unpaid as at year end	-	-
c. Principal amounts paid to suppliers registered under the MSMED Act, beyond the appointed day during the year	292.81	-
d. Interest paid, under Section 16 of MSMED Act, to suppliers registered under the MSMED Act, beyond the appointed day during the year	-	-
e. Interest paid, other than under Section 16 of MSMED Act, to suppliers registered under the MSMED Act, beyond the appointed day during the year	-	-



## NOTES TO THE STANDALONE FINANCIAL STATEMENTS

for the year ended March 31, 2025

(All amounts in INR crores, unless otherwise stated)

Particulars	As at March 31, 2025	As at March 31, 2024
f. Amount of interest due and payable for the period of delay in making payment (which has been paid but beyond the appointed day during the year) but without adding the interest specified under the MSMED Act	2.76	-
g. Interest accrued and remaining unpaid at the end of the accounting year	2.76	-
h. Amount of further interest remaining due and payable even in the succeeding years, until such date when the interest dues above are actually paid to the small enterprise, for the purpose of disallowance of a deductible expenditure under section 23 of the MSMED Act	-	-

### (b) Aging of trade payables:

As at March 31, 2025	Unbilled	Not due	Outstanding for the following periods from the due date				Total
			Less than 1 Year	1-2 years	2-3 Years	More than 3 Years	
<b>Disputed trade payables:</b>							
MSME	-	-	-	-	-	-	-
Others	-	-	-	-	-	-	-
<b>Undisputed trade payables:</b>							
MSME	-	26.44	7.74	0.09	0.01	-	34.28
Others	53.51	264.75	128.20	3.91	1.77	1.53	453.67
<b>Total</b>	<b>53.51</b>	<b>291.19</b>	<b>135.94</b>	<b>4.00</b>	<b>1.78</b>	<b>1.53</b>	<b>487.95</b>

As at March 31, 2024	Unbilled	Not due	Outstanding for the following periods from the due date				Total
			Less than 1 Year	1-2 years	2-3 Years	More than 3 Years	
<b>Disputed trade payables:</b>							
MSME	-	-	-	-	-	-	-
Others	-	-	-	-	-	-	-
<b>Undisputed trade payables:</b>							
MSME	-	50.34	0.05	0.02	-	-	50.41
Others	34.38	213.41	174.28	1.96	1.26	0.39	425.68
<b>Total</b>	<b>34.38</b>	<b>263.75</b>	<b>174.33</b>	<b>1.98</b>	<b>1.26</b>	<b>0.39</b>	<b>476.09</b>

### 24. Other current financial liabilities

Particulars	As at March 31, 2025	As at March 31, 2024
Unclaimed dividend *	0.17	0.17
Security deposits	1.30	1.14



# NOTES TO THE STANDALONE FINANCIAL STATEMENTS

for the year ended March 31, 2025

(All amounts in INR crores, unless otherwise stated)

Particulars	As at March 31, 2025	As at March 31, 2024
Employee benefits payable	7.02	5.20
Creditors for capital goods	1.67	4.77
Interest payable to micro and small enterprises (Refer note 23)	2.76	-
Other payables	3.01	28.27
<b>Total</b>	<b>15.93</b>	<b>39.55</b>

\*Investor Education and Protection Fund will be credited, as and when due.

## 25. Current provisions

Particulars	As at March 31, 2025	As at March 31, 2024
<b>Provision for employee benefits :</b>		
Provision for gratuity (Refer note 41)	0.20	0.17
Provision for compensated absences (Refer note 41)	0.67	0.03
Provision for warranty (Refer notes below)	38.94	-
<b>Total</b>	<b>39.81</b>	<b>0.20</b>

- (a) The warranty expenditure is expected to be incurred over the warranty life of the product as contracted.
- (b) The provision for warranty claims represents the present value of Company's best estimate of the future outflow of economic benefits that will be required under the Company's obligations for warranties under sale of goods legislations. The estimation has been made on the basis of estimated future outflows and may vary as a result of new materials, alternative manufacturing processes or other events affecting the product quality.

## 26. Current tax liabilities (net)

Particulars	As at March 31, 2025	As at March 31, 2024
Opening balance	3.37	(12.58)
Add: Current tax payable for the year	146.48	47.98
Add: Interest on shortfall of advance tax	2.38	-
Less: Taxes paid	(123.07)	(32.03)
<b>Total</b>	<b>29.16</b>	<b>3.37</b>
Current year tax payable classified to current tax liabilities	29.18	3.63
Net tax asset pertaining to previous years	0.02	0.27
Closing balances [ Payable/ (receivable)]	29.16	3.37

## 27. Other current liabilities

Particulars	As at March 31, 2025	As at March 31, 2024
Advance from customers	26.73	70.34

## NOTES TO THE STANDALONE FINANCIAL STATEMENTS

for the year ended March 31, 2025

(All amounts in INR crores, unless otherwise stated)

Particulars	As at March 31, 2025	As at March 31, 2024
Contract liability - operation and maintenance obligations	8.00	-
Liability towards corporate social responsibility (Refer note 40)	1.04	-
Statutory dues payable	6.59	1.59
Other payables	2.71	-
<b>Total</b>	<b>45.07</b>	<b>71.93</b>

### 28. Revenue from operations

Particulars	Year ended March 31, 2025	Year ended March 31, 2024
<b>Revenue from contract with customers</b>	<b>2,445.29</b>	<b>1,266.03</b>
<b>Other operating revenue</b>		
Export benefits	5.30	2.57
Scrap sales	28.51	23.60
<b>Total Other operating revenue</b>	<b>33.81</b>	<b>26.17</b>
<b>Total</b>	<b>2,479.10</b>	<b>1,292.20</b>

Refer note 49 for other disclosures required by Ind AS 115.

### 29. Other income

Particulars	Year ended March 31, 2025	Year ended March 31, 2024
Interest income on bank deposits	14.19	1.17
Dividend received from subsidiaries	8.07	7.41
Net foreign exchange gain	1.27	1.45
Miscellaneous income	2.41	1.00
<b>Total</b>	<b>25.94</b>	<b>11.03</b>

### 30. Cost of materials consumed

Particulars	Year ended March 31, 2025	Year ended March 31, 2024
Raw and packing materials at the beginning of the year	105.27	80.16
Add: Purchases	1,640.77	989.48
	<b>1,746.04</b>	<b>1,069.64</b>
Less: Raw and packing materials at the end of the year	147.11	105.27
<b>Total</b>	<b>1,598.93</b>	<b>964.37</b>



# NOTES TO THE STANDALONE FINANCIAL STATEMENTS

for the year ended March 31, 2025

(All amounts in INR crores, unless otherwise stated)

## 31. Changes in inventories of finished goods and work-in-progress

Particulars	Year ended March 31, 2025	Year ended March 31, 2024
<b>Closing balance</b>		
Finished goods	130.92	122.62
Work-in-progress	30.22	43.40
<b>Total</b>	<b>161.13</b>	<b>166.02</b>
<b>Opening balance</b>		
Finished goods	122.62	65.27
Work-in-progress	43.40	36.60
<b>Total</b>	<b>166.02</b>	<b>101.87</b>
<b>Total changes in inventories of finished goods and work-in-progress</b>	<b>4.89</b>	<b>(64.15)</b>

## 32. Employee benefits expense

Particulars	Year ended March 31, 2025	Year ended March 31, 2024
Salaries, wages and bonus	79.85	66.21
Contribution to provident and other funds (Refer note 41)	1.51	1.30
Gratuity (Refer note 41)	1.45	1.22
Employee share-based payment expense (Refer note 42)	0.20	-
Staff welfare expenses	2.68	2.15
<b>Total</b>	<b>85.69</b>	<b>70.88</b>

## 33. Finance costs

Particulars	Year ended March 31, 2025	Year ended March 31, 2024
Interest to bank	28.52	13.05
Interest on shortfall of advance tax	2.38	-
Interest to others	0.19	0.08
Interest on delay in payment to micro and small enterprises	2.76	-
Interest on lease liabilities	0.05	0.05
Other borrowing costs	6.08	4.51
<b>Total</b>	<b>39.98</b>	<b>17.69</b>



## NOTES TO THE STANDALONE FINANCIAL STATEMENTS

for the year ended March 31, 2025

(All amounts in INR crores, unless otherwise stated)

### 34. Depreciation and amortisation expense

Particulars	Year ended March 31, 2025	Year ended March 31, 2024
Depreciation on property, plant and equipment	17.30	16.88
Amortisation of intangible assets	0.54	0.53
Depreciation of right-of-use asset	0.19	0.16
<b>Total</b>	<b>18.03</b>	<b>17.58</b>

### 35. Other expenses

Particulars	Year ended March 31, 2025	Year ended March 31, 2024
Power and fuel	3.45	2.83
Job work expenses	0.62	0.40
Clearing and forwarding charges	0.29	0.91
Freight charges	45.05	19.19
Travel and conveyance	12.17	10.62
Advertising expenses	7.68	4.99
ECGC premium	3.74	0.64
Selling and distribution expenses	0.52	0.97
Warranty expenses	22.43	31.77
Installation expenses	83.71	42.06
Legal, professional and consultancy charges	10.34	4.80
Directors sitting fees	0.34	0.12
Commission to Directors	0.25	-
Rent	2.15	0.70
Insurance	1.79	2.28
Payments to auditors (Refer note 35.1 below)	0.47	0.21
Corporate social responsibility expenditure (Refer note 40)	2.06	1.31
Rates and taxes	1.55	0.54
Repairs and maintenance		
- Plant and machinery	1.81	0.94
- Building	0.13	0.14
- Others	2.78	1.72



# NOTES TO THE STANDALONE FINANCIAL STATEMENTS

for the year ended March 31, 2025

(All amounts in INR crores, unless otherwise stated)

Particulars	Year ended March 31, 2025	Year ended March 31, 2024
Provision for loss allowance on trade receivables	15.64	1.95
Loss on sale of property, plant and equipment	0.45	0.01
Write off of investment in subsidiary	-	0.17
Communication expenses	2.45	4.95
Miscellaneous expenses	6.26	3.94
<b>Total</b>	<b>228.13</b>	<b>138.16</b>

## 35.1 Payment To auditors :

Particulars	Year ended March 31, 2025	Year ended March 31, 2024
<b>As auditor:</b>		
Statutory audit fee	0.34	0.16
Fees for limited reviews	0.08	-
<b>In other capacities:</b>		
Other audit services /certificates	0.04	0.05
Reimbursement of expenses	0.01	-
<b>Total</b>	<b>0.47</b>	<b>0.21</b>

## 36. Earnings per share

Particulars	Year ended March 31, 2025	Year ended March 31, 2024
<b>Profit for the year as per Statement of Profit and Loss</b>	<b>393.63</b>	<b>117.16</b>
Weighted average number of shares for basic earning per share	12,02,10,600	11,05,52,238
Dilutive impact of Employee Stock Options Plan	<b>6,902</b>	-
Weighted average numbers of equity shares for diluted earning per share	12,02,17,502	11,05,52,238
Face Value of Share (In Rupees)	<b>10.00</b>	<b>10.00</b>
<b>Basic Earning Per Share (In Rupees)</b>	<b>32.75</b>	<b>10.60</b>
<b>Diluted Earning Per Share (In Rupees)</b>	<b>32.74</b>	<b>10.60</b>

**36.1** Earnings per share for the prior year has been proportionately adjusted for the bonus issue in the ratio of 5:1 i.e. 5(five) bonus equity shares Rs. 10 each for every 1(one) fully paid-up equity share held.

**36.2** Stock options granted to the employees under Shakti Pumps (India) Limited Employee Stock Option Plan 2024 are considered to be potential equity shares. They have been included in the determination of diluted earnings per share to the extent to which they are dilutive.

## 37. Proposed Dividend

A final dividend of ₹1 per equity share is recommended by the Board of Directors at their meeting held on May 9, 2025 which is subject to approval of the shareholders at the ensuing Annual General Meeting, and if approved will be payable within the statutory time limit of 30 Days.

## NOTES TO THE STANDALONE FINANCIAL STATEMENTS

for the year ended March 31, 2025

(All amounts in INR crores, unless otherwise stated)

### 38. Research and development

Particulars	Year ended March 31, 2025	Year ended March 31, 2024
Capital expenditure	1.89	1.16
Revenue expenditure	5.36	3.50
<b>Total expenditure incurred</b>	<b>7.25</b>	<b>4.66</b>
Less: Income earned by R&D	-	-
<b>Net expenditure incurred</b>	<b>7.25</b>	<b>4.66</b>

This includes expenditure incurred by the Company on in-house research and development in respect of eligible facilities at Pithampur (Plot No. 401 Sector-III), approved by the Department of Scientific and Industrial Research, Ministry of Science and Technology.

### 39. a. Contingent liabilities

Particulars	As at March 31, 2025	As at March 31, 2024
Income tax matters	7.98	7.74
Indirect tax matters	9.69	5.89
<b>Total</b>	<b>17.67</b>	<b>13.63</b>

#### Notes:

- It is not practicable for the Company to estimate the timings of cash outflows, if any, in respect of the above pending resolution of the respective proceedings.
- The Company does not expect any reimbursements in respect of the above contingent liabilities.

### b. Capital commitments

Particulars	As at March 31, 2025	As at March 31, 2024
Estimated Amount of Contracts remaining to be executed on Capital Account (net of payments)	4.06	5.23

### c. Guarantees

Particulars	As at March 31, 2025	As at March 31, 2024
Guarantees given on behalf of subsidiary	85.68	-



# NOTES TO THE STANDALONE FINANCIAL STATEMENTS

for the year ended March 31, 2025

(All amounts in INR crores, unless otherwise stated)

## 40. Corporate Social Responsibility (CSR)

The company is covered under Section 135 of the Companies Act, 2013. The following is disclosed with regard to CSR activities:

Particulars		Year ended March 31, 2025	Year ended March 31, 2024
1	Gross amount required to be spent by the Group during the year	2.06	1.28
<b>2</b>	<b>Amount approved by the Board to be spent during the year:</b>		
	(a) Ongoing	1.04	-
	(b) Other than ongoing	1.02	1.28
<b>Total</b>		<b>2.06</b>	<b>1.28</b>
<b>3</b>	<b>Amount spent during the year on:</b>		
	(a) Construction/acquisition of any asset	-	-
	(b) On purposes other than (a) above	1.02	1.31
<b>Total</b>		<b>1.02</b>	<b>1.31</b>
4	(Excess)/ Shortfall at the end of the year	1.04	(0.03)
5	Total of previous years shortfall	-	-
6	Reason for shortfall	The amount has been transferred to unspent CSR account as the project is yet to commence.	N.A.
<b>7</b>	<b>Nature of CSR activities-</b>		
	(a) Shakti Foundation	-	0.40
	(b) Expenditure for National Apprenticeship Promotion Scheme	0.75	0.88
	(c) Expenditure for Rural Development	0.27	0.03
<b>Total</b>		<b>1.02</b>	<b>1.31</b>
8	Details of related party transactions, e.g., contribution to a trust controlled by the company in relation to CSR expenditure as per relevant Accounting Standard		
	(a) Shakti Foundation	-	0.40
<b>9</b>	<b>Disclosures under section 135(5) and 135(6)</b>		
<b>A</b>	<b>In respect of Section 135(5) [Other than ongoing project]</b>		
	(a) Opening Balance	-	-
	(b) Amount required to be spent	1.02	1.28
	(c) Amount spent during the year	1.02	1.31
	(d) Amount transferred to in Specified Fund under Schedule VII within 6 months from the end of the financial year	-	-
	<b>Shortfall / (Excess)</b>	<b>-</b>	<b>(0.03)</b>



## NOTES TO THE STANDALONE FINANCIAL STATEMENTS

for the year ended March 31, 2025

(All amounts in INR crores, unless otherwise stated)

Particulars		Year ended March 31, 2025	Year ended March 31, 2024
<b>B</b>	<b>In respect of Section 135(6) [Ongoing Project]</b>		
(a)	Opening Balance	-	-
	- In Separate CSR unspent account	-	-
(b)	Amount required to be spent during the year	1.04	-
(c)	Amount spent during the year	-	-
	- From Company's Bank Account	-	-
	- From Separate CSR unspent account	-	-
(d)	Amount transferred to Separate CSR unspent account under Section 135(6) within 30 days from end of financial year	1.04	-
(e)	Excess Spent during the year [carried forward]	-	-
(f)	Closing Balance [carried forward]		
	- In Separate CSR unspent account	1.04	-

### 41. Employee benefit obligations

#### 41.1 Defined Contribution Plan :

The Company has certain defined contribution plans. Contributions are made to provident fund, employee state insurance commission (ESIC) in India and national pension fund for employees at the specified percentage of salary as per regulations. The contributions are made to registered provident fund, ESIC fund and national pension fund administered by the government. The obligation of the Company is limited to the amount contributed and it has no further contractual nor any constructive obligation. The expense recognised in the Statement of Profit and Loss during the year towards employer's contribution to the fund is as below:

Particulars	Year ended March 31, 2025	Year ended March 31, 2024
Employers Contribution to Provident Fund/ Pension Fund	1.50	1.29
Employers Contribution to ESIC	0.01	0.01
<b>Total</b>	<b>1.51</b>	<b>1.30</b>

#### 41.2 Compensated absences

The leave obligations cover the Company's liability for earned leave which are classified as other long-term benefits.

The entire amount of the provision of Rs. 0.67 crores is presented as current, since the Company does not have an unconditional right to defer settlement for any of these obligations. However, based on past experience, the Company does not expect all employees to avail the full amount of accrued leave or require payment for such leave within the next 12 months. Leave obligations as at March 31, 2025 not expected to be settled within the next 12 months is Rs. 0.63 crores.

#### 41.3 Gratuity

In accordance with applicable Indian laws, the Company provides for gratuity, a defined benefit retirement plan (Gratuity Scheme) covering certain categories of employees. The Gratuity Scheme provides a lump sum payment to vested employees, at retirement or termination of employment, an amount based on the respective employee's last drawn salary and the years of employment with the Company. The Company provides the gratuity benefit through annual contributions to the fund managed by the Life Insurance Corporation of India (LIC), under this plan the settlement obligation remains with the Company. The Company funds the liability based on estimations of expected gratuity valuation provided by the Actuary.



# NOTES TO THE STANDALONE FINANCIAL STATEMENTS

for the year ended March 31, 2025

(All amounts in INR crores, unless otherwise stated)

**(i) The amounts recognized in the balance sheet are as follows :**

Particulars	As at March 31, 2025	As at March 31, 2024
Present value of obligation at the end of year	8.81	7.54
Fair value of plan assets at the end of year	0.22	0.09
<b>Net liability recognized in the Balance Sheet</b>	<b>8.59</b>	<b>7.45</b>
Non current (Refer note 20)	8.39	7.28
Current (Refer note 25)	0.20	0.17

**(ii) Movement in net defined benefit obligation:**

Particulars	Present value of obligation	Fair value of plan assets	Net amount
<b>Opening Balance as at April 1, 2024</b>	<b>7.54</b>	<b>0.09</b>	<b>7.45</b>
Current service cost	0.91	-	0.91
Interest expense/(income)	0.54	-	0.54
<b>Total amount recognised in the statement of profit or loss</b>	<b>1.45</b>	<b>-</b>	<b>1.45</b>
Effect of experience adjustments on plan assets	-	(0.01)	(0.01)
(Gain)/loss from experience changes	0.06	-	0.06
(Gain)/loss from change in demographic assumptions	-	-	-
(Gain)/loss from change in financial assumptions	0.20	-	0.20
<b>Total amount recognised in other comprehensive income</b>	<b>0.26</b>	<b>(0.01)</b>	<b>0.25</b>
Employer contributions	-	0.56	(0.56)
Benefits paid	(0.44)	0.44	-
<b>Closing Balance as at March 31, 2025</b>	<b>8.81</b>	<b>0.22</b>	<b>8.59</b>

Particulars	Present value of obligation	Fair value of plan assets	Net amount
<b>Opening Balance as at April 1, 2023</b>	<b>6.26</b>	<b>0.12</b>	<b>6.14</b>
Current service cost	0.76	-	0.76
Interest expense/(income)	0.46	-	0.46
<b>Total amount recognised in the statement of profit or loss</b>	<b>1.22</b>	<b>-</b>	<b>1.22</b>
Effect of experience adjustments on plan assets	-	(0.01)	(0.01)
(Gain)/loss from experience changes	(0.49)	*	(0.49)
(Gain)/loss from change in demographic assumptions	-	-	-
(Gain)/loss from change in financial assumptions	<b>1.28</b>	<b>-</b>	<b>1.28</b>
<b>Total amount recognised in other comprehensive income</b>	<b>0.79</b>	<b>(0.01)</b>	<b>0.78</b>
Employer contributions	-	0.69	(0.69)
Benefits paid	(0.73)	0.73	-
<b>Closing Balance as at March 31, 2024</b>	<b>7.54</b>	<b>0.09</b>	<b>7.45</b>

\*Amount is below the rounding off norm adopted by the Company.

## NOTES TO THE STANDALONE FINANCIAL STATEMENTS

for the year ended March 31, 2025

(All amounts in INR crores, unless otherwise stated)

### (iii) Actuarial assumptions:

Particulars	Year ended March 31, 2025	Year ended March 31, 2024
Discount Rate	6.93%	7.09%
Salary growth rate	7.00%	7.00%
Expected rate of return on plan assets	7.44%	7.44%
Retirement age	60 years	60 years
Employee turnover :		
18-30 Years	3.00%	3.00%
30-45 Years	2.00%	2.00%
Above 45 Years	1.00%	1.00%

The estimates of future salary increase, considered in actuarial valuation, take into account inflation, seniority, promotions and other relevant factors such as supply and demand in the employment market. The Company evaluates these assumptions annually based on its long-term plans of growth and industry standards. The discount rate is based on prevailing market yields on government securities as at balance sheet date for the estimated term of the obligations.

### (iv) The sensitivity of the defined benefit obligation to changes in the weighted principal assumptions is:

Principal assumption		Year	Changes in assumption	Impact on defined benefit obligation	
				Increase in assumption	Decrease in assumption
(i)	Discount Rate	March 31, 2025	100 Basis Points	(1.16)	1.40
		March 31, 2024	100 Basis Points	(1.02)	1.23
(ii)	Salary Growth Rate	March 31, 2025	100 Basis Points	1.39	(1.17)
		March 31, 2024	100 Basis Points	1.22	(1.03)

The above sensitivity analysis is based on a change in an assumption while holding all other assumptions constant. In practice, this is unlikely to occur, and changes in some of the assumptions may be correlated. When calculating the sensitivity of the defined benefit obligation to significant actuarial assumptions the same method (present value of the defined benefit obligation calculated with the projected unit credit method) has been applied as when calculating the defined benefit liability recognized in the balance sheet.

The methods and types of assumptions used in preparing the sensitivity analysis did not change compared to the prior period.

### (v) The weighted average duration of defined benefit obligation is 17.67 years (Previous year: 17.46 years). The expected maturity analysis of undiscounted gratuity benefits is as under:

Expected Cash Flow	March 31, 2025	March 31, 2024
Less than a year	0.21	0.18
Between 1 to 2 years	0.29	0.20
Between 2 to 5 years	1.41	1.10
Over 5 years	14.21	4.05
<b>Total</b>	<b>16.12</b>	<b>5.53</b>



# NOTES TO THE STANDALONE FINANCIAL STATEMENTS

for the year ended March 31, 2025

(All amounts in INR crores, unless otherwise stated)

## (vi) The major categories of plan assets are as follows:

Particulars	As at March 31, 2025	As at March 31, 2024
Funds managed by insurer	100%	100%

## (vii) Risk exposure:

Through its defined benefit plans the Company is exposed to a number of risks, the most significant of which are detailed below:

**(i) Interest Rate Risk:** While calculating the defined benefit obligation a discount rate based on government bonds yields of matching tenure is used to arrive at the present value of future obligations. If the bond yield falls, the defined benefit obligation will tend to increase and plan assets will decrease.

**(ii) Salary Risk:** Higher than expected increases in salary will increase the defined benefit obligation.

**(iii) Demographic Risk:** This is the risk of variability of results due to unsystematic nature of decrements that include mortality, withdrawal, disability and retirement. The effect of these decrements on the defined benefit obligations is not straight forward and depends on the combination of salary increase, discount rate and vesting criteria. It is important not to overstate withdrawals because in the financial analysis the retirement benefit of a short career employee typically costs less per year as compared to a long service employee.

## 42. Shared-based payments

### (a) Employee option plan

The establishment of the Shakti Pumps (India) Limited Employee Stock Option Plan 2024 was approved by the shareholders at the annual general meeting held in the financial year 2024-25. The Employee Stock Option Plan is designed to provide an incentive for senior employees to deliver long-term shareholder returns. Under the plan, participants are granted options which vest upon completion of specified years of service from the grant date. Participation in the plan is at the Board's discretion and no individual has a contractual right to participate in the plan or to receive any guaranteed benefits.

Once vested, the options remain exercisable for a period of three months from end of the vesting period.

Options are granted under the plan for no consideration and carry no dividend or voting rights. When exercisable, each option is convertible into one equity share. The exercise price of the options is fixed at ₹ 83 per share.

**Set out below is a summary of options granted under the plan:**

Particulars	Exercise price per share option (Rs)	Number of options
Opening balance	-	-
Granted during the year	83.00	84,000
Exercised during the year	-	-
Forfeited during the year	-	-
<b>Closing balance</b>	<b>83.00</b>	<b>84,000</b>
Vested and exercisable	-	-

No options expired during the year.

Share options outstanding at the end of the year have the following expiry date and exercise price:

Grant Date	Expiry date	Exercise price (₹)	Share options March 31, 2025
February 27, 2025	March 31, 2028	83.00	84,000
<b>Total</b>			<b>84,000</b>
Weighted average remaining contractual life of options outstanding at the end of the year.			<b>3.00</b>



# NOTES TO THE STANDALONE FINANCIAL STATEMENTS

for the year ended March 31, 2025

(All amounts in INR crores, unless otherwise stated)

## Fair value of option granted:

The equivalent fair value in ₹ for the year ended March 31, 2025 was ₹ 813.30 per option. The fair value at grant date is independently determined using the Black-Scholes Model which takes into account the exercise price, the term of the option, the share price at grant date and expected price volatility of the underlying share, the expected dividend yield and the risk-free interest rate for the term of the option.

The model inputs for options granted during the year ended March 31, 2025 included:

- (a) Options are granted for no consideration and vest upon completion of service for a period of three years and one month. Vested options are exercisable for a period of three months after vesting.
- (b) Exercise price: ₹83
- (c) Grant date: February 27, 2025
- (d) Expiry date: March 31, 2028
- (e) Share price at grant date: ₹880.20
- (f) Expected price volatility of the company's shares: 45.72%
- (g) Risk-free interest rate: 6.69%

## (b) Expense arising from share-based payment transactions

Particulars	Year ended March 31, 2025
Employee share based payment expense	0.20

## 43. Income tax expenses

The major components of tax expense are as below:

Particulars	Year ended March 31, 2025	Year ended March 31, 2024
<b>Statement of Profit and Loss</b>		
<b>Current income tax charge</b>		
Current income tax		
- Current tax on profit for the year	142.78	47.23
- Adjustments for current tax of prior years	3.70	0.75
<b>Total current tax expense</b>	<b>146.48</b>	<b>47.98</b>
<b>Deferred tax</b>		
(Increase)/ Decrease in deferred tax assets	(10.07)	(7.04)
Increase/ (Decrease) in deferred tax liabilities	(0.65)	0.60
<b>Total deferred tax expense / (credit) to the Statement of profit and loss</b>	<b>(10.72)</b>	<b>(6.44)</b>
<b>Tax expense reported in the Statement of Profit and Loss</b>	<b>135.76</b>	<b>41.54</b>

Other comprehensive income (OCI)	Year ended March 31, 2025	Year ended March 31, 2024
Tax related to items recognised in OCI during the year	0.05	0.19
<b>Tax expense in OCI</b>	<b>0.05</b>	<b>0.19</b>



# NOTES TO THE STANDALONE FINANCIAL STATEMENTS

for the year ended March 31, 2025

(All amounts in INR crores, unless otherwise stated)

## Reconciliation of tax expense and accounting profit multiplied by India's domestic tax rate :

Particulars	Year ended March 31, 2025	Year ended March 31, 2024
Profit before tax	529.39	158.70
Tax at the statutory income tax rate of 25.17%	133.24	39.94
Adjustment of current tax of prior years	3.70	0.75
Others	(1.18)	0.85
<b>Tax expense reported in the statement of profit or loss</b>	<b>135.76</b>	<b>41.54</b>

## 44. Related party disclosure as required by Ind AS 24 is as below :

### (i) Name of the related parties and nature of relationship

#### (a) Subsidiaries:

##### 1. Wholly owned foreign subsidiary companies :

- (i) Shakti Pumps USA, LLC - USA
- (ii) Shakti Pumps FZE - UAE
- (iii) Shakti Pumps (Bangladesh) Limited - Bangladesh

##### 2. Wholly owned domestic subsidiary companies :

- (i) Shakti Energy Solutions Limited (Formerly known as Shakti Energy Solutions Private Limited)
- (ii) Shakti EV Mobility Private Limited

#### (b) Enterprise over which key management personnel are able to exercise significant influence:

- (i) Shakti Irrigation India Limited
- (ii) Vintex Tools and Machineries Private Limited (Formerly known as Vintex Tools Private Limited)
- (iii) Arsh Industrial Solution Private Limited
- (iv) Shakti Irrigation Private Limited
- (v) Shakti Construction and Developers Private Limited (Formerly known as Gajraj Enterprises Private Limited)
- (vi) Shakti Finance Private Limited (Formerly known as M.L Securities and Finance Private Limited)
- (vii) Shakti Foundation

#### (c) Key Management Personnel (KMP) :

- (i) Mr. Dinesh Patidar - Chairman and Whole time director
- (ii) Mr. Sunil Patidar - Whole time director
- (iii) Mr. Ramesh Patidar - Managing director
- (iv) Mr. Ashwin Bhootda - Whole time director (w.e.f July 20, 2024)
- (v) Mr. Keyur Thaker - Independent, Non-Executive Director
- (vi) Mrs. Vandana Bhagvatula - Independent, Non-Executive Director (w.e.f March 20, 2025)
- (vii) Mr. Hirabhai Patel - Independent, Non-Executive Director (w.e.f July 20, 2024)
- (viii) Mr. Bhim Singh - Independent, Non-Executive Director (w.e.f July 20, 2024)

## NOTES TO THE STANDALONE FINANCIAL STATEMENTS

for the year ended March 31, 2025

(All amounts in INR crores, unless otherwise stated)

(ix) Mr. Ramakrishna Sataluri - Non independent, Non-Executive Director (w.e.f October 7, 2024)

(x) Mr. Navin Patwa - Independent, Non-Executive Director (up to July 20, 2024)

(xi) Mrs. Nishtha Neema - Independent, Non-Executive Director (up to March 26, 2025)

(xii) Mr. V.S.S Pavan Kumar Hari - Independent, Non-Executive Director (w.e.f July 20, 2024)

(xiii) Mr. Dinesh Patel - Chief financial officer

(xiv) Mr. Ravi Patidar - Company secretary and Compliance officer

### (ii) Transactions with related parties during the year:

S. No	Name of party	Nature of transaction	Year ended March 31, 2025	Year ended March 31, 2024
1	Shakti Pumps USA, LLC - USA	Sale of pump and motors	36.94	25.55
		Dividend received	8.07	7.41
2	Shakti Pumps FZE - UAE	Sale of pump and motors	24.30	71.15
		Purchase of pump and motors	-	0.99
3	Shakti Energy Solutions Limited	Purchase of solar mounting structure	198.94	100.49
		Sale of pump motors and others	1.82	0.84
		Sale of asset	-	*
		Investment made	7.80	-
4	Shakti EV Mobility Private Limited	Purchase of components	0.23	*
		Guarantee commission	0.86	-
		Sale of components	4.02	3.22
		Sale of asset	0.03	*
		Investment made	23.08	18.66
5	Shakti Irrigation India Limited	Purchase of components	25.17	16.54
		Sale of pumps, motors and other materials	0.01	0.01
		Sales of asset	*	-
6	Vintex Tools and Machineries Private Limited	Purchase of dies and other material	0.51	0.04
		Purchase of assets	8.57	10.53
		Sale of asset	*	-
		Sale of spare parts	0.41	0.22
7	Arsh Industrial Solution Private Limited	Purchase of nuts and bolts	20.03	16.71
		Purchase of asset	-	*
		Sale of asset	*	0.11
		Sale of spare parts	0.23	0.45
8	Shakti Irrigation Private Limited	Purchase of pipes	56.66	27.57
		Purchase of asset	0.04	*
		Sale of pumps, motors and other materials	0.12	0.15
		Rental income	-	0.10
		Sale of asset	-	*



# NOTES TO THE STANDALONE FINANCIAL STATEMENTS

for the year ended March 31, 2025

(All amounts in INR crores, unless otherwise stated)

S. No	Name of party	Nature of transaction	Year ended March 31, 2025	Year ended March 31, 2024
9	Shakti Construction and Developers Private Limited	Purchase of construction and other services	-	10.17
		Sale of pumps, motors and other materials	0.02	0.01
10	Shakti Finance Private Limited	Loans taken	49.00	-
		Loans repaid	49.00	-
		Interest expense	0.15	-
11	Shakti Foundation	CSR contribution	-	0.40
12	Mr. Dinesh Patidar	Remuneration #	9.00	9.00
13	Mr. Sunil Patidar	Remuneration #	0.12	0.12
14	Mr. Ramesh Patidar	Remuneration #	0.75	0.89
15	Mr. Ashwin Bhootda	Remuneration #	0.28	-
16	Mr. Dinesh Patel	Remuneration #	0.45	0.29
17	Mr. Ravi Patidar	Remuneration #	0.20	0.16
18	Mr. Keyur Thaker	Sitting fees	0.05	0.04
		Commission to Directors	0.07	-
19	Mr. Hirabhai Patel	Sitting fees	0.06	-
		Commission to Directors	0.06	-
20	Mr. Bhim Singh	Sitting fees	0.06	-
		Commission to Directors	0.06	-
21	Mr. Navin Patwa	Sitting fees	0.02	0.04
22	Mrs. Nishtha Neema	Sitting fees	0.05	0.04
23	Mr. V.S.S Pavan Kumar Hari	Sitting fees	0.06	-
		Commission to Directors	0.06	-
24	Mr. Ramakrishna Sataluri	Sitting fees	0.04	-

\*Amount is below the rounding off norm adopted by the Company

#The above remuneration does not include provision for leave encashment and gratuity as it is provided in the books on the basis of actuarial valuation for the Company as a whole and hence amount pertaining to the KMPs is not separately quantifiable.

**Outstanding balances from sale / rendering of services and purchase of goods / receipt of services:**

S. No	Name of party	Nature of transaction	As at March 31, 2025	As at March 31, 2024
1	Investments	Shakti Pumps USA LLC, USA	0.33	0.33
		Shakti Pumps FZE, UAE	1.57	1.57
		Shakti Pumps (Bangladesh) Limited, Bangladesh	0.37	0.37
		Shakti Energy Solutions Limited	24.30	16.50
		Shakti EV Mobility Private Limited	50.00	26.92
<b>Total</b>			<b>76.57</b>	<b>45.69</b>



## NOTES TO THE STANDALONE FINANCIAL STATEMENTS

for the year ended March 31, 2025

(All amounts in INR crores, unless otherwise stated)

S. No	Name of party	Nature of transaction	As at March 31, 2025	As at March 31, 2024
2	Trade receivables	Shakti Pumps FZE, UAE	-	9.27
		Shakti EV Mobility Private Limited	1.00	4.13
		Shakti Irrigation India Limited	-	0.06
		Vintex Tools and Machineries Private Limited	*	-
		Shakti Irrigation Private Limited	*	*
		Shakti Construction & Developers Private Limited	0.02	-
<b>Total</b>			<b>1.02</b>	<b>13.46</b>
3	Trade payables	Shakti Energy Solutions Limited	53.09	13.30
		Shakti Irrigation India Limited	10.10	6.94
		Vintex Tools and Machineries Private Limited	0.60	4.16
		Arsh Industrial Solution Private Limited	2.16	4.33
		Shakti Irrigation Private Limited	3.64	2.36
		Shakti EV Mobility Private Limited	0.06	-
<b>Total</b>			<b>69.65</b>	<b>31.09</b>
4	Advance from customers	Shakti Pumps LLC, USA	4.54	12.27
		Shakti Pumps FZE, UAE	9.42	-
		Shakti Irrigation India Limited	0.50	-
<b>Total</b>			<b>14.46</b>	<b>12.27</b>

\* Amount is below the rounding off norm adopted by the Company.

### 45. Fair value measurements

The Company does not hold any material financial instruments which are to be measured at fair value through profit and loss or at fair value through other comprehensive income.

Financial instruments measured at amortised cost are as below:

Particulars	Carrying amount	
	As at March 31, 2025	As at March 31, 2024
<b>Financial assets</b>		
Cash and cash equivalents	40.48	178.37
Bank balances other than above	110.74	9.61
Other financial assets	20.37	16.58
Trade receivables	1,025.31	628.70
<b>Total</b>	<b>1,196.90</b>	<b>833.26</b>



# NOTES TO THE STANDALONE FINANCIAL STATEMENTS

for the year ended March 31, 2025

(All amounts in INR crores, unless otherwise stated)

Particulars	Carrying amount	
	As at March 31, 2025	As at March 31, 2024
<b>Financial liabilities</b>		
Trade payables	487.95	476.09
Borrowings	127.18	82.91
Other financial liabilities	15.93	39.55
<b>Total</b>	<b>631.06</b>	<b>598.55</b>

The fair value of Cash and cash equivalents, other bank balances, trade receivables, trade payables, current borrowings and other current financial assets and liabilities approximate their carrying amount largely due to the short-term maturities of these instruments and hence not disclosed separately.

The fair value of other non-current financial assets approximates its carrying amount.

## Fair value hierarchy

This section explains the judgements and estimates made in determining the fair value of the financial instruments. The fair value of financial instruments as referred to in note above have been classified into three categories depending on the inputs used in the valuation technique. The hierarchy gives the highest priority to quoted prices in active market for identical assets or liabilities (level 1 measurements) and lowest priority to unobservable inputs (level 3 measurements).

(a) recognised and measured at fair value and

(b) measured at amortised cost and for which fair values are disclosed in the financial statements

The categories used are as follows :

Level 1 : Level 1 hierarchy includes financial instruments measured using quoted prices.

Level 2 : The fair value of financial instruments that are not traded in an active market (for example, over-the counter derivatives) is determined using valuation techniques which maximise the use of observable market data and rely as little as possible on entity-specific estimates. Considering that all significant inputs required to fair value such instruments are observable, these are included in level 2.

Level 3 : If one or more of the significant inputs is not based on observable market data, the instrument is included in level 3.

For all financial instruments referred above that have been measured at amortised cost, their carrying values are reasonable approximations of their fair values. These are classified as level 3 financial instruments.

There were no transfers between Level 1, Level 2 and Level 3 during the year.

## Disclosures of fair value measurement hierarchy for financial assets and liabilities:

Particulars	As at March 31, 2025			
	Carrying Amount	Fair value hierarchy		
		Level 1	Level 2	Level 3
<b>Financial assets</b>				
Cash and cash equivalents	40.48	-	-	40.48
Bank balances other than above	110.74	-	-	110.74
Other financial assets	20.37	-	-	20.37
Trade receivables	1,025.31	-	-	1,025.31

# NOTES TO THE STANDALONE FINANCIAL STATEMENTS

for the year ended March 31, 2025

(All amounts in INR crores, unless otherwise stated)

Particulars	As at March 31, 2025			
	Carrying Amount	Fair value hierarchy		
		Level 1	Level 2	Level 3
<b>Financial liabilities</b>				
Trade payables	487.95	-	-	487.95
Borrowings	127.18	-	-	127.18
Other financial liabilities	15.93	-	-	15.93

Particulars	As at March 31, 2024			
	Carrying Amount	Fair value hierarchy		
		Level 1	Level 2	Level 3
<b>Financial assets</b>				
Cash and cash equivalents	178.37	-	-	178.37
Bank balances other than above	9.61	-	-	9.61
Other financial assets	16.58	-	-	16.58
Trade receivables	628.70	-	-	628.70
<b>Financial liabilities</b>				
Trade payables	476.09	-	-	476.09
Borrowings	82.91	-	-	82.91
Other financial liabilities	39.55	-	-	39.55

## 46. Financial risk management

The Company's activities exposes it to market risk, liquidity risk and credit risk. This note explains the sources of risk which the Company is exposed to and how the Company manages the risk.

### 1. Credit risk :

The Company is exposed to credit risk from its operating activities (primarily trade receivables) and deposits with banks and other financial instruments. For banks and other financial institutions, only high rated banks/ financial institutions are accepted. The balances with banks, security deposits are subject to low credit risk and the risk of default is negligible or nil. Hence, no provision has been created for expected credit loss for credit risk arising from these financial assets. The Company considers the probability of default upon initial recognition of asset and whether there has been a significant increase in the credit risk on an ongoing basis throughout each reporting period. To assess whether there is a significant increase in credit risk the company compares the risk of a default occurring on the asset as at the reporting date with the risk of default as at the date of initial recognition. It considers available reasonable and supportive forward-looking information, for e.g., external credit rating (to the extent available), actual or expected significant adverse changes in business, financial or economic conditions that are expected to cause a significant change to Counterparty's ability to meet its obligations.

#### Trade receivables

Credit risk arises from the possibility that customer will not be able to settle their obligations as and when agreed. To manage this, the Company analyses the credit limits and credit worthiness of the customers on an ongoing basis, taking into account the financial condition, current economic trends, analysis of historical bad debts, ageing of accounts receivable and forward looking information. Individual credit limits are set/updated accordingly.

The Company uses the Expected Credit Loss (ECL) model to assess the impairment loss on trade receivables. As per



# NOTES TO THE STANDALONE FINANCIAL STATEMENTS

for the year ended March 31, 2025

(All amounts in INR crores, unless otherwise stated)

ECL simplified approach, the Company uses a provision matrix to compute the expected credit loss allowance for trade receivables. The provision matrix takes into account a continuing credit evaluation of Company's customers' financial condition; aging of trade receivable; the value and adequacy of collateral received from the customers (if any); the Company's historical loss experience; and adjustment based on forward looking information. The Company defines default as an event when there is no reasonable expectation of recovery. The branch supplies goods to the Government of Uganda, which is a sovereign party. The receivables from the Government of Uganda are not considered for calculation under the expected credit loss calculation.

The provision matrix at the end of the reporting period is as follows:

As at March 31, 2025	Outstanding for following periods from the due date of payment						Total
	Not due	0-6 months	6-12 months	1 to 2 years	2 to 3 years	More than 3 years	
Trade receivables (excluding receivable on which provision is made on specific identification basis)	802.11	156.81	57.84	6.25	9.90	9.99	1,042.90
Loss allowance	0.50	0.17	0.46	0.31	6.16	9.99	17.59
Loss allowance % (Government)	0.05%	0.25%	0.75%	4.81%	62.37%	100.00%	
Loss allowance % (Others)	0.25%	1.00%	2.00%	10.00%	50.00%	100.00%	
Net trade receivables	801.61	156.64	57.38	5.94	3.74	-	1,025.31

As at March 31, 2024	Outstanding for following periods from the due date of payment						Total
	Not due	0-6 months	6-12 months	1 to 2 years	2 to 3 years	More than 3 years	
Trade receivables (excluding receivable on which provision is made on specific identification basis)	503.49	58.66	25.07	30.94	7.71	4.78	630.65
Loss allowance	-	-	-	-	-	1.95	1.95
Loss allowance % (Government)	-	-	-	-	-	-	
Loss allowance % (Others)	-	-	-	-	-	33.33%	
Net trade receivables	503.49	58.66	25.07	30.94	7.71	2.83	628.70

A summary of movement in allowances for expected credit losses from the beginning to end of the year is provided as under:

Particulars	Amount
<b>Loss Allowance as on March 31, 2023</b>	<b>1.07</b>
Recognised in Profit & Loss during the year	1.95
<b>Loss Allowance as on March 31, 2024</b>	<b>3.02</b>
Recognised in Profit & Loss during the year	15.64
<b>Loss Allowance as on March 31, 2025</b>	<b>18.66</b>

Of the trade receivables balance as at March 31, 2025, Rs. 761.26 crores (March 31, 2024: Rs. 443.81 crores) is due from 3 (March 31, 2024: 3) customers being the Company's largest customers. There are no other customers who represent more than 10% of the total balance of trade receivables.



# NOTES TO THE STANDALONE FINANCIAL STATEMENTS

for the year ended March 31, 2025

(All amounts in INR crores, unless otherwise stated)

## 2. Liquidity risk :

Liquidity risk refers to the risk that the Company will not be able to meet its financial obligations as they become due. The objective of liquidity risk management is to maintain sufficient liquidity and ensure that funds are available for use as per requirements. The Company manages liquidity risk by maintaining adequate reserves, banking facilities and reserve borrowing facilities, by continuously monitoring forecast and actual cash flows, and by matching the maturity profiles of financial assets and liabilities.

The Company had access to the following undrawn borrowing facilities at the end of the reporting period:

	As at March 31, 2025	As at March 31, 2024
Expiring within one year (working capital limits and other facilities)	274.49	127.96

Undrawn limit has been calculated based on the available drawing power and sanctioned amount at each reporting date.

### Maturities of financial liabilities

The tables below analyse the Company's financial liabilities into relevant maturity group based on their contractual maturities. The amounts disclosed are the contractual undiscounted cash flows. Balances due within 12 months equal their carrying balances because the impact of discounting is not significant.

March 31, 2025	Less than six months	6-12 Months	Between 1-2 years	Between 2-5 years	Over 5 years	Total
Trade payables	487.95	-	-	-	-	487.95
Borrowings	127.18	-	-	-	-	127.18
Lease liabilities	0.03	0.03	0.07	0.17	1.20	1.50
Other financial liabilities	15.93	-	-	-	-	15.93
<b>Total</b>	<b>631.09</b>	<b>0.03</b>	<b>0.07</b>	<b>0.17</b>	<b>1.20</b>	<b>632.56</b>

March 31, 2024	Less than six months	6-12 Months	Between 1-2 years	Between 2-5 years	Over 5 years	Total
Trade payables	476.09	-	-	-	-	476.09
Borrowings	81.70	1.21	-	-	-	82.91
Lease liabilities	0.03	0.03	0.08	0.16	1.26	1.56
Other financial liabilities	39.55	-	-	-	-	39.55
<b>Total</b>	<b>597.37</b>	<b>1.24</b>	<b>0.08</b>	<b>0.16</b>	<b>1.26</b>	<b>600.11</b>

## 3. Market Risk

Market risk is the risk that the fair value or future cash flows of a financial instrument will fluctuate because of changes in market prices. Such changes in the values of financial instruments may result from changes in the foreign currency exchange rates, interest rates, credit, liquidity and other market changes. The Company's exposure to market risk is primarily on account of foreign currency exchange rate risk.

### a) Foreign currency exchange rate risk :

The fluctuation in foreign currency exchange rates may have potential impact on the statement of profit or loss and other comprehensive income and equity, where any transaction references more than one currency or where assets / liabilities are denominated in a currency other than the functional currency of the Company. Considering the countries and economic environment in which the Company operates, its operations are subject to risks arising from fluctuations



# NOTES TO THE STANDALONE FINANCIAL STATEMENTS

for the year ended March 31, 2025

(All amounts in INR crores, unless otherwise stated)

in exchange rates in those countries. The risks primarily relate to fluctuations in US Dollar and Euro against the functional currency of the Company. The Company, as per its risk management policy, evaluates the impact of foreign exchange rate fluctuations by assessing its exposure to exchange rate risks and uses derivative instruments primarily to hedge foreign exchange (if required).

## Foreign Currency Exposures :

Particulars	Foreign Currency	As at March 31, 2025		As at March 31, 2024	
		Foreign currency in crores	Amount in ₹	Foreign currency in crores	Amount in ₹
I. Trade receivables:	USD	0.61	51.89	-	-
	EUR	0.00	0.02	0.02	1.68
<b>Total</b>		<b>0.61</b>	<b>51.91</b>	<b>0.02</b>	<b>1.68</b>
II. Borrowings:	USD	0.17	14.21	0.03	2.43
<b>Total</b>		<b>0.17</b>	<b>14.21</b>	<b>0.03</b>	<b>2.43</b>
III. Trade payables :	USD	0.20	17.43	0.24	19.76
	EUR	0.03	2.83	0.06	5.07
	AED	0.01	0.13	-	-
	JPY	0.57	0.33	-	-
<b>Total</b>		<b>0.81</b>	<b>20.72</b>	<b>0.30</b>	<b>24.83</b>
IV. Advance to vendors:	USD	0.05	4.28	-	-
	EUR	0.00	0.04	-	-
	JPY	0.40	0.23	-	-
<b>Total</b>		<b>0.45</b>	<b>4.55</b>	<b>-</b>	<b>-</b>
V. Advance from customers:	USD	0.16	14.61	0.50	41.51
	EUR	0.00	0.00	-	-
<b>Total</b>		<b>0.16</b>	<b>14.61</b>	<b>0.50</b>	<b>41.51</b>

## Foreign currency sensitivity :

The following table demonstrates the sensitivity to a reasonably possible change in foreign currency exchange rates, with all other variables held constant. The impact on the Company's profit before tax is due to changes in the fair value of monetary assets and liabilities.

Particulars	Currency	Impact on Profit before tax	
		Increase	Decrease
<b>March 31, 2025</b>	10% movement		
	USD	0.99	(0.99)
	EUR	(0.28)	0.28
	AED	(0.01)	0.01
	JPY	(0.01)	0.01

## NOTES TO THE STANDALONE FINANCIAL STATEMENTS

for the year ended March 31, 2025

(All amounts in INR crores, unless otherwise stated)

Particulars	Currency	Impact on Profit before tax	
		Increase	Decrease
<b>March 31, 2024</b>	10% movement		
	USD	(6.37)	6.37
	EUR	(0.34)	0.34

### b) Interest Rate Risk :

Interest rate risk is the risk that the fair value or future cash flows of a financial instrument will fluctuate because of change in market interest rates. The Company's exposure to the risk of changes in market interest rates relates primarily to the Company's debt obligations with floating interest rates.

Floating interest rate exposure :	As at March 31, 2025	As at March 31, 2024
Borrowings with floating interest exposure	81.77	82.91
<b>Total</b>	<b>81.77</b>	<b>82.91</b>

### Interest rate sensitivity :

The sensitivity analysis below have been determined based on exposure to interest rate for variable rate liabilities, analysis is prepared assuming the amount of liability outstanding at the end of the reporting period was outstanding for the whole year. With all other variables held constant, the Company's profit before tax is affected through the impact on interest rate on variable rate borrowings, as follows:

Particulars	Change in interest rate (in Basis points)	Effect on profit before tax
<b>March 31, 2025</b>	+100	(0.82)
	-100	0.82
<b>March 31, 2024</b>	+100	(0.83)
	-100	0.83

## 47. Capital management

### (a) Risk management

The Company's objectives when managing capital is to safeguard its ability to continue as a going concern, so that it can continue to provide returns for shareholders and benefits for other stakeholders, and maintain an optimal capital structure to reduce the cost of capital. For the purpose of the Company's capital management, capital includes issued equity capital and all other equity reserves attributable to the equity holders. The primary objective of the Company's capital management is to maximise the shareholders value. The Company manages its capital structure and makes adjustments in light of changes in economic conditions.

#### Debt Equity Ratio

Particulars	As at March 31, 2025	As at March 31, 2024
Debt (including lease liabilities)	127.90	83.58
Total Equity	1,061.64	676.02
Debt to Equity Ratio	12%	12%



# NOTES TO THE STANDALONE FINANCIAL STATEMENTS

for the year ended March 31, 2025

(All amounts in INR crores, unless otherwise stated)

## (b) Dividends

Particulars	As at March 31, 2025	As at March 31, 2024
<b>(i) Equity shares</b>		
Final dividend for the year ended March 31, 2024 : ₹ 4/- (March 31, 2023 : ₹ 2/-) per fully paid share	8.01	3.68
<b>(ii) Dividends not recognised at the end of the reporting period</b>		
In addition to the above dividends, subsequent to the year end the directors have recommended the payment of a final dividend of ₹ 1 per fully paid equity share (Previous year – ₹4). This proposed dividend is subject to the approval of shareholders in the ensuing annual general meeting.	12.02	8.01

## 48. Segment information

Since the segment information as per Ind AS 108 - Operating Segments is provided on the basis of consolidated financial statements, the same is not provided separately in the standalone financial statements.

## 49. Revenue from contracts with customers

### (a) Reconciliation of revenue recognised with contract price:

Particulars	Year ended March 31, 2025	Year ended March 31, 2024
<b>Contract price</b>	<b>2,516.22</b>	<b>1,292.20</b>
Adjustments for:		
Contract liabilities	37.12	-
<b>Revenue from operations</b>	<b>2,479.10</b>	<b>1,292.20</b>

### (b) The following table shows unsatisfied performance obligation resulting from fixed-price long term contracts:

Particulars	Year ended March 31, 2025	Year ended March 31, 2024
Aggregate amount of the transaction price allocated to long-term contracts that are partially unsatisfied as at reporting date	37.12	-

As of March 31, 2025, revenue for unsatisfied performance obligations expected to be recognised in the future is Rs. 37.12 crores, which primarily relates to operation and maintenance obligations. Management expects that of the transaction price allocated to the unsatisfied contracts as of March 31, 2025, Rs. 8 crores will be recognised as revenue in the next year and the remaining Rs. 29.12 crores will be recognised over subsequent four financial years. These amounts include only fixed consideration and does not include contracts with an original expected term of one year or less.

### (c) Revenue disaggregation by customer type is as follows:

Customer Type	Year ended March 31, 2025	Year ended March 31, 2024
Customers under Government Projects	1,934.69	883.91
Industrial Customers	30.01	24.91
OEM Customers	9.87	14.27



## NOTES TO THE STANDALONE FINANCIAL STATEMENTS

for the year ended March 31, 2025

(All amounts in INR crores, unless otherwise stated)

Customer Type	Year ended March 31, 2025	Year ended March 31, 2024
Export Customers	414.92	246.98
Other Customers	89.61	122.13
<b>Total</b>	<b>2,479.10</b>	<b>1,292.20</b>

(d)	Timing of recognition	Year ended March 31, 2025	Year ended March 31, 2024
	At a point in time	2,476.22	1,292.20
	Over a period of time	2.88	-
	<b>Total</b>	<b>2,479.10</b>	<b>1,292.20</b>

(e) The Company provides installation and maintenance services on its certain products at the time of sale in terms of the contract with customers. These installation and maintenance services are sold together with the sale of product. Under Ind AS 115, these are considered as three separate performance obligations and accordingly the sale of the solar pumps is treated as a sale of product and installation and maintenance is considered as sale of service. The sale of services during the year is Rs. 86.59 crores based on the transaction price allocation under Ind AS 115.

50. The figures for the corresponding previous year have been regrouped/reclassified wherever necessary after considering Company's contractual rights, historical trends and the said disclosure being more relevant to the users of the financial statements and this being more consistent with peers. This change doesn't result in any material quantitative and qualitative impact on the overall financial statements.

Particulars	March 31, 2024 (Reported)	Increase/ (Decrease)	March 31, 2024 (Reclassified)
Right of use assets	-	1.18	1.18
Property, plant and equipment	114.20	(1.18)	113.02
<b>Total (part of non-current assets)</b>	<b>114.20</b>	<b>-</b>	<b>114.20</b>
Trade payables	425.01	51.08	476.09
Other financial liabilities (Current)	85.86	(46.31)	39.55
Other current liabilities	76.70	(4.77)	71.93
<b>Total (part of current liabilities)</b>	<b>587.57</b>	<b>-</b>	<b>587.57</b>
Employee benefits expenses	60.87	10.01	70.88
Other expenses	148.17	(10.01)	138.16
<b>Total (part of expenses)</b>	<b>209.04</b>	<b>-</b>	<b>209.04</b>



# NOTES TO THE STANDALONE FINANCIAL STATEMENTS

for the year ended March 31, 2025

(All amounts in INR crores, unless otherwise stated)

## 51. SUMMARY OF OTHER ACCOUNTING POLICIES

This note provides a list of other accounting policies adopted in the preparation of these standalone financial statements to the extent they have not already been disclosed in the other notes above. These policies have been consistently applied to all the years presented.

### 51.1 Intangible assets

Intangible assets are stated at acquisition cost net of tax/ duty credits availed, if any, and net of accumulated amortization. Gains or losses arising from the retirement or disposal of an intangible asset are determined as the difference between the net disposal proceeds and the carrying amount of the asset and recognized as income or expense in the profit or loss. Intangible assets are amortized on the straight-line method as follows:

Computer Software are amortised on straight line basis over the estimated useful life of 3 years.

The amortisation period and the amortisation method are reviewed at least at each financial year end. If the expected useful life of the asset is significantly different from previous estimates, the amortisation period is changed accordingly.

### 51.2 Investment in subsidiaries

The investments in subsidiaries are carried in the financial statements at historical cost.

Investments in subsidiaries carried at cost are tested for impairment in accordance with Ind AS 36 Impairment of Assets. The carrying amount of the investment is tested for impairment as a single asset by comparing its recoverable amount with its carrying amount, any impairment loss recognised reduces the carrying amount of the investment.

### 51.3 Foreign currencies transactions

#### (i) Functional and presentation currency

Items included in the financial statements of the Company are measured using the currency of the primary economic environment in which the entity operates ('the functional currency'). The financial statements have been prepared and presented in Indian Rupees (INR), which is the Company's functional and presentation currency.

#### (ii) Transactions and Balances

Foreign currency transactions are translated into the functional currency using the exchange rates

at the dates of the transactions. Foreign exchange gains and losses resulting from the settlement of such transactions and from the translation of monetary assets and liabilities denominated in foreign currencies at year end exchange rates are recognized in profit or loss on a net basis.

Foreign exchange gains and losses arising on foreign currency borrowings are presented in the statement of profit and loss, within finance costs. All other foreign exchange gains and losses are presented in the statement of profit and loss on a net basis within other income/other expenses, as appropriate.

Non-monetary items that are measured at fair value in a foreign currency are translated using the exchange rates at the date when the fair value was determined. Translation differences on assets and liabilities carried at fair value are reported as part of the fair value gain or loss.

### 51.4 Employee benefits

#### (i) Short-term obligations

Liabilities for wages and salaries, including non-monetary benefits that are expected to be settled wholly within 12 months after the end of the period in which the employees render the related service are recognized in respect of employees' services up to the end of the reporting period and are measured at the amounts expected to be paid when the liabilities are settled. The liabilities are presented as current employee benefits obligations in the balance sheet.

#### (ii) Post-employment benefits obligations

The Company operates the following post-employment schemes:

#### Defined contribution plan

Defined contribution plans are provident fund scheme, Employee State Insurance Commission (ESIC) scheme and national pension fund scheme. The Company pays provident fund, ESIC and national pension fund scheme contribution to publicly administered provident funds, ESIC funds and national pension fund scheme as per local regulations. The Company has no further payment obligations once the contributions have been made. The contribution are accounted for as defined contribution plans and contributions are recognised as employee benefit expenses when they are due.

# NOTES TO THE STANDALONE FINANCIAL STATEMENTS

for the year ended March 31, 2025

(All amounts in INR crores, unless otherwise stated)

## Defined Benefit Plans for gratuity

The Company provides for gratuity, a defined benefit plan (the "Gratuity Plan") covering eligible employees in accordance with the Payment of Gratuity Act, 1972. The Gratuity Plan provides a lump sum payment to vested employees at retirement, death or termination of employment, of an amount based on the respective employee's salary and the tenure of employment.

The liability or asset recognized in the balance sheet in respect of defined benefit gratuity plan is the present value of the defined benefit obligation at the end of the reporting period less the fair value of plan assets. The defined benefit obligation is calculated annually by actuaries using the projected unit credit method.

The present value of the defined benefit obligation is determined by discounting the estimated future cash outflows by reference to market yields at the end of the reporting period on government bonds that have terms approximating to the terms of the related obligation.

The net interest cost is calculated by applying the discount rate to the net balance of the defined benefit obligation and the fair value of plan assets.

Remeasurement gains and losses arising from experience adjustments and changes in actuarial assumptions are recognized in the period in which they occur, directly in other comprehensive income. They are included in retained earnings in the statement of changes in equity and in the balance sheet.

Changes in the present value of the defined benefit obligation resulting from plan amendments or curtailments are recognized immediately in profit or loss as past service cost.

## Other long-term employee benefit obligations

The Company has liabilities for earned leave which are not expected to be settled wholly within 12 months after the end of the year in which the employees render the related service. These obligations are therefore measured as the present value of expected future payments to be made in respect of services provided by employees up to the end of the reporting period using the projected unit credit method. The benefits are discounted using the appropriate market yields at the end of the reporting period that have terms approximating to the terms of the related obligation. Re-measurements as a result of experience adjustments and changes in actuarial assumptions are recognised in profit or loss.

The obligations are presented as current liabilities in the balance sheet if the Company does not have an unconditional right, at the end of the reporting period, to defer settlement for at least twelve months after the reporting period, regardless of when the actual settlement is expected to occur.

## 51.5 Leases

### Where the Company is a lessee

Assets and liabilities arising from a lease are initially measured on a present value basis. Lease liabilities include the net present value of the following lease payments:

- Fixed payments (including in-substance fixed payments), less any lease incentives receivable
- Variable lease payment that are based on an index or a rate, initially measured using the index or rate as at the commencement date
- Amounts expected to be payable by the Company under residual value guarantees
- Payments of penalties for terminating the lease, if the lease term reflects the Company exercising that option.
- Lease payments to be made under reasonably certain extension options are also included in the measurement of the liability.

The lease payments are discounted using the lessee's incremental borrowing rate, being the rate that the lessee would have to pay to borrow the funds necessary to obtain an asset of similar value to the right-of-use asset in a similar economic environment with similar terms, security and conditions.

Lease payments are allocated between principal and finance cost. The finance cost is charged to profit or loss over the lease period so as to produce a constant periodic rate of interest on the remaining balance of the liability for each period.

Right-of-use assets are measured at cost comprising the following:

- the amount of the initial measurement of lease liability.
- any lease payments at or before the commencement date less any lease incentives received
- any initial direct costs
- restoration costs

Right-of-use assets are depreciated over the shorter



# NOTES TO THE STANDALONE FINANCIAL STATEMENTS

for the year ended March 31, 2025

(All amounts in INR crores, unless otherwise stated)

of the asset's useful life and the lease term on a straight-line basis. If the Company is reasonably certain to exercise a purchase option, the right-of-use asset is depreciated over the underlying asset's useful life.

For short term leases of warehouses, the Company recognises the lease payments as an operating expense on a straight line basis over the lease term. Short term leases are leases with a lease term of 12 months or less.

## 51.6 Contingent Liabilities

Contingent liabilities are disclosed when there is a possible obligation arising from past events, the existence of which will be confirmed only by the occurrence or non-occurrence of one or more uncertain future events not wholly within the control of the Company or a present obligation that arises from past events where it is either not probable that an outflow of resources will be required to settle or a reliable estimate of the amount cannot be made.

## 51.7 Financial Instrument:

A financial instrument is any contract that gives rise to a financial asset of one entity and a financial liability or equity instrument of another entity.

Financial assets and liabilities are recognised when the Company becomes a party to the contractual provisions of the instrument.

## Financial Assets

### a) Classification

The Company classifies its financial assets in the following measurement categories:

- those to be measured subsequently at fair value (either through other comprehensive income, or through profit or loss), and
- those measured at amortised cost.

#### (i) Classification of financial assets at amortised cost

The Company classifies its financial assets at amortised cost only if both of the following criteria are met:

- the asset is held within a business model whose objective is to collect the contractual cash flows, and
- the contractual terms give rise to cash flows that are solely payments of principal and interest.

#### (ii) Classification of financial assets at fair value through other comprehensive income

Financial assets at fair value through other comprehensive income (FVOCI) comprise:

- Equity securities (listed and unlisted) which are not held for trading, and for which the Company has irrevocably elected at initial recognition to present changes in fair value through OCI rather than profit or loss. These are strategic investments and the Company considers this classification to be more relevant. There are currently no equity securities which are carried at FVOCI.
- Debt securities where the contractual cash flows are solely payments of principal and interest and the objective of the Company's business model is achieved both by collecting contractual cash flows and by selling financial assets. There are currently no debt securities which are carried at FVOCI.

#### (iii) Classification of financial assets at fair value through profit or loss

The Company classifies the following financial assets at fair value through profit or loss (FVTPL):

- debt instruments that do not qualify for measurement at either amortised cost or FVOCI,
- equity investments that are held for trading, and
- equity investments for which the entity has not elected to recognise fair value gains and losses through OCI.

The classification depends on the entity's business model for managing the financial assets and the contractual terms of the cash flows.

- For assets measured at fair value, gains and losses will either be recorded in the statement of profit and loss or other comprehensive income;
- For investments in equity instruments that are not held for trading, this will depend on whether the Company has made an irrevocable election at the time of initial recognition to account for the equity investment at fair value through other comprehensive income.

The Company reclassifies debt instruments when and only when its business model for managing those assets changes.

### b) Initial recognition and measurement

Financial assets are recognized when the Company becomes a party to the contractual provisions of the instrument. Financial assets are recognized initially at fair value plus, in the case of financial assets not recorded at fair value through Statement of Profit and Loss, transaction costs that are attributable to the acquisition of the financial asset. Transaction costs of financial



# NOTES TO THE STANDALONE FINANCIAL STATEMENTS

for the year ended March 31, 2025

(All amounts in INR crores, unless otherwise stated)

assets carried at fair value through Profit and Loss are expensed in the Statement of Profit and Loss.

## c) Subsequent measurement

Subsequent measurement of financial assets depends on the Company's business model for managing the asset and the cash flow characteristics of the asset.

**Amortized cost:** Assets that are held for collection of contractual cash flows where those cash flows represent solely payments of principal and interest are measured at amortised cost. Interest income from these financial assets is included in other income using the effective interest rate method. Any gain or loss arising on derecognition is recognised directly in profit or loss.

**Fair value through other comprehensive income (FVOCI):** Assets that are held for collection of contractual cash flows and for selling the financial assets, where the assets' cash flows represent solely payments of principal and interest, are measured at FVOCI. Movements in the carrying amount are taken through OCI, except for the recognition of impairment gains or losses, interest income and foreign exchange gains and losses which are recognised in profit and loss. When the financial asset is derecognised, the cumulative gain or loss previously recognised in OCI is reclassified from equity to profit or loss and recognised in other gains/(losses). Interest income from these financial assets is included in other income using the effective interest rate method. Foreign exchange gains and losses are presented in other income/ expenses.

**Fair value through profit or loss:** Assets that do not meet the criteria for amortized cost or FVOCI are measured at fair value through profit or loss. A gain or loss on a financial asset that is subsequently measured at fair value through profit or loss is recognized in profit or loss and presented within other income/ expenses in the period in which it arises. Interest income from these financial assets is included in other income.

## Impairment of financial assets

The Company assesses on a forward looking basis the expected credit losses associated with its assets carried at amortised cost and FVOCI debt instruments. The impairment methodology applied depends on whether there has been a significant increase in credit risk. Note 46 details how the Company determines whether there has been a significant increase in credit risk

## e) Derecognition of financial assets

A financial asset is derecognised only when the Company:

- (i) has transferred the rights to receive cash flows from the financial asset; or
- (ii) retains the contractual rights to receive the cash flows of the financial asset but assumes a contractual obligation to pay the cash flows to one or more recipients.

Where the entity has transferred an asset, the Company evaluates whether it has transferred substantially all risks and rewards of ownership of the financial asset. In such cases, the financial asset is derecognised. Where the entity has not transferred substantially all risks and rewards of ownership of the financial asset, the financial asset is not derecognised. Where the entity has neither transferred a financial asset nor retains substantially all risks and rewards of ownership of the financial asset, the financial asset is derecognised if the Company has not retained control of the financial asset. Where the Company retains control of the financial asset, the asset is continued to be recognised to the extent of continuing involvement in the financial asset.

## 51.8 Income recognition on financial assets

### ● Interest Income

Interest income on financial assets at amortised cost is recognised in profit or loss as part of other income.

Interest income is calculated by applying the effective interest rate to the gross carrying amount of a financial asset except for financial assets that subsequently become credit impaired. For credit-impaired financial assets the effective interest rate is applied to the net carrying amount of the financial asset (after deduction of loss allowance).

### ● Dividends

Dividends are recognised as other income in the statement of profit and loss only when the right to receive payment is established, it is probable that the economic benefits associated with the dividend will flow to the Company, and the amount of the dividend can be measured reliably.

## 51.9 Financial Liabilities

### a) Initial Recognition and Measurement

Financial liabilities are initially recognised at fair value, reduced by transaction costs (in case of financial liability not at fair value through profit or loss), that are directly attributable to the issue of financial liability. After initial recognition, financial



# NOTES TO THE STANDALONE FINANCIAL STATEMENTS

for the year ended March 31, 2025

(All amounts in INR crores, unless otherwise stated)

liabilities are measured at amortised cost using effective interest method. The effective interest rate is the rate that exactly discounts estimated future cash outflow (including all fees paid, transaction cost, and other premiums or discounts) through the expected life of the financial liability, or, where appropriate, a shorter period, to the net carrying amount on initial recognition. At the time of initial recognition, there is no financial liability irrevocably designated as measured at fair value through profit or loss.

## b) Derecognition

A financial liability is derecognised when the obligation under the liability is discharged or cancelled or expires. When an existing financial liability is replaced by another from the same lender on substantially different terms, or the terms of an existing liability are substantially modified, such an exchange or modification is treated as the de-recognition of the original liability and the recognition of a new liability. The difference in the respective carrying amounts is recognised in the statement of profit and loss.

### 51.10 Offsetting financial instruments

Financial assets and liabilities are offset and the net amount is reported in the balance sheet where there is a legally enforceable right to offset the recognised amounts and there is an intention to settle on a net basis or realise the asset and settle the liability simultaneously. The legally enforceable right must not be contingent on future events and must be enforceable in the normal course of business and in the event of default, insolvency or bankruptcy of the Company or counterparty.

### 51.11 Cash and Cash Equivalents

For the purpose of presentation in the statement of cash flows, cash and cash equivalents includes cash on hand, deposits held at call with financial institutions, other short term, highly liquid investments with original maturities of three months or less that are readily convertible to known amount of cash and which are subject to an insignificant risk of changes in value, and bank overdrafts. Bank overdrafts are shown within borrowings in current liabilities in the balance sheet.

### 51.12 Impairment of non-financial assets

Non-financial assets are tested for impairment

whenever events or changes in circumstances indicate that the carrying amount may not be recoverable. An impairment loss is recognized for the amount by which the asset's carrying amount exceeds its recoverable amount. The recoverable amount is the higher of an asset's fair value less costs of disposal and value in use. For the purposes of assessing impairment, assets are grouped at the lowest levels for which there are separately identifiable cash inflows which are largely independent of the cash inflows from other assets or group of assets (cash-generating units). Non-financial assets that suffered an impairment are reviewed for possible reversal of the impairment at the end of each reporting period.

### 51.13 Earnings per share

#### (i) Basic earnings per share

Basic earnings per share is calculated by dividing the profit attributable to owners of the Company by the weighted average number of equity shares outstanding during the financial year, adjusted for bonus elements in equity shares issued during the year.

#### (ii) Diluted earnings per share:

Diluted earnings per share adjusts the figures used in the determination of basic earnings per share to take into account: the after income tax effect of interest and other financing costs associated with dilutive potential equity shares and the weighted average number of additional equity shares that would have been outstanding assuming the conversion of all dilutive potential equity shares.

### 51.14 Segment Reporting

Operating segments are reported in a manner consistent with the internal reporting provided to the chief operating decision maker. The chief operating decision maker comprise of the Company's Chairman, Managing Director and Chief Financial Officer.

### 51.15 Government grants

Grants from the government are recognised at their fair value where there is a reasonable assurance that the grant will be received and the Company will comply with all attached conditions.

Government grants relating to income are deferred and recognised in the profit or loss over the period necessary to match them with the costs that they

## NOTES TO THE STANDALONE FINANCIAL STATEMENTS

for the year ended March 31, 2025

(All amounts in INR crores, unless otherwise stated)

are intended to compensate and presented within other income.

Government grants relating to the purchase of property, plant and equipment are included in non-current liabilities as deferred income and are credited to profit or loss on a straight-line basis over the expected useful lives of the related assets and presented within other income.

### 51.16 Contributed Equity

Equity shares are classified as equity.

Incremental costs directly attributable to the issue of new shares or options are shown in equity as a deduction, net of tax, from the proceeds.

### 51.17 Dividends

The Company recognises a liability to make distributions to equity holders when the distribution is authorised and the distribution is no longer at the discretion of the Company. As per the Corporate laws in India, a distribution is authorised when it is approved by the shareholders in case of final dividend.

## 52. Analytical Ratios

Ratios	Numerator Denominator	As at March 31, 2025	As at March 31, 2024	% of Variation	Reason for variance (where exceeds 25%)
1 Current Ratio (in times)	$\frac{\text{Current Assets}}{\text{Current Liabilities}}$	2.11	1.73	22.55%	-
2 Debt-Equity Ratio (in times)	$\frac{\text{Total Debts}^{(1)}}{\text{Shareholders Equity}^{(2)}}$	0.12	0.12	-2.57%	-
3 Debt Service Coverage Ratio (in times)	$\frac{\text{Earnings available for debt service}^{(3)}}{\text{Debt Service}^{(4)}}$	15.85	9.85	60.95%	Refer Note 1
4 Trade Payables Turnover Ratio (in times)	$\frac{\text{Net Credit Purchases}}{\text{Average Trade Payables}}$	3.40	3.16	7.80%	-
5 Inventory Turnover Ratio (in times)	$\frac{\text{Cost of goods sold}^{(7)}}{\text{Average Inventory}}$	5.53	3.97	39.36%	Refer Note 2
6 Trade Receivables Turnover Ratio (in times)	$\frac{\text{Net Sales}^{(5)}}{\text{Average Trade Receivables}}$	2.99	3.05	-1.78%	-
7 Net Capital Turnover Ratio (in times)	$\frac{\text{Net Sales}^{(5)}}{\text{Average working capital}}$	3.75	3.65	2.75%	-
8 Net Profit Ratio (in %)	$\frac{\text{Profit for the year}}{\text{Revenue from operations}}$	15.88%	9.07%	75.14%	Refer Note 3
9 Return on Equity Ratio (ROE)(in %)	$\frac{\text{Profit for the year}}{\text{Average Shareholder's Equity}}$	45.31%	22.55%	100.95%	Refer Note 3
10 Return on Investment (ROI)(in %)	$\frac{\text{EBIT}^{(8)}}{\text{Average Total Assets}}$	35.51%	17.44%	103.63%	Refer Note 3
11 Return on Capital Employed (ROCE) (in %)	$\frac{\text{EBIT}^{(8)}}{\text{Capital Employed}^{(6)}}$	47.87%	23.22%	106.13%	Refer Note 3



# NOTES TO THE STANDALONE FINANCIAL STATEMENTS

for the year ended March 31, 2025

(All amounts in INR crores, unless otherwise stated)

## Explanation:

1. Total Debt represents Current Borrowings + Non Current Borrowings + Lease liabilities.
2. Shareholders Equity represents Equity Share Capital + Other equity
3. Earnings available for debt service represents Profit for the year + Non-cash operating expenses like depreciation and other amortisations + Interest + Loss on sale of Property, Plant and Equipment etc.
4. Debt Service represents Interest on Debt + Scheduled Principal Repayment of Non Current Borrowings
5. Net Sales represents Domestic Sales + Export Sales + Scrap Sales
6. Capital Employed represents Total Equity + Borrowings + Lease liabilities
7. Cost of goods sold represents Cost of materials consumed + Changes in inventories of finished goods and work-in-progress
8. EBIT represents Profit for the year + Total tax expense + Interest expense

## Reason for variance :

1. The increase is driven by higher earnings available for debt service, despite higher interest payment.
2. The increase is driven by increase in COGS in line with increase in revenue during the year.
3. The increase is driven by overall business increase and revenue increase across business leading to higher EBIT/Profit during the year.

## 53. Other regulatory information required by Schedule III:

### (i) Relationship with struck off companies

The Company has no transactions with companies struck off under the Companies Act, 2013 or Companies Act, 1956.

### (ii) Wilful defaulter

The Company has not been declared wilful defaulter by any bank or financial institution or other lender.

### (iii) Details of crypto currency or virtual currency

The Company has not traded or invested in Crypto currency or Virtual Currency during the current and previous year.

### (iv) Compliance with approved scheme of arrangements

The Company has not entered into any scheme of arrangement which has an accounting impact on current or previous financial year.

### (v) Details of benami property held

No proceedings have been initiated on or are pending against the Company for holding benami property under the Benami Transactions (Prohibition) Act, 1988 (45 of 1988) and Rules made thereunder.

### (vi) Registration of charges or satisfaction with Registrar of Companies

There are no charges or satisfaction which are yet to be registered with the Registrar of Companies beyond the statutory period.

### (vii) Undisclosed income

There is no income surrendered or disclosed as income during the current or previous year in the tax assessments under the Income Tax Act, 1961, that has not been recorded in the books of account.

### (viii) Utilisation of borrowed funds and share premium

The Company has not advanced or loaned or invested funds (either borrowed funds or share premium or any other sources or kind of funds) to any other person(s) or entity(ies), including foreign entities ("Intermediaries") with the understanding (whether recorded in writing or otherwise) that the Intermediary shall:

- (a) directly or indirectly lend or invest in other persons or entities identified in any manner whatsoever by or on behalf of the Company ("Ultimate Beneficiaries"); or
- (b) provide any guarantee, security or the like to or on behalf of the Ultimate Beneficiaries.

The Company has not received any fund from any person(s) or entity(ies), including foreign entities ("Funding Party") with the understanding (whether recorded in writing or otherwise) that the Company shall:



# NOTES TO THE STANDALONE FINANCIAL STATEMENTS

for the year ended March 31, 2025

(All amounts in INR crores, unless otherwise stated)

- (a) directly or indirectly lend or invest in other persons or entities identified in any manner whatsoever by or on behalf of the Funding Party ("Ultimate Beneficiaries"); or
- (b) provide any guarantee, security or the like on behalf of the Ultimate Beneficiaries.

## **(ix) Borrowing secured against current assets**

The Company has borrowings from banks on the basis of security of current assets. The quarterly returns or statements of current assets filed by the Company with banks are in agreement with the books of account. The Company has filed provisional statement with the bank for the quarter ended March 31, 2025, and the final statement will be submitted to the bank upon finalization of the audited financial statements.

## **(x) Compliance with number of layers of Companies**

The Company has complied with the number of layers prescribed under clause (87) of section 2 of the Act read with Companies (Restriction on number of Layers) Rules, 2017.

## **(xi) Valuation of property, plant and equipment, right-of-use assets and intangible assets**

The Company has not revalued its property, plant and equipment (including right-of-use assets) or intangible assets or both during the current or previous year.

## **(xii) Title deeds of immovable properties not held in name of the Company**

The title deeds of all the immovable properties (other than properties where the Company is the lessee and the lease agreements are duly executed in favour of the lessee), as disclosed in Note 3 to the standalone financial statements, are held in the name of the Company.

## **(xiii) Utilisation of borrowings availed from banks and financial institutions**

The borrowings obtained by the Company from banks and financial institutions have been applied for the purposes for which such loans were taken.

**For Price Waterhouse**

**Chartered Accountants LLP**

Firm Registration No. 012754N / N500016

**For and on behalf of the Board of Directors of**

**Shakti Pumps (India) Limited**

CIN: L29120MP1995PLC009327

**Ali Akbar**

**Partner**

Membership No. 117839

**Dinesh Patidar**

**Chairman & Whole-Time Director**

DIN:00549552

**Ramesh Patidar**

**Managing Director**

DIN:00931437

Date: May 9, 2025

Place: Indore

**Dinesh Patel**

**Chief Financial Officer**

**Ravi Patidar**

**Company Secretary**

M. No. ACS 32328



# INDEPENDENT AUDITOR'S REPORT

To the Members of

**Shakti Pumps (India) Limited**

**Report on the Audit of the Consolidated Financial Statements**

## OPINION

1. We have audited the accompanying consolidated financial statements of Shakti Pumps (India) Limited (hereinafter referred to as the "Holding Company") which includes the financial statements / financial information of Holding Company's one branch located in Uganda and its five subsidiaries (Holding Company, its branch and its subsidiaries together referred to as "the Group"), (refer Note 52 to the consolidated financial statements), which comprise the Consolidated Balance Sheet as at March 31, 2025, and the Consolidated Statement of Profit and Loss (including Other Comprehensive Income), the Consolidated Statement of Changes in Equity and the Consolidated Statement of Cash Flows for the year then ended, and notes to the consolidated financial statements, including material accounting policy information and other explanatory information (hereinafter referred to as "the consolidated financial statements").
2. In our opinion and to the best of our information and according to the explanations given to us, the aforesaid consolidated financial statements give the information required by the Companies Act, 2013 ("the Act") in the manner so required and give a true and fair view in conformity with the accounting principles generally

accepted in India, of the consolidated state of affairs of the Group as at March 31, 2025, and consolidated total comprehensive income (comprising of profit and other comprehensive income), consolidated changes in equity and its consolidated cash flows for the year then ended.

## BASIS FOR OPINION

3. We conducted our audit in accordance with the Standards on Auditing (SAs) specified under Section 143(10) of the Act. Our responsibilities under those Standards are further described in the "Auditor's Responsibilities for the Audit of the Consolidated Financial Statements" section of our report. We are independent of the Group in accordance with the ethical requirements that are relevant to our audit of the consolidated financial statements in India in terms of the Code of Ethics issued by the Institute of Chartered Accountants of India and the relevant provisions of the Act, and we have fulfilled our other ethical responsibilities in accordance with these requirements. We believe that the audit evidence we have obtained is sufficient and appropriate to provide a basis for our opinion.

## KEY AUDIT MATTERS

4. Key audit matters are those matters that, in our professional judgment, were of most significance in our audit of the consolidated financial statements of the current period. These matters were addressed in the context of our audit of the consolidated financial statements as a whole, and in forming our opinion thereon, and we do not provide a separate opinion on these matters.

Key Audit Matter	How our audit addressed the key audit matter
<p><b>Appropriateness of Revenue Recognition in accordance with Ind AS 115, 'Revenue from Contracts with Customers'</b></p> <p>(Refer Note 1.12 and 28 to the consolidated financial statements)</p> <p>Revenue from operations for the year ended March 31, 2025 amounted to ₹ 2,516.24 crores.</p> <p>The Company derives a significant portion of its revenue from the supply, installation and periodic operation and maintenance of solar water pumps which involves multiple performance obligations. The Company recognises revenue in accordance with Ind AS 115. This involves application of significant judgement by management.</p> <p>We considered the appropriateness of revenue recognition as a key audit matter considering significant management judgement involved in identification of distinct performance obligations, estimation and allocation of transaction price to identified performance obligations; and determination of timing recognition of revenue.</p>	<p>Our audit procedures included the following:</p> <ul style="list-style-type: none"> <li>● Understood and evaluated the design and tested the operating effectiveness of controls surrounding the revenue recognition in accordance with the principles of Ind AS 115;</li> <li>● Tested customer contracts on a sample basis to assess the terms for identification of performance obligations in accordance with Ind AS 115 and compared those to the management assessment;</li> <li>● Assessed the appropriateness of management's judgements and accounting estimates involved for a sample of customer contracts by testing the underlying assumptions using procedures including inquiry and discussion with appropriate client personnel specifically regarding the nature and classification of products and services and allocation of transaction price;</li> <li>● Tested the appropriateness of timing of recognition of revenue considered for the various performance obligations as per the terms of the customer contracts to assess whether revenue is recognised in the correct financial period;</li> <li>● Tested journal entries for unusual revenue transactions based upon specified risk-based criteria;</li> <li>● Evaluated adequacy of the disclosures made in the consolidated financial statements.</li> </ul>

# INDEPENDENT AUDITOR'S REPORT

## OTHER INFORMATION

5. The Holding Company's Board of Directors is responsible for the other information. The other information comprises the information included in the annual report, but does not include the financial statements and our auditor's report thereon. The annual report is expected to be made available to us after the date of this auditor's report.

Our opinion on the consolidated financial statements does not cover the other information and we will not express any form of assurance conclusion thereon.

In connection with our audit of the consolidated financial statements, our responsibility is to read the other information identified above when it becomes available and, in doing so, consider whether the other information is materially inconsistent with the financial statements or our knowledge obtained in the audit, or otherwise appears to be materially misstated.

When we read the annual report, if we conclude that there is a material misstatement therein, we are required to communicate the matter to those charged with governance and take appropriate action as applicable under the relevant laws and regulations.

## RESPONSIBILITIES OF MANAGEMENT AND THOSE CHARGED WITH GOVERNANCE FOR THE CONSOLIDATED FINANCIAL STATEMENTS

6. The Holding Company's Board of Directors is responsible for the preparation and presentation of these consolidated financial statements in term of the requirements of the Act that give a true and fair view of the consolidated financial position, consolidated financial performance and consolidated cash flows, and changes in equity of the Group in accordance with the accounting principles generally accepted in India, including the Indian Accounting Standards specified under Section 133 of the Act. The respective Board of Directors of the companies included in the Group are responsible for maintenance of adequate accounting records in accordance with the provisions of the Act for safeguarding the assets of the Group and for preventing and detecting frauds and other irregularities; selection and application of appropriate accounting policies; making judgments and estimates that are reasonable and prudent; and the design, implementation and maintenance of adequate internal financial controls, that were operating effectively for ensuring accuracy and completeness of the accounting records, relevant to the preparation and presentation of the consolidated financial statements that give a true and fair view and are free from material misstatement,

whether due to fraud or error, which have been used for the purpose of preparation of the consolidated financial statements by the Directors of the Holding Company, as aforesaid.

7. In preparing the consolidated financial statements, the respective Board of Directors of the companies included in the Group are responsible for assessing the ability of the respective companies included in the Group to continue as a going concern, disclosing, as applicable, matters related to going concern and using the going concern basis of accounting unless the respective Board of Directors either intends to liquidate the respective companies included in the Group or to cease operations, or has no realistic alternative but to do so.
8. The respective Board of Directors of the companies included in the Group are responsible for overseeing the financial reporting process of those respective companies included in the Group.

## AUDITOR'S RESPONSIBILITIES FOR THE AUDIT OF THE CONSOLIDATED FINANCIAL STATEMENTS

9. Our objectives are to obtain reasonable assurance about whether the consolidated financial statements as a whole are free from material misstatement, whether due to fraud or error, and to issue an auditor's report that includes our opinion. Reasonable assurance is a high level of assurance but is not a guarantee that an audit conducted in accordance with SAs will always detect a material misstatement when it exists. Misstatements can arise from fraud or error and are considered material if, individually or in the aggregate, they could reasonably be expected to influence the economic decisions of users taken on the basis of these consolidated financial statements.
10. As part of an audit in accordance with SAs, we exercise professional judgment and maintain professional scepticism throughout the audit. We also:
  - Identify and assess the risks of material misstatement of the consolidated financial statements, whether due to fraud or error, design and perform audit procedures responsive to those risks, and obtain audit evidence that is sufficient and appropriate to provide a basis for our opinion. The risk of not detecting a material misstatement resulting from fraud is higher than for one resulting from error, as fraud may involve collusion, forgery, intentional omissions, misrepresentations, or the override of internal control.
  - Obtain an understanding of internal control relevant to



# INDEPENDENT AUDITOR'S REPORT

the audit in order to design audit procedures that are appropriate in the circumstances. Under Section 143(3) (i) of the Act, we are also responsible for expressing our opinion on whether the Holding Company has adequate internal financial controls with reference to consolidated financial statements in place and the operating effectiveness of such controls.

- Evaluate the appropriateness of accounting policies used and the reasonableness of accounting estimates and related disclosures made by management.
  - Conclude on the appropriateness of management's use of the going concern basis of accounting and, based on the audit evidence obtained, whether a material uncertainty exists related to events or conditions that may cast significant doubt on the ability of the Group to continue as a going concern. If we conclude that a material uncertainty exists, we are required to draw attention in our auditor's report to the related disclosures in the consolidated financial statements or, if such disclosures are inadequate, to modify our opinion. Our conclusions are based on the audit evidence obtained up to the date of our auditor's report. However, future events or conditions may cause the Group to cease to continue as a going concern.
  - Evaluate the overall presentation, structure and content of the consolidated financial statements, including the disclosures, and whether the consolidated financial statements represent the underlying transactions and events in a manner that achieves fair presentation.
  - Obtain sufficient appropriate audit evidence regarding the financial information of the entities or business activities within the Group and to express an opinion on the consolidated financial statements. We are responsible for the direction, supervision and performance of the audit of the financial statements of such entities included in the consolidated financial statements of which we are the independent auditors. For the other entities included in the consolidated financial statements, which have been audited by other auditors, such other auditors remain responsible for the direction, supervision and performance of the audits carried out by them. We remain solely responsible for our audit opinion.
11. We communicate with those charged with governance of the Holding Company regarding, among other matters, the planned scope and timing of the audit and significant

audit findings, including any significant deficiencies in internal control that we identify during our audit.

12. We also provide those charged with governance with a statement that we have complied with relevant ethical requirements regarding independence, and to communicate with them all relationships and other matters that may reasonably be thought to bear on our independence, and where applicable, related safeguards.
13. From the matters communicated with those charged with governance, we determine those matters that were of most significance in the audit of the consolidated financial statements of the current period and are therefore the key audit matters. We describe these matters in our auditor's report unless law or regulation precludes public disclosure about the matter or when, in extremely rare circumstances, we determine that a matter should not be communicated in our report because the adverse consequences of doing so would reasonably be expected to outweigh the public interest benefits of such communication.

## OTHER MATTER

14. The consolidated financial statements of the Company for the year ended March 31, 2024, were audited by another firm of chartered accountants under the Act who, vide their report dated April 26, 2024, expressed an unmodified opinion on those consolidated financial statements.
15. The financial information of one branch included in the consolidated financial statements of the Holding Company reflect total assets of ₹ 104.10 crores and net assets of ₹ 0.97 crores as at March 31, 2025, total revenue of ₹ 162.90 crores, net profit after tax of ₹ 0.89 crores and total comprehensive income (comprising of profit and other comprehensive income) of ₹ 0.86 crores and net cash flows amounting to ₹ 0.61 crores for the year ended on that date. The financial information of this branch has been audited by other auditors whose report has been furnished to us by the management, and our opinion on the consolidated financial statements (including other information) insofar as it relates to the amounts and disclosures included in respect of this branch, is based on the report of such other auditors and the procedures performed by us.
16. The financial statements of two subsidiaries included in the consolidated financial statements, reflect total assets of ₹ 219.17 crores and net assets of ₹ 130.17 crores as at March 31, 2025, total revenue of ₹ 220.56 crores, net profit after tax of ₹ 25.60 crores, and total comprehensive income (comprising of profit and other comprehensive income) of ₹ 25.60 crores and net cash flows amounting to



## INDEPENDENT AUDITOR'S REPORT

₹ 4.32 crores for the year ended on that date, as considered in the consolidated financial statements. The financial statements of these subsidiaries have been audited by other auditors whose reports have been furnished to us by the Holding Company's management, and our opinion on the consolidated financial statements insofar as it relates to the amounts and disclosures included in respect of these subsidiaries and our report in terms of sub-section (3) of Section 143 of the Act including report on Other Information insofar as it relates to the aforesaid subsidiaries, is based on the reports of the other auditors and the procedures performed by us.

17. We did not audit the financial statements of one subsidiary whose financial statements reflect total assets of ₹ 1.13 crores and net assets of ₹ (0.15) crores as at March 31, 2025, total revenue of ₹ nil, net loss after tax of ₹ 0.11 crores, and total comprehensive loss (comprising of loss and other comprehensive income) of ₹ 0.11 crores and net cash flows amounting to ₹ 0.00 crores for the year ended on that date, as considered in the consolidated financial statements. The financial statements of this subsidiary are unaudited and have been furnished to us by the management, and our opinion on the consolidated financial statements insofar as it relates to the amounts and disclosures included in respect of this subsidiary and our report in terms of sub-section (3) of Section 143 of the Act including report on Other Information insofar as it relates to the aforesaid subsidiary, is based solely on such unaudited financial statements. In our opinion and according to the information and explanations given to us by the management, these financial statements are not material to the Group.

18. The financial statements of two subsidiaries located outside India, included in the consolidated financial statements, which constitute total assets of ₹ 70.45 crores and net assets of ₹ 63.14 crores as at March 31, 2025, total revenue of ₹ 82.94 crores, net profit after tax of ₹ 5.98 crores and total comprehensive income (comprising of profit and other comprehensive income) of ₹ 8.45 crores and net cash flows amounting to ₹ (0.05) crores for the year ended on that date, have been prepared in accordance with accounting principles generally accepted in their respective countries and have been audited by other auditors under generally accepted auditing standards applicable in their respective countries. The Holding Company's management has converted the financial statements of such subsidiaries located outside India from the accounting principles generally accepted in their respective countries to the accounting principles

generally accepted in India. We have audited these conversion adjustments made by the Holding Company's management. Our opinion in so far as it relates to the balances and affairs of such subsidiaries located outside India, including other information, is based on the report of other auditors and the conversion adjustments prepared by the management of the Holding Company and audited by us.

Our opinion on the consolidated financial statements, and our report on Other Legal and Regulatory Requirements below, is not modified in respect of the above matters set out in paragraphs 15, 16, 17 and 18 above with respect to our reliance on the work done and reports of the other auditors and the financial statements certified by the management.

### REPORT ON OTHER LEGAL AND REGULATORY REQUIREMENTS

19. As required by paragraph 3(xxi) of the Companies (Auditor's Report) Order, 2020 ("CARO 2020"), issued by the Central Government of India in terms of sub-section (11) of Section 143 of the Act, we report that there are no qualifications or adverse remarks included by the respective auditors in their CARO 2020 reports issued in respect of the standalone financial statements of the companies which are included in these Consolidated Financial Statements.

20. As required by Section 143(3) of the Act, we report, to the extent applicable, that:

- (a) We have sought and obtained all the information and explanations which to the best of our knowledge and belief were necessary for the purposes of our audit of the aforesaid consolidated financial statements.
- (b) In our opinion, proper books of account as required by law relating to preparation of the aforesaid consolidated financial statements have been kept so far as it appears from our examination of those books and the reports of the other auditors except for the matters stated in paragraph 20(h)(vi) below on reporting under Rule 11(g) of the Companies (Audit and Auditors) Rules, 2014 (as amended).
- (c) The Consolidated Balance Sheet, the Consolidated Statement of Profit and Loss (including other comprehensive income), the Consolidated Statement of Changes in Equity and the Consolidated Statement of Cash Flows dealt with by this Report are in agreement with the relevant books of account and records maintained for the purpose of preparation of the consolidated financial statements.



# INDEPENDENT AUDITOR'S REPORT

- (d) In our opinion, the aforesaid consolidated financial statements comply with the Indian Accounting Standards specified under Section 133 of the Act.
- (e) On the basis of the written representations received from the directors of the Holding Company as on April 1, 2025 taken on record by the Board of Directors of the Holding Company and the reports of the statutory auditors of its subsidiaries incorporated in India, none of the directors of the Group companies incorporated in India are disqualified as on March 31, 2025 from being appointed as a director in terms of Section 164(2) of the Act.
- (f) With respect to the maintenance of accounts and other matters connected therewith, reference is made to our remarks in paragraph 20(b) above on reporting under Section 143(3)(b) and paragraph 20(h)(vi) below on reporting under Rule 11(g) of the Rules.
- (g) With respect to the adequacy of internal financial controls with reference to consolidated financial statements of the Group and the operating effectiveness of such controls, refer to our separate report in "Annexure A".
- (h) With respect to the other matters to be included in the Auditor's Report in accordance with Rule 11 of the Companies (Audit and Auditors) Rules, 2014, in our opinion and to the best of our information and according to the explanations given to us:
  - i. The consolidated financial statements disclose the impact, if any, of pending litigations on the consolidated financial position of the Group—Refer Note 39(a) to the consolidated financial statements.
  - ii. The Group was not required to recognise a provision as at March 31, 2025 under the applicable law or Indian Accounting Standards, as it does not have any material foreseeable losses on long-term contract. The Group did not have any derivative contracts as at March 31, 2025.
  - iii. There has been no delay in transferring amounts required to be transferred to the Investor Education and Protection Fund by the Holding Company during the year. Further, there were no amounts which were required to be transferred to the Investor Education and Protection Fund by its subsidiaries incorporated in India during the year.
  - iv. (a) The respective managements of the Holding Company, its branch and its subsidiaries which are

companies incorporated in India whose financial statements have been audited under the Act have represented to us and to the branch auditors and the other auditors of such subsidiaries respectively that, to the best of their knowledge and belief, as disclosed in Note 53(viii) to the consolidated financial statements, no funds have been advanced or loaned or invested (either from borrowed funds or share premium or any other sources or kind of funds) by the Holding Company or its branch or any of such subsidiaries to or in any other person(s) or entity(ies), including foreign entities ("Intermediaries"), with the understanding, whether recorded in writing or otherwise, that the Intermediary shall, whether directly or indirectly, lend or invest in other persons or entities identified in any manner whatsoever by or on behalf of the Holding Company or its branch or any of such subsidiaries ("Ultimate Beneficiaries") or provide any guarantee, security or the like on behalf of the Ultimate Beneficiaries.

- (b) The respective managements of the Holding Company, its branch and its subsidiaries which are companies incorporated in India whose financial statements have been audited under the Act have represented to us and the branch auditors and the other auditors of such subsidiaries respectively that, to the best of their knowledge and belief, as disclosed in the Note 53(viii) to the consolidated financial statements, no funds have been received by the Holding Company or its branch or any of such subsidiaries from any person(s) or entity(ies), including foreign entities ("Funding Parties"), with the understanding, whether recorded in writing or otherwise, that the Holding Company or its branch or any of such subsidiaries shall, whether directly or indirectly, lend or invest in other persons or entities identified in any manner whatsoever by or on behalf of the Funding Party ("Ultimate Beneficiaries") or provide any guarantee, security or the like on behalf of the Ultimate Beneficiaries.
- (c) Based on the audit procedures, that has been considered reasonable and appropriate in the circumstances, performed by us and those performed by the auditors of the branch and subsidiaries which are companies incorporated in India whose financial statements have been audited under the Act, nothing has come to our or other auditors' notice that has caused us or the other auditors to believe that the representations

## INDEPENDENT AUDITOR'S REPORT

under sub-clause (i) and (ii) of Rule 11(e) contain any material misstatement.

- v. The final dividend paid by the Holding Company during the year in respect of the same declared for the previous year is in accordance with Section 123 of the Act to the extent it applies to payment of dividend.

As stated in Note 37 to the consolidated financial statements, the Board of Directors of the Holding Company have proposed final dividend for the year which is subject to the approval of the members at the ensuing Annual General Meeting. The dividend declared is in accordance with section 123 of the Act to the extent it applies to declaration of dividend.

The subsidiaries incorporated in India have not declared or paid any dividend during the year.

- vi. Based on our examination, which included test checks and that performed by the respective auditors of the branch and subsidiaries which are companies incorporated in India whose financial statements have been audited under the Act, the Holding Company, its branch and its subsidiaries have used an accounting software for maintaining their books of account which has a feature of recording audit trail (edit log) facility that has operated during the year for all relevant

transactions recorded in the software, except that the audit trail is not maintained for certain transactions. Further, the audit trail feature has not been enabled at the database level to log any direct data changes. During the course of performing our procedures, other than the aforesaid instances of audit trail not enabled/ maintained where the question of our commenting does not arise, we and auditors of such branch and subsidiaries did not notice any instance of audit trail feature being tampered with, or not preserved by the Holding Company, its branch and its subsidiaries as per the statutory requirements for record retention

21. The Group has paid/ provided for managerial remuneration in accordance with the requisite approvals mandated by the provisions of Section 197 read with Schedule V to the Act.

**For Price Waterhouse Chartered Accountants LLP**  
**Firm Registration Number: 012754N/N500016**

**Ali Akbar**  
Partner

Place: Indore  
Date: May 09, 2025

Membership Number: 117839  
UDIN: 25117839BMNYYK5576



# ANNEXURE A TO INDEPENDENT AUDITOR'S REPORT

Referred to in paragraph 20(g) of the Independent Auditor's Report of even date to the members of Shakti Pumps (India) Limited on the consolidated financial statements for the year ended March 31, 2025

## REPORT ON THE INTERNAL FINANCIAL CONTROLS WITH REFERENCE TO CONSOLIDATED FINANCIAL STATEMENTS UNDER CLAUSE (I) OF SUB-SECTION 3 OF SECTION 143 OF THE ACT

1. In conjunction with our audit of the consolidated financial statements of the Company as of and for the year ended March 31, 2025, we have audited the internal financial controls with reference to consolidated financial statements of Shakti Pumps (India) Limited (hereinafter referred to as "the Holding Company") which includes the internal financial controls over financial reporting of the Holding Company's one branch and its subsidiaries, which are companies incorporated in India, as of that date.

### MANAGEMENT'S RESPONSIBILITY FOR INTERNAL FINANCIAL CONTROLS

2. The respective Board of Directors of the Holding Company and its subsidiaries, to whom reporting under clause (i) of sub section 3 of Section 143 of the Act in respect of the adequacy of the internal financial controls with reference to consolidated financial statements is applicable, which are companies incorporated in India, are responsible for establishing and maintaining internal financial controls based on internal control over financial reporting criteria established by the Company considering the essential components of internal control stated in the Guidance Note on Audit of Internal Financial Controls Over Financial Reporting ("the Guidance Note") issued by the Institute of Chartered Accountants of India ("ICAI"). These responsibilities include the design, implementation and maintenance of adequate internal financial controls that were operating effectively for ensuring the orderly and efficient conduct of its business, including adherence to the respective company's policies, the safeguarding of its assets, the prevention and detection of frauds and errors, the accuracy and completeness of the accounting records, and the timely preparation of reliable financial information, as required under the Act.

### AUDITOR'S RESPONSIBILITY

3. Our responsibility is to express an opinion on the Holding Company's internal financial controls with reference to consolidated financial statements based on our audit. We conducted our audit in accordance with the Guidance Note issued by the ICAI and the Standards on Auditing specified under Section 143(10) of the Companies Act, 2013, to the extent applicable to an audit of internal financial controls, both applicable to an audit of internal financial controls and both issued by the ICAI. Those Standards and the Guidance Note require that we comply with ethical

requirements and plan and perform the audit to obtain reasonable assurance about whether adequate internal financial controls with reference to consolidated financial statements was established and maintained and if such controls operated effectively in all material respects.

4. Our audit involves performing procedures to obtain audit evidence about the adequacy of the internal financial controls system with reference to consolidated financial statements and their operating effectiveness. Our audit of internal financial controls with reference to consolidated financial statements included obtaining an understanding of internal financial controls with reference to consolidated financial statements, assessing the risk that a material weakness exists, and testing and evaluating the design and operating effectiveness of internal control based on the assessed risk. The procedures selected depend on the auditor's judgement, including the assessment of the risks of material misstatement of the consolidated financial statements, whether due to fraud or error.

5. We believe that the audit evidence we have obtained and the audit evidence obtained by the other auditors in terms of their reports referred to in the Other Matter paragraph below is sufficient and appropriate to provide a basis for our audit opinion on the Holding Company's internal financial controls system with reference to consolidated financial statements.

### MEANING OF INTERNAL FINANCIAL CONTROLS WITH REFERENCE TO FINANCIAL STATEMENTS

6. A company's internal financial control with reference to financial statements is a process designed to provide reasonable assurance regarding the reliability of financial reporting and the preparation of financial statements for external purposes in accordance with generally accepted accounting principles. A company's internal financial control with reference to financial statements includes those policies and procedures that (1) pertain to the maintenance of records that, in reasonable detail, accurately and fairly reflect the transactions and dispositions of the assets of the company; (2) provide reasonable assurance that transactions are recorded as necessary to permit preparation of financial statements in accordance with generally accepted accounting principles, and that receipts and expenditures of the company are being made only in accordance with authorisations of management and directors of the company; and (3) provide reasonable assurance regarding prevention or timely detection of unauthorised acquisition, use, or disposition of the company's assets that could have a material effect on the financial statements.



## ANNEXURE A TO INDEPENDENT AUDITOR'S REPORT

Referred to in paragraph 20(g) of the Independent Auditor's Report of even date to the members of Shakti Pumps (India) Limited on the consolidated financial statements for the year ended March 31, 2025

### INHERENT LIMITATIONS OF INTERNAL FINANCIAL CONTROLS WITH REFERENCE TO FINANCIAL STATEMENTS

7. Because of the inherent limitations of internal financial controls with reference to financial statements, including the possibility of collusion or improper management override of controls, material misstatements due to error or fraud may occur and not be detected. Also, projections of any evaluation of the internal financial controls with reference to financial statements to future periods are subject to the risk that the internal financial control with reference to financial statements may become inadequate because of changes in conditions, or that the degree of compliance with the policies or procedures may deteriorate.

### OPINION

8. In our opinion, the Holding Company including its branch and its subsidiaries, which are companies incorporated in India, have, in all material respects, an adequate internal financial controls system with reference to consolidated financial statements and such internal financial controls with reference to consolidated financial statements were operating effectively as at March 31, 2025, based on the internal control over financial reporting criteria established by the Company considering the essential

components of internal control stated in the Guidance Note issued by the ICAI.

### Other Matter

9. Our aforesaid report under Section 143(3)(i) of the Act on the adequacy and operating effectiveness of the internal financial controls with reference to consolidated financial statements insofar as it relates to one branch and two subsidiaries, which are companies incorporated in India, is based on the corresponding reports of the auditors of the branch and such subsidiary companies incorporated in India. Our opinion is not modified in respect of this matter.

**For Price Waterhouse Chartered Accountants LLP**  
**Firm Registration Number: 012754N/N500016**

**Ali Akbar**  
 Partner

Place: Indore  
 Date: May 09, 2025

Membership Number: 117839  
 UDIN: 25117839BMNYYK5576



# CONSOLIDATED BALANCE SHEET

as at March 31, 2025

(All amounts in INR crores, unless otherwise stated)

Particulars	Note No.	As at March 31, 2025	As at March 31, 2024
<b>ASSETS</b>			
<b>Non - Current Assets</b>			
(a) Property, plant and equipment	3 (a)	210.91	135.92
(b) Capital work-in-progress	3 (a)	32.72	37.80
(c) Right of-use assets	3 (b)	10.62	8.60
(d) Intangible assets	4	5.13	4.71
(e) Intangible assets under development	4	0.12	0.73
(f) Financial assets			
(i) Other financial assets	5	8.86	9.01
(g) Deferred tax assets (net)	6	13.51	-
(h) Income tax assets (net)	7	0.03	0.27
(i) Other non-current assets	8	26.56	8.25
<b>Total non-current assets</b>		<b>308.46</b>	<b>205.29</b>
<b>Current assets</b>			
(a) Inventories	9	341.97	297.60
(b) Financial assets			
(i) Trade receivables	10	1,048.68	666.84
(ii) Cash and cash equivalents	11	57.00	190.60
(iii) Bank balances other than (ii) above	12	112.42	10.70
(iv) Other financial assets	13	12.60	8.04
(c) Other current assets	14	93.31	71.23
<b>Total current assets</b>		<b>1,665.98</b>	<b>1,245.01</b>
<b>Total assets</b>		<b>1,974.44</b>	<b>1,450.30</b>
<b>Equity and liabilities</b>			
<b>Equity</b>			
(a) Equity share capital	15	120.21	20.03
(b) Other equity	16	1,040.96	735.66
<b>Total equity</b>		<b>1,161.17</b>	<b>755.69</b>
<b>Liabilities</b>			
<b>Non-current liabilities</b>			
(a) Financial liabilities			
(i) Borrowings	17	35.29	-
(ii) Lease liabilities	18	1.66	1.64
(b) Provisions	19	11.45	8.05
(c) Deferred tax liabilities (net)	20	1.32	0.10

## CONSOLIDATED BALANCE SHEET

as at March 31, 2025

(All amounts in INR crores, unless otherwise stated)

(d) Other non-current liabilities	21	29.13	-
<b>Total non-current liabilities</b>		<b>78.85</b>	<b>9.79</b>
<b>Current liabilities</b>			
(a) Financial liabilities			
(i) Borrowings	22	132.47	82.91
(ii) Lease liabilities	19	0.29	0.27
(iii) Trade payables	23		
- Total outstanding dues of micro enterprises and small enterprises		39.22	54.81
- Total outstanding dues of creditors other than micro enterprises and small enterprises		424.76	434.28
(iv) Other financial liabilities	24	24.32	40.54
(b) Provisions	25	39.96	0.21
(c) Current tax liabilities (net)	26	33.43	6.34
(d) Other current liabilities	27	39.97	65.46
<b>Total current liabilities</b>		<b>734.42</b>	<b>684.82</b>
<b>Total liabilities</b>		<b>813.27</b>	<b>694.61</b>
<b>Total equity and liabilities</b>		<b>1,974.44</b>	<b>1,450.30</b>
Material accounting policies	1		
Critical estimates and judgements	2		
Notes to the Financial Statements	3 to 53		

The above Consolidated Balance Sheet should be read in conjunction with the accompanying notes.

This is the Consolidated Balance Sheet referred to in our report of even dated.

**For Price Waterhouse**

**Chartered Accountants LLP**

Firm Registration No. 012754N / N500016

**For and on behalf of the Board of Directors of**

**Shakti Pumps (India) Limited**

CIN: L29120MP1995PLC009327

**Ali Akbar**

**Partner**

Membership No. 117839

**Dinesh Patidar**

**Chairman & Whole-Time Director**

DIN:00549552

**Ramesh Patidar**

**Managing Director**

DIN:00931437

Date: May 9, 2025

Place: Indore

**Dinesh Patel**

**Chief Financial Officer**

**Ravi Patidar**

**Company Secretary**

M. No. ACS 32328



# CONSOLIDATED STATEMENT OF PROFIT AND LOSS

for the year ended March 31, 2025

(All amounts in INR crores, unless otherwise stated)

Particulars		Note No.	Year ended March 31, 2025	Year ended March 31, 2024
<b>Income</b>				
<b>I</b>	Revenue from operations	28	2,516.24	1,370.74
<b>II</b>	Other income	29	17.09	3.57
<b>III</b>	<b>Total income (I+II)</b>		<b>2,533.33</b>	<b>1,374.31</b>
<b>IV Expenses</b>				
	Cost of materials consumed	30	1,563.74	984.45
	Changes in inventories of finished goods and work-in-progress	31	3.20	(64.80)
	Employee benefits expense	32	100.99	77.99
	Finance costs	33	44.25	19.48
	Depreciation and amortisation expense	34	19.99	19.03
	Other expenses	35	245.36	148.26
	<b>Total expenses (IV)</b>		<b>1,977.53</b>	<b>1,184.41</b>
<b>V</b>	<b>Profit before tax (III-IV)</b>		<b>555.80</b>	<b>189.90</b>
<b>VI Tax expense:</b>				
(1)	Current tax	43	159.76	54.67
(2)	Deferred tax (credit)/ charge	43	(12.33)	(6.50)
	<b>Total tax expense (VI)</b>		<b>147.43</b>	<b>48.17</b>
<b>VII</b>	<b>Profit for the year (V-VI)</b>		<b>408.37</b>	<b>141.73</b>
<b>Other comprehensive income/ (loss)</b>				
(i)	Items that will not be reclassified to profit or loss			
	Re-measurement gains/(loss) on defined benefit plans	41	(0.24)	(0.82)
	Income tax relating to items that will not be reclassified to profit or loss		0.06	0.20
(ii)	Items that will be reclassified to profit or loss			
	Exchange differences on translation of foreign operations (net of tax)		2.48	0.23
<b>VIII</b>	<b>Other comprehensive income/ (loss) for the year</b>		<b>2.30</b>	<b>(0.39)</b>
<b>IX</b>	<b>Total comprehensive income for the year (VII+VIII)</b>		<b>410.67</b>	<b>141.34</b>
<b>X</b>	Earnings per equity share [nominal value of share ₹ 10/-] (In Rupees)	<b>36</b>		
(1)	Basic		33.97	12.82
(2)	Diluted		33.97	12.82

The above Consolidated Statement of Profit and Loss should be read in conjunction with the accompanying notes.  
This is the Consolidated Statement of Profit and Loss referred to in our report of even date.

**For Price Waterhouse  
Chartered Accountants LLP**  
Firm Registration No. 012754N / N500016

**For and on behalf of the Board of Directors of  
Shakti Pumps (India) Limited**  
CIN: L29120MP1995PLC009327

**Ali Akbar  
Partner**  
Membership No. 117839

**Dinesh Patidar  
Chairman & Whole-Time Director**  
DIN:00549552

**Ramesh Patidar  
Managing Director**  
DIN:00931437

Date: May 9, 2025  
Place: Indore

**Dinesh Patel  
Chief Financial Officer**

**Ravi Patidar  
Company Secretary**  
M. No. ACS 32328

## CONSOLIDATED STATEMENT OF CASH FLOWS

for the year ended March 31, 2025

(All amounts in INR crores, unless otherwise stated)

Particulars		For the Year Ended March 31, 2025		For the Year Ended March 31, 2024	
<b>A</b>	<b>CASH FLOW FROM OPERATING ACTIVITIES</b>				
	Profit before tax		555.80		189.90
	Adjusted For :				
	Depreciation and amortisation expense	19.99		19.03	
	Interest income on fixed deposits	(14.43)		(1.35)	
	Unrealised foreign exchange (gain)/loss (net)	0.07		0.31	
	Finance costs	30.53		13.84	
	Interest on shortfall of advance tax	3.08		-	
	Interest on delay payment to micro and small enterprises	3.45		-	
	Interest on lease liabilities	0.11		0.05	
	Employee share-based payment expenses	2.82		-	
	Provision for expected credit loss on trade receivables	15.64		1.95	
	Provision for slow and non-moving inventory	1.65		-	
	(Gain)/ loss on sale of property, plant and equipment	0.45		0.01	
			63.36		33.84
	<b>Operating profit before working capital changes</b>		<b>619.16</b>		<b>223.74</b>
	(Increase)/ Decrease in trade receivables	(397.46)		(424.98)	
	(Increase)/ Decrease in inventories	(46.02)		(90.29)	
	(Increase)/ Decrease in other financial assets	1.19		(4.52)	
	(Increase)/ Decrease in other assets	(22.56)		7.31	
	Increase/ (Decrease) in trade payables	(22.85)		335.83	
	Increase/ (Decrease) in other financial liabilities	(22.25)		26.15	
	Increase/ (Decrease) in provisions	43.14		1.38	
	Increase/ (Decrease) in other liabilities	3.64		11.06	
			(463.17)		(138.06)
	<b>Net cash flow from operating activities</b>		<b>155.99</b>		<b>85.68</b>
	Income taxes paid (net)	(135.50)		(36.01)	
			(135.50)		(36.01)
	<b>Net cash flow generated from / (used in) operating activities (A)</b>		<b>20.49</b>		<b>49.67</b>
<b>B</b>	<b>CASH FLOW FROM INVESTING ACTIVITIES</b>				
	Payment for purchase of property, plant and equipment	(107.78)		(58.76)	
	Payment for purchase of intangible assets	(0.36)		(1.42)	
	Proceeds from sale of property, plant and equipment	3.08		0.16	
	Interest received	6.47		1.39	





# CONSOLIDATED STATEMENT OF CASH FLOWS

for the year ended March 31, 2025

(All amounts in INR crores, unless otherwise stated)

Particulars	For the Year Ended March 31, 2025		For the Year Ended March 31, 2024	
Redemption / (Investment) of deposits with banks	(99.37)		(2.82)	
<b>Net cash flow generated from / (used in) investing activities (B)</b>		<b>(197.96)</b>		<b>(61.45)</b>
<b>C CASH FLOW FROM FINANCING ACTIVITIES</b>				
Proceeds from long term borrowings	40.58		-	
Repayment of long term borrowings	-		(2.43)	
Proceeds from short term borrowings (net)	44.27		11.94	
Proceeds from issue of equity shares through QIP	-		200.00	
Payment of lease liabilities	(2.44)		(0.65)	
Dividend paid	(8.01)		(3.68)	
Interest paid	(30.53)		(13.84)	
<b>Net Cash flow generated from / (used in) financing activities (C)</b>		<b>43.87</b>		<b>191.34</b>
<b>Net increase / (decrease) in cash &amp; cash equivalents (A+B+C)</b>		<b>(133.60)</b>		<b>179.56</b>
<b>Cash and cash equivalents at the beginning of the year</b>		<b>190.60</b>		<b>11.04</b>
<b>Cash and cash equivalents at the end of the year</b>		<b>57.00</b>		<b>190.60</b>

Note : 1. Figures in brackets represent cash outflow.

2. Cash and Cash Equivalents comprise of :

Particulars	As at March 31, 2025	As at March 31, 2024
Cash in Hand	0.05	0.02
Balance with banks:		
In current accounts	42.41	11.68
Deposits with original maturity of less than 3 months	14.54	178.90
<b>Total</b>	<b>57.00</b>	<b>190.60</b>

- The above Consolidated Statement of Cash Flows has been prepared under the "Indirect Method" as set out in the Ind AS - 7 on Statement of Cash Flows.
- Addition to non-cash financing and investing activity - Right to use assets during the year is ₹ 2.36 crores (Previous year: ₹ 0.83 crores).

## CONSOLIDATED STATEMENT OF CASH FLOWS

for the year ended March 31, 2025

(All amounts in INR crores, unless otherwise stated)

5. Cash flow from operating activities includes ₹ 1.02 crores (Previous year: ₹ 1.31 crores) being cash outflow towards Corporate Social Responsibility expense [Refer note 40]

The above Consolidated Statement of Cash Flows should be read in conjunction with the accompanying notes.

This is the Consolidated Statement of Cash Flows referred to in our report of even date.

**For Price Waterhouse**

**Chartered Accountants LLP**

Firm Registration No. 012754N / N500016

**For and on behalf of the Board of Directors of**

**Shakti Pumps (India) Limited**

CIN: L29120MP1995PLC009327

**Ali Akbar**

**Partner**

Membership No. 117839

**Dinesh Patidar**

**Chairman & Whole-Time Director**

DIN:00549552

**Ramesh Patidar**

**Managing Director**

DIN:00931437

Date: May 9, 2025

Place: Indore

**Dinesh Patel**

**Chief Financial Officer**

**Ravi Patidar**

**Company Secretary**

M. No. ACS 32328



# CONSOLIDATED STATEMENT OF CHANGES IN EQUITY

for the year ended March 31, 2025

(All amounts in INR crores, unless otherwise stated)

## A) Equity share capital (Refer note 15)

Particulars	Amount
<b>As at April 1, 2023</b>	<b>18.38</b>
Change in equity share capital (Refer note 15.7)	1.65
<b>As at March 31, 2024</b>	<b>20.03</b>
Change in equity share capital (Refer note 15.8)	100.18
<b>As at March 31, 2025</b>	<b>120.21</b>

## B) Other equity (Refer note 16)

Particulars	Reserves and Surplus				Other Reserves	Total Other Equity
	Securities Premium	Capital Reserve	General Reserve	Retained Earnings	Foreign Currency Translation Reserve	
<b>As at April 1, 2023</b>	<b>87.97</b>	<b>0.50</b>	<b>96.37</b>	<b>213.25</b>	<b>1.56</b>	<b>399.65</b>
Profit for the year	-	-	-	141.73	-	<b>141.73</b>
Other comprehensive income	-	-	-	(0.62)	0.23	<b>(0.39)</b>
Issue of equity shares, net of transaction costs (Refer note 15.7)	198.35	-	-	-	-	<b>198.35</b>
Dividend paid	-	-	-	(3.68)	-	<b>(3.68)</b>
<b>As at March 31, 2024</b>	<b>286.32</b>	<b>0.50</b>	<b>96.37</b>	<b>350.68</b>	<b>1.79</b>	<b>735.66</b>

Particulars	Reserves and Surplus					Other Reserves	Total Other Equity
	Securities Premium	Capital Reserve	General Reserve	Retained Earnings	Share Based Payment Reserve	Foreign Currency Translation Reserve	
<b>As at April 1, 2024</b>	<b>286.32</b>	<b>0.50</b>	<b>96.37</b>	<b>350.68</b>	<b>-</b>	<b>1.79</b>	<b>735.66</b>
Profit for the year	-	-	-	408.37	-	-	408.37
Other comprehensive income	-	-	-	(0.18)	-	2.48	2.30
Issue of bonus shares (Refer note 15.8)	(100.18)	-	-	-	-	-	(100.18)
Dividend paid	-	-	-	(8.01)	-	-	(8.01)
Recognition of share based payment expenses (Refer note 42)	-	-	-	-	2.82	-	2.82
<b>As at March 31, 2025</b>	<b>186.14</b>	<b>0.50</b>	<b>96.37</b>	<b>750.86</b>	<b>2.82</b>	<b>4.27</b>	<b>1,040.96</b>

## CONSOLIDATED STATEMENT OF CHANGES IN EQUITY

for the year ended March 31, 2025

(All amounts in INR crores, unless otherwise stated)

The above Consolidated Statement of Changes in Equity should be read in conjunction with the accompanying notes.

This is the Consolidated Statement of Changes in Equity referred to in our report of even date

**For Price Waterhouse**

**Chartered Accountants LLP**

Firm Registration No. 012754N / N500016

**For and on behalf of the Board of Directors of**

**Shakti Pumps (India) Limited**

CIN: L29120MP1995PLC009327

**Ali Akbar**

**Partner**

Membership No. 117839

**Dinesh Patidar**

**Chairman & Whole-Time Director**

DIN:00549552

**Ramesh Patidar**

**Managing Director**

DIN:00931437

Date: May 9, 2025

Place: Indore

**Dinesh Patel**

**Chief Financial Officer**

**Ravi Patidar**

**Company Secretary**

M. No. ACS 32328



# NOTES TO THE CONSOLIDATED FINANCIAL STATEMENTS

for the year ended March 31, 2025

(All amounts in INR crores, unless otherwise stated)

## GENERAL INFORMATION:

Shakti Pumps (India) Limited ("SPIL" or "the Company", or "the Holding Company", or "the Parent Company") is a public limited company domiciled in India and incorporated on April 21, 1995. The registered office of the Company is situated at Plot No. 401, 402 & 413 Sector III Industrial Area Pithampur, Madhya Pradesh - 454774.

The consolidated financial statements relate to the Company and its subsidiaries (jointly referred to as 'the Group') as detailed in note 1.2 below.

The Group is engaged in manufacturing and sale of Pumps, Motors, VFD, Inverters & their spare parts. The core products of the Group are Engineered Pumps, Industrial Pumps, and Solar Pumps etc.

The shares of the Company are listed on National Stock Exchange of India Limited and BSE Limited. The CIN of the Company is L29120MP1995PLC009327. The consolidated financial statements of the Group for the year ended March 31, 2025 were approved for issue by the Board of Directors on May 9, 2025.

## 1. MATERIAL ACCOUNTING POLICIES

This note provides a list of the material accounting policies adopted in the preparation of these consolidated financial statements. These policies have been consistently applied to all the years presented.

### 1.1 Basis of Preparation

#### (i) Compliance with Ind AS

The consolidated financial statements of the Company have been prepared in accordance with Indian Accounting Standards (Ind AS) notified under Section 133 of the Companies Act, 2013 read with Companies (Indian Accounting Standards) Rules, 2015, as amended from time to time and other relevant provisions of the Companies Act, 2013 ('the Act'). The financial statements have been prepared on accrual and going concern basis.

#### (ii) Historical cost convention

The financial statements have been prepared on historical cost basis, except for following:

- defined benefit plans- plan assets measured at fair value
- share based payment transactions

#### (iii) Current and non-current classification

All assets and liabilities have been classified

as current or non-current as per the Group's operating cycle and other criteria set out in Schedule III (Division II) of the Companies Act, 2013. Based on the nature of products and the time between the acquisition of assets for processing and their realization in cash and cash equivalents, the Group has ascertained its operating cycle as 12 months for the purpose of current and non-current classification of assets and liabilities.

#### (iv) Functional currency

These financial statements have been prepared in Indian Rupee which is the functional currency of the Company.

#### (v) Rounding off amounts

All amounts disclosed in the financial statements and notes have been rounded off to the nearest INR crores as per the requirement of Schedule III, unless otherwise stated. The Group from the quarter ended June 2024, has changed its rounding off denomination to crores from lakhs in order to make it more useful to users of financial statements. Accordingly, the figures of the comparative period have also been changed to give this effect. Further, the said change is in line with Schedule III of the Companies Act, 2013.

#### (vi) New and amended standards adopted by the Group

The Ministry of Corporate Affairs vide notification dated September 9, 2024 and September 28, 2024 notified the Companies (Indian Accounting Standards) Second Amendment Rules, 2024 and Companies (Indian Accounting Standards) Third Amendment Rules, 2024, respectively, which amended/ notified certain accounting standards (see below), and are effective for annual reporting periods beginning on or after April 1, 2024:

- Insurance contracts - Ind AS 117; and
- Lease Liability in Sale and Leaseback - Amendments to Ind AS 116

These amendments did not have any material impact on the amounts recognised in prior periods and are not expected to significantly affect the current or future periods.

### 1.2 Basis of consolidation

The consolidated financial statements comprise of the financial statements of Shakti Pumps (India) Limited (Parent Company) and the following subsidiaries:



# NOTES TO THE CONSOLIDATED FINANCIAL STATEMENTS

for the year ended March 31, 2025

(All amounts in INR crores, unless otherwise stated)

Name of the Subsidiary	Country of Incorporation	Proportion of Ownership Interest of SPIL	
		As at March 31, 2025	As at March 31, 2024
Shakti Pumps USA, LLC	USA	100%	100%
Shakti Pumps FZE	UAE	100%	100%
Shakti Pumps (Bangladesh) Limited	Bangladesh	100%	100%
Shakti Energy Solutions Limited (Formerly known as Shakti Energy Solutions Private Limited)	India	100%	100%
Shakti EV Mobility Private Limited	India	100%	100%

Subsidiaries are all entities over which the Group has control. The Group controls an entity where the Group is exposed to or has rights to the variable returns of the entity and has the ability to affect those returns through its power to direct the relevant activities of the entity.

Consolidation of a subsidiary begins when the Group obtains control over the subsidiary and ceases when the Group loses control of the subsidiary.

The Group combines the financial statements of the Parent Company and its subsidiaries line by line adding together like items of assets, liabilities, equity, income and expenses. The financial statements of the subsidiary companies used in the consolidation are drawn up to the same reporting date as that of the Holding Company.

Intercompany transactions, balances and unrealised gains on transactions between group companies are eliminated. Unrealised losses are also eliminated unless the transaction provides evidence of an impairment of the transferred asset. When necessary, adjustments are made to the financial statements of subsidiaries to bring their accounting policies into line with the Group's accounting policies.

Non-controlling interests in the results and equity of subsidiaries are shown separately in the consolidated statement of profit and loss, consolidated statement of changes in equity and consolidated balance sheet, respectively.

## 1.3 Property, plant and equipment

Freehold land is carried at historical cost. All other items of property, plant and equipment are stated at historical cost of acquisition or construction less accumulated depreciation and accumulated impairment loss, if any.

The cost of an item of property, plant and equipment comprises its purchase price, including import duties and other non-refundable taxes or levies and any

directly attributable cost of bringing the asset to its working condition for its intended use including relevant borrowing cost for qualifying assets. Any trade discounts and rebates are deducted in arriving at the purchase price.

When parts of an item of property, plant and equipment have different useful lives, they are accounted for as separate items (major components) of property, plant and equipment.

Subsequent cost are included in the asset's carrying amount or recognized as a separate asset, as appropriate, only when it is probable that the future economic benefits associated with the item will flow to the Group and its cost can be measured reliably. The carrying amount of any component accounted for as a separate asset is derecognised when replaced. All other repairs and maintenance are charged to profit or loss during the reporting period in which they are incurred.

An item of property, plant and equipment is derecognised upon disposal or when no future benefits are expected from its use or disposal. Gains and losses on disposal of an item of property, plant and equipment are determined by comparing the proceeds from disposal with the carrying amount of property, plant and equipment, and are recognised net within other income/expenses in the statement of profit and loss.

Cost of Capital Work in Progress ('CWIP') comprises amount paid towards acquisition of property, plant and equipment outstanding as of each balance sheet date and construction expenditures, other expenditures necessary for the purpose of preparing the CWIP for its intended use and borrowing cost incurred before the qualifying asset is ready for intended use. CWIP is not depreciated until such time as the relevant asset is completed and ready for its intended use.



# NOTES TO THE CONSOLIDATED FINANCIAL STATEMENTS

for the year ended March 31, 2025

(All amounts in INR crores, unless otherwise stated)

## Depreciation methods, estimated useful lives and residual value

Depreciation is calculated using the straight-line method to allocate the cost of the assets, net of their residual values, over their estimated useful lives as follows:

Particulars	Management's Estimated Useful life (in Years)	Useful life as per Schedule II (in Years)
Buildings	30	30
Plant and Machinery	15-35	15
Die and Tools	8	15
Computers	6	3
Furniture and Fixtures	10	10
Motor Vehicles	10	8
Office Equipment	5	5

The useful lives have been determined based on technical evaluation done by the management which in certain class of assets are different from those specified by Schedule II to the Companies Act, 2013, in order to reflect the actual usage of the assets. The residual values are not more than 5% of the original cost of the asset.

The assets' residual values and useful lives are reviewed, and adjusted if appropriate, at the end of each reporting period.

An asset's carrying amount is written down immediately to its recoverable amount if the asset's carrying amount is greater than its estimated recoverable amount.

### 1.4 Inventories

Inventories are stated at the lower of cost and net realisable value.

Cost of raw materials and packing materials comprises cost of purchases. Cost of work-in-progress and finished goods comprises direct material, direct labour and an appropriate proportion of variable and fixed overhead expenditure, the latter being allocated on the basis of normal operating capacity. Cost of inventories also include all other costs incurred in bringing the inventories to their present location and condition and are net of rebates and discounts.

The costs of individual items of inventory are determined on a weighted average cost basis.

Net realisable value represents the estimated selling price in the ordinary course of business less the estimated costs of completion and the estimated costs necessary to make the sale. Raw material and packing material are not written down below the cost

if the finished products in which they will be used are expected to sell at or above the cost.

### 1.5 Borrowings

Borrowings are initially recognised at fair value, net of transaction costs incurred and are subsequently measured at amortised cost. Any difference between the proceeds (net of transaction costs) and the redemption amount is recognised in profit or loss over the period of the borrowings using the effective interest method.

Borrowings are derecognised from the balance sheet when the obligation specified in the contract is discharged, cancelled or expired. The difference between the carrying amount of a financial liability that has been extinguished or transferred to another party and the consideration paid, including any non-cash assets transferred or liabilities assumed, is recognized in profit or loss as other income or other expenses.

Borrowings are classified as current liabilities unless, as at the end of the reporting period, the Group has an unconditional right to defer settlement of the liability for at least 12 months after the reporting period.

### 1.6 Borrowing Costs

General and specific borrowing costs that are directly attributable to the acquisition, construction or production of a qualifying asset are capitalized during the period of time that is required to complete and prepare the asset for its intended use or sale. Qualifying assets are assets that necessarily take a substantial period of time to get ready for its intended

# NOTES TO THE CONSOLIDATED FINANCIAL STATEMENTS

for the year ended March 31, 2025

(All amounts in INR crores, unless otherwise stated)

use or sale. All other borrowing costs are expensed in the period in which they are incurred.

## 1.7 Income tax

The income tax expense or credit for the year is the tax payable on the current year's taxable income based on the applicable income tax rate for each jurisdiction adjusted by changes in deferred tax assets and liabilities attributable to temporary differences and to unused tax losses (if any).

The Group's current income tax charge is calculated on the basis of the tax laws enacted or substantively enacted at the balance sheet date in the countries where the Group operates and generates taxable income. Management periodically evaluates positions taken in tax returns with respect to situations in which applicable tax regulations is subject to interpretation and considers whether it is probable that a taxation authority will accept an uncertain tax treatment. The Group measures its tax balances either based on the most likely amount or the expected value, depending on which method provides a better prediction of the resolution of the uncertainty.

Deferred tax is provided in full, using the liability method, on temporary differences arising between the tax bases of assets and liabilities and their carrying amounts in the consolidated financial statements. Deferred income tax is determined using tax rates (and laws) that have been enacted or substantially enacted by the end of the reporting year and are expected to apply when the related deferred income tax asset is realised or the deferred income tax liability is settled.

Deferred tax assets are recognised for all deductible temporary differences and unused tax losses only if it is probable that future taxable amounts will be available to utilise those temporary differences and losses.

Deferred tax liabilities are not recognised for temporary differences between the carrying amount and tax bases of investments in subsidiaries, where the Group is able to control the timing of the reversal of the temporary differences and it is probable that the differences will not reverse in the foreseeable future.

Deferred tax assets and liabilities are offset when there is a legally enforceable right to offset current tax assets and liabilities and when the deferred tax balances relate to the same taxation authority. Current tax assets and tax liabilities are offset where the entity

has a legally enforceable right to offset and intends either to settle on a net basis, or to realise the asset and settle the liability simultaneously.

Current and deferred tax is recognised in profit or loss, except to the extent that it relates to items recognised in other comprehensive income or directly in equity. In this case, the tax is also recognised in other comprehensive income or directly in equity, respectively.

## 1.8 Trade receivables

Trade receivables are amounts due from customers for goods sold or services performed in the ordinary course of business and reflect the Group's unconditional right to consideration (that is, payment is due only on the passage of time).

Trade receivables are recognised initially at the transaction price as they do not contain significant financing components. The Group holds the trade receivables with the objective of collecting the contractual cash flows and therefore measures them subsequently at amortised cost using the effective interest method, less loss allowance.

For trade receivables and contract assets, the Group applies the simplified approach required by Ind AS 109, which requires expected lifetime losses to be recognised from initial recognition of the receivables.

## 1.9 Trade and Other Payables

These amounts represent liabilities, for goods and services provided to the Group prior to the end of financial year which are unpaid. Trade and other payables are presented as current liabilities unless payment is not due within 12 months after the reporting period. They are initially recognised at their fair value and subsequently measured at amortised cost using the effective interest method.

## 1.10 Provisions

Provisions for claims and service warranties are recognised when the Group has a present legal or constructive obligation as a result of past events, it is probable that an outflow of resources will be required to settle the obligation and the amount can be reliably estimated. Provisions are not recognised for future operating losses.

Where there are a number of similar obligations, the likelihood that an outflow will be required in settlement is determined by considering the class of



# NOTES TO THE CONSOLIDATED FINANCIAL STATEMENTS

for the year ended March 31, 2025

(All amounts in INR crores, unless otherwise stated)

obligations as a whole. A provision is recognized even if the likelihood of an outflow with respect to any one item included in the same class of obligations may be small.

Provisions are measured at the present value of management's best estimate of the expenditure required to settle the present obligation at the end of the reporting period. Provisions are discounted only if the impact of discounting is considered material. The discount rate used to determine the present value is a pre-tax rate that reflects current market assessments of the time value of money and the risks specific to the liability. The increase in the provision due to the passage of time is recognised as interest expense.

## 1.11 Share based payments

Employees of the Group receive remuneration in the form of Share-based Payments in consideration of the services rendered. Under the equity settled share-based payment, the fair value on the grant date of the award given to employees is recognised as 'employee benefit expense' with a corresponding increase in equity over the vesting period. The fair value of the options at the grant date is calculated by an independent valuer basis 'Black Scholes model'.

The total amount to be expensed is determined by reference to the fair value of the options granted:

- (i) including any market performance conditions (for example, the entity's share price)
- (ii) excluding impact of any service and non-market performance vesting conditions
- (iii) including the impact of any non-vesting conditions (e.g the requirement for employees to save or hold shares for a specific period of time)

The total expense is recognised over the vesting period, which is the period over which all of the specified vesting conditions are to be satisfied. At the end of each period, the Group revises its estimates of the number of options that are expected to vest based on the non-market vesting and service conditions. The Group recognises the impact of the revision to original estimates, if any, in profit or loss, with a corresponding adjustment to equity.

When shares are forfeited due to a failure by the employee to satisfy the service conditions, any expenses previously recognised in related to such shares are reversed effective from the date of forfeiture.

## 1.12 Revenue Recognition

The Group manufactures and sells a range of Pumps, Motors and related components.

Revenue from contracts with customers is recognised when control of the goods or services are transferred to the customer at an amount that reflects the consideration to which the Group expects to be entitled in exchange for those goods or services. The Group has concluded that it is the principal in its revenue arrangements, as it typically controls the goods or services before transferring them to the customer.

The Group considers the terms of the contract in determining the transaction price. The transaction price is based upon the amount the Group expects to be entitled to in exchange for transferring of promised goods and services to the customer after deducting discounts, volume rebates etc. The Group collects goods and services tax (GST) on behalf of the government and, therefore, these are not economic benefits flowing to the Group. Hence, they are excluded from revenue. Revenue is only recognised to the extent that it is highly probable that a significant reversal will not occur.

Revenue from sale of goods is recognised at the point in time when control of the product is transferred to the customer, which is generally determined when title, ownership, risk of obsolescence and loss pass to the customer and the Group has the present right to payment, all of which occurs at a point in time upon shipment or delivery of the product or customer acceptance, as per the respective terms agreed with the customer. The Group considers freight activities as costs to fulfil the promise to transfer the related products and the payments by the customers for freight costs are recorded as a component of revenue.

The Group provides installation and maintenance services on its certain products at the time of sale in terms of the contract with customers. These installation and maintenance services are sold together with the sale of product. Each component is treated as a separate performance obligation because the promises to transfer the product and to provide the installation and maintenance services are capable of being distinct. The transaction price is allocated based on stand-alone selling prices, determined using observable prices or estimated using the cost-plus margin method. Revenue from the sale of product is recognized at the point in time when

# NOTES TO THE CONSOLIDATED FINANCIAL STATEMENTS

for the year ended March 31, 2025

(All amounts in INR crores, unless otherwise stated)

control is transferred to the customer. Installation revenue is recognized upon rendering of installation service. Maintenance service revenue is recognized on a straight line basis over the contracted period, reflecting the continuous transfer of service to the customer.

The Group typically provides warranties for general repairs of defects that existed at the time of sale, as required by law. These assurance-type warranties are accounted for under Ind AS 37 Provisions, Contingent Liabilities and Contingent Assets. Refer to the accounting policy on warranty provisions in 1.10 above.

## 2. CRITICAL ESTIMATES AND JUDGEMENTS

The preparation of consolidated financial statements requires the use of accounting estimates which, by definition, will likely differ from the actual results. Management also needs to exercise judgement in applying the Group's accounting policies.

This note provides an overview of the areas that involved a higher degree of judgement or complexity, and of items which are more likely to be materially adjusted due to final outcomes deviating from estimates and assumptions made. Detailed information about each of these estimates and judgements is included below as well as in relevant notes together with information about the basis of calculation for each affected line item in the financial statements.

Estimates and judgements are continually evaluated. They are based on historical experience and other factors, including expectations of future events that might have a financial impact on the Group and that are believed to be reasonable under the circumstances.

The following paragraphs explain areas that are considered more critical, involving a higher degree of judgement and complexity.

### ● **Estimation of useful life of Property Plant & Equipment (Refer note 1.3, 3)**

The charge in respect of periodic depreciation is derived after determining an estimate of an asset's expected useful life and the expected residual value at the end of its life. The useful lives and residual values of the Group's assets are determined by management at the time the asset is acquired and reviewed periodically, including at each financial year end and any change is considered on prospective basis. The lives are based on historical experience with similar

assets as well as anticipation of future events, which may impact their life, such as changes in technology.

### ● **Estimate of expected credit loss (ECL) on trade receivables (Refer note 1.8, 10 and 46)**

The impairment provisions for trade receivables are based on a provision matrix which considers assumptions about risk of default and expected loss rates. The Group uses judgement in making these assumptions and selecting the inputs to the impairment calculation, based on Group's past history, credit risk, existing market conditions as well as forward looking estimates at the end of each reporting period.

### ● **Provision for warranty (Refer note 1.10, 19 and 25)**

The Group gives warranties for its products, undertaking to repair or replace the product that fail to perform satisfactory during the warranty period. Provision made at the year-end represents the amount of expected cost of meeting such obligations of rectification / replacement which is based on the historical warranty claim information as well as recent trends that might suggest that past cost information may differ from future claims. Factors that could impact the estimated claim information include the success of the Group's productivity and quality initiatives. The closing warranty provision is bifurcated into current and non-current based on the past settlement trend.

### ● **Revenue recognition in respect of contracts with multiple performance obligations (Refer note 1.12 and 28)**

The Group's revenue recognition process for contracts with multiple performance obligations requires management to exercise significant judgment in several areas. Management identifies each distinct performance obligation within a contract and allocates the transaction price to each based on their relative standalone selling prices. When standalone selling prices are not directly observable, management estimates them using a combination of market data, expected costs, and profit margins. The assessment of when performance obligations are satisfied, and thus when revenue is recognized, involves further judgment, particularly for services delivered over time. Changes in these estimates and judgments could significantly affect the timing and amount of revenue recognized in the financial statements.



# NOTES TO THE CONSOLIDATED FINANCIAL STATEMENTS

for the year ended March 31, 2025

(All amounts in INR crores, unless otherwise stated)

## 3(a): Property, plant and equipment and capital work-in-progress (CWIP)

Particulars	Other than Research and Development								Research and Development					Total	Capital work-in-progress
	Freehold Land	Buildings	Plant and Machinery	Die and Tools	Computers	Furniture and Fixtures	Motor Vehicles	Office Equipments	Plant and Machinery	Die and Tools	Computers	Furniture and Fixtures	Office Equipments		
<b>Gross Carrying Amount</b>															
<b>As at April 1, 2023</b>	<b>3.63</b>	<b>48.46</b>	<b>93.27</b>	<b>115.15</b>	<b>7.06</b>	<b>6.95</b>	<b>2.58</b>	<b>7.98</b>	<b>0.52</b>	<b>4.11</b>	<b>0.34</b>	<b>0.03</b>	<b>1.17</b>	<b>291.25</b>	<b>1.47</b>
Additions	-	0.53	4.95	10.82	0.59	0.31	1.80	0.62	0.16	0.65	0.12	0.05	0.18	20.78	36.33
Disposals	-	-	0.62	0.02	0.00	0.03	-	0.03	-	-	-	-	-	0.70	-
Capital work-in-progress capitalised	-	-	-	-	-	-	-	-	-	-	-	-	-	-	-
<b>As at March 31, 2024</b>	<b>3.63</b>	<b>48.99</b>	<b>97.60</b>	<b>125.95</b>	<b>7.65</b>	<b>7.23</b>	<b>4.38</b>	<b>8.57</b>	<b>0.68</b>	<b>4.76</b>	<b>0.46</b>	<b>0.08</b>	<b>1.35</b>	<b>311.33</b>	<b>37.80</b>
Additions	0.52	27.47	43.83	15.37	2.76	1.75	0.21	7.32	0.25	1.37	0.15	-	0.12	101.12	51.54
Disposals	2.88	0.87	13.20	12.29	0.45	0.67	0.01	0.42	-	-	-	-	-	30.79	56.62
Capital work-in-progress capitalised	-	-	-	-	-	-	-	-	-	-	-	-	-	-	-
<b>As at March 31, 2025</b>	<b>1.27</b>	<b>75.59</b>	<b>128.23</b>	<b>129.03</b>	<b>9.96</b>	<b>8.31</b>	<b>4.58</b>	<b>15.47</b>	<b>0.93</b>	<b>6.13</b>	<b>0.61</b>	<b>0.08</b>	<b>1.47</b>	<b>381.66</b>	<b>32.72</b>
<b>Accumulated Depreciation</b>															
<b>As at April 1, 2023</b>	<b>-</b>	<b>11.07</b>	<b>48.24</b>	<b>79.86</b>	<b>6.18</b>	<b>5.01</b>	<b>1.04</b>	<b>4.22</b>	<b>0.13</b>	<b>1.45</b>	<b>0.19</b>	<b>0.01</b>	<b>0.29</b>	<b>157.69</b>	<b>-</b>
Depreciation charge for the year	-	1.32	5.65	8.63	0.42	0.43	0.32	0.67	0.04	0.52	0.10	0.01	0.12	18.23	-
Disposals	-	-	0.47	0.01	0.00	0.02	-	0.01	-	-	-	-	-	0.51	-
<b>As at March 31, 2024</b>	<b>-</b>	<b>12.39</b>	<b>53.42</b>	<b>88.48</b>	<b>6.60</b>	<b>5.42</b>	<b>1.36</b>	<b>4.88</b>	<b>0.17</b>	<b>1.97</b>	<b>0.29</b>	<b>0.02</b>	<b>0.41</b>	<b>175.41</b>	<b>-</b>
Depreciation charge for the year	-	1.48	5.81	8.51	0.64	0.46	0.42	0.84	0.05	0.64	0.11	0.01	0.13	19.10	-
Disposals	-	0.13	9.91	12.28	0.44	0.67	-	0.33	-	-	-	-	-	23.76	-



Financial Statements

Consolidated

Corporate Overview

Statutory Reports

# NOTES TO THE CONSOLIDATED FINANCIAL STATEMENTS

for the year ended March 31, 2025

(All amounts in INR crores, unless otherwise stated)

Particulars	Other than Research and Development							Research and Development					Total	Capital work-in-progress
	Freehold Land	Buildings	Plant and Machinery	Die and Tools	Computers	Furniture and Fixtures	Motor Vehicles	Office Equipments	Plant and Machinery	Die and Tools	Computers	Furniture and Fixtures	Office Equipments	
As at March 31, 2025	-	13.74	49.32	84.71	6.80	5.21	1.78	5.39	0.22	2.61	0.40	0.03	0.54	170.75
Net Block														-
As at March 31, 2025	1.27	61.85	78.91	44.32	3.16	3.10	2.80	10.08	0.71	3.52	0.21	0.05	0.93	210.91
As at March 31, 2024	3.63	36.60	44.18	37.47	1.05	1.81	3.02	3.69	0.51	2.79	0.17	0.06	0.94	135.92
														37.80

A. Capital work-in-progress includes assets under construction at various plants and yet to be commissioned.

B. Refer note 17 and 22 for information on property, plant and equipment pledged as security by the Group.

C. Refer note 39(b) for disclosure of contractual commitments for the acquisition of property, plant and equipment.

D. The Group has carried out the exercise of assessment of any indications of impairment to its property, plant and equipment as on the Balance Sheet date. Pursuant to such exercise it is determined that there has been no impairment to its property, plant and equipment during the year.

E. Capital expenditure incurred during the year on research and development is accounted for as an addition to property, plant and equipment.

F. All title deeds of immovable properties are held in the name of the respective Companies in the Group.

G. For capital work in progress, there are no projects that are suspended or whose completion is overdue or has exceeded its cost compared to its original plan.



# NOTES TO THE CONSOLIDATED FINANCIAL STATEMENTS

for the year ended March 31, 2025

(All amounts in INR crores, unless otherwise stated)

## Capital work in progress

### Aging of CWIP:

As at March 31, 2025	Amount in CWIP for a period of				Total
Particulars	Less than 1 year	1 to 2 years	2 to 3 years	More than 3 years	
Projects in progress	32.72	-	-	-	32.72

As at March 31, 2024	Amount in CWIP for a period of				Total
Particulars	Less than 1 year	1 to 2 years	2 to 3 years	More than 3 years	
Projects in progress	36.33	0.97	0.35	0.15	37.80

### 3(b): Right-of-use assets

Particulars	Leasehold land	Total
<b>Gross Carrying Amount</b>		
<b>As at April 1, 2023</b>	<b>8.16</b>	<b>8.16</b>
Additions	0.83	0.83
Disposals	-	-
<b>As at March 31, 2024</b>	<b>8.99</b>	<b>8.99</b>
Additions	2.36	2.36
Disposals	-	-
<b>As at March 31, 2025</b>	<b>11.35</b>	<b>11.35</b>
<b>Accumulated Depreciation</b>		
<b>As at April 1, 2023</b>	<b>0.12</b>	<b>0.12</b>
Depreciation charge for the year	0.27	0.27
Disposals	-	-
<b>As at March 31, 2024</b>	<b>0.39</b>	<b>0.39</b>
Depreciation charge for the year	0.34	0.34
Disposals	-	-
<b>As at March 31, 2025</b>	<b>0.73</b>	<b>0.73</b>
<b>Net block value</b>		
<b>As at March 31, 2025</b>	<b>10.62</b>	<b>10.62</b>
<b>As at March 31, 2024</b>	<b>8.60</b>	<b>8.60</b>

Note:

- The Group's leasing arrangements include leasehold land. Leasehold land mainly pertains to the manufacturing facility at Pithampur which contain extension and termination options. Rental contracts for Leasehold land typically made for fixed periods of 30 to 99 years.

- Critical judgements in determining the lease term

In determining the lease term, management considers all facts and circumstances that create an economic incentive to exercise an extension option, or not exercise a termination option. Extension options (or periods after termination options) are only included in the lease term if the lease is reasonably certain to be extended (or not terminated).

# NOTES TO THE CONSOLIDATED FINANCIAL STATEMENTS

for the year ended March 31, 2025

(All amounts in INR crores, unless otherwise stated)

## 4. Intangible assets and Intangible assets under development

Particulars	Computer Software	Intangible assets under development
<b>Gross carrying amount</b>		
<b>As at April 1, 2023</b>	<b>6.18</b>	<b>0.09</b>
Additions	0.75	0.67
Disposals	-	0.03
Intangible assets under development capitalised	-	-
<b>As at March 31, 2024</b>	<b>6.93</b>	<b>0.73</b>
Additions	1.40	0.92
Disposals	0.78	0.81
Intangible assets under development capitalised	-	0.72
<b>As at March 31, 2025</b>	<b>7.55</b>	<b>0.12</b>
<b>Accumulated amortisation</b>		
<b>As at April 1, 2023</b>	<b>1.69</b>	
Amortisation charge for the year	0.53	
Disposals	-	
<b>As at March 31, 2024</b>	<b>2.22</b>	<b>-</b>
Amortisation charge for the year	0.55	
Disposals	0.35	
<b>As at March 31, 2025</b>	<b>2.42</b>	<b>-</b>
<b>Net block value</b>		
<b>As at March 31, 2025</b>	<b>5.13</b>	<b>0.12</b>
<b>As at March 31, 2024</b>	<b>4.71</b>	<b>0.73</b>

### (a) Aging schedule

As at March 31, 2025	Amount in Intangible assets under development for a period of				Total
Particulars	Less than 1 year	1 to 2 years	2 to 3 years	More than 3 years	
Projects in progress	0.05	0.04	-	0.03	0.12

As at March 31, 2024	Amount in Intangible assets under development for a period of				Total
Particulars	Less than 1 year	1 to 2 years	2 to 3 years	More than 3 years	
Projects in progress	0.67	0.01	0.02	0.03	0.73

## 5. Other non-current financial assets

Particulars	As at March 31, 2025	As at March 31, 2024
Fixed deposit with maturity of more than 12 months	2.50	4.86



# NOTES TO THE CONSOLIDATED FINANCIAL STATEMENTS

for the year ended March 31, 2025

(All amounts in INR crores, unless otherwise stated)

Particulars	As at March 31, 2025	As at March 31, 2024
Security Deposits	6.36	4.15
Others	-	*
<b>Total</b>	<b>8.86</b>	<b>9.01</b>

\*Amount is below the rounding off norm adopted by the Group.

## 6. Deferred tax assets (net)

Particulars	As at March 31, 2025	As at March 31, 2024
<b>Deferred tax liability on:</b>		
Property, plant and equipment and intangible assets	(6.93)	-
Right of-use assets	(2.00)	-
Others	(0.61)	-
<b>Deferred tax assets on:</b>	<b>-</b>	<b>-</b>
Provision for warranty	10.50	-
Provision for gratuity	2.19	-
Provision for compensated absences	0.18	-
Provision for loss allowance on trade receivables	4.70	-
Lease liabilities	0.34	-
Others	5.14	-
<b>Total</b>	<b>13.51</b>	<b>-</b>

Particulars	As at April 1, 2023	Charged / (Credited) *	As at March 31, 2024	Charged / (Credited) *	As at March 31, 2025
Property, plant and equipment and intangible assets	(9.58)	3.15	(6.43)	(1.81)	(8.24)
Right of-use assets	-	(2.17)	(2.17)	(0.50)	(2.67)
Provision for warranty	0.60	5.75	6.35	4.15	10.50
Provision for gratuity	1.60	0.34	1.94	0.30	2.24
Provision for compensated absences	0.10	0.03	0.13	0.05	0.18
Provision for loss allowance on trade receivables	0.27	0.49	0.76	3.94	4.70
Lease liabilities	-	0.48	0.48	0.01	0.49
Others	0.41	(1.57)	(1.16)	6.15	4.99
<b>Total</b>	<b>(6.60)</b>	<b>6.50</b>	<b>(0.10)</b>	<b>12.29</b>	<b>12.19</b>

\* This amount is charged / (credited) into statement of profit and loss and other comprehensive income.



## NOTES TO THE CONSOLIDATED FINANCIAL STATEMENTS

for the year ended March 31, 2025

(All amounts in INR crores, unless otherwise stated)

Particulars	As at March 31, 2025	As at March 31, 2024
Deferred tax asset (net)	13.51	-
Deferred tax liabilities (net)(Refer note 20)	(1.32)	(0.10)
<b>Total</b>	<b>12.19</b>	<b>(0.10)</b>

### Note:

- (a) Deferred tax assets and deferred tax liabilities have been offset wherever the Group has a legally enforceable right to set-off current tax assets against current tax liabilities and where the deferred tax assets and deferred tax liabilities relate to income tax levied by the same taxation authority.

(b)	Unrecognised Deferred Taxes	As at March 31, 2025	As at March 31, 2024
	Cumulative undistributed earnings in respect of certain Group entities for which the Group has not provided deferred tax liability. The Group believes that the reversal of such temporary difference is not probable in the foreseeable future.	118.10	84.96

### 7. Income tax assets (net)

Particulars	As at March 31, 2025	As at March 31, 2024
Income tax assets (net)	0.03	0.27
<b>Total</b>	<b>0.03</b>	<b>0.27</b>

### 8. Other non-current assets

Particulars	As at March 31, 2025	As at March 31, 2024
<b>(Unsecured, considered good)</b>		
Capital advances	23.61	5.78
Prepaid expenses	1.07	-
Balances with government authorities	1.88	1.64
Others	-	0.83
<b>Total</b>	<b>26.56</b>	<b>8.25</b>

### 9. Inventories

Particulars	As at March 31, 2025	As at March 31, 2024
Raw materials (includes stock in transit ₹ 5.61 crores; Previous year: ₹ 11.62 crores)	155.09	107.65
Packing materials	1.36	1.23



# NOTES TO THE CONSOLIDATED FINANCIAL STATEMENTS

for the year ended March 31, 2025

(All amounts in INR crores, unless otherwise stated)

Particulars	As at March 31, 2025	As at March 31, 2024
Work-in-progress	37.20	50.58
Finished goods	148.32	138.14
<b>Total</b>	<b>341.97</b>	<b>297.60</b>

**Notes:**

- Inventories are hypothecated with the bankers against term loans and working capital limits. [Refer note 17 and 22(b)]
- Valued at lower of cost and net realisable value.
- Write-downs of inventories to net realisable value amounted to ₹ Nil (Previous year: ₹ Nil). These were recognised as an expense during the year and included in 'changes in inventories of finished goods and work-in-progress' in the Consolidated Statement of Profit and Loss.
- Provision for slow moving and obsolete inventory amounted to ₹ 1.65 crores (Previous year: ₹ Nil crores), These were recognised as an expense during the year and included in 'Cost of materials consumed' in the Consolidated Statement of Profit and Loss.

**10. Trade receivables**

Particulars	As at March 31, 2025	As at March 31, 2024
Trade receivables from contract with customers	1,067.32	669.80
Trade receivables from contract with customers - related parties (Refer note 44)	0.02	0.06
Less : Loss allowance	(18.66)	(3.02)
<b>Total</b>	<b>1,048.68</b>	<b>666.84</b>

**Break-up of security details**

Particulars	As at March 31, 2025	As at March 31, 2024
Trade receivables (considered good) - unsecured	1,066.27	668.79
Trade receivables (significant increase in credit risk) - unsecured	-	-
Trade receivables (credit impaired) - unsecured	1.07	1.07
Less: Loss allowance	(18.66)	(3.02)
<b>Total</b>	<b>1,048.68</b>	<b>666.84</b>

**Notes:**

- Trade Receivable are hypothecated with the bankers against term loans and working capital limits. [Refer note 17 and 22(b)]
- Loss allowance includes ₹ 17.59 crores (Previous year: ₹ 1.95 crores) made on account of expected credit loss on Trade Receivables.
- Aging of trade receivables

## NOTES TO THE CONSOLIDATED FINANCIAL STATEMENTS

for the year ended March 31, 2025

(All amounts in INR crores, unless otherwise stated)

### As at March 31, 2025

Particulars	Outstanding for following periods from the due date						Total
	Not due	Less than 6 months	6 months - 1 year	1 - 2 years	2 - 3 years	More than 3 years	
<b>Undisputed trade receivables</b>							
considered good	804.74	171.85	61.21	8.61	9.87	9.99	1,066.27
Which have significant increase in credit risk	-	-	-	-	-	-	-
credit impaired	-	-	-	-	-	-	-
<b>Disputed trade receivables</b>							
considered good	-	-	-	-	-	-	-
Which have significant increase in credit risk	-	-	-	-	-	-	-
credit impaired	-	-	-	-	-	1.07	1.07
<b>Gross Carrying Amount</b>	<b>804.74</b>	<b>171.85</b>	<b>61.21</b>	<b>8.61</b>	<b>9.87</b>	<b>11.06</b>	<b>1,067.34</b>

### As at March 31, 2024

Particulars	Outstanding for following periods from the due date						Total
	Not due	Less than 6 months	6 months - 1 year	1 - 2 years	2 - 3 years	More than 3 years	
<b>Undisputed trade receivables</b>							
considered good	506.53	93.72	25.07	30.97	7.71	4.79	668.79
Which have significant increase in credit risk	-	-	-	-	-	-	-
credit impaired	-	-	-	-	-	-	-
<b>Disputed trade receivables</b>							
considered good	-	-	-	-	-	-	-
Which have significant increase in credit risk	-	-	-	-	-	-	-
credit impaired	-	-	-	-	-	1.07	1.07
<b>Gross Carrying Amount</b>	<b>506.53</b>	<b>93.72</b>	<b>25.07</b>	<b>30.97</b>	<b>7.71</b>	<b>5.86</b>	<b>669.86</b>

### 11. Cash and cash equivalents

Particulars	As at March 31, 2025	As at March 31, 2024
Cash in Hand	0.05	0.02
Balance with banks :		
In current accounts	42.41	11.68
Deposits with original maturity of less than 3 months	14.54	178.90
<b>Total</b>	<b>57.00</b>	<b>190.60</b>

There are no repatriation restrictions with regard to cash and cash equivalents as at the end of the reporting period and prior periods.



# NOTES TO THE CONSOLIDATED FINANCIAL STATEMENTS

for the year ended March 31, 2025

(All amounts in INR crores, unless otherwise stated)

## 12. Bank balances other than cash and cash equivalents

Particulars	As at March 31, 2025	As at March 31, 2024
Deposits with original maturity of more than three months	112.25	10.53
Unclaimed dividend account	0.17	0.17
<b>Total</b>	<b>112.42</b>	<b>10.70</b>

### Notes:

The Company can utilise the balance of unclaimed dividend towards settlement of unclaimed dividend.

## 13. Other financial assets

Particulars	As at March 31, 2025	As at March 31, 2024
<b>Unsecured, considered good:</b>		
Security deposits	3.78	7.18
Interest accrued on fixed deposits with bank	8.82	0.86
<b>Total</b>	<b>12.60</b>	<b>8.04</b>

## 14. Other current assets

Particulars	As at March 31, 2025	As at March 31, 2024
<b>Unsecured, considered good:</b>		
Prepaid expenses	9.00	10.54
Advance to suppliers for goods and services	26.77	9.80
Balance with government authorities	56.92	49.37
Other receivables	0.62	1.52
<b>Total</b>	<b>93.31</b>	<b>71.23</b>

## 15. Equity share capital

Particulars	As at March 31, 2025		As at March 31, 2024	
	No. of Shares	Amount	No. of Shares	Amount
<b>Authorised :</b>				
Equity Shares of ₹10/- each	17,50,00,000	175.00	2,50,00,000	25.00
15 % Compulsory Convertible Preference Shares of ₹100/- each	15,00,000	15.00	15,00,000	15.00
<b>Total</b>	<b>17,65,00,000</b>	<b>190.00</b>	<b>2,65,00,000</b>	<b>40.00</b>
<b>Issued and subscribed :</b>				
Equity shares of ₹10/- each	12,03,90,800	120.39	2,02,15,300	20.22
15 % Compulsory Convertible Preference Shares of ₹100/- each	-	-	-	-
<b>Total</b>	<b>12,03,90,800</b>	<b>120.39</b>	<b>2,02,15,300</b>	<b>20.22</b>

# NOTES TO THE CONSOLIDATED FINANCIAL STATEMENTS

for the year ended March 31, 2025

(All amounts in INR crores, unless otherwise stated)

Particulars	As at March 31, 2025		As at March 31, 2024	
	No. of Shares	Amount	No. of Shares	Amount
<b>Paid up capital :</b>				
Equity Shares of ₹10/- each	12,02,10,600	120.21	2,00,35,100	20.03
15 % Compulsory Convertible Preference Shares of ₹100/- each	-	-	-	-
<b>Total</b>	<b>12,02,10,600</b>	<b>120.21</b>	<b>2,00,35,100</b>	<b>20.03</b>

## 15.1 Terms and rights attached to the equity shares:

- (i) The Company has only one class of equity shares having a par value of ₹ 10/- per share.
- (ii) Each holder of equity shares is entitled to one vote per share. The Company declares and pays dividend in Indian rupees. The dividend proposed by the Board of Directors is subject to the approval of the shareholders in the ensuing Annual General Meeting except in case of interim dividend.
- (iii) In the event of liquidation of the Company, the holders of equity shares will be entitled to receive remaining assets of the Company after distribution of all preferential amounts. The distribution will be in proportion to the number of equity shares held by the shareholders.

**15.2** 1,80,200 Shares out of Issued shares are forfeited by the company which has not been reissued.

## 15.3 Reconciliation of number of equity shares

Particulars	As at March 31, 2025		As at March 31, 2024	
	No. of Shares	Amount	No. of Shares	Amount
Balance as at the beginning of the year	2,00,35,100	20.03	1,83,80,156	18.38
Add: Additional equity shares issued during the year	10,01,75,500	100.18	16,54,944	1.65
<b>Balance as at the end of the year</b>	<b>12,02,10,600</b>	<b>120.21</b>	<b>2,00,35,100</b>	<b>20.03</b>

## 15.4 The details of shareholders holding more than 5% Shares :

Name of the Shareholder	As at March 31, 2025		As at March 31, 2024	
	No. of Shares	% holding	No. of Shares	% holding
Shakti Sons Trust	2,26,18,600	18.82%	37,68,100	18.81%
Shakti Brothers Trust	93,77,200	7.80%	15,62,200	7.80%
Shakti Future Trust	90,05,000	7.49%	15,00,000	7.49%

## 15.5. Shareholding of Promoters

### (a) Shares held by promoters as at March 31, 2025

Name of the Promoter	No. of shares held	% of total shares	% Change during the year
Shakti Sons Trust	2,26,18,600	18.82%	500%
Shakti Brothers Trust	93,77,200	7.80%	500%





# NOTES TO THE CONSOLIDATED FINANCIAL STATEMENTS

for the year ended March 31, 2025

(All amounts in INR crores, unless otherwise stated)

Name of the Promoter	No. of shares held	% of total shares	% Change during the year
Shakti Future Trust	90,05,000	7.49%	500%
Shakti Irrigation India Limited	55,92,000	4.65%	500%
Vintex Tools and Machineries Private Limited (formerly known as Vintex Tools Private Limited)	48,47,400	4.03%	502%
Mrs. Geeta Patidar	36,64,800	3.05%	500%
Mrs. Aishwarya Patidar	23,12,400	1.92%	500%
Mrs. Indira Patidar	20,04,000	1.67%	500%
Mrs. Pallavi Patidar	20,50,800	1.71%	500%
Mrs. Seema Patidar	5,64,996	0.47%	501%
<b>Total</b>	<b>6,20,37,196</b>	<b>51.61%</b>	
Total no. of shares issued, subscribed and paid up	12,02,10,600		

**(b) Shares held by promoters as at March 31, 2024**

Name of the Promoter	No. of shares held	% of total shares	% Change during the year
Shakti Sons Trust	37,68,100	18.81%	100%
Shakti Brothers Trust	15,62,200	7.80%	100%
Shakti Future Trust	15,00,000	7.49%	100%
Shakti Irrigation India Limited	9,32,000	4.65%	-
Vintex Tools and Machineries Private Limited (formerly known as Vintex Tools Private Limited)	8,05,000	4.02%	2%
Mrs. Geeta Patidar	6,10,800	3.05%	-
Mrs. Aishwarya Patidar	3,85,400	1.92%	-
Mrs. Indira Patidar	3,34,000	1.67%	-
Mrs. Pallavi Patidar	3,41,800	1.71%	-
Mrs. Seema Patidar	94,000	0.47%	-
<b>Total</b>	<b>1,03,33,300</b>	<b>51.59%</b>	
Total no. of shares issued, subscribed and paid up	2,00,35,100		

**15.6** The Company is a public limited Company and does not have a holding Company**15.7** On March 22, 2024, the Treasury Committee of the Board of Directors of the Company has approved an allotment of 16,54,944 equity shares having face value of Rs 10 each at a premium of ₹ 1198.50 per equity share aggregating to ₹ 200 crores to eligible Qualified Institutional Buyers.**15.8** The bonus issue in the ratio of 5:1 i.e. 5 (five) bonus equity shares of ₹ 10 each for every 1 (one) fully paid-up equity share held was approved by the shareholders of the Company on November 09, 2024. Subsequently, on November 26, 2024, the Company allotted 100,175,500 equity shares to the shareholders who held equity shares as on the record date of November 25, 2024. Consequently, ₹ 100.18 crores (representing par value of ₹ 10 per share) was transferred from securities premium to the share capital.

# NOTES TO THE CONSOLIDATED FINANCIAL STATEMENTS

for the year ended March 31, 2025

(All amounts in INR crores, unless otherwise stated)

**15.9** There were no shares bought back nor allotted under any contract without receiving payment in cash during the five years immediately preceding the year ended March 31, 2025.

## 15.10 Shares reserved for issue under options

The Company has reserved equity shares for issue under Employee Stock Option Scheme, Refer note 42 Share Based Payments for details of Employee Stock Option Scheme.

## 16. Other Equity

Particulars	As at March 31, 2025	As at March 31, 2024
<b>Reserves and Surplus</b>		
Securities premium (Refer note i below)	186.14	286.32
General reserve (Refer note ii below)	96.37	96.37
Retained earnings (Refer note iii below)	750.86	350.68
Capital reserve (Refer note iv below)	0.50	0.50
Share based payment reserve (Refer note v below)	2.82	-
<b>Other Reserves</b>		
Foreign currency translation reserve (Refer note vi below)	4.27	1.79
<b>Total</b>	<b>1,040.96</b>	<b>735.66</b>

### (i) Securities premium

Particulars	As at March 31, 2025	As at March 31, 2024
Opening balance	286.32	87.97
Add: Premium on issue of shares	-	198.35
Less: Utilised on issue of bonus shares	(100.18)	-
<b>Closing balance</b>	<b>186.14</b>	<b>286.32</b>

### (ii) General reserve

Particulars	As at March 31, 2025	As at March 31, 2024
Opening balance	96.37	96.37
<b>Closing balance</b>	<b>96.37</b>	<b>96.37</b>

### (iii) Retained earnings

Particulars	As at March 31, 2025	As at March 31, 2024
Opening balance	350.68	213.25
Profit for the year	408.37	141.73
Other comprehensive income	(0.18)	(0.62)
Dividend paid	(8.01)	(3.68)
<b>Closing balance</b>	<b>750.86</b>	<b>350.68</b>



# NOTES TO THE CONSOLIDATED FINANCIAL STATEMENTS

for the year ended March 31, 2025

(All amounts in INR crores, unless otherwise stated)

## (iv) Capital reserve

Particulars	As at March 31, 2025	As at March 31, 2024
Opening balance	0.50	0.50
<b>Closing balance</b>	<b>0.50</b>	<b>0.50</b>

## (v) Share based payment reserve

Particulars	As at March 31, 2025	As at March 31, 2024
Opening balance	-	-
Recognition of share based payment expense	2.82	-
<b>Closing balance</b>	<b>2.82</b>	<b>-</b>

## (vi) Foreign currency translation reserve

Particulars	As at March 31, 2025	As at March 31, 2024
Opening balance	1.79	1.56
Other comprehensive income	2.48	0.23
<b>Closing balance</b>	<b>4.27</b>	<b>1.79</b>

Brief descriptions of items of Other Equity are given below:

### Securities premium:

Securities premium is used to record the premium on issue of shares. The reserve is to be utilised in accordance with the provisions of the Companies Act, 2013.

### General reserve:

The Group has created this reserve by appropriation of certain amount out of the profit in earlier years. The accumulated amount in this reserve is a free reserve.

### Retained earnings:

Amount of retained earnings represents accumulated profit and losses of the Group as on reporting date. Such profits and losses are after adjustment of payment of dividend, transfer to any reserves as statutorily required, actuarial gain/ loss arising out of remeasurement of defined benefit plans. The accumulated amount in this reserve is available for distribution of dividends.

### Capital reserve:

The Group has created capital reserve pursuant to past mergers and acquisitions.

### Share based payment reserve:

The share based payment reserve is used to recognise the grant date fair value of options issued to employees under Shakti Pumps (India) Limited Employee Stock Option Plan 2024, Shakti EV Mobility Private Limited Employee Stock Option Plan 2024 and Shakti Energy Solutions Limited Employee Stock Option Plan 2024.

### Foreign currency translation reserve:

Exchange differences arising on translation of the foreign operations are recognised in other comprehensive income as described in accounting policy and accumulated in a separate reserve within equity. The cumulative amount is reclassified to profit or loss when the net investment is disposed of.

# NOTES TO THE CONSOLIDATED FINANCIAL STATEMENTS

for the year ended March 31, 2025

(All amounts in INR crores, unless otherwise stated)

## 17. Non-current borrowings

Particulars	As at March 31, 2025	As at March 31, 2024
<b>Secured:</b>		
<b>Term loans:</b>		
Term loan from bank	40.58	-
Foreign currency loans from bank	-	2.43
Less: Current maturities of long term borrowings	(5.29)	(2.43)
<b>Total</b>	<b>35.29</b>	<b>-</b>

### (a) Loan facilities of the subsidiary company Shakti EV Mobility Private Limited:

Term loan of ₹ 40.58 crores (March 31, 2024-: Nil) from bank carries interest of 8.6% p.a. and is secured by way of (i) First pari passu charge on both present and/or future, movable and immoveable property, plant and equipment of the subsidiary company, (ii) Second pari passu charge on both present and/or future, current assets including inventories and receivables of the subsidiary company and (iii) Corporate Guarantee given by the Holding Company.

### (b) Loan facilities of the Holding company Shakti Pumps (India) Limited:

Foreign currency loan from banks of ₹ Nil (March 31, 2024-: Rs 2.43 crores) carries interest in the range of 9.5% p.a. to 11.10% p.a. and is secured by way of (i) First pari passu charge on both present and/or future, movable and immoveable property, plant and equipment of the Holding Company, (ii) Second pari passu charge on both present and/or future, current assets including inventories and receivables of the Holding Company.

(c) Amount payable during next 12 months, disclosed under the head "Current borrowings" (Refer note 22)

(d) Maturity Profile of the above loan as below :

Particulars	As at March 31, 2025	As at March 31, 2024
Within one year	5.29	2.43
Two to five years	30.92	-
More than five years	4.37	-
<b>Total</b>	<b>40.58</b>	<b>2.43</b>

## 18. Lease liabilities

Particulars	As at March 31, 2025	As at March 31, 2024
Lease liabilities (non-current)	1.66	1.64
Lease liabilities (current)	0.29	0.27
<b>Total</b>	<b>1.95</b>	<b>1.91</b>

### (a) Lease liabilities movement

Particulars	As at March 31, 2025	As at March 31, 2024
<b>Opening balance</b>	1.91	1.68
Add: Addition during the year	2.36	0.83
Add: Other non cash adjustment	0.01	-



# NOTES TO THE CONSOLIDATED FINANCIAL STATEMENTS

for the year ended March 31, 2025

(All amounts in INR crores, unless otherwise stated)

Particulars	As at March 31, 2025	As at March 31, 2024
Add: Interest on lease liabilities	0.11	0.05
Less: Lease rent paid	(2.44)	(0.65)
<b>Total</b>	<b>1.95</b>	<b>1.91</b>

**(b) Maturity analysis of lease liabilities**

Particulars	As at March 31, 2025	As at March 31, 2024
Not later than one year	0.18	0.18
Later than one year but not later than five years	0.73	0.72
Later than five years	7.03	7.22
<b>Total</b>	<b>7.94</b>	<b>8.12</b>

**(c) Amount recognised in statement of profit and loss in respect of leases**

Particulars	Year ended March 31, 2025	Year ended March 31, 2024
a) Interest expense (included in finance costs)	0.11	0.05
b) Expense relating to short-term leases (included in other expenses)	3.92	2.42
c) Expense relating to leases of low-value assets that are not shown above as short-term leases (included in other expenses)	-	-
d) Expense relating to variable lease payments not included in lease liabilities (included in other expenses)	-	-
e) Depreciation on right-of-use-assets	0.34	0.27

**19. Non-current provisions**

Particulars	As at March 31, 2025	As at March 31, 2024
<b>Provision for employee benefits :</b>		
Provision for gratuity (Refer note 41)	8.67	7.56
Provision for compensated absences (Refer note 41)	-	0.49
Provision for warranty (Refer note 25)	2.78	-
<b>Total</b>	<b>11.45</b>	<b>8.05</b>

**20. Deferred tax liabilities (net)**

Particulars	As at March 31, 2025	As at March 31, 2024
<b>Deferred tax liability on:</b>		
Property, plant and equipment and intangible assets	1.31	6.43
Right of-use assets	0.68	2.17
Others	-	1.31
<b>Deferred tax assets on:</b>		<b>-</b>
Provision for warranty	-	(6.35)
Provision for gratuity	(0.04)	(1.94)



## NOTES TO THE CONSOLIDATED FINANCIAL STATEMENTS

for the year ended March 31, 2025

(All amounts in INR crores, unless otherwise stated)

Particulars	As at March 31, 2025	As at March 31, 2024
Provision for compensated absences	(0.01)	(0.13)
Provision for loss allowance on trade receivables	-	(0.76)
Lease liabilities	(0.15)	(0.48)
Others	(0.47)	(0.15)
<b>Total</b>	<b>1.32</b>	<b>0.10</b>

**Note:**

Deferred tax assets and deferred tax liabilities have been offset wherever the Group has a legally enforceable right to set-off current tax assets against current tax liabilities and where the deferred tax assets and deferred tax liabilities relate to income tax levied by the same taxation authority. Refer note 6.

### 21. Other non-current liabilities

Particulars	As at March 31, 2025	As at March 31, 2024
Contract liability - operation and maintenance obligations	29.13	-
<b>Total</b>	<b>29.13</b>	<b>-</b>

### 22. Current borrowings

Particulars	As at March 31, 2025	As at March 31, 2024
<b>Secured:</b>		
Working capital loans from banks	81.77	80.48
Current maturities of long term borrowings (Refer note 17)	5.29	2.43
<b>Unsecured:</b>		
Supplier's credit	45.41	-
<b>Total</b>	<b>132.47</b>	<b>82.91</b>

(a) Interest rate of the above loans are in the range between 5.62% p.a. to 9.85% p.a.

(b) These facilities are secured by way of :

- (i) First pari passu charge on both present and/or future, current assets including inventories and receivables.
- (ii) Second pari passu charge on both present and/or future, movable and immoveable property, plant and equipment.

(c) Borrowings are subsequently measured at amortised cost and therefore accrued interest is included in the carrying amount of the respective borrowing.

(d) The facilities have terms of repayment ranging between 3-6 months. Certain WCDL facilities are repayable on demand.

(e) Working capital loans from banks includes loans denominated in foreign currency aggregating to ₹ 14.21 crores (March 31, 2024: ₹ nil).



# NOTES TO THE CONSOLIDATED FINANCIAL STATEMENTS

for the year ended March 31, 2025

(All amounts in INR crores, unless otherwise stated)

## (f) Net debt reconciliation

The section sets out an analysis of net debt and movements in net debt for each of the periods presented.

Particulars	As at March 31, 2025	As at March 31, 2024
Cash and cash equivalents	57.00	190.60
Borrowings	(167.76)	(82.91)
Lease liabilities	(1.95)	(1.91)
<b>Net debt</b>	<b>(112.71)</b>	<b>105.78</b>

Particulars	Cash and cash equivalents	Borrowings	Lease Liabilities	Total
<b>Net debt as at April 1, 2023</b>	<b>11.04</b>	<b>(73.40)</b>	<b>(1.68)</b>	<b>(64.04)</b>
Cash flows	179.56	(9.51)	-	170.05
New leases	-	-	(0.83)	(0.83)
Interest expense	-	(13.84)	(0.05)	(13.89)
Interest paid	-	13.84	-	13.84
Payment of lease liabilities	-	-	0.65	0.65
<b>Net Debt as at March 31, 2024</b>	<b>190.60</b>	<b>(82.91)</b>	<b>(1.91)</b>	<b>105.78</b>

Particulars	Cash and cash equivalents	Borrowings	Lease Liabilities	Total
<b>Net debt as at April 1, 2024</b>	<b>190.60</b>	<b>(82.91)</b>	<b>(1.91)</b>	<b>105.78</b>
Cash flows	(133.59)	(84.85)	-	(218.45)
New leases	-	-	(2.36)	(2.36)
Other non cash adjustment	-	-	(0.01)	(0.01)
Interest expense	-	(30.53)	(0.11)	(30.64)
Interest paid	-	30.53	-	30.53
Payment of lease liabilities	-	-	2.44	2.44
<b>Net Debt as at March 31, 2025</b>	<b>57.01</b>	<b>(167.76)</b>	<b>(1.95)</b>	<b>(112.70)</b>

## 23. Trade payables

Particulars	As at March 31, 2025	As at March 31, 2024
<b>(i) Total outstanding dues to Micro and Small Enterprises (MSME)</b>		
-Related parties (Refer note 44)	-	-
-Other than above	39.22	54.81
	39.22	54.81
<b>(ii) Total outstanding dues of other than Micro and Small Enterprises</b>		
-Acceptances	22.17	94.99
-Related parties (Refer note 44)	20.97	22.99

## NOTES TO THE CONSOLIDATED FINANCIAL STATEMENTS

for the year ended March 31, 2025

(All amounts in INR crores, unless otherwise stated)

Particulars	As at March 31, 2025	As at March 31, 2024
-Other than above	381.62	316.30
	424.76	434.28
<b>Total</b>	<b>463.98</b>	<b>489.09</b>

### (a) Amounts due to Micro and Small Enterprises

Information related to Micro and Small Enterprises, as per the Micro, Small and Medium Enterprises Development Act, 2006 (MSME Development Act), are given below. The information given below has been determined to the extent such enterprises have been identified on the basis of information available with the Company:

Particulars	As at March 31, 2025	As at March 31, 2024
a. Principal amount due to suppliers registered under the MSMED Act and remaining unpaid as at year end	39.22	54.81
b. Interest due to suppliers registered under the MSMED Act and remaining unpaid as at year end	-	-
c. Principal amounts paid to suppliers registered under the MSMED Act, beyond the appointed day during the year	293.60	-
d. Interest paid, under Section 16 of MSMED Act, to suppliers registered under the MSMED Act, beyond the appointed day during the year	-	-
e. Interest paid, other than under Section 16 of MSMED Act, to suppliers registered under the MSMED Act, beyond the appointed day during the year	-	-
f. Amount of interest due and payable for the period of delay in making payment (which has been paid but beyond the appointed day during the year) but without adding the interest specified under the MSMED Act	3.45	-
g. Interest accrued and remaining unpaid at the end of the accounting year	3.45	-
h. Amount of further interest remaining due and payable even in the succeeding years, until such date when the interest dues above are actually paid to the small enterprise, for the purpose of disallowance of a deductible expenditure under section 23 of the MSMED Act	-	-

### (b) Aging of trade payables:

As at March 31, 2025	Unbilled	Not due	Outstanding for the following periods from the due date				Total
			Less than 1 Year	1-2 years	2-3 Years	More than 3 Years	
<b>Disputed trade payables:</b>							
MSME	-	-	-	-	-	-	-
Others	-	-	-	-	-	-	-
<b>Undisputed trade payables:</b>							
MSME	-	27.23	11.89	0.09	0.01	-	39.22



# NOTES TO THE CONSOLIDATED FINANCIAL STATEMENTS

for the year ended March 31, 2025

(All amounts in INR crores, unless otherwise stated)

As at March 31, 2025	Unbilled	Not due	Outstanding for the following periods from the due date				Total
			Less than 1 Year	1-2 years	2-3 Years	More than 3 Years	
Others	52.81	217.24	147.07	4.11	1.87	1.66	424.76
<b>Total</b>	<b>52.81</b>	<b>244.47</b>	<b>158.96</b>	<b>4.20</b>	<b>1.88</b>	<b>1.66</b>	<b>463.98</b>

As at March 31, 2024	Unbilled	Not due	Outstanding for the following periods from the due date				Total
			Less than 1 Year	1-2 years	2-3 Years	More than 3 Years	
<b>Disputed trade payables:</b>							
MSME	-	-	-	-	-	-	-
Others	-	-	-	-	-	-	-
<b>Undisputed trade payables:</b>							
MSME	-	50.83	3.96	0.02	-	-	54.81
Others	34.38	192.89	203.39	1.96	1.27	0.39	434.28
<b>Total</b>	<b>34.38</b>	<b>243.72</b>	<b>207.35</b>	<b>1.98</b>	<b>1.27</b>	<b>0.39</b>	<b>489.09</b>

## 24. Other current financial liabilities

Particulars	As at March 31, 2025	As at March 31, 2024
Unclaimed dividend *	0.17	0.17
Security deposits	1.30	1.14
Employee benefits payable	7.55	5.71
Creditors for capital goods	7.84	5.25
Interest payable to micro and small enterprises (Refer note 23)	3.45	-
Other payables	4.01	28.27
<b>Total</b>	<b>24.32</b>	<b>40.54</b>

\*Investor Education and Protection Fund will be credited, as and when due.

## 25. Current provisions

Particulars	As at March 31, 2025	As at March 31, 2024
<b>Provision for employee benefits :</b>		
Provision for gratuity (Refer note 41)	0.29	0.18
Provision for compensated absences (Refer note 41)	0.73	0.03
Provision for warranty (Refer notes below)	38.94	-
<b>Total</b>	<b>39.96</b>	<b>0.21</b>

# NOTES TO THE CONSOLIDATED FINANCIAL STATEMENTS

for the year ended March 31, 2025

(All amounts in INR crores, unless otherwise stated)

- (a) The warranty expenditure is expected to be incurred over the warranty life of the product as contracted.
- (b) The provision for warranty claims represents the present value of Group's best estimate of the future outflow of economic benefits that will be required under the Group's obligations for warranties under sale of goods legislations. The estimation has been made on the basis of estimated future outflows and may vary as a result of new materials, alternative manufacturing processes or other events affecting the product quality.

## 26. Current tax liabilities (net)

Particulars	As at March 31, 2025	As at March 31, 2024
Opening balance	6.07	(12.59)
Add: Current tax payable for the year	159.76	54.67
Add: Interest on shortfall of advance tax	3.08	-
Less: Taxes paid	(135.50)	(36.01)
<b>Total</b>	<b>33.40</b>	<b>6.07</b>
Current year tax payable classified to current tax liabilities	33.43	6.34
Net tax asset pertaining to previous years	0.03	0.27
Closing balances [ Payable/ (receivable)]	33.40	6.07

## 27. Other current liabilities

Particulars	As at March 31, 2025	As at March 31, 2024
Advance from customers	19.21	61.31
Contract liability - operation and maintenance obligations	8.00	-
Liability towards corporate social responsibility (Refer note 40)	1.04	-
Statutory dues payable	7.80	4.15
Other payables	3.92	-
<b>Total</b>	<b>39.97</b>	<b>65.46</b>

## 28. Revenue from operations

Particulars	Year ended March 31, 2025	Year ended March 31, 2024
<b>Revenue from contract with customers</b>	<b>2,479.11</b>	<b>1,342.75</b>
<b>Other operating revenue</b>		
Export benefits	5.30	2.57
Scrap sales	31.83	25.42
<b>Total Other operating revenue</b>	<b>37.13</b>	<b>27.99</b>
<b>Total</b>	<b>2,516.24</b>	<b>1,370.74</b>

Refer note 49 for other disclosures required by Ind AS 115





# NOTES TO THE CONSOLIDATED FINANCIAL STATEMENTS

for the year ended March 31, 2025

(All amounts in INR crores, unless otherwise stated)

## 29. Other income

Particulars	Year ended March 31, 2025	Year ended March 31, 2024
Interest income on bank deposits	14.43	1.35
Net foreign exchange gain	1.10	1.22
Miscellaneous income	1.56	0.90
<b>Total</b>	<b>17.09</b>	<b>3.57</b>

## 30. Cost of material consumed

Particulars	Year ended March 31, 2025	Year ended March 31, 2024
Raw and packing materials at the beginning of the year	108.88	83.39
Add: Purchases	1,611.31	1,009.94
	<b>1,720.19</b>	<b>1,093.33</b>
Less: Raw and packing materials at the end of the year	156.45	108.88
<b>Total</b>	<b>1,563.74</b>	<b>984.45</b>

## 31. Changes in inventories of finished goods and work-in-progress

Particulars	Year ended March 31, 2025	Year ended March 31, 2024
<b>Closing balance</b>		
Finished goods	148.32	138.14
Work-in-progress	37.20	50.58
<b>Total</b>	<b>185.52</b>	<b>188.72</b>
<b>Opening balance</b>		
Finished goods	138.14	84.57
Work-in-progress	50.58	39.35
<b>Total</b>	<b>188.72</b>	<b>123.92</b>
<b>Total changes in inventories of finished goods and work-in-progress</b>	<b>3.20</b>	<b>(64.80)</b>

## 32. Employee benefits expense

Particulars	Year ended March 31, 2025	Year ended March 31, 2024
Salaries, wages and bonus	92.03	72.93
Contribution to provident and other funds (Refer note 41)	1.66	1.38
Gratuity (Refer note 41)	1.54	1.27
Employee share-based payment expense (Refer note 42)	2.82	-
Staff welfare expenses	2.94	2.41
<b>Total</b>	<b>100.99</b>	<b>77.99</b>

## NOTES TO THE CONSOLIDATED FINANCIAL STATEMENTS

for the year ended March 31, 2025

(All amounts in INR crores, unless otherwise stated)

### 33. Finance costs

Particulars	Year ended March 31, 2025	Year ended March 31, 2024
Interest to bank	30.53	13.84
Interest on shortfall of advance tax	3.08	-
Interest to others	0.25	0.14
Interest on delay in payment to micro and small enterprises	3.45	-
Interest on lease liabilities	0.11	0.05
Other borrowing costs	6.83	5.45
<b>Total</b>	<b>44.25</b>	<b>19.48</b>

### 34. Depreciation and amortisation expense

Particulars	Year ended March 31, 2025	Year ended March 31, 2024
Depreciation on property, plant and equipment	19.10	18.23
Amortisation of intangible assets	0.55	0.53
Depreciation of right-of-use asset	0.34	0.27
<b>Total</b>	<b>19.99</b>	<b>19.03</b>

### 35. Other expenses

Particulars	Year ended March 31, 2025	Year ended March 31, 2024
Power and fuel	3.83	2.93
Job work expenses	1.92	0.84
Clearing and forwarding charges	0.52	1.12
Freight charges	49.05	19.91
Travel and conveyance	14.06	11.51
Advertising expenses	10.40	6.82
ECGC premium	3.74	0.64
Selling and distribution expenses	0.78	1.27
Warranty expenses	22.84	32.52
Installation expenses	83.93	42.26
Legal, professional and consultancy charges	11.53	5.80
Directors sitting fees	0.34	0.12
Commission to Directors	0.25	-
Rent	3.92	2.42
Insurance	1.94	2.30
Payments to auditors (Refer note 35.1 below)	0.47	0.21



# NOTES TO THE CONSOLIDATED FINANCIAL STATEMENTS

for the year ended March 31, 2025

(All amounts in INR crores, unless otherwise stated)

Particulars	Year ended March 31, 2025	Year ended March 31, 2024
Corporate social responsibility expenditure (Refer note 40)	2.06	1.31
Rates and taxes	2.49	1.15
Repair & Maintenance		
-Plant and machinery	1.85	0.95
-Building	0.14	0.14
-Others	2.82	1.73
Provision for loss allowance on trade receivables	15.64	1.95
Loss on sale of property, plant and equipment	0.45	0.01
Communication expenses	2.56	5.04
Miscellaneous expenses	7.83	5.31
<b>Total</b>	<b>245.36</b>	<b>148.26</b>

## 35.1 Payment To auditors :

Particulars	Year ended March 31, 2025	Year ended March 31, 2024
<b>As auditor:</b>		
Statutory audit fee	0.34	0.16
Fees for limited reviews	0.08	-
<b>In other capacities:</b>		
Other audit services /certificates	0.04	0.05
Reimbursement of expenses	0.01	-
<b>Total</b>	<b>0.47</b>	<b>0.21</b>

## 36. Earnings per share

Particulars	Year ended March 31, 2025	Year ended March 31, 2024
<b>Profit for the year as per Statement of Profit and Loss</b>	<b>408.37</b>	<b>141.73</b>
Weighted average number of shares for basic earning per share	12,02,10,600	11,05,52,238
Dilutive impact of Employee Stock Options Plan	6,902	-
Weighted average numbers of equity shares for diluted earning per share	<b>12,02,17,502</b>	<b>11,05,52,238</b>
Face Value of Share (In Rupees)	10.00	10.00
<b>Basic Earning Per Share (In Rupees)</b>	<b>33.97</b>	<b>12.82</b>
<b>Diluted Earning Per Share (In Rupees)</b>	<b>33.97</b>	<b>12.82</b>

## NOTES TO THE CONSOLIDATED FINANCIAL STATEMENTS

for the year ended March 31, 2025

(All amounts in INR crores, unless otherwise stated)

**36.1** Earnings per share for the prior year has been proportionately adjusted for the bonus issue in the ratio of 5:1 i.e. 5(five) bonus equity shares ₹ 10 each for every 1(one) fully paid-up equity share held.

**36.2** Stock options granted to the employees under Shakti Pumps (India) Limited Employee Stock Option Plan 2024 are considered to be potential equity shares. They have been included in the determination of diluted earnings per share to the extent to which they are dilutive.

### 37. Proposed Dividend

A final dividend of Re.1 per equity share is recommended by the Board of Directors at their meeting held on May 9, 2025 which is subject to approval of the shareholders at the ensuing Annual General Meeting, and if approved will be payable within the statutory time limit of 30 Days.

### 38. Research and development

Nature of expenditure	Year ended March 31, 2025	Year ended March 31, 2024
Capital expenditure	1.89	1.16
Revenue expenditure	5.36	3.50
<b>Total expenditure incurred</b>	<b>7.25</b>	<b>4.66</b>
Less: Income earned by R&D	-	-
<b>Net expenditure incurred</b>	<b>7.25</b>	<b>4.66</b>

This includes expenditure incurred by the Company on in-house research and development in respect of eligible facilities at Pithampur (Plot No. 401, Sector-III), approved by the Department of Scientific and Industrial Research, Ministry of Science and Technology.

### 39. a. Contingent liabilities

Particulars	As at March 31, 2025	As at March 31, 2024
Income tax matters	7.98	7.74
Indirect tax matters	9.69	5.89
<b>Total</b>	<b>17.67</b>	<b>13.63</b>

#### Notes:

- It is not practicable for the Group to estimate the timings of cash outflows, if any, in respect of the above pending resolution of the respective proceedings.
- The Group does not expect any reimbursements in respect of the above contingent liabilities.

### b. Capital commitments

Particulars	As at March 31, 2025	As at March 31, 2024
Estimated Amount of Contracts remaining to be executed on Capital Account (net of payments)	7.17	5.23



# NOTES TO THE CONSOLIDATED FINANCIAL STATEMENTS

for the year ended March 31, 2025

(All amounts in INR crores, unless otherwise stated)

## 40. Corporate Social Responsibility (CSR)

The Group is covered under Section 135 of the Companies Act, 2013. The following is disclosed with regard to CSR activities:

Particulars		Year ended March 31, 2025	Year ended March 31, 2024
1	Gross amount required to be spent by the Group during the year	2.06	1.28
2	<b>Amount approved by the Board to be spent during the year:</b>		
	(a) Ongoing	1.04	-
	(b) Other than ongoing	1.02	1.28
	<b>Total</b>	<b>2.06</b>	<b>1.28</b>
3	<b>Amount spent during the year on:</b>		
	(a) Construction/acquisition of any asset	-	-
	(b) On purposes other than (a) above	1.02	1.31
	<b>Total</b>	<b>1.02</b>	<b>1.31</b>
4	(Excess)/ Shortfall at the end of the year	1.04	(0.03)
5	Total of previous years shortfall	-	-
6	Reason for shortfall	The amount has been transferred to unspent CSR account as the project is yet to commence.	
			N.A.
7	<b>Nature of CSR activities-</b>		
	(a) Shakti Foundation	-	0.40
	(b) Expenditure for National Apprenticeship Promotion Scheme	0.75	0.88
	(c) Expenditure for Rural Development	0.27	0.03
	<b>Total</b>	<b>1.02</b>	<b>1.31</b>
8	Details of related party transactions, e.g., contribution to a trust controlled by the company in relation to CSR expenditure as per relevant Accounting Standard		
	(a) Shakti Foundation	-	0.40
9	<b>Disclosures under section 135(5) and 135(6)</b>		
	<b>A In respect of Section 135(5) [Other than ongoing project]</b>		
	(a) Opening Balance	-	-
	(b) Amount required to be spent	1.02	1.28
	(c) Amount spent during the year	1.02	1.31
	(d) Amount transferred to in Specified Fund under Schedule VII within 6 months from the end of the financial year	-	-
	<b>Shortfall / (Excess) [carried forward]</b>	<b>-</b>	<b>(0.03)</b>



# NOTES TO THE CONSOLIDATED FINANCIAL STATEMENTS

for the year ended March 31, 2025

(All amounts in INR crores, unless otherwise stated)

Particulars		Year ended March 31, 2025	Year ended March 31, 2024
<b>B</b>	<b>In respect of Section 135(6) [Ongoing Project]</b>		
(a)	Opening Balance	-	-
	- In Separate CSR unspent account	-	-
(b)	Amount required to be spent during the year	1.04	-
(c)	Amount spent during the year	-	-
	- From Company's Bank Account	-	-
	- From Separate CSR unspent account	-	-
(d)	Amount transferred to Separate CSR unspent account under Section 135(6) within 30 days from end of financial year	1.04	-
(e)	Excess Spent during the year [carried forward]	-	-
(f)	Closing Balance [carried forward]		
	- In Separate CSR unspent account	1.04	-

## 41. Employee benefit obligations

### 41.1 Defined Contribution Plan :

The Group has certain defined contribution plans. Contributions are made to provident fund and employee state insurance commission (ESIC) in India for employees at the specified percentage of salary as per regulations. The contributions are made to registered provident fund, ESIC fund and national pension fund scheme administered by the government. The obligation of the Group are limited to the amount contributed and it has no further contractual nor any constructive obligation. The expense recognised in the Statement of Profit and Loss during the year towards employer's contribution to the fund is as below:

Particulars	Year ended March 31, 2025	Year ended March 31, 2025
Employers Contribution to Provident Fund/ Pension Fund	1.64	1.37
Employers Contribution to ESIC	0.02	0.01
<b>Total</b>	<b>1.66</b>	<b>1.38</b>

### 41.2 Compensated absences

The leave obligations cover the Group's liability for earned leave which are classified as other long-term benefits. The entire amount of the provision of ₹ 0.73 crores is presented as current, since the Group does not have an unconditional right to defer settlement for any of these obligations. However, based on past experience, the Group does not expect all employees to avail the full amount of accrued leave or require payment for such leave within the next 12 months. Leave obligations as at March 31, 2025 not expected to be settled within the next 12 months is ₹ 0.68 crores.

### 41.3 Gratuity

In accordance with applicable Indian laws, the Group provides for gratuity, a defined benefit retirement plan (Gratuity Scheme) covering certain categories of employees. The Gratuity Scheme provides a lump sum payment to vested employees, at retirement or termination of employment, an amount based on the respective employee's last drawn salary and the years of



# NOTES TO THE CONSOLIDATED FINANCIAL STATEMENTS

for the year ended March 31, 2025

(All amounts in INR crores, unless otherwise stated)

employment with the Group. The Group provides the gratuity benefit through annual contributions to the fund managed by the Life Insurance Corporation of India (LIC), under this plan the settlement obligation remains with the Group. The Group funds the liability based on estimations of expected gratuity valuation provided by the Actuary.

**(i) The amounts recognized in the balance sheet are as follows :**

Particulars	As at March 31, 2025	As at March 31, 2024
Present value of obligation at the end of year	9.18	7.83
Fair value of plan assets at the end of year	0.22	0.09
<b>Net liability recognized in the Balance Sheet</b>	<b>8.96</b>	<b>7.74</b>
Non current (Refer note 19)	8.67	7.56
Current (Refer note 25)	0.29	0.18

**(ii) Movement in net defined benefit obligation:**

Particulars	Present value of obligation	Fair value of plan assets	Net amount
<b>Opening Balance as at April 1, 2024</b>	<b>7.83</b>	<b>0.09</b>	<b>7.74</b>
Current service cost	0.98	-	0.98
Interest expense/(income)	0.56	-	0.56
<b>Total amount recognised in the statement of profit or loss</b>	<b>1.54</b>	<b>-</b>	<b>1.54</b>
Effect of experience adjustments on plan assets	-	(0.01)	(0.01)
(Gain)/loss from experience changes	(0.01)	-	(0.01)
(Gain)/loss from change in demographic assumptions	-	-	-
(Gain)/loss from change in financial assumptions	0.26	-	0.26
<b>Total amount recognised in other comprehensive income</b>	<b>0.25</b>	<b>(0.01)</b>	<b>0.24</b>
Employer contributions	-	0.56	(0.56)
Benefits paid	(0.44)	0.44	-
<b>Closing Balance as at March 31, 2025</b>	<b>9.18</b>	<b>0.22</b>	<b>8.96</b>

Particulars	Present value of obligation	Fair value of plan assets	Net amount
<b>Opening Balance as at April 1, 2023</b>	<b>6.47</b>	<b>0.12</b>	<b>6.35</b>
Current service cost	0.79	-	0.79
Interest expense/(income)	0.48	-	0.48
<b>Total amount recognised in the statement of profit or loss</b>	<b>1.27</b>	<b>-</b>	<b>1.27</b>
Effect of experience adjustments on plan assets	-	(0.01)	(0.01)
(Gain)/loss from experience changes	(0.45)	*	(0.45)
(Gain)/loss from change in demographic assumptions	-	-	-
(Gain)/loss from change in financial assumptions	<b>1.27</b>	<b>-</b>	<b>1.27</b>
<b>Total amount recognised in other comprehensive income</b>	<b>0.82</b>	<b>(0.01)</b>	<b>0.81</b>

## NOTES TO THE CONSOLIDATED FINANCIAL STATEMENTS

for the year ended March 31, 2025

(All amounts in INR crores, unless otherwise stated)

Particulars	Present value of obligation	Fair value of plan assets	Net amount
Employer contributions	-	0.69	(0.69)
Benefits paid	(0.73)	0.73	-
<b>Closing Balance as at March 31, 2024</b>	<b>7.83</b>	<b>0.09</b>	<b>7.74</b>

\*Amount is below the rounding off norm adopted by the Group.

### (iii) Actuarial assumptions:

Particulars	As at March 31, 2025	As at March 31, 2024
Discount Rate	6.93%	7.09% to 7.36%
Salary growth rate	7.00%	7.00%
Expected rate of return on plan assets	7.44%	7.44%
Retirement age	60 years	60 years
Employee turnover :		
18-30 Years	3.00%	3.00%
30-45 Years	2.00%	2.00%
Above 45 Years	1.00%	1.00%

The estimates of future salary increase, considered in actuarial valuation, take into account inflation, seniority, promotions and other relevant factors such as supply and demand in the employment market. The Group evaluates these assumptions annually based on its long-term plans of growth and industry standards. The discount rate is based on prevailing market yields on government securities as at balance sheet date for the estimated term of the obligations.

### (iv) The sensitivity of the defined benefit obligation to changes in the weighted principal assumptions is:

Principal assumption		Year	Changes in assumption	Impact on defined benefit obligation	
				Increase in assumption	Decrease in assumption
(i)	Discount Rate	March 31, 2025	100 Basis Points	(1.20)	1.46
		March 31, 2024	100 Basis Points	(1.05)	1.26
(ii)	Salary Growth Rate	March 31, 2025	100 Basis Points	1.45	(1.21)
		March 31, 2024	100 Basis Points	1.25	(1.06)

The above sensitivity analysis is based on a change in an assumption while holding all other assumptions constant. In practice, this is unlikely to occur, and changes in some of the assumptions may be correlated. When calculating the sensitivity of the defined benefit obligation to significant actuarial assumptions the same method (present value of the defined benefit obligation calculated with the projected unit credit method) has been applied as when calculating the defined benefit liability recognized in the balance sheet.

The methods and types of assumptions used in preparing the sensitivity analysis did not change compared to the prior period.



# NOTES TO THE CONSOLIDATED FINANCIAL STATEMENTS

for the year ended March 31, 2025

(All amounts in INR crores, unless otherwise stated)

(v) The weighted average duration of defined benefit obligation is 17.16 years to 20.99 years (Previous year: 16.91 years to 21.22 years). The expected maturity analysis of undiscounted gratuity benefits is as under:

Expected Cash Flow	March 31, 2025	March 31, 2024
Less than a year	0.30	0.18
Between 1 to 2 years	0.29	0.27
Between 2 to 5 years	1.44	1.12
Over 5 years	14.42	4.18
<b>Total</b>	<b>16.45</b>	<b>5.75</b>

(vi) The major categories of plan assets are as follows:

Particulars	As at March 31, 2025	As at March 31, 2024
Funds managed by insurer	100%	100%

(vii) Risk exposure:

Through its defined benefit plans the Group is exposed to a number of risks, the most significant of which are detailed below:

**(i) Interest Rate Risk:** While calculating the defined benefit obligation a discount rate based on government bonds yields of matching tenure is used to arrive at the present value of future obligations. If the bond yield falls, the defined benefit obligation will tend to increase and plan assets will decrease.

**(ii) Salary Risk:** Higher than expected increases in salary will increase the defined benefit obligation.

**(iii) Demographic Risk:** This is the risk of variability of results due to unsystematic nature of decrements that include mortality, withdrawal, disability and retirement. The effect of these decrements on the defined benefit obligations is not straight forward and depends on the combination of salary increase, discount rate and vesting criteria. It is important not to overstate withdrawals because in the financial analysis the retirement benefit of a short career employee typically costs less per year as compared to a long service employee.

## 42. Shared-based payments

### (a) Employee option plan

The establishment of the Shakti Pumps (India) Limited Employee Stock Option Plan 2024 was approved by the shareholders at the annual general meeting held in the financial year 2024-25, Shakti EV Mobility Private Limited Employee Stock Option Plan 2024 was approved by the shareholders at the extra ordinary general meeting held in the financial year 2023-24 and Shakti Energy Solutions Limited Employee Stock Option Plan 2024 was approved by the shareholders at the extra ordinary general meeting held in the financial year 2024-25. The Employee Stock Option Plan is designed to provide an incentive for senior employees to deliver long-term shareholder returns. Under the plan, participants are granted options which vest upon completion of specified years of service from the grant date. Participation in the plan is at the respective Board's discretion and no individual has a contractual right to participate in the plan or to receive any guaranteed benefits.

## NOTES TO THE CONSOLIDATED FINANCIAL STATEMENTS

for the year ended March 31, 2025

(All amounts in INR crores, unless otherwise stated)

Once vested, the options remain exercisable for a period of three months from end of the vesting period.

Options are granted under the plan for no consideration and carry no dividend or voting rights. When exercisable, each option is convertible into one equity share. The exercise price of the options is fixed at ₹ 83 per share for Shakti Pumps (India) Limited, ₹ 10 per share for Shakti EV Mobility Private Limited and Rs 14.58 per share for Shakti Energy Solutions Limited.

Set out below is a summary of options granted under the plan:

### Shakti Pumps (India) Limited Employee Stock Option Plan 2024

Particulars	Exercise price per share option (₹)	Number of options
Opening balance	-	-
Granted during the year	83.00	84,000
Exercised during the year	-	-
Forfeited during the year	-	-
<b>Closing balance</b>	<b>83.00</b>	<b>84,000</b>
Vested and exercisable	-	-

No options expired during the year.

Share options outstanding at the end of the year have the following expiry date and exercise prices:

Grant Date	Expiry date	Exercise price (₹)	Share options March 31, 2025
February 27, 2025	March 31, 2028	83.00	84,000
Weighted average remaining contractual life of options outstanding at the end of the year.			<b>3.00</b>

### Shakti EV Mobility Private Limited Employee Stock Option Plan 2024

Particulars	Exercise price per share option (Rs)	Number of options
Opening balance	-	-
Granted during the year	10.00	3,00,000
Exercised during the year	-	-
Forfeited during the year	-	(1,00,000)
<b>Closing balance</b>	<b>10.00</b>	<b>2,00,000</b>
Vested and exercisable	-	-

No options expired during the year.

Share options outstanding at the end of the year have the following expiry date and exercise prices:

Grant Date	Expiry date	Exercise price (₹)	Share options March 31, 2025
April 01, 2024	April 1, 2028	10.00	2,00,000
Weighted average remaining contractual life of options outstanding at the end of the year.			<b>3.00</b>





# NOTES TO THE CONSOLIDATED FINANCIAL STATEMENTS

for the year ended March 31, 2025

(All amounts in INR crores, unless otherwise stated)

## Shakti Energy Solutions Limited Employee Stock Option Plan 2024

Particulars	Exercise price per share option (₹)	Number of options
Opening balance	-	-
Granted during the year	14.58	1,37,174
Exercised during the year	-	-
Forfeited during the year	-	-
<b>Closing balance</b>	<b>14.58</b>	<b>1,37,174</b>
Vested and exercisable	-	-

No options expired during the year.

Share options outstanding at the end of the year have the following expiry date and exercise prices:

Grant Date	Expiry date	Exercise price (₹)	Share options March 31, 2025
April 25, 2024	April 1, 2028	14.58	1,37,174
Weighted average remaining contractual life of options outstanding at the end of the year.			<b>3.00</b>

### Fair value of option granted:

The equivalent fair value per option in ₹ for the year ended March 31, 2025 is as per the table below. The fair value at grant date is independently determined using the Black-Scholes Model which takes into account the exercise price, the term of the option, the share price/ fair value at grant date and expected price volatility of the underlying share, the expected dividend yield and the risk-free interest rate for the term of the option.

The model inputs for options granted during the year ended March 31, 2025 included:

Sr No.	Particulars	Shakti Pumps (India) Limited	Shakti EV Mobility Private Limited	Shakti Energy Solutions Limited
(a)	Vesting period	3 years 1 month	4 years	3 years 11 months
(b)	Exercise period	Three months after vesting	Three months after vesting	Three months after vesting
(c)	Exercise price	83.00	10.00	14.58
(d)	Grant date	February 27, 2025	April 01, 2024	April 25, 2024
(e)	Expiry date	March 31, 2028	April 1, 2028	April 1, 2028
(f)	Share price at grant date:	880.20	14.54	808.75
(g)	Expected price volatility of the company's shares	45.72%	40.10%	56.58%
(h)	Risk-free interest rate	6.69%	7.18%	7.34%
	<b>Fair value of option</b>			
	At grant date	813.3	8.03	797.94

### (b) Expense arising from share-based payment transactions

Particulars	Year ended March 31, 2025
Employee share based payment expense	2.82

# NOTES TO THE CONSOLIDATED FINANCIAL STATEMENTS

for the year ended March 31, 2025

(All amounts in INR crores, unless otherwise stated)

## 43. Income tax expenses

The major components of tax expense are as below:

Particulars	Year ended March 31, 2025	Year ended March 31, 2024
<b>Statement of Profit and Loss</b>		
<b>Current income tax charge</b>		
Current income tax		
- Current tax on profit for the year	155.67	53.97
- Adjustments for current tax of prior years	4.09	0.71
<b>Total current tax expense</b>	<b>159.76</b>	<b>54.67</b>
<b>Deferred tax</b>		
(Increase)/ Decrease in deferred tax assets	(13.51)	-
Increase/ (Decrease) in deferred tax liabilities	1.18	(6.50)
<b>Total deferred tax expense / (credit) to the Statement of profit and loss</b>	<b>(12.33)</b>	<b>(6.50)</b>
<b>Tax expense reported in the Statement of Profit and Loss</b>	<b>147.43</b>	<b>48.17</b>

Other comprehensive income (OCI)	Year ended March 31, 2025	Year ended March 31, 2024
Tax related to items recognised in OCI during the year	0.06	0.20
<b>Tax expense in OCI</b>	<b>0.06</b>	<b>0.20</b>

### Reconciliation of tax expense and accounting profit multiplied by India's domestic tax rate :

Particulars	Year ended March 31, 2025	Year ended March 31, 2024
Profit before tax	555.80	189.90
Tax at the statutory income tax rate of 25.17%	139.88	47.79
Adjustment of current tax of prior years	4.09	0.71
Others	3.46	(0.33)
<b>Tax expense reported in the statement of profit or loss</b>	<b>147.43</b>	<b>48.17</b>

## 44. Related party disclosure as required by Ind AS 24 is as below :

### (i) Name of the related parties and nature of relationship

#### (a) Enterprise over which key management personnel are able to exercise significant influence:

- (i) Shakti Irrigation India Limited
- (ii) Vintex Tools and Machineries Private Limited (Formerly known as Vintex Tools Private Limited)
- (iii) Arsh Industrial Solution Private Limited
- (iv) Shakti Irrigation Private Limited
- (v) Shakti Construction and Developers Private Limited (Formerly known as Gajraj Enterprises Private Limited)
- (vi) Shakti Finance Private Limited (Formerly known as M.L Securities and Finance Private Limited)
- (vii) Shakti Foundation



# NOTES TO THE CONSOLIDATED FINANCIAL STATEMENTS

for the year ended March 31, 2025

(All amounts in INR crores, unless otherwise stated)

**(b) Key Management Personnel (KMP):**

- (i) Mr. Dinesh Patidar - Chairman and Whole time director
- (ii) Mr. Sunil Patidar - Whole time director
- (iii) Mr. Ramesh Patidar - Managing director
- (iv) Mr. Ashwin Bhootda - Whole time director (w.e.f July 20, 2024)
- (v) Mr. Keyur Thaker - Independent, Non-Executive Director
- (vi) Mrs. Vandana Bhagvatula - Independent, Non-Executive Director (w.e.f March 20, 2025)
- (vii) Mr. Hirabhai Patel - Independent, Non-Executive Director (w.e.f July 20, 2024)
- (viii) Mr. Bhim Singh - Independent, Non-Executive Director (w.e.f July 20, 2024)
- (ix) Mr. Ramakrishna Sataluri - Non independent, Non-Executive Director (w.e.f October 7, 2024)
- (x) Mr. Navin Patwa - Independent, Non-Executive Director (up to July 20, 2024)
- (xi) Mrs. Nishtha Neema - Independent, Non-Executive Director (up to March 26, 2025)
- (xii) Mr. V.S.S Pavan Kumar Hari - Independent, Non-Executive Director (w.e.f July 20, 2024)
- (xiii) Mr. Dinesh Patel - Chief financial officer
- (xiv) Mr. Ravi Patidar - Company secretary and Compliance officer
- (xv) Mrs. Indira Patidar - (Relative of KMP)

**(ii) Transactions with related parties during the year :**

S. No	Name of party	Nature of transaction	As at March 31, 2025	As at March 31, 2024
1	Shakti Irrigation India Limited	Purchase of components & drip irrigation pipes	25.44	16.64
		Sale of pumps & motors & other materials	0.36	0.13
		Sale of assets	*	-
2	Vintex Tools and Machineries Private Limited	Purchase of dies & other material	1.10	0.05
		Purchase of assets	9.97	11.90
		Sale of asset	*	*
		Sale of spare parts	0.41	0.22
3	Arsh Industrial Solution Private Limited	Purchase of nuts & bolts	20.19	16.72
		Purchase of asset	-	*
		Sale of asset	*	0.11
		Sale of spare parts	0.23	0.45
4	Shakti Irrigation Private Limited	Purchase of pipes	56.75	28.73
		Purchase of asset	0.04	*
		Sale of pumps, motors & other material	2.05	0.16
		Rental income	-	0.10
		Sale of asset	-	*

## NOTES TO THE CONSOLIDATED FINANCIAL STATEMENTS

for the year ended March 31, 2025

(All amounts in INR crores, unless otherwise stated)

S. No	Name of party	Nature of transaction	As at March 31, 2025	As at March 31, 2024
5	Shakti Construction & Developers Private Limited	Purchase of construction and other services	14.77	24.88
		Sale of asset	3.63	0.02
		Sale of pumps, motors and other materials	0.03	0.09
6	Shakti Finance Private Limited	Loans taken	84.49	-
		Loans repaid	85.45	-
		Interest expense	1.11	-
7	Shakti Foundation	CSR contribution	-	0.40

### (ii) Transactions with related parties during the year (continued):

S. No	Name of party	Nature of transaction	Year ended March 31, 2025	Year ended March 31, 2024
8	Mr. Dinesh Patidar	Remuneration #	9.00	9.00
9	Mr. Sunil Patidar	Remuneration #	0.12	0.12
10	Mr. Ramesh Patidar	Remuneration #	0.75	0.89
11	Mr. Ashwin Bhootda	Remuneration #	0.28	-
12	Mr. Dinesh Patel	Remuneration #	0.45	0.29
13	Mr. Ravi Patidar	Remuneration #	0.20	0.16
14	Mr. Keyur Thaker	Sitting fees	0.05	0.04
		Commission to Directors	0.07	-
15	Mr. Hirabhai Patel	Sitting fees	0.06	-
		Commission to Directors	0.06	-
16	Mr. Bhim Singh	Sitting fees	0.06	-
		Commission to Directors	0.06	-
17	Mr. Navin Patwa	Sitting fees	0.02	0.04
18	Mrs. Nishtha Neema	Sitting fees	0.05	0.04
19	Mr. V.S.S Pavan Kumar Hari	Sitting fees	0.06	-
		Commission to Directors	0.06	-
20	Mr. Ramakrishna Sataluri	Sitting fees	0.04	-
21	Mr. Indira Patidar	Remuneration #	1.20	1.20
		Purchase of asset	-	0.02

\*Amount is below the rounding off norm adopted by the Company

#The above remuneration does not include provision for leave encashment and gratuity as it is provided in the books on the basis of actuarial valuation for the Company as a whole and hence amount pertaining to the KMPs is not separately quantifiable.



# NOTES TO THE CONSOLIDATED FINANCIAL STATEMENTS

for the year ended March 31, 2025

(All amounts in INR crores, unless otherwise stated)

## (iii) Outstanding balances from sale / rendering of services and purchase of goods / receipt of services:

S. No	Name of party	Nature of transaction	As at March 31, 2025	As at March 31, 2024
1	Trade receivables	Shakti Irrigation India Limited	-	0.06
		Vintex Tools and Machineries Private Limited	*	-
		Shakti Irrigation Private Limited	*	*
		Shakti Construction & Developers Private Limited	0.02	-
Total			0.02	0.06
2	Trade payables	Shakti Irrigation India Limited	10.10	6.94
		Vintex Tools and Machineries Private Limited	1.66	5.11
		Arsh Industrial Solution Private Limited	2.16	4.33
		Shakti Irrigation Private Limited	3.64	3.40
		Shakti Construction & Developers Private Limited	3.41	3.21
Total			20.97	22.99
3	Advance from customers	Shakti Irrigation India Limited	0.50	-
Total			0.50	-

\* Amount is below the rounding off norm adopted by the Company.

## 45. Fair value measurements

The Group does not hold any financial instruments which are to be measured at fair value through profit and loss or at fair value through other comprehensive income.

Financial instruments measured at amortised cost are as below:

Particulars	Carrying amount	
	As at March 31, 2025	As at March 31, 2024
<b>Financial assets</b>		
Cash and cash equivalents	57.00	190.60
Bank balances other than above	112.42	10.70
Other financial assets	21.46	17.05
Trade receivables	1,048.68	666.84
<b>Total</b>	<b>1,239.56</b>	<b>885.19</b>
<b>Financial liabilities</b>		
Trade payables	463.98	489.09
Borrowings	167.76	82.91
Other financial liabilities	24.32	40.54
<b>Total</b>	<b>656.06</b>	<b>612.54</b>



# NOTES TO THE CONSOLIDATED FINANCIAL STATEMENTS

for the year ended March 31, 2025

(All amounts in INR crores, unless otherwise stated)

The fair value of Cash and cash equivalents, other bank balances, trade receivables, trade payables, current borrowings and other current financial assets and liabilities approximate their carrying amount largely due to the short-term maturities of these instruments and hence not disclosed separately.

The fair value of other non-current financial assets approximates its carrying amount.

The fair value of the Group's non-current borrowings has been determined based on discounted cash flow models using the current market interest rates available to the Group. Since the effective interest rate (EIR) is equal to the contractual interest rate, and there have been no significant changes in the credit risk of the Group since the inception of the borrowings, the carrying amount of the non-current borrowings approximates their fair value.

Accordingly, the carrying value and fair value of the non-current borrowings as at the reporting date are the same.

## Fair value hierarchy

This section explains the judgements and estimates made in determining the fair value of the financial instruments. The fair value of financial instruments as referred to in note above have been classified into three categories depending on the inputs used in the valuation technique. The hierarchy gives the highest priority to quoted prices in active market for identical assets or liabilities (level 1 measurements) and lowest priority to unobservable inputs (level 3 measurements).

(a) recognised and measured at fair value and

(b) measured at amortised cost and for which fair values are disclosed in the financial statements

The categories used are as follows :

Level 1 : Level 1 hierarchy includes financial instruments measured using quoted prices.

Level 2 : The fair value of financial instruments that are not traded in an active market (for example, over-the counter derivatives) is determined using valuation techniques which maximise the use of observable market data and rely as little as possible on entity-specific estimates. Considering that all significant inputs required to fair value such instruments are observable, these are included in level 2.

Level 3 : If one or more of the significant inputs is not based on observable market data, the instrument is included in level 3.

For all financial instruments referred above that have been measured at amortised cost, their carrying values are reasonable approximations of their fair values. These are classified as level 3 financial instruments.

There were no transfers between Level 1, Level 2 and Level 3 during the year.

## Disclosures of fair value measurement hierarchy for financial assets and liabilities:

Particulars	As at March 31, 2025			
	Carrying Amount	Fair value hierarchy		
		Level 1	Level 2	Level 3
<b>Financial assets</b>				
Cash and cash equivalents	57.00	-	-	57.00
Bank balances other than above	112.42	-	-	112.42
Other financial assets	21.46	-	-	21.46
Trade receivables	1,048.68	-	-	1,048.68
<b>Financial liabilities</b>				
Trade payables	463.98	-	-	463.98
Borrowings	167.76	-	-	167.76
Other financial liabilities	24.32	-	-	24.32



# NOTES TO THE CONSOLIDATED FINANCIAL STATEMENTS

for the year ended March 31, 2025

(All amounts in INR crores, unless otherwise stated)

Particulars	As at March 31, 2024			
	Carrying Amount	Fair value hierarchy		
		Level 1	Level 2	Level 3
<b>Financial assets</b>				
Cash and cash equivalents	190.60	-	-	190.60
Bank balances other than above	10.70	-	-	10.70
Other financial assets	17.05	-	-	17.05
Trade receivables	666.84	-	-	666.84
<b>Financial liabilities</b>				
Trade payables	489.09	-	-	489.09
Borrowings	82.91	-	-	82.91
Other financial liabilities	40.54	-	-	40.54

## 46. Financial risk management

The Group's activities exposes it to market risk, liquidity risk and credit risk. This note explains the sources of risk which the Group is exposed to and how the Group manages the risk.

### 1. Credit risk :

The Group is exposed to credit risk from its operating activities (primarily trade receivables) and deposits with banks and other financial instruments. For banks and other financial institutions, only high rated banks/ financial institutions are accepted. The balances with banks, security deposits are subject to low credit risk and the risk of default is negligible or nil. Hence, no provision has been created for expected credit loss for credit risk arising from these financial assets. The Group considers the probability of default upon initial recognition of asset and whether there has been a significant increase in the credit risk on an ongoing basis throughout each reporting period. To assess whether there is a significant increase in credit risk the company compares the risk of a default occurring on the asset as at the reporting date with the risk of default as at the date of initial recognition. It considers available reasonable and supportive forward-looking information, for e.g., external credit rating (to the extent available), actual or expected significant adverse changes in business, financial or economic conditions that are expected to cause a significant change to Counterparty's ability to meet its obligations.

#### Trade receivables

Credit risk arises from the possibility that customer will not be able to settle their obligations as and when agreed. To manage this, the Group analyses the credit limits and credit worthiness of the customers on an ongoing basis, taking into account the financial condition, current economic trends, analysis of historical bad debts, ageing of accounts receivable and forward looking information. Individual credit limits are set/updated accordingly.

The Group uses the Expected Credit Loss (ECL) model to assess the impairment loss on trade receivables. As per ECL simplified approach, the Group uses a provision matrix to compute the expected credit loss allowance for trade receivables. The provision matrix takes into account a continuing credit evaluation of Group's customers' financial condition; ageing of trade receivable; the value and adequacy of collateral received from the customers (if any); the Group's historical loss experience; and adjustment based on forward looking information. The Group defines default as an event when there is no reasonable expectation of recovery. The branch supplies goods to the Government of Uganda, which is a sovereign party. The receivables from the Government of Uganda are not considered for calculation under the expected credit loss calculation.

## NOTES TO THE CONSOLIDATED FINANCIAL STATEMENTS

for the year ended March 31, 2025

(All amounts in INR crores, unless otherwise stated)

The provision matrix at the end of the reporting period is as follows:

As at March 31, 2025	Outstanding for following periods from the due date of payment						Total
	Not due	0-6 months	6-12 months	1 to 2 years	2 to 3 years	More than 3 years	
Trade receivables (excluding receivable on which provision is made on specific identification basis)	804.74	171.85	61.21	8.61	9.87	9.99	1,066.27
Loss allowance	0.50	0.17	0.46	0.31	6.16	9.99	17.59
Loss allowance % (Government)	0.05%	0.25%	0.75%	4.81%	62.37%	100.00%	
Loss allowance % (Others)	0.25%	1.00%	2.00%	10.00%	50.00%	100.00%	
Net trade receivables	804.24	171.68	60.75	8.30	3.71	-	1,048.68

As at March 31, 2024	Outstanding for following periods from the due date of payment						Total
	Not due	0-6 months	6-12 months	1 to 2 years	2 to 3 years	More than 3 years	
Trade receivables (excluding receivable on which provision is made on specific identification basis)	506.53	93.72	25.07	30.97	7.71	4.79	668.79
Loss allowance	-	-	-	-	-	1.95	1.95
Loss allowance % (Government)	-	-	-	-	-	-	
Loss allowance % (Others)	-	-	-	-	-	33.33%	
Net trade receivables	506.53	93.72	25.07	30.97	7.71	2.84	666.84

A summary of movement in allowances for expected credit losses from the beginning to end of the year is provided as under:

Particulars	Amount
<b>Loss Allowance as on March 31, 2023</b>	<b>1.07</b>
Recognised in Profit & Loss during the year	1.95
<b>Loss Allowance as on March 31, 2024</b>	<b>3.02</b>
Recognised in Profit & Loss during the year	15.64
<b>Loss Allowance as on March 31, 2025</b>	<b>18.66</b>

Of the trade receivables balance as at March 31, 2025, ₹ 761.26 crores (March 31, 2024: ₹ 443.81 crores) is due from 3 (March 31, 2024: 3) customers being the Group's largest customers. There are no other customers who represent more than 10% of the total balance of trade receivables.



# NOTES TO THE CONSOLIDATED FINANCIAL STATEMENTS

for the year ended March 31, 2025

(All amounts in INR crores, unless otherwise stated)

## 2. Liquidity risk :

Liquidity risk refers to the risk that the Group will not be able to meet its financial obligations as they become due. The objective of liquidity risk management is to maintain sufficient liquidity and ensure that funds are available for use as per requirements. The Group manages liquidity risk by maintaining adequate reserves, banking facilities and reserve borrowing facilities, by continuously monitoring forecast and actual cash flows, and by matching the maturity profiles of financial assets and liabilities.

The Group had access to the following undrawn borrowing facilities at the end of the reporting period:

	As at March 31, 2025	As at March 31, 2024
Expiring within one year (bank overdraft and other facilities)	339.77	137.84

### Maturities of financial liabilities

The tables below analyse the Group's financial liabilities into relevant maturity group based on their contractual maturities. The amounts disclosed are the contractual undiscounted cash flows. Balances due within 12 months equal their carrying balances because the impact of discounting is not significant.

March 31, 2025	Less than six months	6-12 Months	Between 1-2 years	Between 2-5 years	Over 5 years	Total
Trade payables	463.98	-	-	-	-	<b>463.98</b>
Borrowings	129.83	2.64	7.73	23.19	4.37	<b>167.76</b>
Lease liabilities	0.09	0.09	0.18	0.55	7.03	<b>7.94</b>
Other financial liabilities	24.32	-	-	-	-	<b>24.32</b>
<b>Total</b>	<b>618.22</b>	<b>2.73</b>	<b>7.91</b>	<b>23.74</b>	<b>11.40</b>	<b>664.00</b>

March 31, 2024	Less than six months	6-12 Months	Between 1-2 years	Between 2-5 years	Over 5 years	Total
Trade payables	489.09	-	-	-	-	<b>489.09</b>
Borrowings	82.91	-	-	-	-	<b>82.91</b>
Lease liabilities	0.09	0.09	0.18	0.54	7.22	<b>8.12</b>
Other financial liabilities	40.54	-	-	-	-	<b>40.54</b>
<b>Total</b>	<b>612.63</b>	<b>0.09</b>	<b>0.18</b>	<b>0.54</b>	<b>7.22</b>	<b>620.66</b>

## 3. Market Risk

Market risk is the risk that the fair value or future cash flows of a financial instrument will fluctuate because of changes in market prices. Such changes in the values of financial instruments may result from changes in the foreign currency exchange rates, interest rates, credit, liquidity and other market changes. The Group's exposure to market risk is primarily on account of foreign currency exchange rate risk.

### a) Foreign currency exchange rate risk :

The fluctuation in foreign currency exchange rates may have potential impact on the statement of profit or loss and other comprehensive income and equity, where any transaction references more than one currency or where assets / liabilities are denominated in a currency other than the functional currency of the Group. Considering the countries and economic environment in which the Group operates, its operations are subject to risks arising from fluctuations in exchange rates in those countries. The risks primarily relate to fluctuations in US Dollar and Euro against

## NOTES TO THE CONSOLIDATED FINANCIAL STATEMENTS

for the year ended March 31, 2025

(All amounts in INR crores, unless otherwise stated)

the respective functional currencies of the Group. The Group, as per its risk management policy, evaluates the impact of foreign exchange rate fluctuations by assessing its exposure to exchange rate risks and uses derivative instruments primarily to hedge foreign exchange (if required).

### Foreign Currency Exposures :

Particulars	Foreign Currency	As at March 31, 2025		As at March 31, 2024	
		Foreign currency in crores	Amount in ₹	Foreign currency in crores	Amount in ₹
I. Trade receivables:	USD	0.61	51.89	-	-
	EUR	0.00	0.02	0.02	1.68
<b>Total</b>		<b>0.61</b>	<b>51.91</b>	<b>0.02</b>	<b>1.68</b>
II. Borrowings:	USD	0.17	14.21	0.03	2.43
<b>Total</b>		<b>0.17</b>	<b>14.21</b>	<b>0.03</b>	<b>2.43</b>
III. Trade payables :	USD	0.20	17.43	0.24	19.76
	EUR	0.03	2.83	0.06	5.07
	AED	0.01	0.13	-	-
	JPY	0.57	0.33	-	-
<b>Total</b>		<b>0.81</b>	<b>20.72</b>	<b>0.30</b>	<b>24.83</b>
IV. Advance to vendors:	USD	0.05	4.28	-	-
	EUR	0.00	0.04	-	-
	JPY	0.40	0.23	-	-
<b>Total</b>		<b>0.45</b>	<b>4.55</b>	<b>-</b>	<b>-</b>
V. Advance from customers:	USD	0.00	0.70	0.50	41.51
<b>Total</b>		<b>0.00</b>	<b>0.70</b>	<b>0.50</b>	<b>41.51</b>

### Foreign currency sensitivity :

The following table demonstrates the sensitivity to a reasonably possible change in foreign currency exchange rates, with all other variables held constant. The impact on the Group's profit before tax is due to changes in the fair value of monetary assets and liabilities.

Particulars	Currency	Impact on Profit before tax	
		Increase	Decrease
<b>March 31, 2025</b>	10% movement		
	USD	2.38	(2.38)
	EUR	(0.28)	0.28
	AED	(0.01)	0.01
	JPY	(0.01)	0.01
<b>March 31, 2024</b>	10% movement		
	USD	(6.37)	6.37
	EUR	(0.34)	0.34





# NOTES TO THE CONSOLIDATED FINANCIAL STATEMENTS

for the year ended March 31, 2025

(All amounts in INR crores, unless otherwise stated)

## b) Interest Rate Risk :

Interest rate risk is the risk that the fair value or future cash flows of a financial instrument will fluctuate because of change in market interest rates. The Group's exposure to the risk of changes in market interest rates relates primarily to the Group's debt obligations with floating interest rates.

Floating interest rate exposure :	As at March 31, 2025	As at March 31, 2024
Borrowings with floating interest exposure	81.77	82.91
<b>Total</b>	<b>81.77</b>	<b>82.91</b>

## Interest rate sensitivity :

The sensitivity analysis below have been determined based on exposure to interest rate for variable rate liabilities, analysis is prepared assuming the amount of liability outstanding at the end of the reporting period was outstanding for the whole year. With all other variables held constant, the Group's profit before tax is affected through the impact on interest rate on variable rate borrowings, as follows:

Particulars	Change in interest rate (in Basis points)	Effect on profit before tax
<b>March 31, 2025</b>	+100	(0.82)
	-100	0.82
<b>March 31, 2024</b>	+100	(0.83)
	-100	0.83

## 47. Capital management

### (a) Risk management

The Group's objectives when managing capital is to safeguard its ability to continue as a going concern, so that it can continue to provide returns for shareholders and benefits for other stakeholders, and maintain an optimal capital structure to reduce the cost of capital. For the purpose of the Group's capital management, capital includes issued equity capital and all other equity reserves attributable to the equity holders. The primary objective of the Group's capital management is to maximise the shareholders value. The Group manages its capital structure and makes adjustments in light of changes in economic conditions.

#### Debt Equity Ratio

Particulars	As at March 31, 2025	As at March 31, 2024
Debt (including lease liabilities)	169.71	84.82
Total Equity	1,161.17	755.69
Debt to Equity Ratio	15%	11%

# NOTES TO THE CONSOLIDATED FINANCIAL STATEMENTS

for the year ended March 31, 2025

(All amounts in INR crores, unless otherwise stated)

## (b) Dividends

Particulars	As at March 31, 2025	As at March 31, 2024
<b>(i) Equity shares</b>		
Final dividend for the year ended March 31, 2024 : ₹ 4/- (March 31, 2023 : ₹ 2/-) per fully paid share	8.01	3.68
<b>(ii) Dividends not recognised at the end of the reporting period</b>		
In addition to the above dividends, subsequent to the year end the directors have recommended the payment of a final dividend of Re. 1 per fully paid equity share (Previous year – ₹4). This proposed dividend is subject to the approval of shareholders in the ensuing annual general meeting.	12.02	8.01

## 48. Segment Reporting

Operating segments are reported in a manner consistent with the internal reporting provided to the Chief Operating Decision Maker (CODM). The Group has identified reportable segments based on the location of operations as reviewed by the CODM. The disclosure is based on the country of domicile of the Holding Company and its subsidiaries. Accordingly, the operations of the Holding Company and its domestic subsidiaries are considered under "India" segment and operations of its foreign subsidiaries are considered under "Overseas" segment.

Particulars	March 31, 2025	March 31, 2024
<b>1. Segment Revenue</b>		
India	2,725.61	1,447.30
Overseas	82.94	136.52
<b>Total Segment Revenue</b>	<b>2,808.55</b>	<b>1,583.82</b>
Inter segment sales	(275.22)	(209.51)
<b>Income from operations</b>	<b>2,533.33</b>	<b>1,374.31</b>
<b>2. Segment Results</b>		
<b>Profit before finance costs &amp; tax</b>		
India	592.31	190.56
Overseas	7.74	18.82
<b>Total</b>	<b>600.05</b>	<b>209.38</b>
Less: Finance Cost	44.25	19.48
<b>Profit before Tax</b>	<b>555.80</b>	<b>189.90</b>
<b>3. Capital Employed</b>		
<b>Segment Assets</b>		
India	1,902.86	1,373.30
Overseas	71.58	77.00
<b>Total Segment Assets</b>	<b>1,974.44</b>	<b>1,450.30</b>
<b>Segment Liabilities</b>		
India	804.68	680.28
Overseas	8.59	14.33
<b>Total Segment Liabilities</b>	<b>813.27</b>	<b>694.61</b>



# NOTES TO THE CONSOLIDATED FINANCIAL STATEMENTS

for the year ended March 31, 2025

(All amounts in INR crores, unless otherwise stated)

Particulars	March 31, 2025	March 31, 2024
<b>Net Capital Employed</b>		
<b>(Segment Assets-Segment Liabilities)</b>		
India	1,098.18	693.02
Overseas	62.99	62.67
<b>Total Capital Employed</b>	<b>1,161.17</b>	<b>755.69</b>

The non-current assets other than financial instruments and deferred tax assets are located in India.

## Information about major customers

During the year the Group had 3 (March 31, 2024 - 2) external customers who contributed more than 10% of Group's total "Revenue from Operations" aggregating to ₹ 1,665.34 crores (March 31, 2024 ₹ 709.43 crores).

## 49. Revenue from contracts with customers

### (a) Reconciliation of revenue recognised with contract price:

Particulars	Year ended March 31, 2025	Year ended March 31, 2024
<b>Contract price</b>	<b>2,553.36</b>	<b>1,370.74</b>
Adjustments for:		
Contract liabilities	37.12	-
<b>Revenue from operations</b>	<b>2,516.24</b>	<b>1,370.74</b>

### (b) The following table shows unsatisfied performance obligation resulting from fixed-price long term contracts:

Particulars	Year ended March 31, 2025	Year ended March 31, 2024
Aggregate amount of the transaction price allocated to long-term contracts that are partially unsatisfied as at reporting date	37.12	-

As of March 31, 2025, revenue for unsatisfied performance obligations expected to be recognised in the future is ₹ 37.12 crores, which primarily relates to operation and maintenance obligations. Management expects that of the transaction price allocated to the unsatisfied contracts as of March 31, 2025, ₹ 8 crores will be recognised as revenue in the next year and the remaining ₹ 29.12 crores will be recognised over subsequent four financial years. These amounts include only fixed consideration and does not include contracts with an original expected term of one year or less.

### (c) Revenue disaggregation by customer type is as follows:

Customer Type	Year ended March 31, 2025	Year ended March 31, 2024
Customers under Government Projects	1,934.69	883.91
Industrial Customers	30.01	24.91
OEM Customers	9.87	14.27
Export Customers	436.79	286.24
Other Customers	104.88	161.41
<b>Total</b>	<b>2,516.24</b>	<b>1,370.74</b>

## NOTES TO THE CONSOLIDATED FINANCIAL STATEMENTS

for the year ended March 31, 2025

(All amounts in INR crores, unless otherwise stated)

(d)	Timing of recognition	Year ended March 31, 2025	Year ended March 31, 2024
	At a point in time	2,513.36	1,370.74
	Over a period of time	2.88	-
	<b>Total</b>	<b>2,516.24</b>	<b>1,370.74</b>

**(e) The Company is domiciled in India. The amount of its revenue from external customers broken down by location of the customers is shown in the table below:**

Particulars	Year ended March 31, 2025	Year ended March 31, 2024
India	2,079.45	1,084.50
Outside India	436.79	286.24
<b>Total</b>	<b>2,516.24</b>	<b>1,370.74</b>

**(f)** The Group provides installation and maintenance services on its certain products at the time of sale in terms of the contract with customers. These installation and maintenance services are sold together with the sale of product. Under Ind AS 115, these are considered as three separate performance obligations and accordingly the sale of the solar pumps is treated as a sale of product and installation and maintenance is considered as sale of service. The sale of services during the year is ₹ 86.59 crores based on the transaction price allocation under Ind AS 115.

**50.** The figures for the corresponding previous year have been regrouped/reclassified wherever necessary after considering Group's contractual rights, historical trends and the said disclosure being more relevant to the users of the financial statements and this being more consistent with peers. This change doesn't result in any material quantitative and qualitative impact on the overall financial statements.

Particulars	March 31, 2024 (Reported)	Increase/ (Decrease)	March 31, 2024 (Reclassified)
Right of use assets	-	8.60	8.60
Property, plant and equipment	144.52	(8.60)	135.92
<b>Total (part of non-current assets)</b>	<b>144.52</b>	<b>-</b>	<b>144.52</b>
Trade payables	434.08	55.01	489.09
Other financial liabilities (Current)	90.32	(49.78)	40.54
Other current liabilities	70.69	(5.23)	65.46
<b>Total (part of current liabilities)</b>	<b>595.09</b>	<b>-</b>	<b>595.09</b>
Employee benefits expenses	66.12	11.87	77.99
Other expenses	160.13	(11.87)	148.26
<b>Total (part of expenses)</b>	<b>226.25</b>	<b>-</b>	<b>226.25</b>



# NOTES TO THE CONSOLIDATED FINANCIAL STATEMENTS

for the year ended March 31, 2025

(All amounts in INR crores, unless otherwise stated)

## 51. SUMMARY OF OTHER ACCOUNTING POLICIES

This note provides a list of other accounting policies adopted in the preparation of these consolidated financial statements to the extent they have not already been disclosed in the other notes above. These policies have been consistently applied to all the years presented.

### 51.1 Intangible assets

Intangible assets are stated at acquisition cost net of tax/ duty credits availed, if any, and net of accumulated amortization. Gains or losses arising from the retirement or disposal of an intangible asset are determined as the difference between the net disposal proceeds and the carrying amount of the asset and recognized as income or expense in the profit or loss. Intangible assets are amortized on the straight-line method as follows:

Computer Software are amortised on straight line basis over the estimated useful life of 3 years.

The amortisation period and the amortisation method are reviewed at least at each financial year end. If the expected useful life of the asset is significantly different from previous estimates, the amortisation period is changed accordingly.

### 51.2 Foreign currencies transactions

#### (i) Functional and presentation currency

Items included in the financial statements of the Group are measured using the currency of the primary economic environment in which the entity operates ('the functional currency'). The financial statements have been prepared and presented in Indian Rupees (INR), which is the Group's functional and presentation currency.

#### (ii) Transactions and Balances

Foreign currency transactions are translated into the functional currency using the exchange rates at the dates of the transactions. Foreign exchange gains and losses resulting from the settlement of such transactions and from the translation of monetary assets and liabilities denominated in foreign currencies at year end exchange rates are recognized in profit or loss on a net basis.

Foreign exchange gains and losses arising on foreign currency borrowings are presented in the statement of profit and loss, within finance costs. All other foreign exchange gains and losses are presented in the statement of profit and loss on a

net basis within other income/other expenses, as appropriate.

Non-monetary items that are measured at fair value in a foreign currency are translated using the exchange rates at the date when the fair value was determined. Translation differences on assets and liabilities carried at fair value are reported as part of the fair value gain or loss.

#### (iii) Group companies

The results and financial position of foreign operations (none of which has the currency of a hyperinflationary economy) that have a functional currency different from the presentation currency are translated into the presentation currency as follows:

- assets and liabilities are translated at the closing rate at the date of that balance sheet
- income and expenses are translated at average exchange rates (unless this is not a reasonable approximation of the cumulative effect of the rates prevailing on the transaction dates, in which case income and expenses are translated at the dates of the transactions), and
- all resulting exchange differences are recognised in other comprehensive income.

On consolidation, exchange differences arising from the translation of any net investment in foreign entities, and of borrowings and other financial instruments designated as hedges of such investments, are recognised in other comprehensive income. When a foreign operation is sold, the associated exchange differences are reclassified to profit or loss, as part of the gain or loss on sale.

### 51.3 Employee benefits

#### (i) Short-term obligations

Liabilities for wages and salaries, including non-monetary benefits that are expected to be settled wholly within 12 months after the end of the period in which the employees render the related service are recognized in respect of employees' services up to the end of the reporting period and are measured at the amounts expected to be paid when the liabilities are settled. The liabilities are presented as current employee benefits obligations in the balance sheet.



# NOTES TO THE CONSOLIDATED FINANCIAL STATEMENTS

for the year ended March 31, 2025

(All amounts in INR crores, unless otherwise stated)

## (ii) Post-employment benefits obligations

The Group operates the following post-employment schemes:

### Defined contribution plan

Defined contribution plans are provident fund scheme, Employee State Insurance Commission (ESIC) scheme and national pension fund scheme. The Group pays provident fund, ESIC and national pension fund scheme contribution to publicly administered provident funds, ESIC funds and national pension funds as per local regulations. The Group has no further payment obligations once the contributions have been made. The contribution are accounted for as defined contribution plans and contributions are recognised as employee benefit expenses when they are due.

### Defined Benefit Plans for gratuity

The Group provides for gratuity, a defined benefit plan (the "Gratuity Plan") covering eligible employees in accordance with the Payment of Gratuity Act, 1972. The Gratuity Plan provides a lump sum payment to vested employees at retirement, death or termination of employment, of an amount based on the respective employee's salary and the tenure of employment.

The liability or asset recognized in the balance sheet in respect of defined benefit gratuity plan is the present value of the defined benefit obligation at the end of the reporting period less the fair value of plan assets. The defined benefit obligation is calculated annually by actuaries using the projected unit credit method.

The present value of the defined benefit obligation is determined by discounting the estimated future cash outflows by reference to market yields at the end of the reporting period on government bonds that have terms approximating to the terms of the related obligation.

The net interest cost is calculated by applying the discount rate to the net balance of the defined benefit obligation and the fair value of plan assets.

Remeasurement gains and losses arising from experience adjustments and changes in actuarial assumptions are recognized in the period in which they occur, directly in other comprehensive income. They are included in retained earnings in the statement of changes in equity and in the balance sheet.

Changes in the present value of the defined benefit obligation resulting from plan amendments or curtailments are recognized immediately in profit or loss as past service cost.

### Other long-term employee benefit obligations

The Group has liabilities for earned leave which are not expected to be settled wholly within 12 months after the end of the year in which the employees render the related service. These obligations are therefore measured as the present value of expected future payments to be made in respect of services provided by employees up to the end of the reporting period using the projected unit credit method. The benefits are discounted using the appropriate market yields at the end of the reporting period that have terms approximating to the terms of the related obligation. Re-measurements as a result of experience adjustments and changes in actuarial assumptions are recognised in profit or loss.

The obligations are presented as current liabilities in the balance sheet if the Group does not have an unconditional right, at the end of the reporting period, to defer settlement for at least twelve months after the reporting period, regardless of when the actual settlement is expected to occur.

## 51.4 Leases

### Where the Group is a lessee

Assets and liabilities arising from a lease are initially measured on a present value basis. Lease liabilities include the net present value of the following lease payments:

- Fixed payments (including in-substance fixed payments), less any lease incentives receivable
- Variable lease payment that are based on an index or a rate, initially measured using the index or rate as at the commencement date
- Amounts expected to be payable by the Group under residual value guarantees
- Payments of penalties for terminating the lease, if the lease term reflects the Group exercising that option.
- Lease payments to be made under reasonably certain extension options are also included in the measurement of the liability.

The lease payments are discounted using the lessee's incremental borrowing rate, being the rate that the



# NOTES TO THE CONSOLIDATED FINANCIAL STATEMENTS

for the year ended March 31, 2025

(All amounts in INR crores, unless otherwise stated)

lessee would have to pay to borrow the funds necessary to obtain an asset of similar value to the right-of-use asset in a similar economic environment with similar terms, security and conditions.

Lease payments are allocated between principal and finance cost. The finance cost is charged to profit or loss over the lease period so as to produce a constant periodic rate of interest on the remaining balance of the liability for each period.

Right-of-use assets are measured at cost comprising the following:

- the amount of the initial measurement of lease liability.
- any lease payments at or before the commencement date less any lease incentives received
- any initial direct costs
- restoration costs

Right-of-use assets are depreciated over the shorter of the asset's useful life and the lease term on a straight-line basis. If the Group is reasonably certain to exercise a purchase option, the right-of-use asset is depreciated over the underlying asset's useful life.

For short term leases of warehouses, the Group recognises the lease payments as an operating expense on a straight line basis over the lease term. Short term leases are leases with a lease term of 12 months or less.

## 51.5 Contingent Liabilities

Contingent liabilities are disclosed when there is a possible obligation arising from past events, the existence of which will be confirmed only by the occurrence or non-occurrence of one or more uncertain future events not wholly within the control of the Group or a present obligation that arises from past events where it is either not probable that an outflow of resources will be required to settle or a reliable estimate of the amount cannot be made.

## 51.6 Financial Instrument:

A financial instrument is any contract that gives rise to a financial asset of one entity and a financial liability or equity instrument of another entity.

Financial assets and liabilities are recognised when the Group becomes a party to the contractual provisions of the instrument.

## Financial Assets

### a) Classification

The Group classifies its financial assets in the following measurement categories:

- those to be measured subsequently at fair value (either through other comprehensive income, or through profit or loss), and
- those measured at amortised cost.

#### (i) Classification of financial assets at amortised cost

The Group classifies its financial assets at amortised cost only if both of the following criteria are met:

- the asset is held within a business model whose objective is to collect the contractual cash flows, and
- the contractual terms give rise to cash flows that are solely payments of principal and interest.

#### (ii) Classification of financial assets at fair value through other comprehensive income

Financial assets at fair value through other comprehensive income (FVOCI) comprise:

- Equity securities (listed and unlisted) which are not held for trading, and for which the Group has irrevocably elected at initial recognition to present changes in fair value through OCI rather than profit or loss. These are strategic investments and the Group considers this classification to be more relevant. There are currently no equity securities which are carried at FVOCI.
- Debt securities where the contractual cash flows are solely payments of principal and interest and the objective of the Group's business model is achieved both by collecting contractual cash flows and by selling financial assets. There are currently no debt securities which are carried at FVOCI.

#### (iii) Classification of financial assets at fair value through profit or loss

The Group classifies the following financial assets at fair value through profit or loss (FVTPL):

- debt instruments that do not qualify for measurement at either amortised cost or FVOCI,
- equity investments that are held for trading, and

# NOTES TO THE CONSOLIDATED FINANCIAL STATEMENTS

for the year ended March 31, 2025

(All amounts in INR crores, unless otherwise stated)

- equity investments for which the entity has not elected to recognise fair value gains and losses through OCI.

The classification depends on the entity's business model for managing the financial assets and the contractual terms of the cash flows.

- For assets measured at fair value, gains and losses will either be recorded in the statement of profit and loss or other comprehensive income;
- For investments in equity instruments that are not held for trading, this will depend on whether the Group has made an irrevocable election at the time of initial recognition to account for the equity investment at fair value through other comprehensive income.

The Group reclassifies debt instruments when and only when its business model for managing those assets changes.

## b) Initial recognition and measurement

Financial assets are recognized when the Group becomes a party to the contractual provisions of the instrument. Financial assets are recognized initially at fair value plus, in the case of financial assets not recorded at fair value through Statement of Profit and Loss, transaction costs that are attributable to the acquisition of the financial asset. Transaction costs of financial assets carried at fair value through Profit and Loss are expensed in the Statement of Profit and Loss.

## c) Subsequent measurement

Subsequent measurement of financial assets depends on the Group's business model for managing the asset and the cash flow characteristics of the asset.

**Amortised cost:** Assets that are held for collection of contractual cash flows where those cash flows represent solely payments of principal and interest are measured at amortised cost. Interest income from these financial assets is included in other income using the effective interest rate method. Any gain or loss arising on derecognition is recognised directly in profit or loss.

**Fair value through other comprehensive income (FVOCI):** Assets that are held for collection of contractual cash flows and for selling the financial assets, where the assets' cash flows represent

solely payments of principal and interest, are measured at FVOCI. Movements in the carrying amount are taken through OCI, except for the recognition of impairment gains or losses, interest income and foreign exchange gains and losses which are recognised in profit and loss. When the financial asset is derecognised, the cumulative gain or loss previously recognised in OCI is reclassified from equity to profit or loss and recognised in other gains/(losses). Interest income from these financial assets is included in other income using the effective interest rate method. Foreign exchange gains and losses are presented in other income / expenses.

**Fair value through profit or loss:** Assets that do not meet the criteria for amortised cost or FVOCI are measured at fair value through profit or loss. A gain or loss on a financial asset that is subsequently measured at fair value through profit or loss is recognised in profit or loss and presented within other income / expenses in the period in which it arises. Interest income from these financial assets is included in other income.

## d) Impairment of financial assets

The Group assesses on a forward looking basis the expected credit losses associated with its assets carried at amortised cost and FVOCI debt instruments. The impairment methodology applied depends on whether there has been a significant increase in credit risk. Note 46 details how the Group determines whether there has been a significant increase in credit risk.

## e) Derecognition of financial assets

A financial asset is derecognised only when the Group:

- has transferred the rights to receive cash flows from the financial asset; or
- retains the contractual rights to receive the cash flows of the financial asset but assumes a contractual obligation to pay the cash flows to one or more recipients.

Where the entity has transferred an asset, the Group evaluates whether it has transferred substantially all risks and rewards of ownership of the financial asset. In such cases, the financial asset is derecognised. Where the entity has not transferred substantially all risks and rewards



# NOTES TO THE CONSOLIDATED FINANCIAL STATEMENTS

for the year ended March 31, 2025

(All amounts in INR crores, unless otherwise stated)

of ownership of the financial asset, the financial asset is not derecognised.

## 51.7 Income recognition on financial assets

### ● Interest Income

Interest income on financial assets at amortised cost is recognised in profit or loss as part of other income.

Interest income is calculated by applying the effective interest rate to the gross carrying amount of a financial asset except for financial assets that subsequently become credit impaired. For credit-impaired financial assets the effective interest rate is applied to the net carrying amount of the financial asset (after deduction of loss allowance).

### ● Dividends

Dividends are recognised as other income in the statement of profit and loss only when the right to receive payment is established, it is probable that the economic benefits associated with the dividend will flow to the Group, and the amount of the dividend can be measured reliably.

## 51.8 Financial Liabilities

### a) Initial Recognition and Measurement

Financial liabilities are initially recognised at fair value, reduced by transaction costs (in case of financial liability not at fair value through profit or loss), that are directly attributable to the issue of financial liability. After initial recognition, financial liabilities are measured at amortised cost using effective interest method. The effective interest rate is the rate that exactly discounts estimated future cash outflow (including all fees paid, transaction cost, and other premiums or discounts) through the expected life of the financial liability, or, where appropriate, a shorter period, to the net carrying amount on initial recognition. At the time of initial recognition, there is no financial liability irrevocably designated as measured at fair value through profit or loss.

### b) Derecognition

A financial liability is derecognised when the obligation under the liability is discharged or cancelled or expires. When an existing financial liability is replaced by another from the same lender

on substantially different terms, or the terms of an existing liability are substantially modified, such an exchange or modification is treated as the de-recognition of the original liability and the recognition of a new liability. The difference in the respective carrying amounts is recognised in the statement of profit and loss.

## 51.9 Offsetting financial instruments

Financial assets and liabilities are offset and the net amount is reported in the balance sheet where there is a legally enforceable right to offset the recognised amounts and there is an intention to settle on a net basis or realise the asset and settle the liability simultaneously. The legally enforceable right must not be contingent on future events and must be enforceable in the normal course of business and in the event of default, insolvency or bankruptcy of the Companies in the Group or counterparty.

## 51.10 Cash and Cash Equivalents

For the purpose of presentation in the statement of cash flows, cash and cash equivalents includes cash on hand, deposits held at call with financial institutions, other short term, highly liquid investments with original maturities of three months or less that are readily convertible to known amount of cash and which are subject to an insignificant risk of changes in value, and bank overdrafts. Bank overdrafts are shown within borrowings in current liabilities in the balance sheet.

## 51.11 Impairment of non-financial assets

Non-financial assets are tested for impairment whenever events or changes in circumstances indicate that the carrying amount may not be recoverable. An impairment loss is recognized for the amount by which the asset's carrying amount exceeds its recoverable amount. The recoverable amount is the higher of an asset's fair value less costs of disposal and value in use. For the purposes of assessing impairment, assets are grouped at the lowest levels for which there are separately identifiable cash inflows which are largely independent of the cash inflows from other assets or group of assets (cash-generating units). Non-financial assets that suffered an impairment are reviewed for possible reversal of the impairment at the end of each reporting period.

# NOTES TO THE CONSOLIDATED FINANCIAL STATEMENTS

for the year ended March 31, 2025

(All amounts in INR crores, unless otherwise stated)

## 51.12 Earnings per share

### (i) Basic earnings per share

Basic earnings per share is calculated by dividing the profit attributable to owners of the Group by the weighted average number of equity shares outstanding during the financial year, adjusted for bonus elements in equity shares issued during the year.

### (ii) Diluted earnings per share:

Diluted earnings per share adjusts the figures used in the determination of basic earnings per share to take into account: the after income tax effect of interest and other financing costs associated with dilutive potential equity shares and the weighted average number of additional equity shares that would have been outstanding assuming the conversion of all dilutive potential equity shares.

## 51.13 Segment Reporting

Operating segments are reported in a manner consistent with the internal reporting provided to the chief operating decision maker. The chief operating decision maker comprise of the Holding Company's Chairman, Managing Director and Chief Financial Officer.

## 51.14 Government grants

Grants from the government are recognised at their

fair value where there is a reasonable assurance that the grant will be received and the Group will comply with all attached conditions.

Government grants relating to income are deferred and recognised in the profit or loss over the period necessary to match them with the costs that they are intended to compensate and presented within other income.

Government grants relating to the purchase of property, plant and equipment are included in non-current liabilities as deferred income and are credited to profit or loss on a straight-line basis over the expected useful lives of the related assets and presented within other income.

## 51.15 Contributed Equity

Equity shares are classified as equity.

Incremental costs directly attributable to the issue of new shares or options are shown in equity as a deduction, net of tax, from the proceeds.

## 51.16 Dividends

The Group recognises a liability to make distributions to equity holders when the distribution is authorised and the distribution is no longer at the discretion of the Group. As per the Corporate laws in India, a distribution is authorised when it is approved by the shareholders in case of final dividend.



52. Additional Information Regarding Subsidiaries as per Schedule III of the Companies Act, 2013

Name of the Entity		Net Assets		Share in Profit / (Loss)		Share in other comprehensive income / (loss)		Share in total comprehensive income / (loss)	
		As % of Consolidated Net Assets	Amount	As % of Consolidated Profit/(Loss)	Amount	As % of Consolidated other comprehensive income / (loss)	Amount	As % of Consolidated total comprehensive income / (loss)	Amount
<b>March 31, 2025</b>									
a) Parent									
	Shakti Pumps (India) Limited	91.43%	1,061.64	96.40%	393.63	-8.67%	(0.20)	95.80%	393.43
b) Subsidiaries									
	<b>Indian</b>								
	Shakti Energy Solutions Limited	7.51%	87.22	8.01%	32.73	-0.31%	(0.01)	7.97%	32.72
	Shakti EV Mobility Private Limited	3.70%	42.95	-1.75%	(7.13)	0.26%	0.01	-1.73%	(7.12)
	<b>Foreign</b>								
	Shakti Pumps USA, LLC	2.63%	30.58	1.39%	5.69	52.52%	1.20	1.68%	6.89
	Shakti Pumps FZE	2.80%	32.56	0.08%	0.29	55.03%	1.27	0.38%	1.56
	Shakti Pumps (Bangladesh) Limited	-0.01%	(0.15)	-0.03%	(0.11)	-0.13%	(0.00)	-0.03%	(0.11)
c) Intercompany elimination		-8.06%	(93.63)	-4.10%	(16.73)	1.30%	0.03	-4.07%	(16.70)
<b>Total</b>		<b>100%</b>	<b>1,161.17</b>	<b>100%</b>	<b>408.37</b>	<b>100%</b>	<b>2.30</b>	<b>100%</b>	<b>410.67</b>
<b>March 31, 2024</b>									
a) Parent									
	Shakti Pumps (India) Limited	89.46%	676.02	82.67%	117.16	152.16%	(0.59)	82.47%	116.57
b) Subsidiaries									
	<b>Indian</b>								
	Shakti Energy Solutions Limited	5.84%	44.10	10.60%	15.02	4.13%	(0.02)	10.62%	15.00
	Shakti EV Mobility Private Limited	3.57%	26.97	0.05%	0.07	5.84%	(0.02)	0.04%	0.05
	<b>Foreign</b>								
	Shakti Pumps USA, LLC	4.20%	31.72	4.79%	6.79	-26.24%	0.10	4.87%	6.89
	Shakti Pumps FZE	4.10%	31.00	6.93%	9.82	-35.98%	0.14	7.05%	9.96
	Shakti Pumps (Bangladesh) Limited	-0.01%	(0.05)	-0.10%	(0.13)	0.09%	(0.00)	-0.09%	(0.13)
c) Intercompany elimination		-7.16%	(54.07)	-4.94%	(7.00)	-	-	-4.96%	(7.00)
<b>Total</b>		<b>100%</b>	<b>755.69</b>	<b>100%</b>	<b>141.73</b>	<b>100%</b>	<b>(0.39)</b>	<b>100%</b>	<b>141.34</b>



# NOTES TO THE CONSOLIDATED FINANCIAL STATEMENTS

for the year ended March 31, 2025

(All amounts in INR crores, unless otherwise stated)

## 53. Other regulatory information required by Schedule III:

### (i) Relationship with struck off companies

The Group has no transactions with companies struck off under the Companies Act, 2013 or Companies Act, 1956.

### (ii) Wilful defaulter

The Group has not been declared wilful defaulter by any bank or financial institution or other lender.

### (iii) Details of crypto currency or virtual currency

The Group has not traded or invested in Crypto currency or Virtual Currency during the current and previous year.

### (iv) Compliance with approved scheme of arrangements

The Group has not entered into any scheme of arrangement which has an accounting impact on current or previous financial year.

### (v) Details of benami property held

No proceedings have been initiated on or are pending against the Group for holding benami property under the Benami Transactions (Prohibition) Act, 1988 (45 of 1988) and Rules made thereunder.

### (vi) Registration of charges or satisfaction with Registrar of Companies

There are no charges or satisfaction which are yet to be registered with the Registrar of Companies beyond the statutory period.

### (vii) Undisclosed income

There is no income surrendered or disclosed as income during the current or previous year in the tax assessments under the Income Tax Act, 1961, that has not been recorded in the books of account.

### (viii) Utilisation of borrowed funds and share premium

The Group has not advanced or loaned or invested funds (either borrowed funds or share premium or any other sources or kind of funds) to any other person(s) or entity(ies), including foreign entities ("Intermediaries") with the understanding (whether recorded in writing or otherwise) that the Intermediary shall:

- (a) directly or indirectly lend or invest in other persons or entities identified in any manner whatsoever by or on behalf of the Group ("Ultimate Beneficiaries"); or
- (b) provide any guarantee, security or the like to or on behalf of the Ultimate Beneficiaries.

The Group has not received any fund from any person(s) or entity(ies), including foreign entities ("Funding Party") with the understanding (whether recorded in writing or otherwise) that the Group shall:

- (a) directly or indirectly lend or invest in other persons or entities identified in any manner whatsoever by or on behalf of the Funding Party ("Ultimate Beneficiaries"); or
- (b) provide any guarantee, security or the like on behalf of the Ultimate Beneficiaries.

### (ix) Borrowing secured against current assets

The Group has borrowings from banks on the basis of security of current assets. The quarterly returns or statements of current assets filed by the Group with banks are in agreement with the books of account. The Group has filed provisional statement with the bank for the quarter ended March 31, 2025, and the final statement will be submitted to the bank upon finalization of the audited financial statements.

### (x) Compliance with number of layers of Companies

The Group has complied with the number of layers prescribed under clause (87) of section 2 of the Act read with Companies (Restriction on number of Layers) Rules, 2017.



# NOTES TO THE CONSOLIDATED FINANCIAL STATEMENTS

for the year ended March 31, 2025

(All amounts in INR crores, unless otherwise stated)

## (xi) Valuation of property, plant and equipment, right-of-use assets and intangible assets

The Group has not revalued its property, plant and equipment (including right-of-use assets) or intangible assets or both during the current or previous year.

## (xii) Title deeds of immovable properties not held in name of the Company

The title deeds of all the immovable properties (other than properties where the Group is the lessee and the lease agreements are duly executed in favour of the lessee), as disclosed in Note 3 to the consolidated financial statements, are held in the name of the respective companies in the Group.

## (xiii) Utilisation of borrowings availed from banks and financial institutions

The borrowings obtained by the Group from banks and financial institutions have been applied for the purposes for which such loans were taken.

**For Price Waterhouse**

**Chartered Accountants LLP**

Firm Registration No. 012754N / N500016

**For and on behalf of the Board of Directors of**

**Shakti Pumps (India) Limited**

CIN: L29120MP1995PLC009327

**Ali Akbar**

**Partner**

Membership No. 117839

**Dinesh Patidar**

**Chairman & Whole-Time Director**

DIN:00549552

**Ramesh Patidar**

**Managing Director**

DIN:00931437

Date: May 9, 2025

Place: Indore

**Dinesh Patel**

**Chief Financial Officer**

**Ravi Patidar**

**Company Secretary**

M. No. ACS 32328





## **Shakti Pumps (India) Limited**

Corporate Office : Plot No. C-04, Silver Spring, Phase-2,  
Business Park, By-Pass Road, Opp D Mart,  
Indore-452020. (M.P.) INDIA. Tel.: +91 731 3635000

Regd. Office / Factory Add. : Plot No. 401, 402 & 413,  
Industrial Area, Sector - 3, Pithampur-454774, Dist.  
Dhar (M.P.) INDIA. Tel.: +91 7292 410500