

12th February 2026

| | |
|-------------------------------------------------------------------------------------------------------------------------------------------------------------------------------------------|---------------------------------------------------------------------------------------------------------------------------------------------------------------------------------------------------------|
| The National Stock Exchange of India Limited Exchange Plaza, 5th Floor Plot No. C/1, G Block Bandra Kurla Complex Bandra(E) Mumbai – 400051 Code: EIHOTEL | The BSE Limited Corporate Relationship Dept. 1st Floor, New Trading Ring, Rotunda Building Phiroze Jeejeebhoy Towers Dalal Street, Fort Mumbai – 400001 Code: 500840 |
|-------------------------------------------------------------------------------------------------------------------------------------------------------------------------------------------|---------------------------------------------------------------------------------------------------------------------------------------------------------------------------------------------------------|

Sub: Submission of presentation to Investors / Analysts

Dear Sir / Madam,

Pursuant to Regulation 30(6) of SEBI (Listing Obligations and Disclosure Requirements) Regulations, 2015 (Listing Regulations), please find enclosed the copy of the presentation to investors/analysts in respect of the unaudited Financial Results (Standalone and Consolidated) of the Company for the quarter ended 31st December 2025 declared on 10th February 2026.

The above may please be taken on record.

Thank you,

Yours faithfully,

For EIH Limited

Lalit Kumar Sharma
Company Secretary

ElH Limited

Earnings Call: Q₃FY26



The Oberoi Rajvilas, Jaipur voted the 'Best Hotel In The World'
at Travel + Leisure World's Best Awards, 2024.

Industry Performance

| Q3 FY25-26 Occupancy | Q3 FY25-26 ARR (Rs.) | Q3 FY25-26 RevPAR |
|--------------------------|--------------------------------|---------------------------------|
| 66-68% [+1-3% vs. PY] | 9,700-9,900 [+9-11% vs. PY] | 6,402-6,732 [+11-13% vs. PY] |

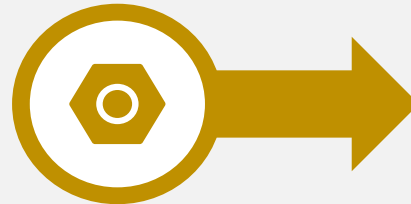
Source: HVS Anarock | Hotels & Hospitality Overview (January 2026)

| 9M FY25-26 Occupancy | 9M FY25-26 ARR (Rs.) | 9M FY25-26 RevPAR |
|-----------------------------|--------------------------------|--------------------------------|
| 61%-64% [+0-1 pp vs. PY] | 8,300-8,600 [+8-10% vs. PY] | 5,179-5,473 [+9-11% vs. PY] |

Source: HVS Anarock | Hotels & Hospitality Overview (July 2025, October 2025 and January 2026)

Comparison with Previous Fiscal

- Q3 FY 2025-26 domestic air traffic grew by only ~2.5% YoY; December fell 3.9% YoY, moderating travel-driven hotel demand amid operational disruptions
- Q3 FY 2025-26 India hotels saw ARR +9–12% and RevPAR +11–13% YoY, driven by corporate, MICE, and festive demand in Oct–Nov



YTD FY26 vs. YTD FY25

YTD FY 2025-26 domestic air traffic grew just ~1.3% YoY vs YTD FY 2024-25, weighed down by geopolitical tensions, adverse weather, and flight disruptions. Hotel occupancy was flat due to softer demand, fewer auspicious wedding dates, and the absence of last year's general elections-driven spike

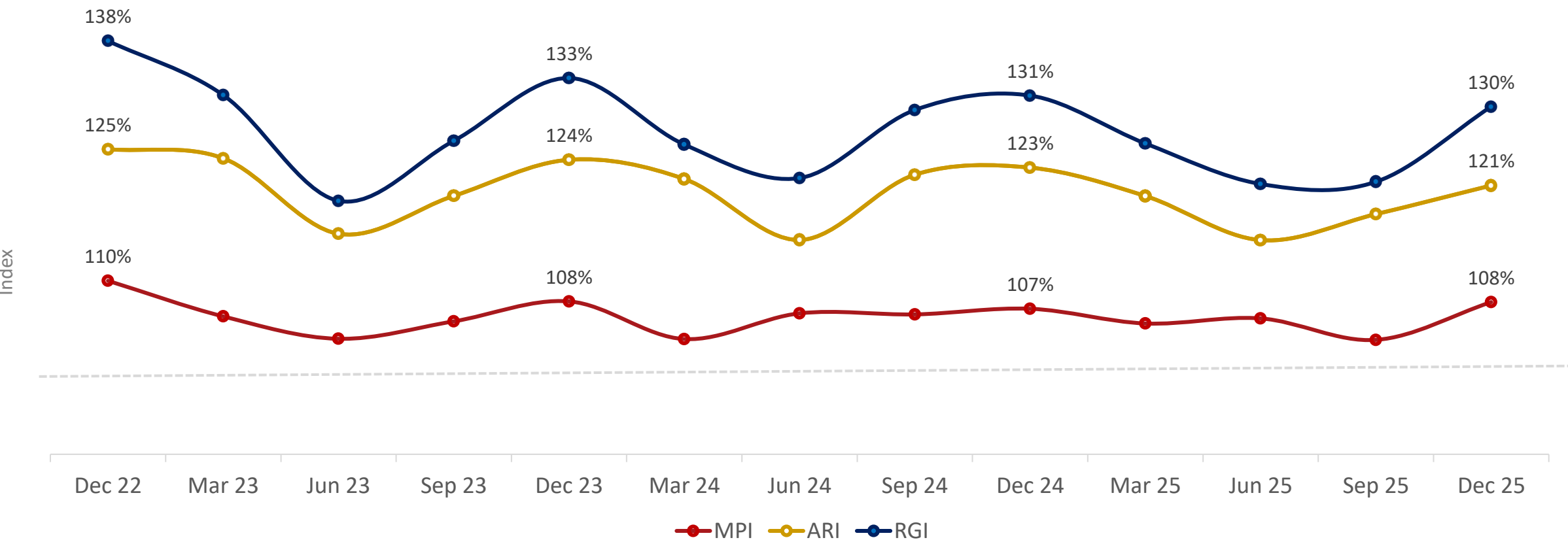
Operational Performance

Q3 FY26



EIH maintains consistent RevPAR Leadership over STR Competition Set

All Domestic Hotels including Managed



13 out of 15 hotels ranked 1st & 2nd wherein STR provides benchmarking (7 hotels Rank 1st & 6 Hotels rank 2nd)

Source: CoStar

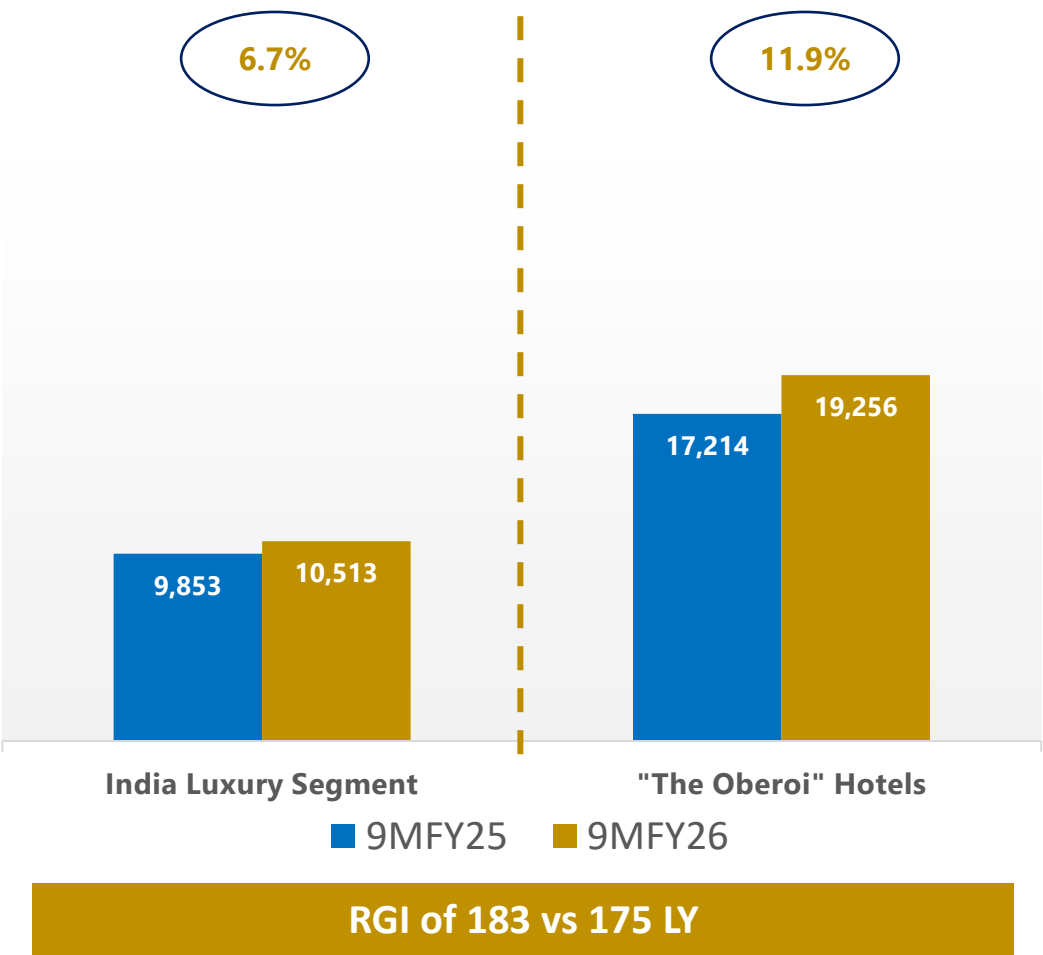
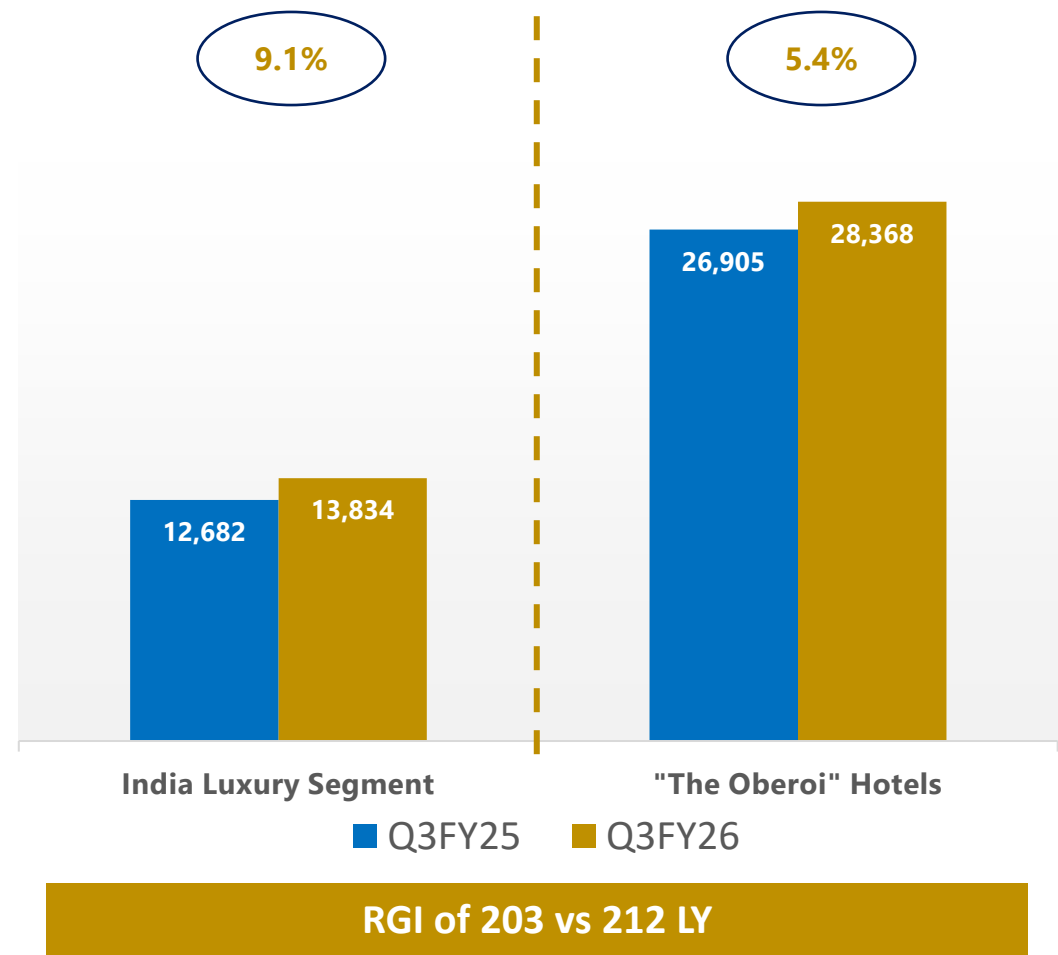
Dataset: All Domestic Hotels managed by EIH with STR

Note: MPI, ARI and RGI is basis the current Compset and has changed as reported earlier due to change in Compset

RevPAR Y-o-Y growth by Hotel Positioning – “The Oberoi”

Figures in INR

All Domestic Hotels including Managed



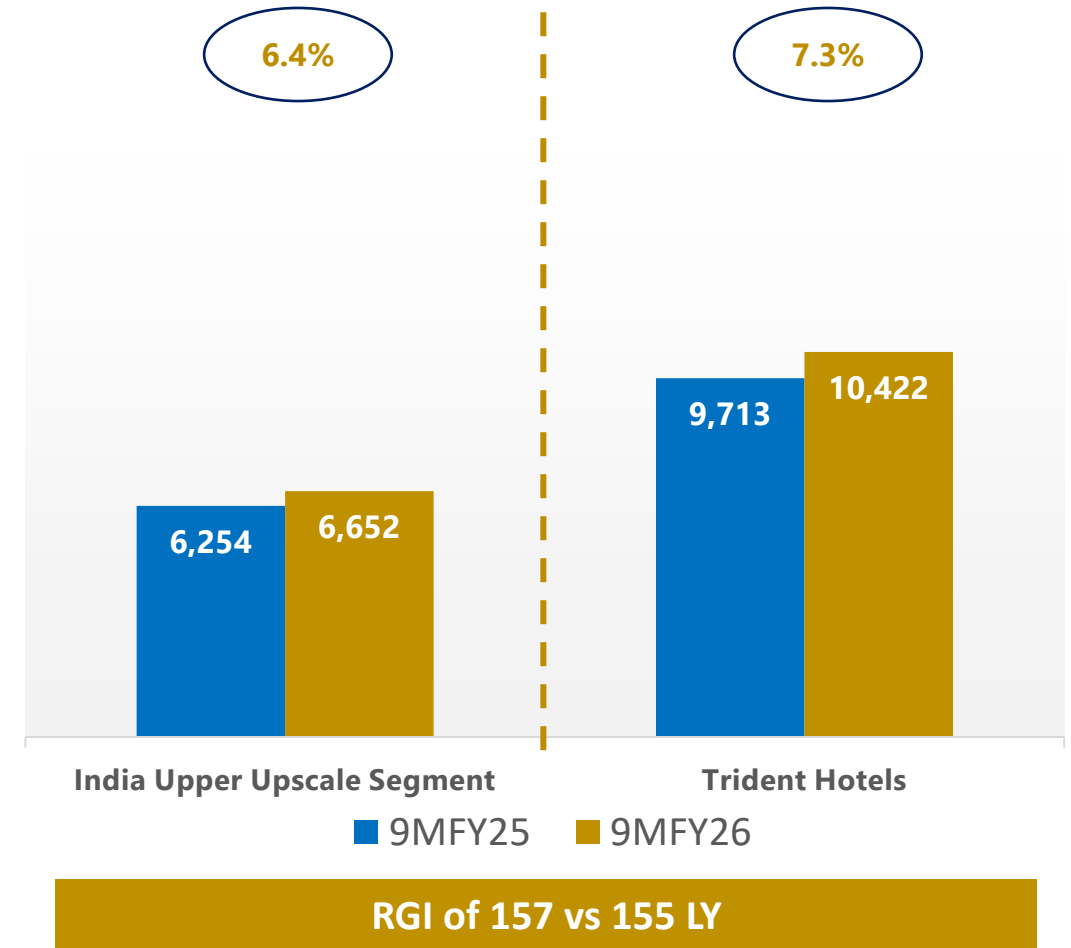
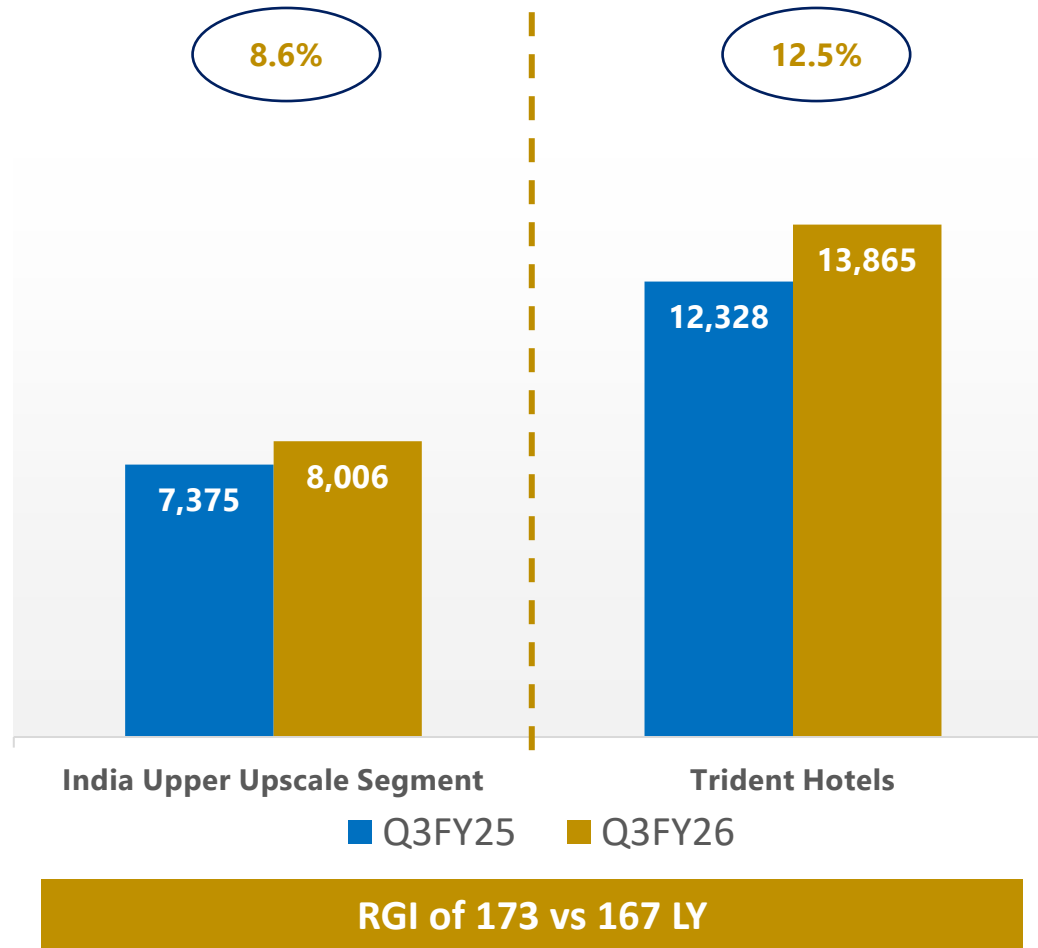
Source: CoStar

Note: Change in RevPAR is inclusive of hotels opened & closed during the respective periods

RevPAR Y-o-Y growth by Hotel Positioning – “Trident”

Figures in INR

All Domestic Hotels including Managed



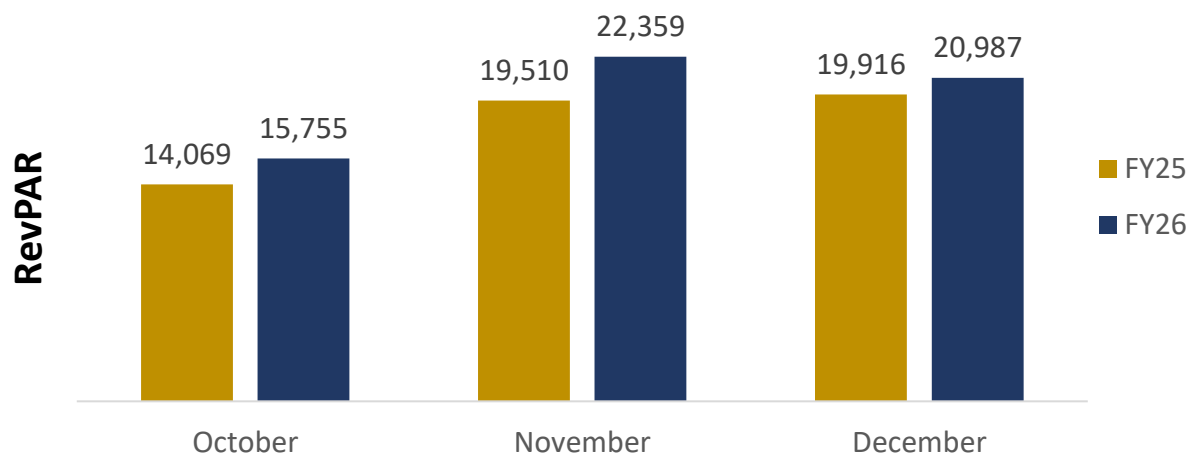
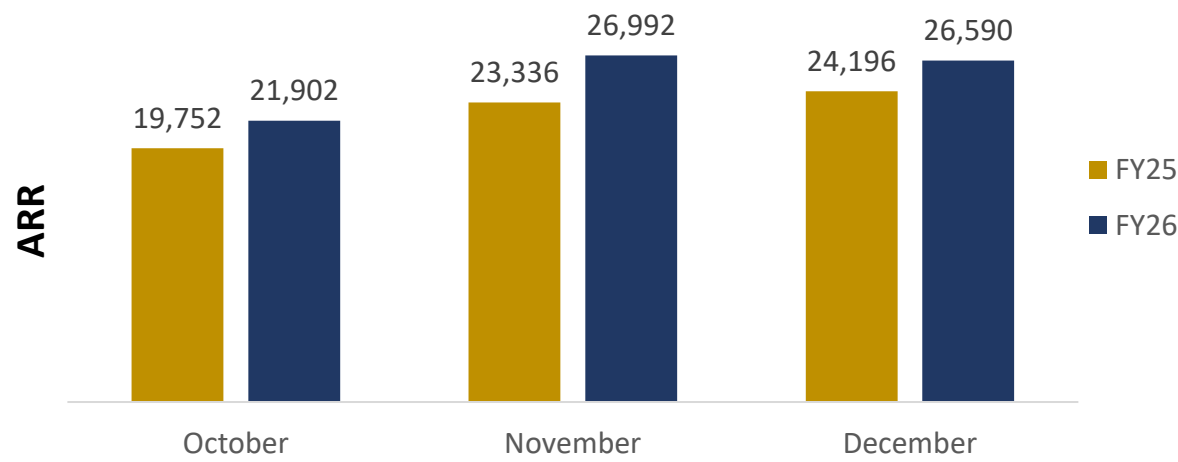
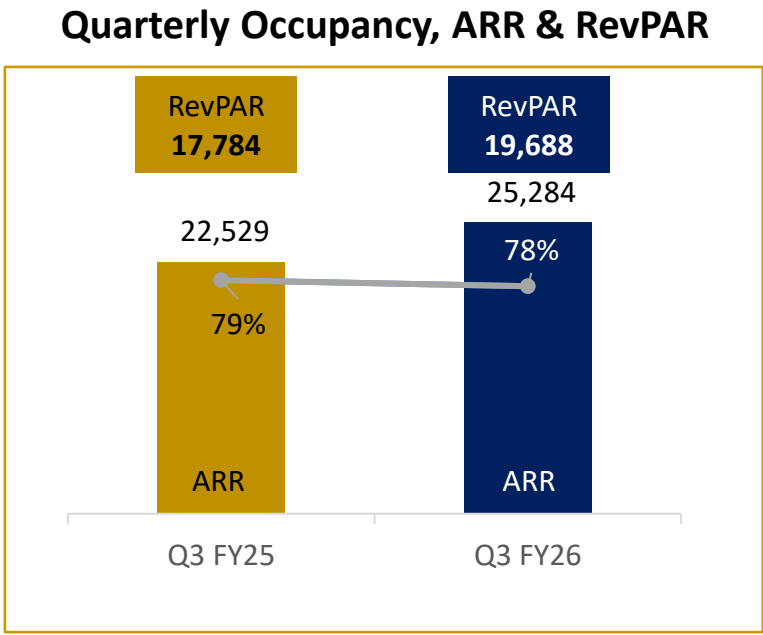
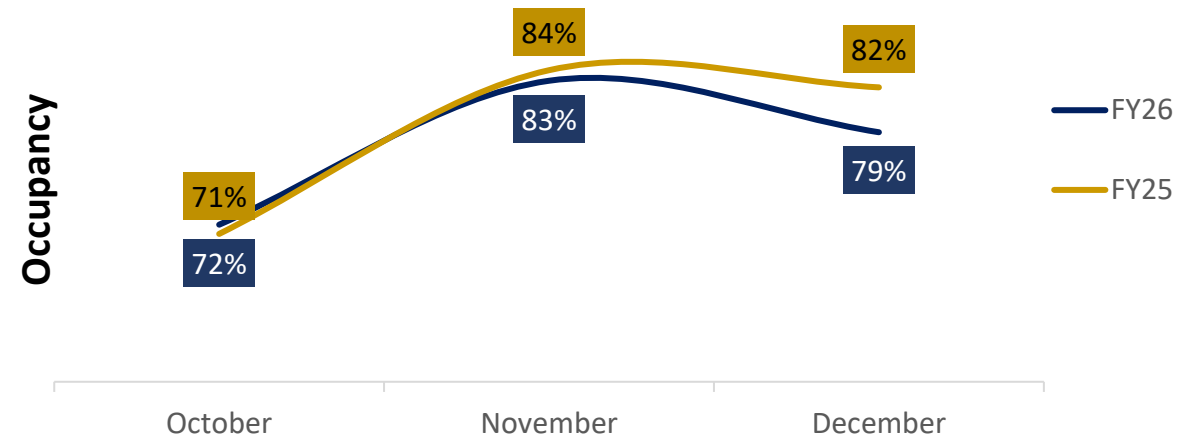
Source: CoStar

Note: Change in RevPAR is inclusive of hotels opened & closed during the respective periods

Q3 ARR/Occupancy trends by month

All Domestic Hotels including managed

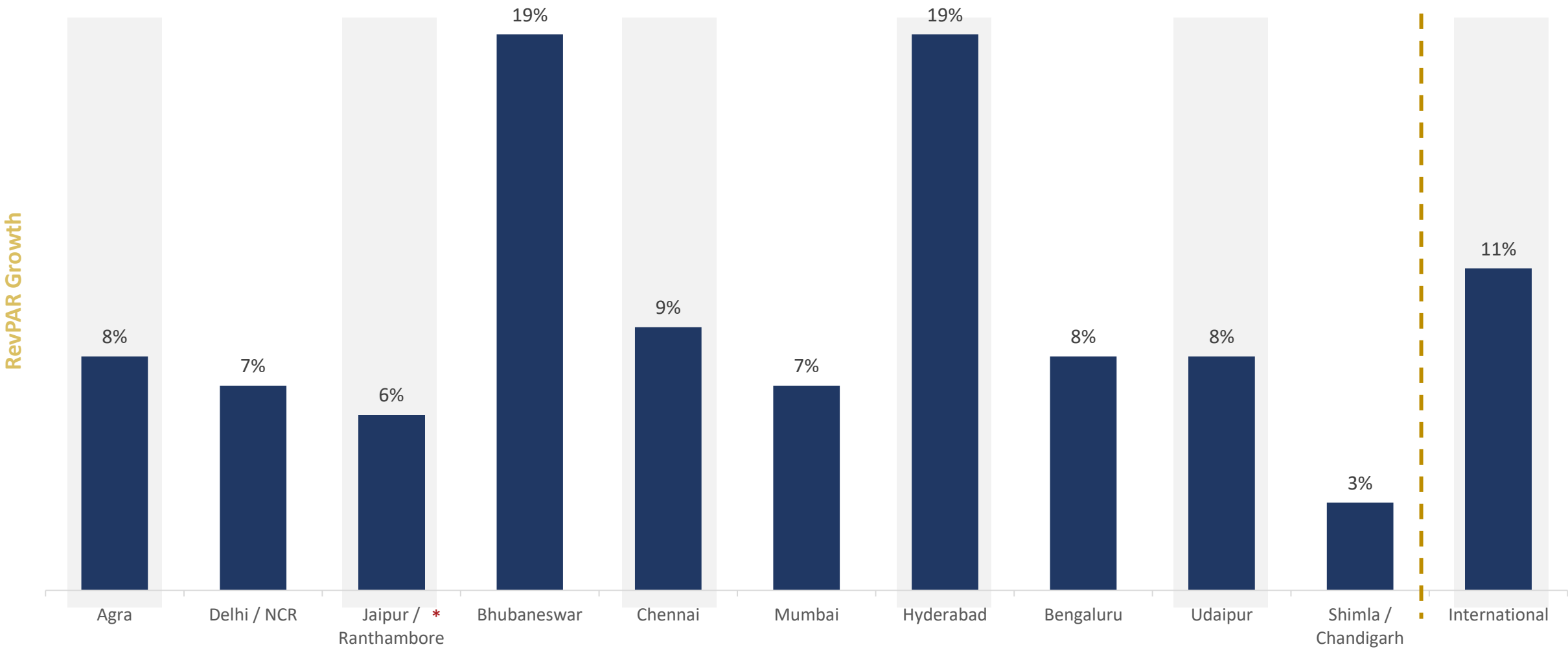
Figures in INR



Note: Change in operating numbers is impacted due to opening of The Oberoi Rajgarh & The Oberoi Vindhyavilas and closure of The Oberoi Grand, Trident Jaipur & Trident Cochin

Q3 RevPAR Y-o-Y growth by City

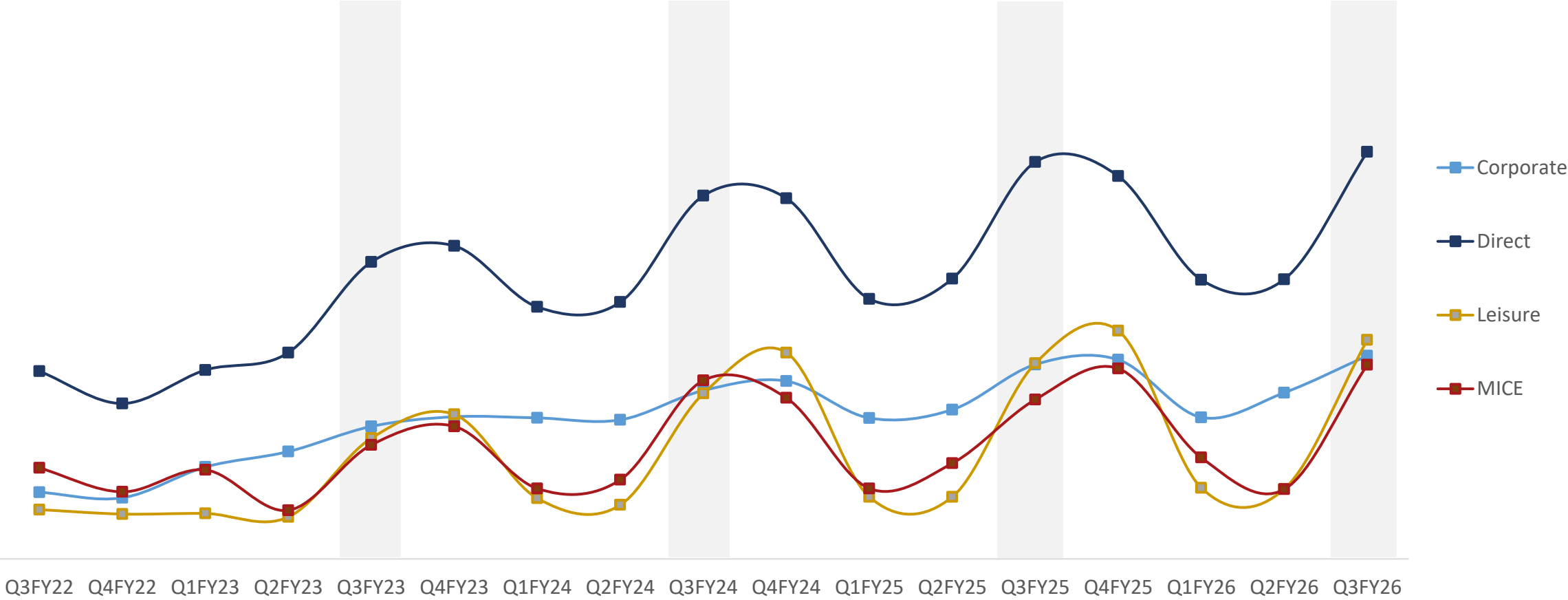
All Domestic Hotels including Managed



* Excluding Trident Jaipur since it is closed for renovation

Room Revenue Trends

All Domestic Hotels including Managed



Financials

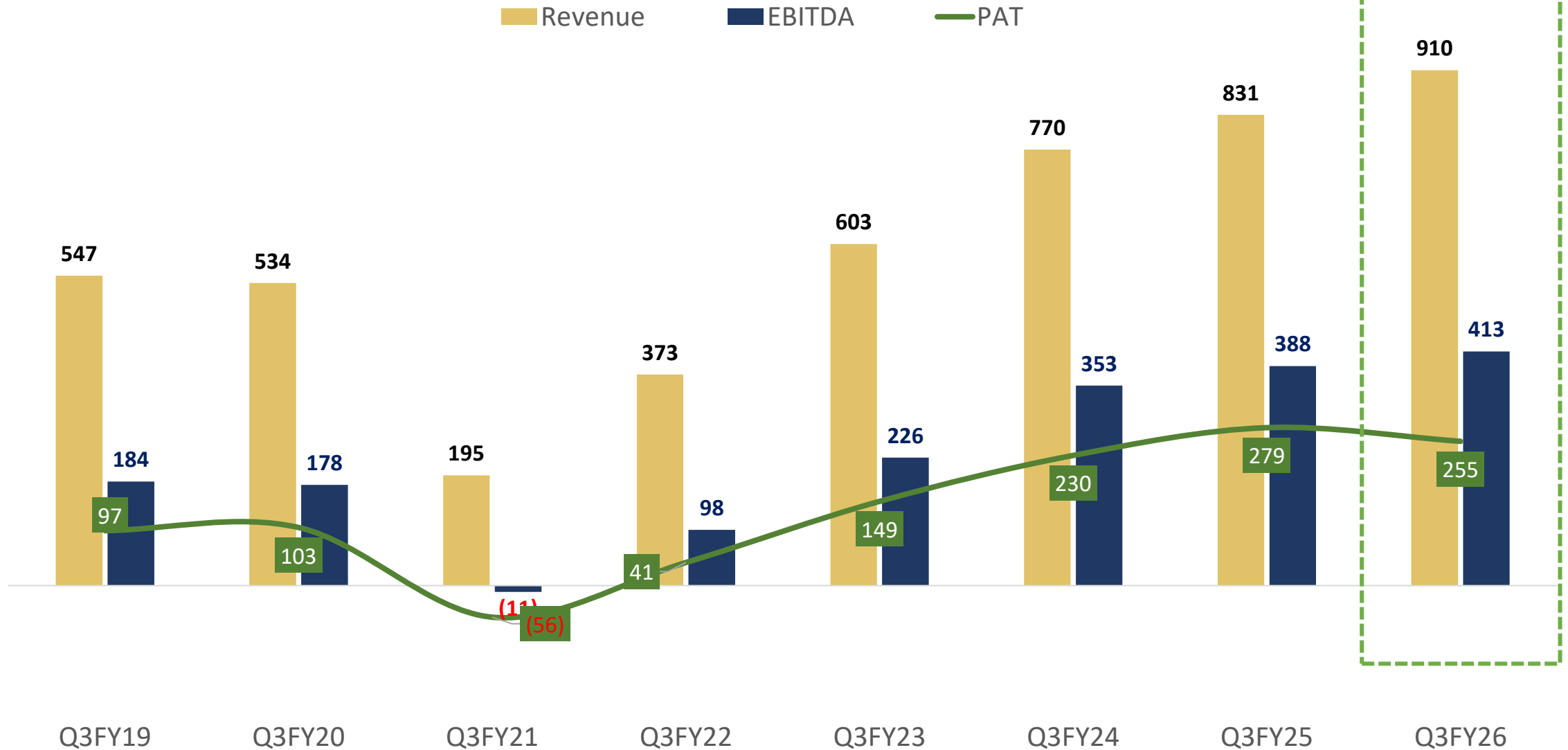


Financial Performance – Q3 FY26

Standalone and Consolidated

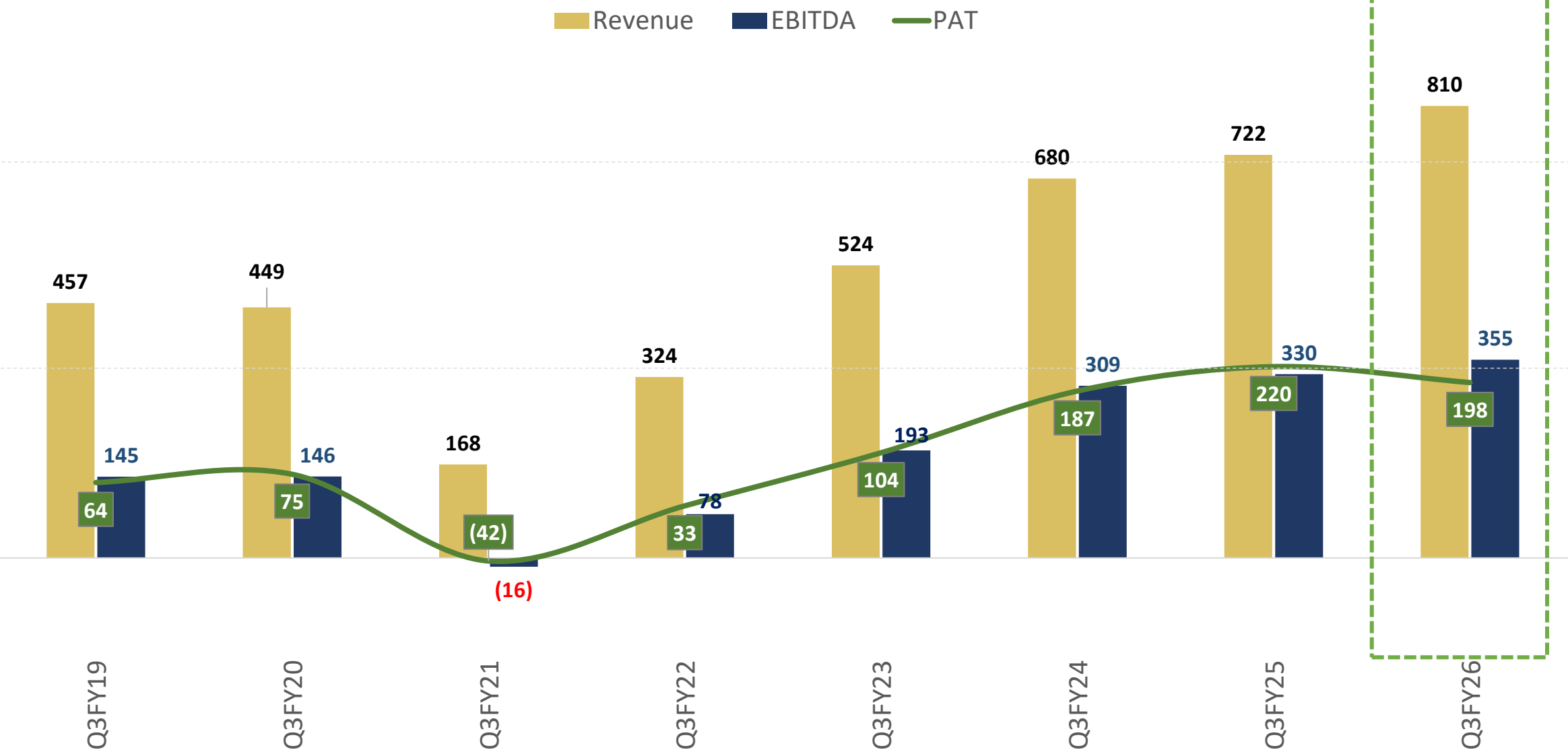
Q3 Consolidated Performance

Figures in INR Cr



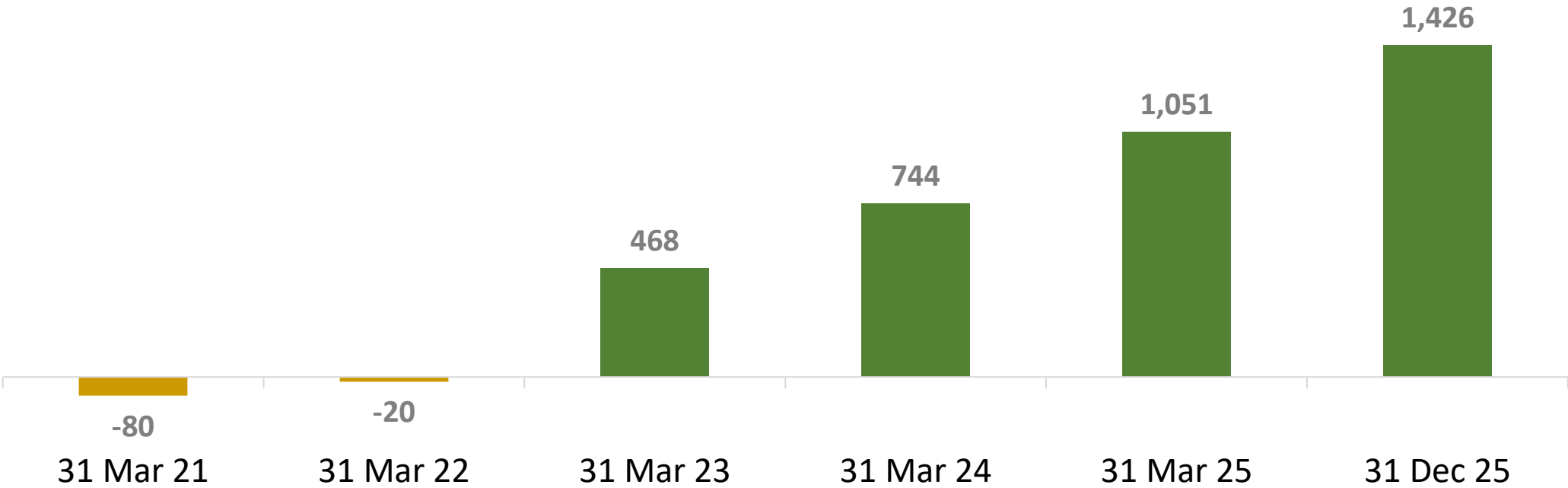
Q3 Standalone performance

Figures in INR Cr



Funds Position - Consolidated

Healthy liquidity to enable long-term growth plans








Financial Statements

Q3 FY26




Performance Highlights (Consolidated)

Figures in INR Cr

| Consolidated P&L | | QTR 3 | | |
|-----------------------------------------------------------|--|--------------|--------------|-------------------------------------------------------------------------------------------------|
| | | FY26 | FY25 | |
| Revenue from Operations | | 872.9 | 800.2 | |
| Other Income | | 37.1 | 31.0 | |
| TOTAL REVENUE (A) | | 910.0 | 831.2 |  9% |
| Consumption | | 78.8 | 68.3 | |
| Employee Benefits | | 154.8 | 139.9 | |
| Administrative & Other Expenses | | 263.0 | 235.2 | |
| TOTAL EXPENDITURE (B) | | 496.6 | 443.4 | |
| EBITDA = (A) – (B) | | 413.4 | 387.8 |  7% |
| Less: Depreciation & Amortization | | 36.6 | 34.2 | |
| EBIT | | 376.8 | 353.6 | |
| Less: Finance Costs | | 5.6 | 6.0 | |
| Add: Share of net profit of associates and joint ventures | | 18.6 | 18.7 | |
| Add/(less): Exceptional Items | | (30.0) | (2.1) | |
| Less: Tax Expense | | 105.0 | 85.4 | |
| Profit / (Loss) for the period from operations | | 254.8 | 278.8 |  9% |
| Other Comprehensive Income / Loss (net of tax) | | 12.4 | (2.8) | |
| Total Comprehensive Income / Loss (net of tax) | | 267.2 | 276.0 | |

Performance Highlights (Consolidated)

Figures in INR Cr

| Consolidated P&L | | 9M | | |
|-----------------------------------------------------------|--|----------------|----------------|--------------------------------------------------------------------------------------------------|
| | | FY26 | FY25 | |
| Revenue from Operations | | 2,044.4 | 1,915.7 | |
| Other Income | | 107.4 | 97.8 | |
| TOTAL REVENUE (A) | | 2,151.8 | 2,013.7 |  7% |
| Consumption | | 200.0 | 178.9 | |
| Employee Benefits | | 440.4 | 401.8 | |
| Administrative & Other Expenses | | 714.3 | 668.8 | |
| TOTAL EXPENDITURE (B) | | 1,354.7 | 1,249.5 | |
| EBITDA = (A) – (B) | | 797.1 | 764.2 |  4% |
| Less: Depreciation & Amortization | | 104.6 | 101.5 | |
| EBIT | | 692.6 | 662.7 | |
| Less: Finance Costs | | 17.0 | 15.5 | |
| Add: Share of net profit of associates and joint ventures | | 36.8 | 32.0 | |
| Add/(less): Exceptional Items | | (132.0) | (6.2) | |
| Less: Tax Expense | | 172.2 | 164.7 | |
| Profit / (Loss) for the period from operations | | 408.2 | 508.3 |  20% |
| Other Comprehensive Income / Loss (net of tax) | | 52.7 | 2.0 | |
| Total Comprehensive Income / Loss (net of tax) | | 460.9 | 510.3 | |

Awards & Accolades

Telegraph Travel Awards, UK 2025

- Oberoi Hotels & Resorts voted as the 'Best Hotel Group'
- The Oberoi Luxury Nile Cruisers voted as the 'Best River Cruise Line'

The Times Travel Awards, UK, 2025

- Oberoi Hotels & Resorts ranked #2 among the Best Luxury Hotel Groups

Travel + Leisure, USA World's Best Awards 2025

- Oberoi Hotels & Resorts Ranked #2 among the Best Hotel Brands in the World (Hall of Fame Honouree)
- The Oberoi Luxury Nile Cruisers voted #1 River Cruise Line in the World
- Four Oberoi Hotels & Resorts ranked among the Top 5 Best Resorts in India
 - #1 – The Oberoi Amarvilas, Agra (Hall of Fame Honouree)
 - #2 – The Oberoi Rajvilas, Jaipur
 - #3 – The Oberoi Vanyavilas, Ranthambhore
 - #4 – The Oberoi Udaivilas, Udaipur

Conde Nast Traveller, Global 2026

- The Oberoi, Mumbai featured on The Global List

Conde Nast Traveler, Global 2025

- The Oberoi Vindhyavilas Wildlife Resort, Bandhavgarh, Madhya Pradesh featured on The Global Hot List : Best New Hotels in the World

Travel + Leisure, India's Best Awards 2025

- Editor's Choice for Best Leisure Resort- The Oberoi Udaivilas, Udaipur
- Editor's Choice for Best Hotel for Weddings – The Oberoi Sukhvilas Resort & Spa, New Chandigarh
- Editor's Choice for Best Hotel for Service Excellence (For four consecutive years)- Oberoi Hotels & Resorts
- Editor's Choice for Best Five Star Hotel Group In India (For four consecutive years)- Trident Hotels, India
- Editor's Choice for Best City Hotel- Trident, Gurgaon
- Editor's Choice for Best International Leisure Hotel (For two consecutive years)- The Oberoi, Marrakech

Awards & Accolades

Michelin Key Hotels Guide – Inaugural Edition, 2025

Two Keys

- The Oberoi, Marrakech
- The Oberoi Beach Resort, Mauritius
- The Oberoi Udaivilas, Udaipur
- The Oberoi Amarvilas, Agra

One Key

- The Oberoi Rajvilas, Jaipur
- The Oberoi Vanyavilas Wildlife Resort, Ranthambhore
- The Oberoi, Gurgaon

Time Magazine, US, 2025

- The Oberoi Vindhyavilas Wildlife Resort, Bandhavgarh featured on the list of World's Greatest Places of 2025

Luxury Travel Intelligence (LTI), UK, 2025

- The Oberoi Rajgarh Palace, Khajuraho, featured amongst the World's Best New Luxury Hotels of 2025

Tatler Asia, 2025

- The Oberoi Udaivilas, Udaipur featured amongst The Best 100 Hotels in Asia (for two consecutive years)

Condé Nast Traveller, India Readers' Travel Awards, 2025

- Favourite Indian Leisure Hotel
Winner -The Oberoi Udaivilas, Udaipur (for three consecutive years)
- Favourite Hotel For Design
Winner -The Oberoi Udaivilas, Udaipur
- Favourite Indian Business Hotel
Runner –up-The Oberoi, Mumbai
- Favourite Restaurant In An Indian Hotel
Winner-Baoshuan, The Oberoi, New Delhi
- Favourite Indian Hotel For Service
Winner-The Oberoi, New Delhi

Travel & Leisure, USA, 2026

- The Oberoi Rajgarh Palace, Khajuraho, featured in the 50 Best Places to Travel



Expansion Plans

Upcoming Projects

Hotels Development Pipeline

30 Properties | 2,448 Keys

| Brand | Name | No. of Keys | Owned/Managed | Domicile | Expected Year of Opening |
|---------|----------------------------------|-------------|---------------|---------------|--------------------------|
| Oberoï | The Oberoi Dahabiya 1 | 7 | Managed | International | 2026 |
| Oberoï | The Oberoi Dahabiya 2 | 7 | Managed | International | 2026 |
| Oberoï | The Oberoi Diriyah & Residences | 60 | Managed | International | 2026 |
| Trident | Trident Visakhapatnam | 150 | Owned | Domestic | 2027 |
| Oberoï | The Oberoi Goa, Bogmallo | 20 | Managed | Domestic | 2027 |
| Oberoï | The Oberoi Nile Cruiser | 25 | Managed | International | 2027 |
| Oberoï | The Oberoi Goa, Cavelossim | 90 | Owned | Domestic | 2028 |
| Oberoï | The Oberoi Gandikota | 20 | Owned | Domestic | 2028 |
| Oberoï | The Oberoi Bardia | 18 | Managed | International | 2028 |
| Oberoï | The Oberoi London | 21 | Owned | International | 2028 |
| Oberoï | The Oberoi Jawai | 15 | Managed | Domestic | 2028 |
| Oberoï | The Oberoi Clarkes | 39 | Managed | Domestic | 2028 |
| Trident | Trident Tirupati | 124 | Owned | Domestic | 2029 |
| Oberoï | The Oberoi Kathmandu | 60 | Managed | International | 2029 |
| Oberoï | The Oberoi Hyderabad | 220 | Managed | Domestic | 2029 |
| Trident | Trident Goa | 170 | Managed | Domestic | 2029 |
| Trident | Trident Nandi Hills | 150 | Managed | Domestic | 2029 |
| Oberoï | The Oberoi Gir | 20 | Managed | Domestic | 2029 |
| Oberoï | The Oberoi Kabini | 60 | Managed | Domestic | 2029 |
| Oberoï | The Oberoi Hampi | 60 | Managed | Domestic | 2029 |
| Trident | Trident Dehradun | 130 | Managed | Domestic | 2029 |
| Oberoï | Oberoï Hebbal (#) | 120 | Owned | Domestic | 2030 |
| Trident | Trident Hebbal (#) | 300 | Owned | Domestic | 2030 |
| Oberoï | The Oberoi Rishikesh | 80 | Managed | Domestic | 2030 |
| Trident | Trident Rishikesh | 120 | Managed | Domestic | 2030 |
| Oberoï | The Oberoi Coorg | 100 | Managed | Domestic | 2030 |
| Oberoï | The Oberoi Cairo | 147 | Managed | International | 2030 |
| Oberoï | The Oberoi Makaibari, Darjeeling | 25 | Managed | Domestic | 2030 |
| Oberoï | Nature by The Oberoi Diriyah | 60 | Managed | International | TBD |
| Oberoï | The Oberoi Paro | 30 | Managed | International | TBD |

Total

'The Oberoi' Hotels | 20

'Trident' Hotels | 7

Luxury Boats and Nile Cruiser | 3

Domestic | 20

International | 10

Owned* | 7

Managed | 23

Mixed-use development will include commercial, retail and F&B space of approximately 7.63 lakhs sq. ft.

*Owned hotels include through Joint Ventures and Associate Companies

The Oberoi Rajgarh Palace

Opened on 16th November 2025





Business Footprint

Period ended 31st December 2025

Widespread presence across attractive destinations

National presence



1. Wildflower Hall, An Oberoi Resort, Shimla | **85**
2. The Oberoi Cecil, Shimla | **75**
3. The Oberoi Sukhvilās Spa Resort, New Chandigarh | **60**
4. The Oberoi, Gurgaon | **202**
5. The Oberoi, New Delhi | **220**
6. The Oberoi Amarvilās, Agra | **102**
7. The Oberoi Rajvilās, Jaipur | **71**
8. The Oberoi Vanyavilās, Wildlife Resort, Ranthambhore | **28**
9. The Oberoi Udaivilās, Udaipur | **89**
10. The Oberoi Grand, Kolkata | **209** (under renovation)
11. The Oberoi, Mumbai | **237**
12. The Oberoi, Bengaluru | **160**
13. The Oberoi Vindhyavilas, Bandavgarh | **21**
14. The Oberoi Rajgarh Palace | **65**



TRIDENT
HOTELS

1. Trident, Gurgaon | **136**
2. Trident, Agra | **135**
3. Trident, Jaipur | **132** (under renovation)
4. Trident, Udaipur | **142**
5. Trident, Bandra Kurla, Mumbai | **439**
6. Trident, Nariman Point, Mumbai | **586**
7. Trident, Bhubaneshwar | **62**
8. Trident, Hyderabad | **323**
9. Trident, Chennai | **167**



- Maidens Hotel, New Delhi | **55**

International presence



1. The Oberoi, Marrakech | **84**
2. The Oberoi Zahra, Luxury Nile Cruiser | **27**
3. The Oberoi Beach Resort, Sahl Hasheesh, Egypt | **102**
4. The Oberoi Beach Resort, Mauritius | **71**
5. The Oberoi Beach Resort, Bali | **74**
6. The Oberoi Beach Resort, Lombok | **50**

408

Total keys - International

3,801

Total keys in India

Disclaimer

This presentation has been prepared by EIH Limited ("EIH") for informational purposes only. The information contained herein is based on sources believed to be reliable, but EIH makes no representation or warranty, express or implied, as to its accuracy, completeness, or fairness.

This document contains forward-looking statements regarding EIH's future business prospects and performance. These statements are subject to various risks and uncertainties beyond the Company's control, including but not limited to market conditions, economic developments, regulatory changes, competitive pressures, and operational challenges. Actual results may differ materially from those expressed or implied.

EIH assumes no obligation to update any forward-looking statements, whether due to new information, future events, or otherwise.

The Company may make additional forward-looking statements in reports to shareholders or through other communications. Any media reporting or commentary on this presentation must receive prior authorization from EIH's designated representatives. The Company accepts no responsibility for unauthorized interpretations or third-party reports.

This presentation does not constitute an offer to sell or a solicitation to buy any securities of EIH.

THANK YOU

