

**November 17, 2025**

**BSE Limited**

25<sup>th</sup> Floor, P J Towers,  
Dalal Street, Fort,  
Mumbai - 400 001  
Scrip Code: 531637

Dear Sirs,

**Sub. : Investor Presentation on the Unaudited Financial Results (Consolidated and Standalone) for the quarter and half year ended September 30, 2025**

Pursuant to Regulation 30 of the Securities and Exchange Board of India (Listing Obligations and Disclosure Requirements) Regulations, 2015, please find enclosed Investor Presentation on Unaudited Financial Results (Standalone and Consolidated) of the Company for the quarter and half year ended September 30, 2025.

This is for your information and dissemination on your website.

Thanking You,

Yours Faithfully,  
**For Praveg Limited**

**Mukesh Chaudhary**  
*Company Secretary &  
Compliance Officer*

Encl. : As Above

**PRAVEG LIMITED**

Regd. Office: 18th Floor, Westport, Opp. Montecristo Banquet, Sindhu Bhawan Road, Thaltej, Ahmedabad-380058  
CIN: L24231GJ1995PLC024809 | Phone: +91 79 2749 6737, 4924 2533 | info@praveg.com | www.dizcoverpraveg.com

# PRAVEG

Accelerating ideas

## PRAVEG LIMITED

Q2 FY26 Investor Presentation



This presentation and the accompanying slides (the Presentation), which have been prepared by **Praveg Limited (Praveg, The Company)** solely for information purposes and do not constitute any offer, recommendation or invitation to purchase or subscribe for any securities, and shall not form the basis or be relied on in connection with any contract or binding commitment what so ever. No offering of securities of the Company will be made except by means of a statutory offering document containing detailed information about the Company.

This Presentation has been prepared by the Company based on information and data which the Company considers reliable, but the Company makes no representation or warranty, express or implied, whatsoever, and no reliance shall be placed on, the truth, accuracy, completeness, fairness and reasonableness of the contents of this Presentation. This Presentation may not be all inclusive and may not contain all of the information that you may consider material. Any liability in respect of the contents of, or any omission from, this Presentation is expressly excluded.

Certain matters discussed in this Presentation may contain statements regarding the Company's market opportunity and business prospects that are individually and collectively forward-looking statements. Such forward-looking statements are not guarantee of future performance and are subject to known and unknown risks, uncertainties and assumptions that are difficult to predict.

These risks and uncertainties include, but are not limited to, the performance of the Indian economy and of the economies of various international markets, the performance of the industry in India and world-wide, competition, the company's ability to successfully implement its strategy, the Company's future levels of growth and expansion, technological implementation, changes and advancements, changes in revenue, income or cash flows, the Company's market preferences and its exposure to market risks, as well as other risks.

The Company's actual results, levels of activity, performance or achievements could differ materially and adversely from results expressed in or implied by this Presentation. The Company assumes no obligation to update any forward-looking information contained in this Presentation. Any forward-looking statements and projections made by third parties included in this Presentation are not adopted by the Company and the Company is not responsible for such third-party statements and projections.



# Praveg's Limited Q2 & H1 FY25 Financial & Operational Highlights





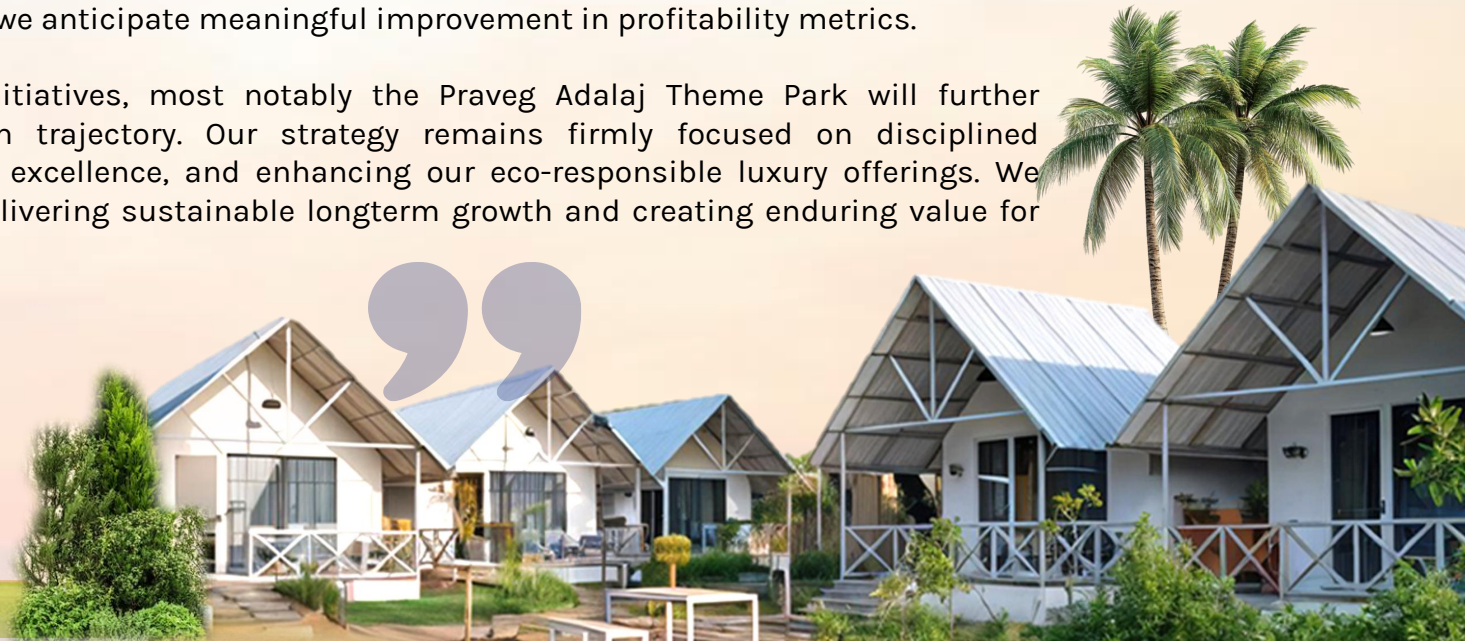


**Dr. Vishnukumar Patel**  
(Chairman)

“H1 FY26 has demonstrated strong top-line momentum, with consolidated total income growing 28.94% to ₹77.71 crore, driven by the continued expansion of our hospitality portfolio and consistent performance in our events and advertising businesses. While margins were impacted due to higher operating costs at newly launched properties and four seasonal properties that remained closed during Q2 FY26 and initial ramp-up expenses related to recent expansions; these effects are temporary and inherent to the scale-up phase of new destinations. In addition, profitability was affected by the fixed lease commitments payable to the Government under the PPP model for our resorts, which continue even during periods of lower occupancy in non-season months and for seasonal properties that remained closed during Q2 FY26.

With a portfolio of over 825 rooms across 17 operational resorts along with one five-star hotel, we are well positioned for sustained operational leverage. As occupancy levels mature and efficiencies normalize, we anticipate meaningful improvement in profitability metrics.

The launch of new initiatives, most notably the Praveg Adalaj Theme Park will further strengthen our growth trajectory. Our strategy remains firmly focused on disciplined expansion, operational excellence, and enhancing our eco-responsible luxury offerings. We remain confident in delivering sustainable longterm growth and creating enduring value for all stakeholders.”



# Q2 FY26 Financial Performance

In ₹ Cr

Particulars	Consolidated		Standalone	
	Q2 FY25	Q2 FY26	Q2 FY25	Q2 FY26
Net Sales	31.44	37.50	23.69	26.29
Other Income	4.14	0.34	4.11	0.38
<b>Total Income</b>	<b>35.58</b>	<b>37.84</b>	<b>27.81</b>	<b>26.67</b>
Expenses				
Event & Site Expenses	16.09	18.55	11.79	14.19
Employee Benefit Expenses	5.72	7.74	5.03	6.78
Other Expenses	3.18	7.60	2.33	5.27
Total Expenditure	25.00	33.89	19.14	26.25
<b>EBIDTA</b>	<b>10.58</b>	<b>3.96</b>	<b>8.66</b>	<b>0.41</b>
<b>EBIDTA(%)</b>	<b>29.75%</b>	<b>10.45%</b>	<b>31.15%</b>	<b>1.56%</b>
Interest	1.90	2.68	1.57	2.39
Depreciation	6.37	10.18	5.19	8.16
<b>PBT</b>	<b>2.31</b>	<b>-8.91</b>	<b>1.91</b>	<b>-10.13</b>
TAX Expense	0.91	0.31	0.48	0.00
<b>PAT</b>	<b>1.40</b>	<b>-9.22</b>	<b>1.43</b>	<b>-10.13</b>
Minority Interest	-0.01	0.45	0.00	0.00
<b>Reported Net Profit</b>	<b>1.41</b>	<b>-9.67</b>	<b>1.43</b>	<b>-10.13</b>
Other Comprehensive Income	0.00	0.00	0.00	0.00
<b>Total Comprehensive Income</b>	<b>1.40</b>	<b>-9.22</b>	<b>1.43</b>	<b>-10.13</b>
<b>NPM(%)</b>	<b>3.98%</b>	<b>-25.55%</b>	<b>5.14%</b>	<b>-38.00%</b>
Diluted EPS (₹)	0.55	-3.58	0.56	-3.75



# H1 FY26 Financial Performance

In ₹ Cr

Particulars	Consolidated		Standalone	
	H1 FY25	H1 FY26	H1 FY25	H1 FY26
Net Sales	54.84	76.89	47.09	55.56
Other Income	5.43	0.81	5.40	0.99
<b>Total Income</b>	<b>60.26</b>	<b>77.71</b>	<b>52.49</b>	<b>56.55</b>
Expenses				
Event & Site Expenses	26.41	40.85	22.08	31.52
Employee Benefit Expenses	10.38	15.15	9.70	13.34
Other Expenses	14.47	11.53	4.43	7.97
Total Expenditure	51.27	67.54	36.21	52.83
<b>EBIDTA</b>	<b>9.00</b>	<b>10.17</b>	<b>16.29</b>	<b>3.72</b>
<b>EBIDTA(%)</b>	<b>14.93%</b>	<b>13.09%</b>	<b>31.02%</b>	<b>6.57%</b>
Interest	3.54	4.91	3.21	4.44
Depreciation	11.33	19.61	10.15	15.98
<b>PBT</b>	<b>-5.87</b>	<b>-14.35</b>	<b>2.93</b>	<b>-16.71</b>
TAX Expense	1.17	0.62	0.74	0.00
<b>PAT</b>	<b>-7.04</b>	<b>-14.97</b>	<b>2.19</b>	<b>-16.71</b>
Minority Interest	-0.01	0.85	0.00	0.00
<b>Reported Net Profit</b>	<b>-7.03</b>	<b>-15.81</b>	<b>2.19</b>	<b>-16.71</b>
Other Comprehensive Income	-0.01	0.00	0.00	0.00
<b>Total Comprehensive Income</b>	<b>-7.03</b>	<b>-14.97</b>	<b>2.19</b>	<b>-16.71</b>
<b>NPM(%)</b>	<b>-11.66%</b>	<b>-20.35%</b>	<b>4.17%</b>	<b>-29.54%</b>
Diluted EPS (₹)	0.85	-5.85	0.86	-6.18

## Q2 FY26 Standalone Financial Performance After ROU

In ₹ Cr

Particulars	Q2 FY25	Q2 FY26	H1 FY25	H1 FY26
Net Sales	23.69	26.29	47.09	55.56
Other Income	4.11	0.38	5.40	0.99
<b>Total Income</b>	<b>27.81</b>	<b>26.67</b>	<b>52.49</b>	<b>56.55</b>
Expenses				
Event & Site Expenses	11.79	14.19	22.08	31.52
Employee Benefit Expenses	5.03	6.78	9.70	13.34
Other Expenses	4.20	6.24	8.18	11.13
Total Expenditure	21.02	27.22	39.96	55.99
<b>EBIDTA</b>	<b>6.79</b>	<b>-0.55</b>	<b>12.54</b>	<b>0.56</b>
<b>EBIDTA(%)</b>	<b>24.41%</b>	<b>-2.08%</b>	<b>23.88%</b>	<b>0.99%</b>
Interest	0.04	0.93	0.15	1.49
Depreciation	3.62	6.47	7.02	12.60
<b>PBT</b>	<b>3.13</b>	<b>-7.95</b>	<b>5.37</b>	<b>-13.53</b>
TAX Expense	0.48	0.00	0.74	0.00
<b>PAT</b>	<b>2.65</b>	<b>-7.95</b>	<b>4.63</b>	<b>-13.53</b>
Minority Interest	0.00	0.00	0.00	0.00
<b>Reported Net Profit</b>	<b>2.65</b>	<b>-7.95</b>	<b>4.63</b>	<b>-13.53</b>
Other Comprehensive Income	0.00	0.00	0.00	0.00
<b>Total Comprehensive Income</b>	<b>1.42</b>	<b>-7.95</b>	<b>2.19</b>	<b>-13.53</b>
<b>NPM(%)</b>	<b>9.51%</b>	<b>-29.80%</b>	<b>8.83%</b>	<b>-23.93%</b>
Diluted EPS (₹)	0.56	-3.75	0.86	-6.18



## Operational Highlights Q2 FY26

Praveg continues to deliver milestone projects, adding new destinations, event venues, and government collaborations that strengthen its growth momentum.





# Praveg Adalaj Theme Park – A Landmark Destination For Premium Events



An iconic destination redefining Gujarat's event landscape, where tradition, culture, and celebration come alive under one roof.

Strategically located on the Ahmedabad-Gandhinagar Highway, Praveg Adalaj Theme Park is a first-of-its-kind destination seamlessly blending Gujarat's timeless architecture with state-of-the-art event infrastructure. Developed under a 30-year PPP model with TCGL, the property draws design inspiration from the iconic Adalaj Stepwell and stands as a landmark for cultural, social, and corporate gatherings.

## Unique Value Proposition

- Museum of Heritage & Culture showcasing Gujarat's art and legacy
- 1,350 sq m amphitheatre "Jal Tarang" for live performances and conferences
- Signature venue "The Vaav" for cultural shows, exhibitions & photo shoots
- 4,500 sq m open garden and 1,924 sq m dining area for grand ceremonies
- Dedicated 5,000 sq m parking zone and premium guest facilities



Since  
**September  
2025**



Spread Across  
**23,000 sq m**

## Venues & Spaces



Amphitheatre



Dining Area



Ceremony Zone



Open Garden





# World Lion Day 2025 – Celebrating The Pride Of Gujarat

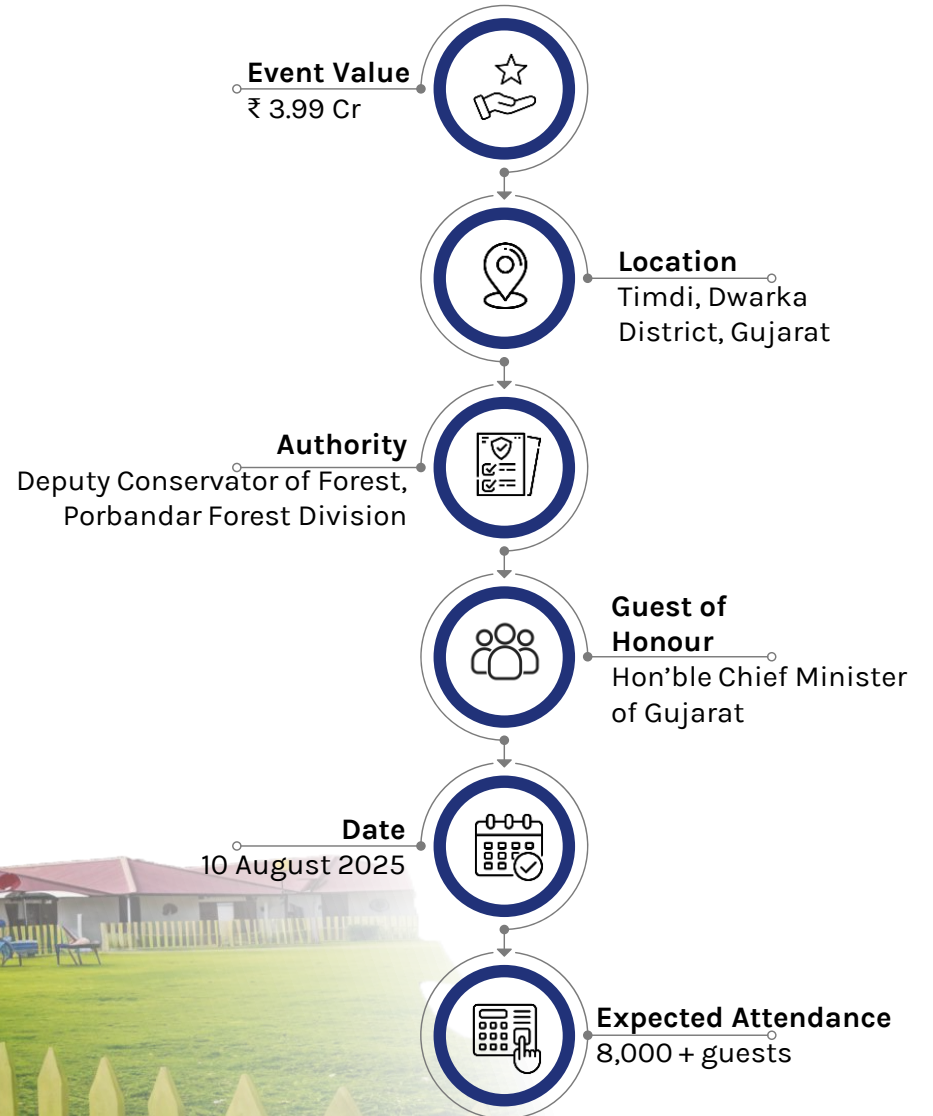
Praveg Limited has been awarded a prestigious contract to manage the **World Lion Day 2025** celebrations – a flagship government event dedicated to wildlife conservation and the protection of the Asiatic Lion. The event underscores Gujarat’s global recognition as the natural home of this majestic species and its deep cultural association with eco-conservation.

## Scope of Work

- Design and setup of venue infrastructure including domes, lounges, and seating
- VIP & VVIP hospitality arrangements with lounges, dining, and amenities
- Comprehensive audio-visual systems, live streaming, and branding across venue
- Event logistics, security installations, catering, and guest management

## Key Highlights

- High-profile state-level event attended by senior dignitaries and public audiences
- Demonstrates Praveg’s leadership in executing large-scale, protocol-sensitive projects
- Reinforces company’s long-standing partnership with government bodies in Gujarat



# From Event Expertise To Experiential Escapes The Evolution Of Praveg

---

Transitioning From Events To Experiential Tourism, Backed By  
Infrastructure Capabilities And Creative Design Thinking.






# Praveg At A Glance

Praveg is a pioneer in eco-responsible luxury hospitality. The Company's resorts are located in areas of significance from a cultural and heritage point of view and places of exotic and natural beauty. The company's luxury tents allow access to locations, where no traditional construction is possible, which allows tourism to flourish while ensuring the preservation of delicate local ecosystems. Due to the premium quality of the company's tents and the high-end experience, the resorts enjoy very high occupancy, strong pre-sales at luxury hotel rates and a high return on capital due to the non-permanent structure of the resort.

Praveg is also a strong player in events due to its roots in event management and expertise in creating large, non-permanent, world-class structures in very short periods of time. The Events division has recently diversified into Weddings and Banquets hotels.





# Key Facts & Figures



**20+**  
Years of Experience



**150+**  
Client Base



Presence Across  
**2 Union Territories &  
3 States**



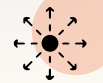
Managing  
**17 Resorts**



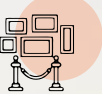
**5 Star**  
Category Hotel



**827+**  
Rooms



Spread Across  
**4.87 Lakh Sqm**



**2,000+**  
Exhibitions



**1,000+**  
Events



**577+**  
Planned Rooms



**11**  
New Destinations



**10.6 Lakh +**  
Meals served



**2.5 Lakh +**  
Rooms Sold



**ISO**  
9001:2015 Certified



**FY25**  
Revenues - ₹ 174.43 Cr  
EBITDA - ₹ 56.88 Cr  
Net Profit - ₹ 16.05 Cr



# Praveg's Milestones Of Growth (2005–2025)

## 2005-2015

- Founded Praveg Communications Pvt. Ltd.
- Won Gold Medal & 1st Prize for Gujarat Pavilion at IITF
- AMC Pavilion recognized at Shanghai Expo 2010
- Limca Record for largest stage & backdrop at Khel Mahakumbh
- Organized Glorious Gujarat USA (15,000+ visitors)
- Entered hospitality with White Rann Resort, Rann Utsav

## 2017-2021

- Held Glorious India Expo in the USA (20,000+ visitors)
- Set up Tent City Narmada near Statue of Unity (200 rooms)
- Listed on BSE
- Launched Real Estate Marketing Division
- Started Skill Development Training

## 2022

- Awarded Adalaj Stepwell Project
- Licensed by Ministry for satellite TV channel
- Selected for Varanasi Tent City project
- Acquired land at 4 locations for luxury hospitality

## 2023

- Awarded for managing Tent City at Ghoghla Beach, Diu
- Workorders for Tent Cities at Light House Beach & Chakratirth Beach (Daman & Diu)
- Operation started for Tent City Varanasi on Ganga banks (Jan 2023)
- Operations started at Light House Beach, Daman (May 2023)
- Operations started at Jampore Beach, Daman (Aug 2023)
- Operations started at Chakratirth Beach, Diu (Aug 2023)
- Awarded PPP-based Tent City project for Kihim & Kashid beach, Alibag, Maharashtra
- Awarded Managemrnt of :
  - Nagao Beach (Diu)
  - Damanganga Garden (Daman)
  - Jalandhar Beach (Diu)
  - Damanganga Circuit House (Silvassa)
- Operation Started at Praveg's Tent City Ayodhya, Bramhakund (Nov 2023)
- Operation started at Ghoghla Beach, Diu (Nov 2023)
- Operation started in Dholavira (Nov 2023)
- Operation started at Grand Eulogia - a luxury hotel at the prime location of Ahmedabad (Nov 2023)

## 2024

- Awarded for 50+ tents at Agatti Island, Lakshadweep
- Workorders for 200 tents at Thinnakara & 150 at Bangaram (Lakshadweep)
- Operations Started at Praveg Saryu Resort, Ayodhya (Feb 2024)
- Opened Safari Velavader Resort, Gujarat (12 cottages)
- Operations Started at Nagoa Beach, Diu (May 2024)
- Grand Eulogia Received Five-star accreditation (July 2024)
- Partnered with Lallooji & Sons for Rann Utsav 2024-25
- Operations started Started Damanganga Circuit House (Dec 2024)
- Operations started at Jalandar Beach Diu under brand name 'Ginger' (Dec 2024)
- Inventory Agreement with Mahindra Holidays

## 2025

- Unveiled Praveg Caves Jawai & Latest Luxury Resort on (Jan 2025)
- Unvaild Praveg Atoll's on Bangaram Island Lakshwadeep (Jan 2025)
- Launched Praveg Resort Kachigam – A Premier Island Retreat in Daman (May 2025)
- Entered into an agreement with Indian Hotels Company Limited (IHCL) for the management of 'Praveg Atolls' under the prestigious 'Taj SeleQtions' brand.
- Unvaild Praveg Adalaj Theme Park – A Landmark Destination For Premium Events



- Innovative, low-cost hospitality concepts delivering high returns
- Long-standing partnerships with tourism departments
- Extensive network of travel agents and OTAs across India
- Robust, independent, and modern infrastructure
- Skilled and experienced professional workforce
- Proven track record in managing 710+ hotel rooms under PPP model with State Governments
- In-house creative studio for marketing and design
- Dedicated 24x7 reservation team for hospitality operations
- Team of professionals with deep hospitality expertise
- Quality Control Manager deployed for training and assurance
- In-house social media and IT teams with strong domain experience
- Inhouse Architect Team
- Inhouse Food & Beverages team





# Leadership & Board Of Directors



**Dr. Vishnukumar Patel**  
Chairman



**Mr. Bhumit Patel**  
Whole time Director



**Mrs. Bijal Parikh**  
Finance Director



**Mr. Alpeshkumar Patel**  
Executive Director



**Mr. Kalpesh Patel**  
Non Executive  
Director



**Mr. Mukesh Chaudhary**  
Company Secretary



**Mr. Ajit Panda**  
Independent Director



**Mr. Dilipkumar Patel**  
Independent Director



**Mr. Keyoor Bakshi**  
Independent Director



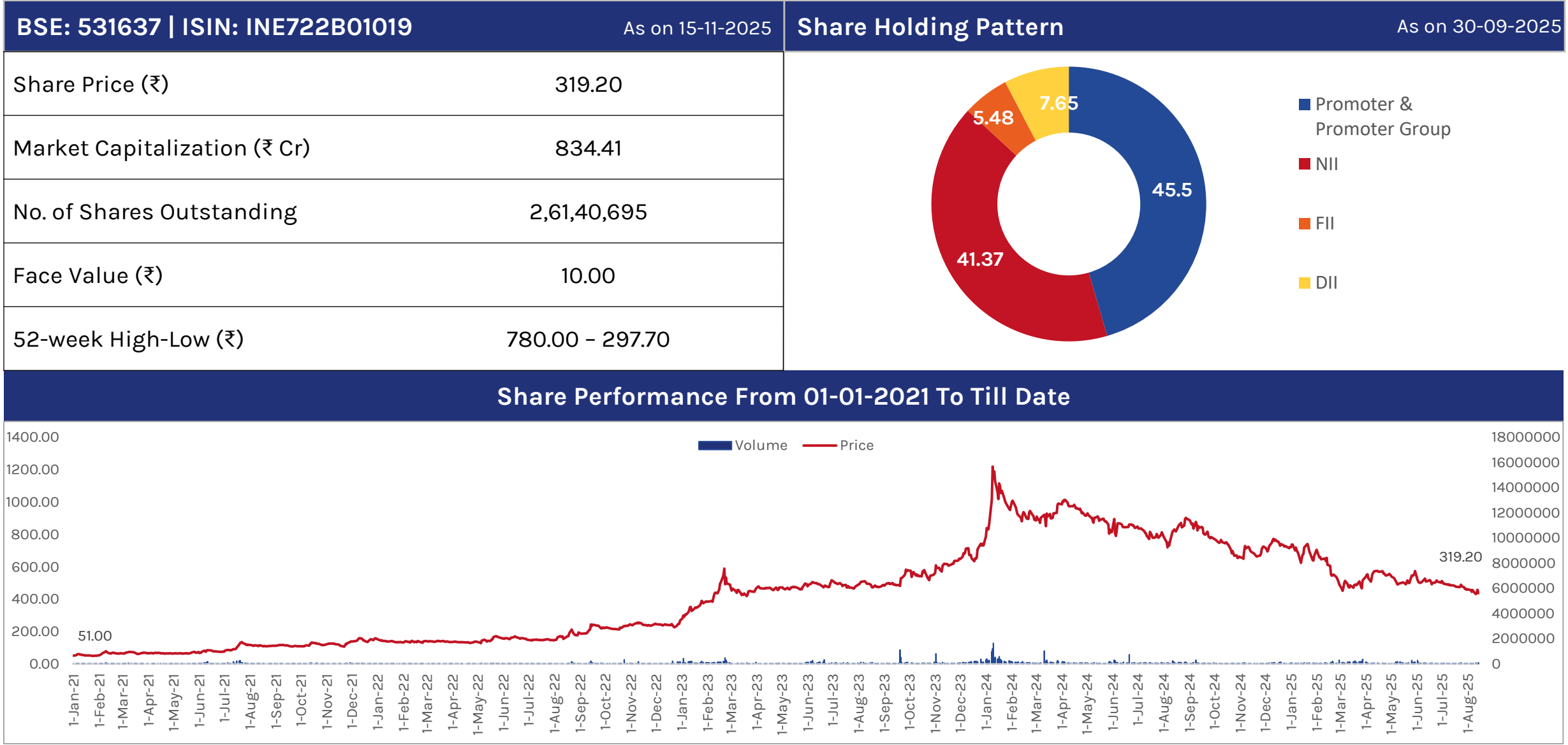
**Mr. Rajendrakumar Patel**  
Independent Director



**Ms. Pooja khakhi**  
Independent Director



**Mr. Dharmendra Soni**  
Chief Financial Officer



# Expanding Footprints, Deepening Verticals Creating Value Across the Tourism Chain

From site development to event execution and advertising monetization, Praveg commands the full value spectrum.







## Tourism & Hospitality



## Exhibitions & Events



## Advertisement



Business Verticals	FY23	FY24	FY25
Event, Exhibitions & Hospitality	84.87	91.60	132.77
Advertisement	-	-	34.41

In ₹ Cr



# Work Order For Luxurious Tent Resorts In Lakshadweep's Islands

**Issued by**

Department of Tourism, Union Territory of Lakshadweep

**Scope**

Development, Operation, Maintenance, and Management of luxury tent accommodations and commercial activities



**Locations**

200 luxury tents on **Thinnakara Island**  
  
150 luxury tents on **Bangaram Island**



**High-end Amenities:**

- Scuba Diving
- Destination Weddings
- Corporate Events
- Private Gatherings
- Health and Wellness Centre
- Children's Play Area
- Coffee Shop



**Project Duration**

Initial term of **5 years**  
  
Extendable by **2 years**






# Ongoing Construction Of Luxury Resorts At Thinnakara Islands

## Thinnakara





















## Adalaj





# Current Portfolio Snapshot – 18 Properties & Growing

## CURRENT PROJECTS

 <b>200 Tents</b>	 <b>35 Cottages</b>	 <b>30 Cottages</b>	 <b>76 Rooms</b>	 <b>30 Cottages</b>
 <b>76 Rooms</b>	 <b>35 Cottages</b>	 <b>33 Tents</b>	 <b>39 Cottages</b>	 <b>12 Cottages</b>
 <b>38 Rooms</b>	 <b>35 Rooms</b>	 <b>20 Cottages</b>	 <b>30 Cottages</b>	 <b>50 Villas</b>
<div>  <b>45 Rooms</b> </div> <div>  <b>50 Rooms</b> </div> <div>  </div>				

Company manages over **827+ Rooms** across the **17 Resorts** and **1 Five star Hotel**

# Tent City Narmada – Pride Of Gujarat Tourism



**Best Eco Resort-Runner Up in Gujarat Travel & Tourism Excellence Awards in 2021**

Located near the iconic Statue of Unity in Ekta Nagar (Kevadia), Tent City Narmada is a flagship project operated and managed by Praveg in collaboration with Gujarat Tourism. Since its inception in 2018, the site has emerged as a premier eco-luxury hospitality destination for tourists seeking immersive and comfortable experiences amidst nature.

## Unique Value Proposition

- Seamless blend of **luxury, nature, and cultural experience**
- Fully integrated with **Gujarat's tourism initiatives**
- Offers **unparalleled guest services** with curated activities, tours, and packages
- Boosts local economy through employment and engagement with local vendors and artisans



Since  
**2018**



Spread Across  
**1,24,000**  
**Sqm**



Tents  
**200**



Guest Served  
Since Inception  
**2,19,573+**



Well Equipped  
Conference Halls  
**9**



Average Price  
**₹ 7,495**



Events Arranges  
**2015**





# White Rann Resort – Iconic Desert Experience



**Best Eco Resort – Runner Up in Gujarat  
Travel & Tourism Excellence Awards in 2019**

Located at Dhordo, Kutch, White Rann Resort is a premier luxury tent and bhunga destination developed and operated by Praveg in collaboration with Gujarat Tourism. The resort serves as the official hospitality partner for the globally-renowned Rann Utsav, offering an immersive cultural and luxury travel experience in the heart of the White Desert.

## Unique Value Proposition

- Culturally immersive stay with traditional bhunga architecture
- Proximity to the breathtaking White Rann – ideal for nature lovers and adventure seekers
- Integral to **Rann Utsav**, featuring folk performances, local art, cuisine, and desert activities



Since  
**2015**



Spread Across  
**40,000  
Sqm**



**76**  
Rooms



Guest Served  
Since Inception  
**71,815+**



Average Price  
**₹ 12,879**



# Resort At Dholavira – Starlit Luxury In An Ancient Land



A cosmic escape where ancient heritage meets stargazer luxury in iconic A-frame cottages

A distinctive triangular cottage resort with 20-ft high A-frame structures, glass walls for panoramic sky views, and modern amenities set in the heritage-rich location of Dholavira.

## Unique Value Proposition

- Iconic architectural appeal with A-frame cottages
- Ideal for stargazers and astronomy lovers
- Positioned near **UNESCO World Heritage Site – Dholavira**
- Combines history, design, and solitude



Since  
**November  
2023**



Spread Across  
**7,800 Sqm**



Cottages  
**30**



Guest Served  
Since Inception  
**6,600+**



Average Price  
**₹ 8,289**





# Grand Eulogia, Ahmedabad – A New Era In Urban Luxury

**PRAVEG'S  
GRAND  
EULOGIA**

Ahmedabad's skyline jewel redefines opulence with sky-high pools, mega-watt glamour, and iconic design

Ahmedabad's premier 5-star hotel with unmatched infrastructure including a 20th-floor pool, 32-ft LED screen, ₹1 Cr Chauri design, and Gujarat's largest honeymoon suite.

## Unique Value Proposition

- High-end features for events, weddings & celebrities
- **Signature ₹1 Cr Chauri** adds exclusivity to décor
- A destination in itself for both **leisure & corporate travelers**



Since  
**October  
2023**



Spread Across  
**13,187 Sqm**



**76**  
Rooms



No. Of Guest serve  
**3,00,000+**



Average Price  
**₹ 5,265**



# Tent City Ayodhya (Brahmakund) – Spiritually Inspired Comfort



Step into a divine chapter of the Ramayan with spiritual luxury pitched right beside history

Located near the revered Ram Lalla Temple, this property reflects Ayodhya's spiritual legacy with thematic luxury tents and immersive cultural ambiance.

## Unique Value Proposition

- Strategically positioned next to **Ram Mandir**
- Immersive ambiance inspired by **Ramayan heritage**
- Designed for **pilgrims, dignitaries, and spiritual seekers**
- Symbol of sacred luxury hospitality



Since  
**November  
2023**



Spread Across  
**8,120 Sqm**



Cottages  
**30**



No. Of Guest serve  
**23,000+**



Average Price  
**₹ 7,346**





# Tent City Ayodhya Near Saryu River – Riverside Bliss



Where sacred waters meet eco-luxury—this riverside sanctuary radiates calm and culture

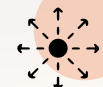
An eco-luxury tent city by the Saryu River, this retreat blends sustainable design with sacred proximity, offering peace, reflection, and serenity.

## Unique Value Proposition

- Eco-responsible spiritual resort
- Offers **Riverfront Immersion Experience**
- Perfect for cultural tourism, family getaways, and retreats
- Closely aligned with the growing religious tourism boom



Since  
**February 2024**



Spread Across  
**8,889 Sqm**



Cottages  
**39**



No. Of Guest serve  
**25,000+**



Average Price  
**₹ 7,416**



# Safari Resort Velavadar – Immersed In The Wild



Luxury goes wild at India's premier Blackbuck safari stay—where nature and comfort roam free

Nestled at the edge of Blackbuck National Park, this intimate safari-style resort offers a rare luxury-in-the-wild experience with gourmet dining and an infinity pool.

## Unique Value Proposition

- Only premium resort near Blackbuck National Park
- Wildlife + Luxury = Ideal for **eco-tourism enthusiasts**
- Man-made pond and gourmet restaurant amplify the experience
- Captures India's growing interest in *conscious travel*



Since  
**March  
2024**



Spread Across  
**15,000 Sq. Ft**




Cottages  
**12**



Guests Served  
Since Inception  
**1000+**



ARR  
**₹ 6,924**





# Lighthouse Beach Resort, Daman – Where The Sea Meets Luxury



Elevated above the sea, this lighthouse-facing haven is coastal charm reimagined with flair

A coastal paradise with 33 sea-facing cottages and Machans 8 ft above the ground, offering panoramic views and premium coastal living.

## Unique Value Proposition

- Unrivalled views of **Lighthouse Beach**
- Elevated Machans for exclusive ocean views
- Rare blend of resort + business facility with conference hall
- Popular for weekend escapes and private events



Since  
**May  
2023**



Spread Across  
**10,000 Sq.m**



Tents  
**33**




Well Equipped  
Conference Hall  
**1**



Average Price  
**₹ 7,255**



No. Of Guest serve  
**50,000+**



# Jampore Beach Resort, Daman – Serene Coastal Living



For those chasing peace and tide-kissed mornings, this boutique beachfront resort is a coastal dream

A tranquil beachfront retreat with 28 luxury cottages and 7 elevated Machans for immersive ocean-side comfort and rejuvenation.

## Unique Value Proposition

- Nestled on **Jampore Beach**, known for calm tides
- Offers **coastal serenity with upscale aesthetics**
- Ideal for small group travel, yoga retreats & honeymooners



Since  
**October  
2023**



Spread Across  
**7,900 Sqm**



Cottages  
**35**



Guests Served  
Since Inception  
**40,000+**



Average Price  
**₹ 7,215**





# Nagao Beach Resort, Diu – Sunset-Facing Ocean Retreat



Golden sunsets, luxe stays, and wedding-perfect backdrops—Diu’s gem for indulgent escapes

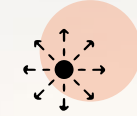
Luxurious tents and suites with sunset views at Diu’s most scenic beach, with pools, event lawns, and wellness zones.

### Unique Value Proposition

- Positioned on **Diu’s most premium beach**
- Appeals to both leisure and MICE (Meetings, Incentives, Conferences, Exhibitions) audiences
- Perfect for destination weddings & luxury stays



Since  
**May 2024**



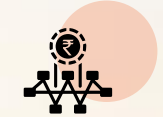
Spread Across  
**10,000 Sqm**



**35**  
Rooms



Guest Served  
Since Inception  
**21,000+**



Average Price  
**₹ 7,153**



# Chakratirth Beach Resort, Diu – Arabian Sea At Doorstep



Secluded seaside luxury with front-row seats to the Arabian Sea's most magical sunsets

Beachfront luxury with 24 independent cottages and 6 Machans offering panoramic Arabian Sea views in Diu's quiet coastal corner.

## Unique Value Proposition

- Panoramic views of **Arabian Sea sunsets**
- Elevated hospitality in a private, uncrowded beachfront setting



Since  
**October  
2023**



Spread Across  
**5,650 Sqm**



Cottages  
**30**



Guest Served  
Since Inception  
**34,000+**



Average Price  
**₹ 9,048**





# Ghoghla Beach Resort, Diu – Coastal Cabins Reimagined



Hobbit-inspired hideaways meet beachfront bliss, irresistibly unique

An eye-catching line of hobbit-inspired wooden cottages facing Ghoghla Beach, offering a unique coastal lodging experience with modern comforts.

## Unique Value Proposition

- Visually distinct cabins ideal for **Instagram-era travellers**
- Combines quirky design with premium beach access
- Strong potential for influencer and experiential marketing



Since  
**November 2023**



Spread Across  
**9,300 Sqm**



Cottages  
**35**



Guest Served  
Since Inception  
**32,900+**



Average Price  
**₹ 10,069**



# Damanganga Resort, Silvassa – Nature, Culture & Comfort



A renowned getaway, Silvassa is famous for lush greenery, tribal culture, and historic influences from Portuguese and Maratha rule. Attractions include Vanganga Lake Garden, Deer Park, Dudhani Lake, and the Tribal Cultural Museum, enhancing tourism potential.

Where tribal culture, riverside beauty, and budget-friendly luxury blend into the perfect weekend retreat



Since  
**December  
2024**



Spread Across  
**12,103 Sqm**



**38**  
well-appointed  
rooms



Average Price  
**₹ 3,765**

## Unique Value Proposition

- Strategically placed in a popular yet underserved tourist region
- Offers **affordable luxury with conference-ready infrastructure**
- Ideal for both **corporate retreats** and **family holidays**





# Praveg Caves, Jawai – The Hidden Gem Of Rajasthan



Jawai A Hidden Gem of Rajasthan Renowned for its thriving leopard population, coexisting with the indigenous Rabari community. A growing eco-tourism hub offering wildlife safaris, nature walks, bird watching, and cultural experiences. Increasing visitor influx boosts local economy, employment, and small businesses.



## Unveiled Praveg Caves Jawai – A New Era of Luxury & Adventure



Since  
**January  
2025**



Spread Across  
**12,688 Sq mt**



Luxury Tents  
**8**



cave-style rooms  
**12**



ARR  
**₹ 17,133**





# Praveg Bangaram, Lakshadweep – Tranquility Meets Luxury



Bangaram Island, Lakshadweep – a pristine paradise where tranquility meets luxury. With its untouched natural beauty and modern comforts, this island offers an exclusive retreat for discerning travelers. As a rising hotspot for both domestic and international visitors, Bangaram is fast becoming the ultimate destination for those seeking a serene and immersive island getaway.

## Praveg Unveiled Its Latest Luxury Resort on Bangaram Island



Since  
**January  
2025**



Spread Across  
**12,460 Sq mt**



Cocoon Shaped  
Rooms  
**45**



Average Price  
**₹ 33,636**



Shell Shaped  
Rooms  
**5**





# Praveg Resort Kachigam – A Premier Island Retreat in Daman



A tranquil escape that merges  
nature, celebration, and comfort

Set around a serene lake and surrounded by lush greenery, Praveg Resort Kachigam offers a unique island retreat experience

## Unique Value Proposition

- Lakefront Setting: Enchanting natural surroundings across four connected islands
- Spa & Wellness Center: An oasis of rejuvenation in nature's lap
- Club Martini'z & Dance Floor: A vibrant party zone with a pergola and bar for celebrations
- Banquet Hall & Open Lawns: Versatile spaces for weddings, receptions, and events



Since  
**May  
2025**



Spread Across  
**28,994 Sqm**



Rooms  
**50**



Guest Served  
**1,200+**



Average Price  
**₹ 9,799**



**IHCL**

**SELEQTIONS**

Praveg Limited has partnered with Indian Hotels Company Limited (IHCL) to manage its premium resort, **Praveg Atoll's, Bangaram Island, Lakshadweep**, under the **SeleQtions** brand.

## Key Benefits



### Operational Excellence

IHCL takes full management control, ensuring top-tier hospitality standards.



### Luxury Experience

High-end travelers will enjoy world-class amenities in an exclusive island setting.



### Sustainability Focus

Eco-friendly practices to maintain environmental balance.



### Revenue Growth

Higher occupancy rates, increased ARR, and enhanced brand positioning.



# GINGER

An **IHCL** Brand

## Partnership with Ginger – An IHCL Brand

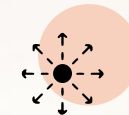
Praveg Limited has partnered with Roots Corporation Limited (Ginger – An IHCL Brand) to blend eco-luxury with world-class hospitality. This collaboration leverages Praveg's sustainable ethos and Ginger's operational expertise to deliver a distinctive and exceptional guest experience.



Nestled on Gujarat's southern coast, Diu is a serene town renowned for its Portuguese heritage, historic landmarks like Diu Fort and St. Paul's Church, and stunning natural attractions, including Naida Caves and pristine beaches like Nagoa, Ghoghla, Chakratirth, and Jalandhar.



Since  
**December  
2024**



Spread Across  
**15,313 Sqm**



**45**  
well-appointed  
rooms



Average Price  
**₹ 6,581**

## Unique Value Proposition

- Brand-backed trust: Operated in collaboration with **IHCL's Ginger**
- Combines **eco-luxury with world-class service**
- Ideal for high-value leisure tourism and experiential travel
- Positioned as a **flagship beachfront resort** in western India



## Partnership with Lallooji & Sons for Rann Utsav 2024-25



### Master Franchise for Luxury Tent Bookings

- Granted exclusive rights to market and manage bookings for 400 luxury tents at Rann Utsav
- Exclusive responsibility for event design, consulting, and execution at Rann Utsav.
- Artist coordination & cultural programming to enhance visitor engagement.

## Three-Year Partnership with Mahindra Holidays & Resorts India Ltd. (MHRIL)

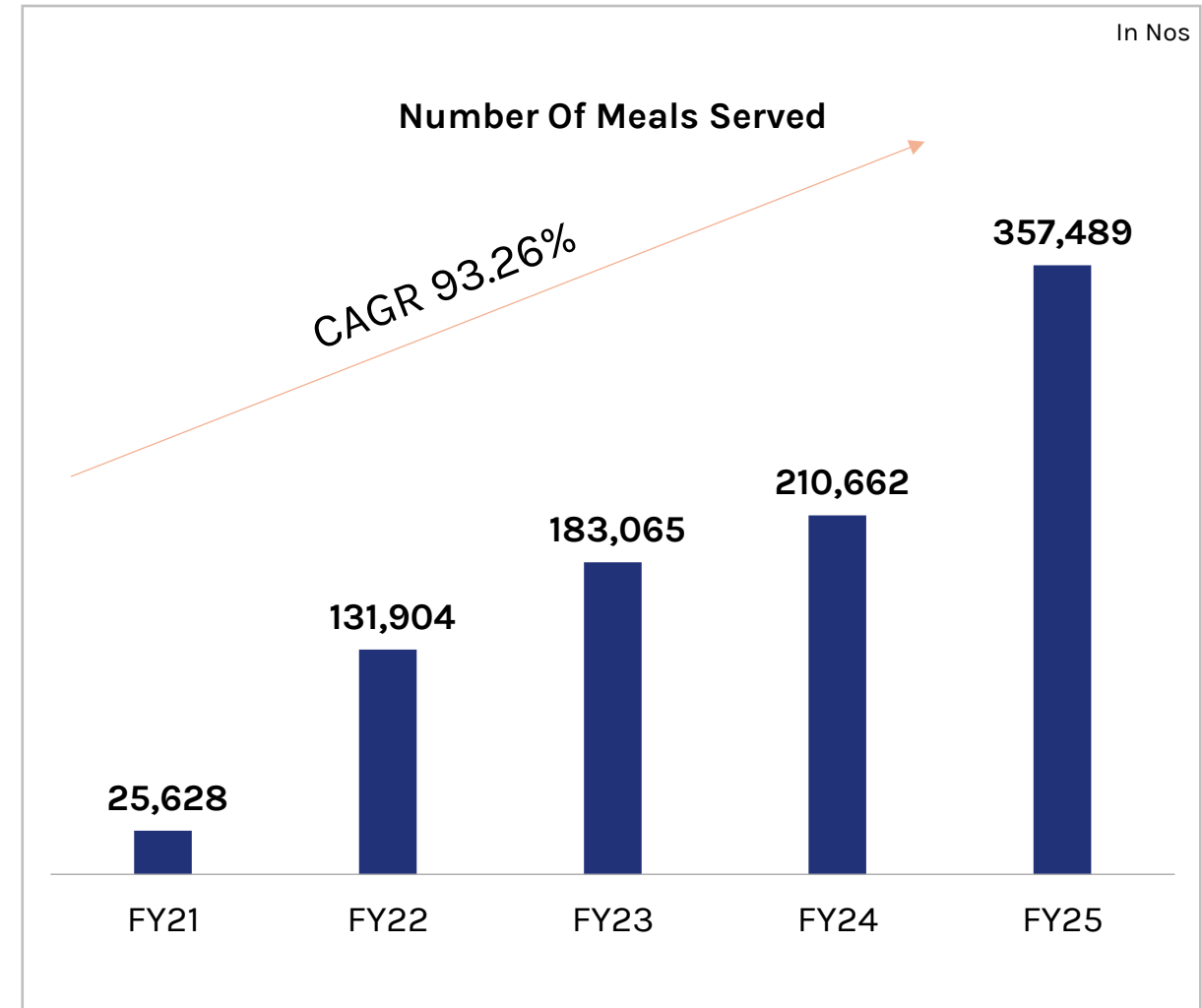
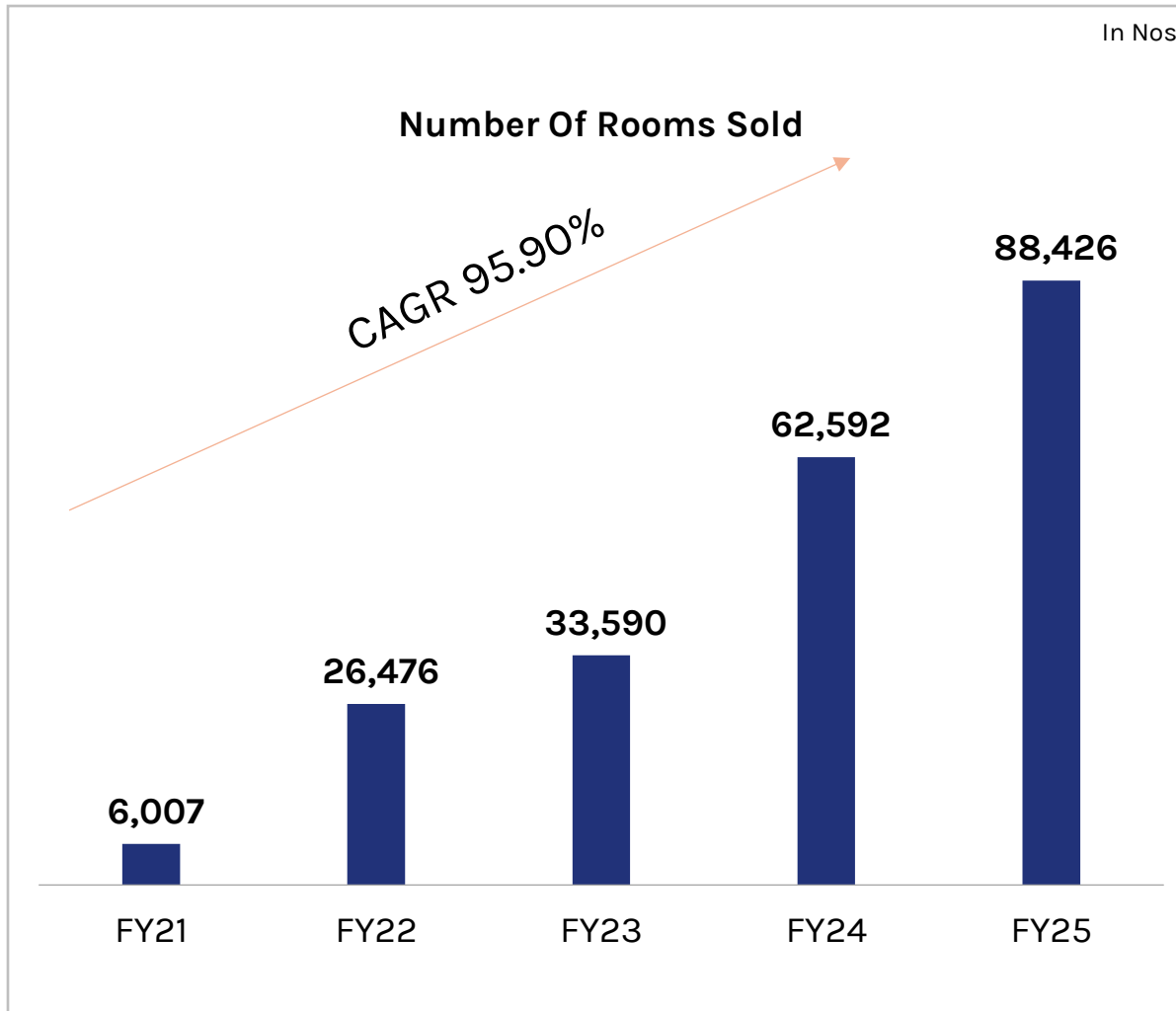


- Enhancing Hospitality Standards Across Key Destinations i.e **Daman, Diu, and Ayodhya**
- Inventory Agreement: **70 Rooms Across Select Properties**
- MHRIL secures 70 Inventory Rooms
  - **35 Fixed Rooms** (long-term allocation).
  - **35 Floating Rooms** (flexible allocation across properties).





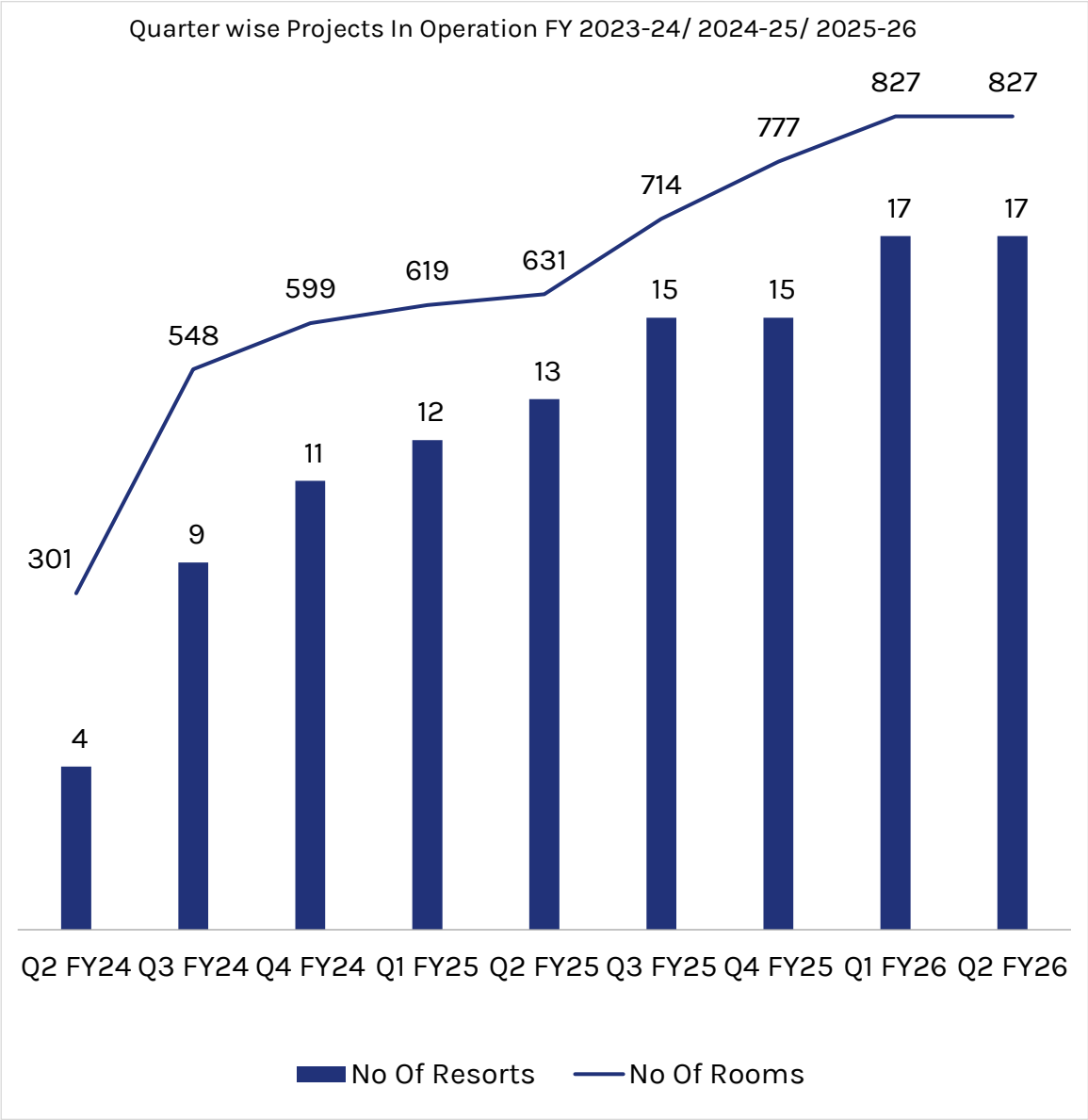
# Operational Metrics – Rooms & Meals Served Over The Years



Praveg has crossed the mark of selling 80,000 room in a year during the FY25

# Growth Roadmap – Upcoming Resorts Across India

UPCOMING RESORTS		
Sr. No.	Resorts	No. of rooms
1	Udaipur, Rajashthan	35
2	Ranthambhore, Rajasthan	30
3	Kihim, Maharashtra	40
4	Kashid, Maharashtra	40
5	Agatti Island, Lakshadweep	50
6	Thinakara-I, Lakshadweep	100
7	Thinakara-II, Lakshadweep	100
8	Bangaram-II, Lakshadweep	100
Total Rooms		495





## Number Of Rooms

Existing Rooms

**800+**

Anticipated  
Room Addition

**1200+**

## Vision 2028

Rooms

**2,000 +**

Resort Locations

**50 +**

## Upcoming Hospitality Projects

Under Construction  
Projects

**3**

Under Planning  
Projects

**2**


## EXHIBITIONS & EVENTS

Praveg's core competence is in Exhibition and Event Management. Exhibitions are regularly organized by Praveg, nationally and internationally, and the portfolio includes projects in the USA, China, South Korea, Africa, Europe and in the Middle East. Praveg has organized many State events on turnkey basis to the fullest satisfaction of its clients.



  
**1,000+**  
Events

  
**2,000+**  
Exhibition

  
**20+**  
Years





# Award-winning Legacy In Events – A Track Record Of Excellence

Finds a mention in the **Limca Book of Records 2014** having designed **the longest backdrop; largest multi-level temporary stage and the largest ball created out of 6400 nursery balls** during Khel Mahakumbh held in South Gujarat University, Surat.

## **Pavilion for Gujarat Tourism**

Second Best Innovative Stall in VGGTS 2017

## **Pavilion for Gujarat Tourism**

Adjudged The Best Stall at STONA 2014 and MINING MAZMA 2013, held in Bangalore

More than 20 awards for **Gujarat Tourism Pavilions** at various exhibitions across the country

## **Pavilion of Gujarat Maritime Board**

Adjudged The Best Stall of VGGTS 2013

Special Mention for **Ahmedabad Pavilion (AMC)** at Shanghai World Expo 2010, China

Award winning tableaux presented in Republic Day celebrations for **GSPC**

## **Pavilion on Life of Swami Vivekananda**

Adjudged The Second Best Stall of VGGTS 2013

1st Prize with Gold Medal for **Gujarat Pavilion at IITF 2008**



# Strong Client Base (Government Sector)

Praveg Serving 150+ Clients across both Government As Well As Private Sector

	 INDUSTRIAL EXTENSION BUREAU (A GOVT. OF GUJARAT ORGANISATION) ISO 9001:2008 Certified	 Ahmedabad Municipal Corporation			
 GUJARAT INFORMATION GOVERNMENT OF GUJARAT	 GUJARAT MARITIME BOARD				 UGC RECOGNIZED
	 State Election Commission, Gujarat રાજ્ય ચૂંટણી આયોગ, ગુજરાત	 GUJARAT INTERNATIONAL FINANCE TEC-CITY	 Gujarat Livestock Development Board	 FUELING THE GROWTH	 GOVERNMENT OF GUJARAT
	 Gujarat State Handloom & Handicrafts Development Corporation Ltd.			 INDIA'S BEST KEPT SECRET.	
					 INDUSTRIAL EXTENSION COTTAGE A Government of Gujarat Organisation



# Strong Client Base (Government Sector)



## Strong Client Base (Private Sector)

 <p>Reliance Industries Limited Growth is Life</p>	 <p>adani™</p>	 <p>ESSAR</p>	 <p>Azure Power Simplifying Solar Energy Services for utilities and commercial sites.</p>	 <p>SUZLON POWERING A GREENER TOMORROW</p>	 <p>moserbaer</p>	 <p>PETRONET LNG LIMITED</p>
 <p>TATA TATA POWER</p>	 <p>BACKBONE</p>	 <p>Hazira LNG &amp; Port</p>	 <p>Shell</p>	 <p>EICHER</p>	 <p>PANDIT DEENDAYAL ENERGY UNIVERSITY A RESERVE OF KNOWLEDGE</p>	 <p>punjab national bank ਪੰਜਾਬ ਨੈਸ਼ਨਲ ਬੈਂਕ</p>
 <p>HITACHI</p>	 <p>ENGINEERS INDIA LIMITED</p>	 <p>POLYCAB</p>	 <p>Sintex SINCE 1975</p>	 <p>wipro</p>	 <p>Crompton Greaves</p>	 <p>giz Deutsche Gesellschaft für Internationale Zusammenarbeit (GIZ) GmbH</p>







**Established in 2008** under the visionary leadership of Mr. Mukesh Patel, an advertising stalwart with over two decades of experience in the industry, Abhik Advertising Private Limited has grown into a formidable player in the advertising and marketing space. In 2015, Dr. Abhik Patel joined the organization after completing his Bachelor's in Physiotherapy, bringing a fresh perspective and dynamic energy to the company.

In 2016-17, the company made a strategic acquisition of Bidhan Advertising and Marketing Private Limited, a 50-year-old legacy firm that had successfully launched renowned brands such as Hipolin and Sintex. This acquisition brought along esteemed accreditations like INS and IBF, significantly enhancing the company's credibility and market reach.



# Abhik Advertising Private Limited Financial Snapshot Q2 FY26

In ₹ Lacs

Particulars	Q1 FY25	Q2 FY25	Q3 FY25	Q4 FY25	Q1 FY26	Q2 FY26
Net Sales	272.14	681.69	889.95	1060.22	939.13	976.38
Other Income	0.52	0.82	1.03	16.02	6.73	22.31
<b>Total Income</b>	<b>272.66</b>	<b>682.51</b>	<b>890.98</b>	<b>1076.24</b>	<b>945.85</b>	<b>998.68</b>
Expenses						
Event & Site Expenses	204.79	392.76	400.39	577.02	527.77	504.13
Employee Benefit Expenses	60.09	62.34	70.19	68.47	76.82	87.25
Other Expenses	56.76	44.31	57.30	36.68	53.73	62.99
Total Expenditure	321.64	499.41	527.89	682.17	658.32	654.37
<b>EBIDTA</b>	<b>-48.97</b>	<b>183.10</b>	<b>363.09</b>	<b>394.07</b>	<b>287.53</b>	<b>344.31</b>
<b>EBIDTA(%)</b>	<b>-17.96%</b>	<b>26.83%</b>	<b>40.75%</b>	<b>36.62%</b>	<b>30.40%</b>	<b>34.48%</b>
Interest	21.70	23.78	11.16	59.98	37.09	50.32
Depreciation	68.37	96.05	115.91	182.27	146.18	185.30
PBT	-139.04	63.26	236.01	151.82	104.26	108.69
TAX Expense	0.00	42.39	8.24	58.25	29.15	26.87
<b>Net Profit</b>	<b>-139.04</b>	<b>20.87</b>	<b>227.77</b>	<b>93.57</b>	<b>75.11</b>	<b>81.83</b>
<b>NPM(%)</b>	<b>-50.99%</b>	<b>3.06%</b>	<b>25.56%</b>	<b>8.69%</b>	<b>7.94%</b>	<b>8.19%</b>
Diluted EPS (₹)	-695.20	104.34	819.00	325.19	237.00	258.00





**Bidhan Advertising and Marketing Private Limited**, with its inception dating back over 50 years, has been a pioneer in the advertising landscape. The company has played a pivotal role in establishing iconic brands and continues to uphold its legacy of innovation and excellence.

With accreditations from INS and IBF, Bidhan Advertising is recognized as a trusted name in the industry, known for its expertise and strategic approach to advertising and media solutions.

# Bidhan Advertising & Marketing Private Limited Financial Snapshot Q2 FY26

In ₹ Lacs

Particulars	Q1 FY25	Q2 FY25	Q3 FY25	Q4 FY25	Q1 FY26	Q2 FY26
Net Sales	22.02	92.86	240.61	330.05	115.75	217.77
Other Income	0.00	2.03	0.88	8.85	0.88	0.26
<b>Total Income</b>	<b>22.02</b>	<b>94.89</b>	<b>241.49</b>	<b>338.89</b>	<b>116.63</b>	<b>218.03</b>
Expenses						
Event & Site Expenses	33.21	38.07	123.21	167.15	72.42	159.65
Employee Benefit Expenses	5.67	6.45	8.54	10.99	8.72	8.39
Other Expenses	7.27	41.07	5.92	19.11	12.28	13.82
Total Expenditure	46.15	85.59	137.66	197.26	93.42	181.85
<b>EBIDTA</b>	<b>-24.13</b>	<b>9.30</b>	<b>103.83</b>	<b>141.63</b>	<b>23.21</b>	<b>36.18</b>
<b>EBIDTA(%)</b>	<b>-109.57%</b>	<b>9.80%</b>	<b>42.99%</b>	<b>41.79%</b>	<b>19.90%</b>	<b>16.59%</b>
Interest	0.38	9.27	4.27	4.14	2.36	4.86
Depreciation	0.00	22.75	12.49	15.25	13.74	17.40
PBT	<b>-24.51</b>	<b>-22.72</b>	<b>87.07</b>	<b>122.24</b>	<b>7.11</b>	<b>13.92</b>
TAX Expense	0.00	0.53	13.17	31.07	1.85	3.62
<b>Net Profit</b>	<b>-24.51</b>	<b>-23.25</b>	<b>73.90</b>	<b>91.17</b>	<b>5.26</b>	<b>10.30</b>
<b>NPM(%)</b>	<b>-111.31%</b>	<b>-24.51%</b>	<b>30.60%</b>	<b>26.90%</b>	<b>4.51%</b>	<b>4.72%</b>
Diluted EPS (₹)	16.59	-11.39	44.00	51.20	3.00	5.00





## Smart Toilets with Advertising Rights

- Exclusive rights to operate 120 smart toilets in Ahmedabad under the PPP model; 40 already installed.
- 15-year advertising rights expected to generate ₹3.4 Cr annually through capital investment.



## Private Hoardings in Gujarat

- Portfolio of 800 private hoardings across key cities like Ahmedabad, Baroda, and Rajkot.
- Annual revenue of ₹15 Cr, backed by substantial CAPEX investment.



## HPCL Hoarding Media Rights

- Exclusive rights for 800+ hoardings across Gujarat and Rajasthan.
- Delivers ₹5 Cr in annual revenue with zero capital investment.



## Government Business via UFO Digital Theatres

- Sole rights to secure government advertising in UFO digital theatres in Gujarat.
- Generates ₹3 Cr annually with no capital expenditure.



## Adani Airports Partnership

- Authorized procurement partner for Adani Airports, appointed by the Gujarat government.
- Delivers ₹1.8 Cr annual revenue, capital-free.



## Expansion into Rajasthan

- Deployed two double smart toilets in Jaisalmer under a municipal corporation-funded CAPEX model.
- Additional revenue generated via hoarding rights in the region.



## Ayodhya Development Project

- Developing 15,000 sq. ft. of prime advertising space across Ayodhya.
- Focused on tapping religious tourism, with projected revenue of ₹80 lakh annually.



## Media Procurement Across Multiple Channels

- Active media buying across print, radio, television, and digital platforms.
- Contributes over ₹6 Cr in annual revenue through cross-channel advertising procurement.



# India's Tourism Renaissance – Powered by Culture, Connectivity & Conscious Travel

---

A new era driven by rising domestic mobility, infrastructure investment, and demand for meaningful experiences.





## HOSPITALITY & TOURISM

- HOSPITALITY & TOURISM
- EVENTS & EXHIBITIONS

### INDUSTRY TRENDS

- **5%**  
Current GDP Contribution
- **US\$ 250 Bn**  
Projected contribution  
by 2030
- **137 Mn**  
projected employment  
Generation by 2030
- **US\$ 56 Bn**  
foreign exchange earnings (FEE)  
by 2030

### HOSPITALITY INDUSTRY IN INDIA (MARKET SIZE)

- CAGR 4.73%
- 2023 - USD 23.50 Bn
  - 2028 - USD 29.61 Bn

Source: Mordor Intelligence

### WORLD ECONOMIC FORUMS TRAVEL AND TOURISM COMPETITIVENESS INDEX

- 2013 - 65th Rank
- 2019 - 34th Rank
- 2021 - 54th Rank
- 2024- 39th Rank

### DOMESTIC TOURIST ARRIVALS (DAs)

- 2021-22 - 610.22 Mn
- 2022-23 - 677.63 Mn

Source: Mordor Intelligence

### FOREIGN TOURIST ARRIVALS (FTA's)

- 2024 - 9.66 Mn
- 2030E - 28 Mn

Source: Indian Hotels Company Limited,  
Ministry of Tourism

## EVENTS & EXHIBITION

### MARKET SIZE

CAGR - 4.73%

- 2023 - USD 4.75 Bn
- 2030 - USD 8.44 Bn

Source: Mordor Intelligence



## Transforming India's Tourism Landscape

**₹2,541.06 Cr**

allocated to boost tourism infrastructure, skill development, and travel facilitation.

Development of  
**50 top** tourist destinations

**40 projects**  
**across 23 states**  
to receive interest-free loans of **₹3,295.8 Cr**

Enhanced focus on spiritual tourism (through PRASHAD) and medical tourism with the “Heal in India” initiative.

Medical Value Travel projected to grow significantly, bolstering India's reputation as a premier global healthcare destination.

The Gyan Bharatam Mission to digitize over 1 Cr manuscripts, safeguarding India's rich heritage for future generations.

Source: [PIB](#)



# New Travel Trends – Experiences Over Destinations

In 2021, sky-adventure services (flying, cockpit flying, skydiving) launched; July 2024 allocations of ₹782.6 cr (NE) and ₹518 cr (Himalayan) to boost adventure circuits.

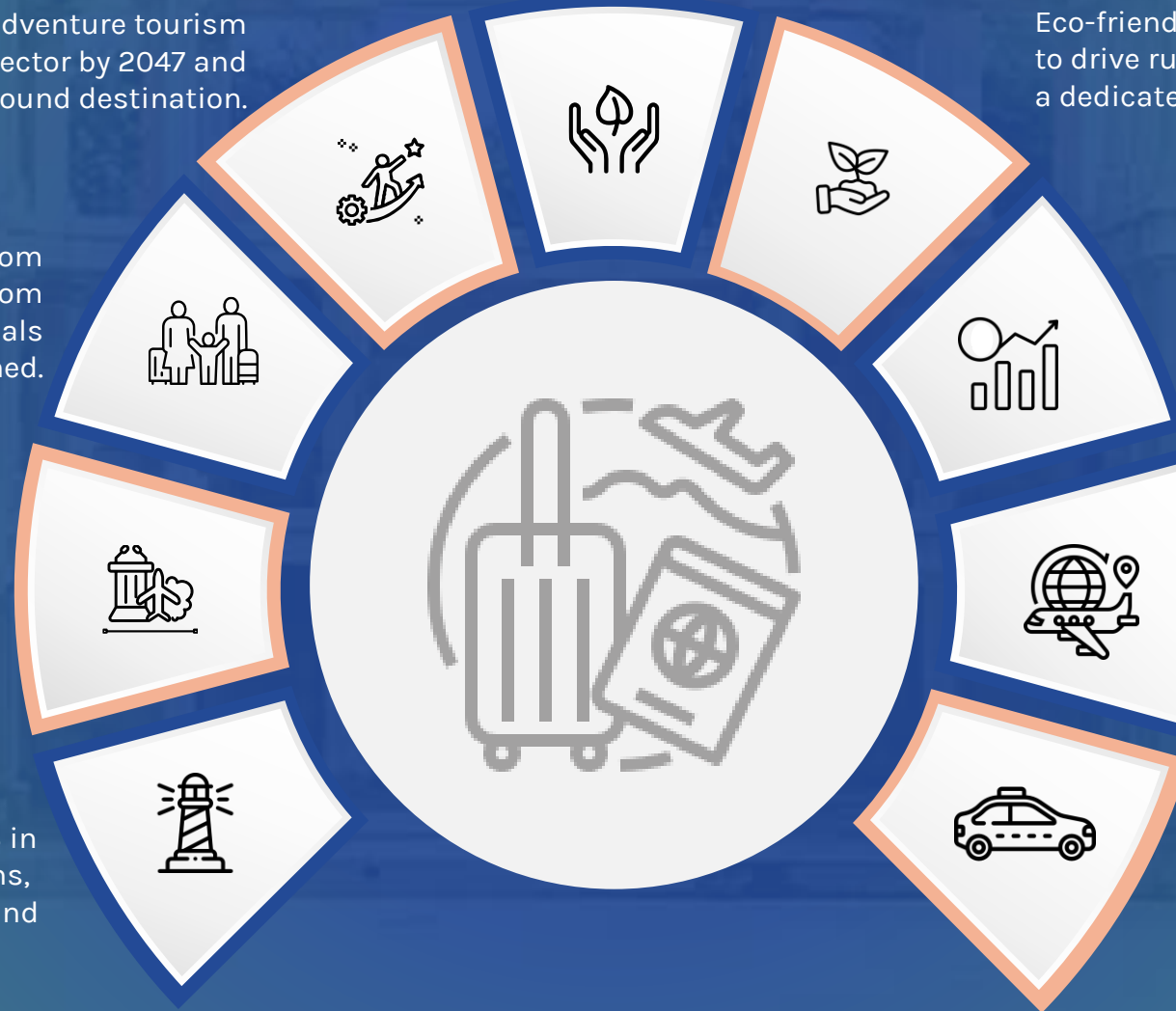
India aims to build adventure tourism into an US\$800 B sector by 2047 and become a year-round destination.

Eco-friendly camping and caravan parks promoted to drive rural incomes and conservation; backed by a dedicated Ministry policy.

Passenger traffic forecast to jump from 0.4 M to 4 M by 2032, lifting revenues from US\$110 M to US\$5.5 B; five new terminals and 1,000 ships planned.

Wellness tourism & staycations  
Projected to grow ~7.5% in FY22-23;  
MDA grants now cover accredited wellness centres.

Govt plans to convert 65 lighthouses (13 in Gujarat) into visitor hubs with museums, amphitheatres, cafés, children's parks and eco-cottages.



Hotels: Revenue growth of 7–9% in FY25 and 6–8% in FY26; premium occupancy rising to 72–74%; market to expand from US\$32 B (FY20) to US\$52 B by FY27.

Airlines: Domestic traffic hit 14.93 M passengers in Dec 2024; annual flyers rose from 60 M in FY14 to 145 M, with 400 M projected by 2027.

Intercity cabs & buses: Tier-II/III cities now account for 67% of bus bookings; FY20 markets of US\$2.2 B (cabs) and US\$9 B (buses) set to double by FY27.

# Growth Drivers – From Connectivity To Culture

**1** Tourism drives economic growth by contributing significantly to GDP and generating revenue.

**2** The industry creates a wide range of jobs, helping reduce unemployment and boosting local economies.

**3** Projects like Swadesh Darshan and PRASHAD improve tourist facilities and infrastructure, enhancing the travel experience.

**4** Projects like Swadesh Darshan and PRASHAD improve tourist facilities and infrastructure, enhancing the travel experience.

**5** Tools like the Incredible India Digital Portal and 24x7 live chat support provide travelers with easy access to information and services.

**6** Enhanced air and regional connectivity through initiatives like UDAN make it easier to reach tourist destinations across the country.

**7** Campaigns such as Dekho Apna Desh and nationwide polls engage citizens and promote India's diverse cultural heritage.

**8** The industry is expanding into niche areas like adventure, eco-tourism, medical tourism, and rural tourism, attracting varied interests.

**9** The hotel star rating system and professional training for hospitality staff ensure better service quality, making India more attractive to tourists.

**10** Collaborations between the government and private sectors, including training initiatives with leading hotel chains, drive innovation and service improvements in tourism.



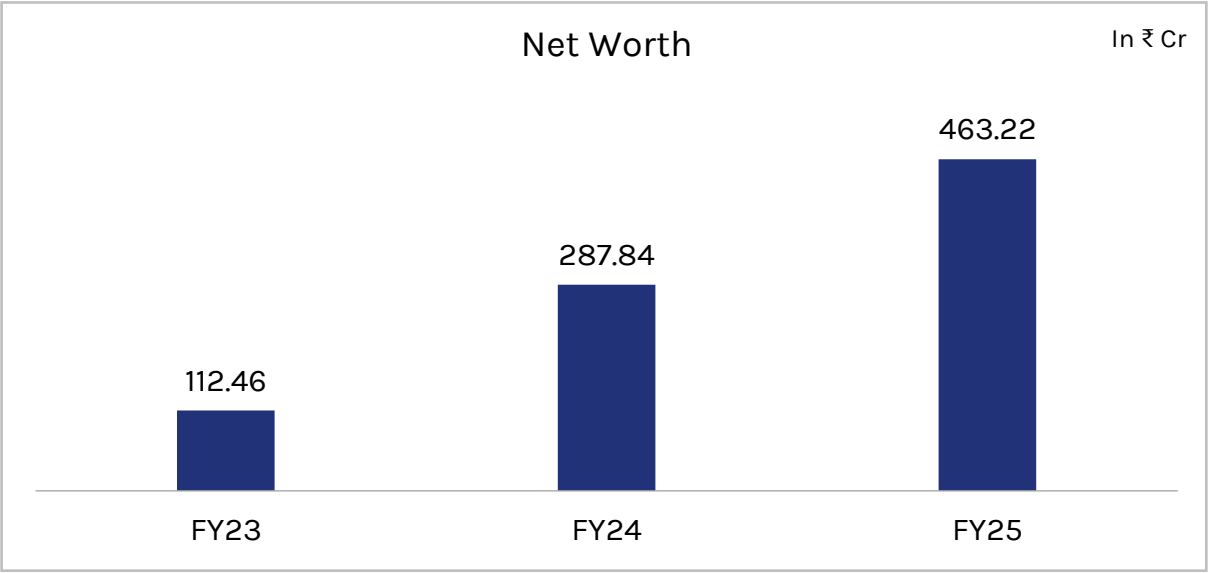
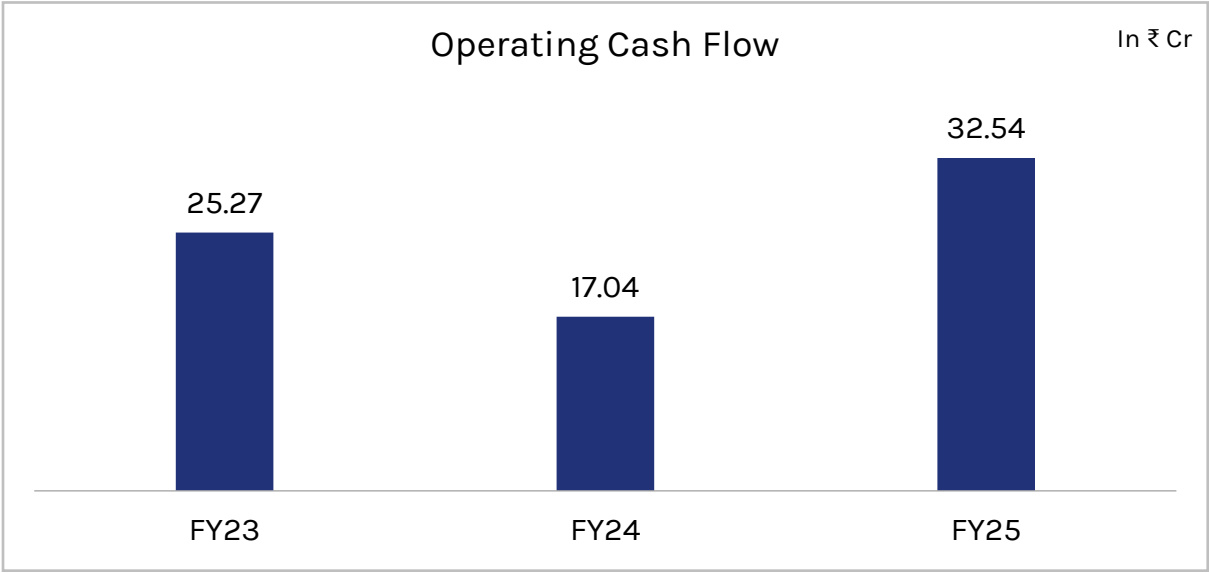
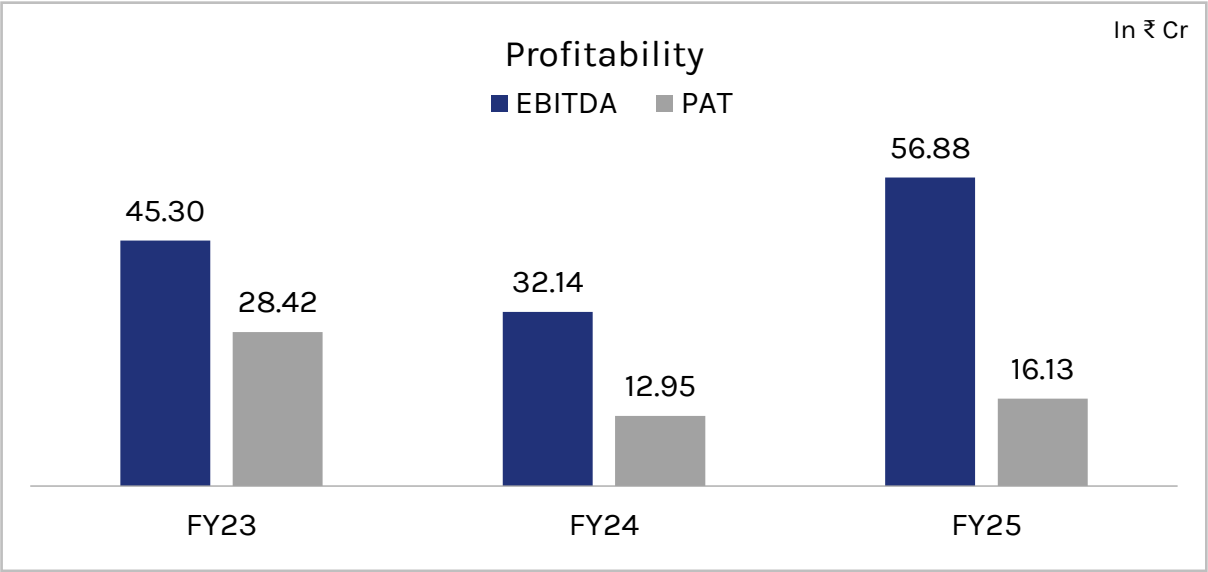
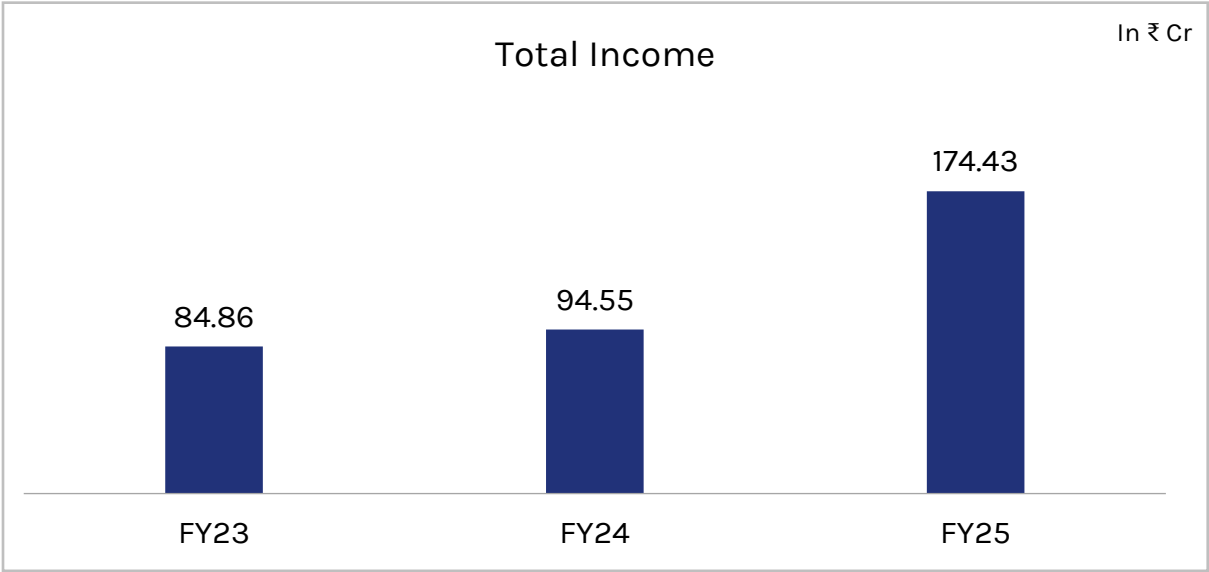
# Margin-Focused, Growth-Ready A Financial Model Designed for Scalability

---

Asset-light operations ensure margin stability even as capital is deployed for expansion.

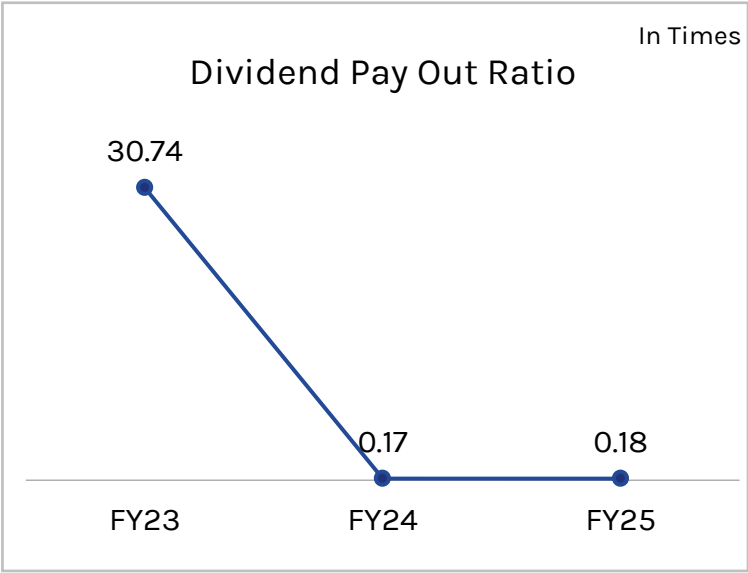
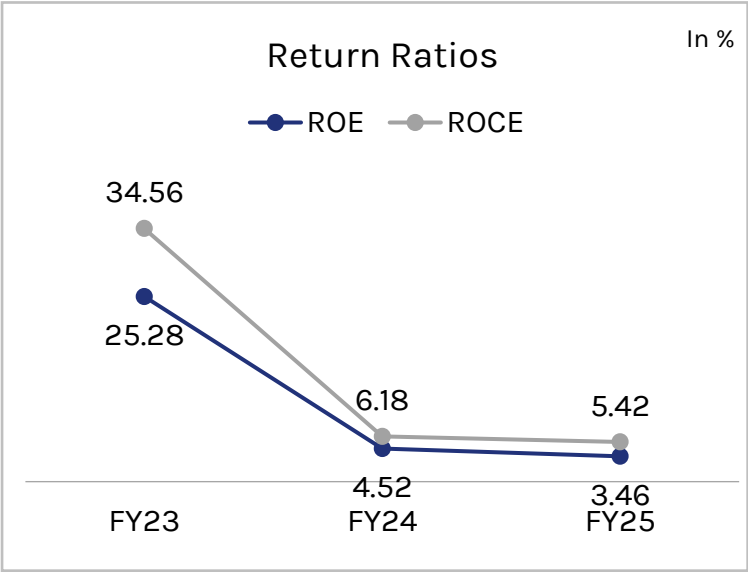
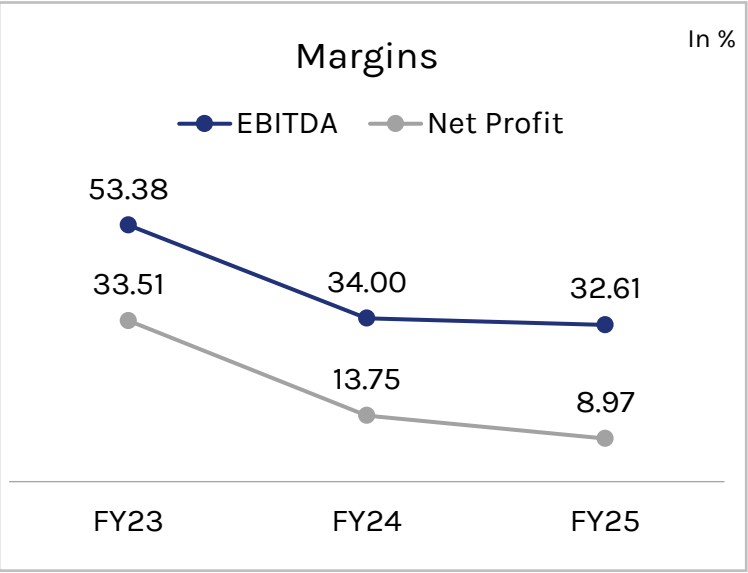
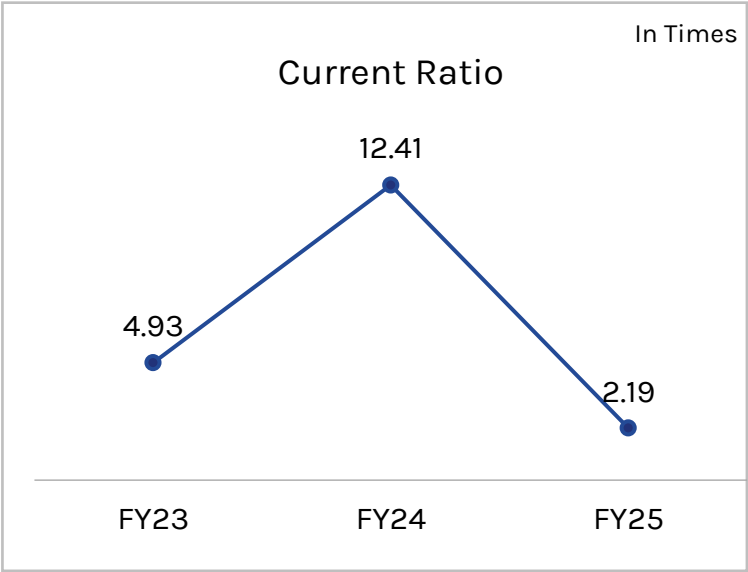
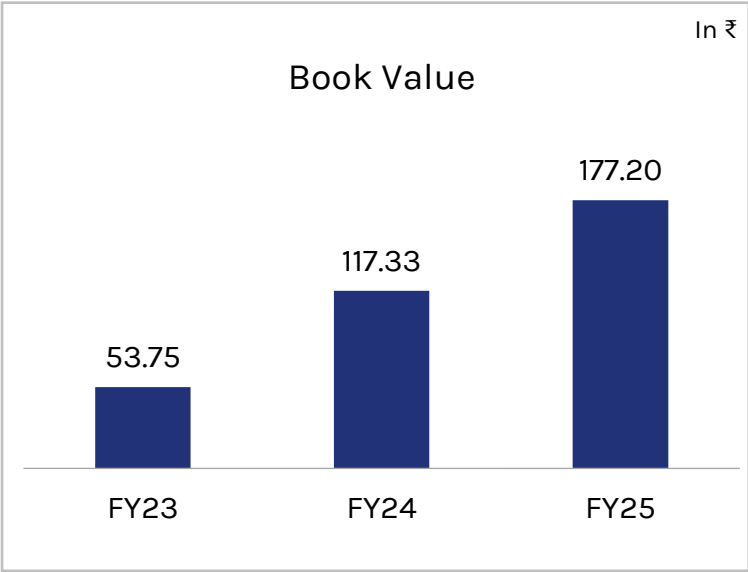
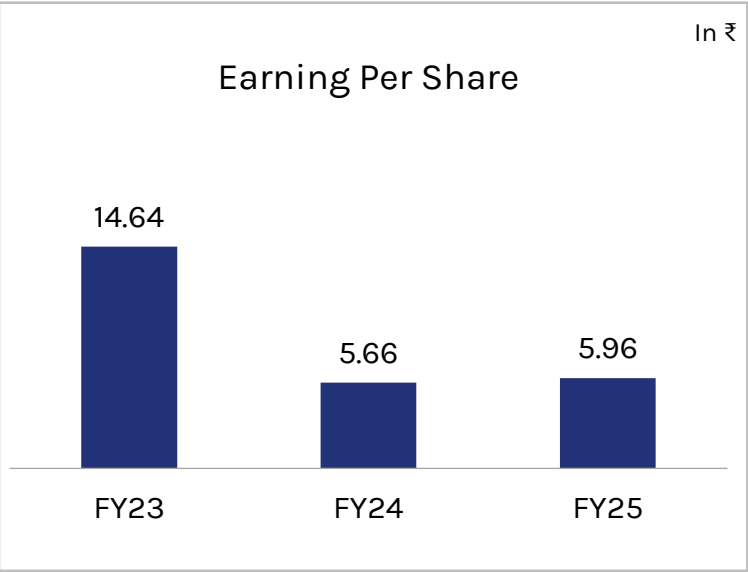


# Consolidated Key Financial Highlights





# Consolidated Key Ratios



# Consolidated Profit & Loss Statement

In ₹ Cr

Particulars	FY23	FY24	FY25
Revenues	84.48	91.60	167.18
Other Income	0.38	2.96	7.25
<b>Total Income</b>	<b>84.86</b>	<b>94.55</b>	<b>174.43</b>
Event & Site Expenses	28.98	38.15	76.42
Employee costs	6.64	16.00	26.66
Other expenses	3.94	8.26	14.47
Total Expenditure	39.56	62.41	117.55
<b>EBITDA</b>	<b>45.30</b>	<b>32.14</b>	<b>56.88</b>
Finance Costs	0.69	2.39	8.05
Depreciation	6.09	10.68	27.84
PBT	<b>38.52</b>	<b>19.07</b>	<b>20.98</b>
Tax	10.09	6.07	4.93
PAT	28.44	13.00	16.05
Less Minority Int & P&L from Assoc	0.00	0.00	0.72
<b>Reported Net Profit</b>	<b>28.44</b>	<b>13.00</b>	<b>15.33</b>
Other Comprehensive Income	0.00	-0.05	0.09
<b>Total Comprehensive Income</b>	<b>28.42</b>	<b>12.95</b>	<b>16.13</b>



# Consolidated Balance Sheet

In ₹ Cr

Equities & Liabilities	FY23	FY24	FY25
Equity	20.92	24.53	26.14
Reserves	91.54	263.30	437.08
Non Controlling Interests	0.00	0.00	15.62
<b>Net Worth</b>	<b>112.46</b>	<b>287.84</b>	<b>463.22</b>
Non Current Liabilities			
Non Current Borrowings	0.05	0.00	0.98
Lease Liabilities	0.58	59.56	61.99
Deferred Tax Liability	0.00	4.52	8.01
Long Term Provision	0.40	0.63	0.85
<b>Total Non Current Liabilities</b>	<b>1.03</b>	<b>64.71</b>	<b>71.82</b>
Current Liabilities			
Current Borrowings	0.37	0.05	9.18
Lease Liabilities	0.85	2.52	5.13
Trade Payables	6.45	6.68	36.11
Current Tax Liabilities (Net)	0.77	0.00	0.00
Short Term Provisions	0.97	0.61	4.71
Other Current Liabilities	2.71	2.21	3.22
<b>Total Current Liabilities</b>	<b>12.12</b>	<b>12.07</b>	<b>58.34</b>
<b>Total Liabilities</b>	<b>125.61</b>	<b>364.62</b>	<b>609.00</b>

Assets	FY23	FY24	FY25
Non Current Assets			
Fixed assets	42.14	205.55	468.33
Non Current Investments	0.10	0.10	0.00
Other Non Current Financial Assets	0.39	1.32	6.65
Deferred Tax Assets (Net)	0.13	0.00	0.00
Other Non Current Assets	23.03	7.85	6.21
<b>Total Non Current Assets</b>	<b>65.79</b>	<b>214.82</b>	<b>481.19</b>
Current Assets			
Inventories	11.74	12.10	12.22
Trade receivables	16.28	19.97	48.76
Cash & Bank Balance	22.62	103.11	18.50
Other Current Financial Assets	1.50	2.58	3.70
Current Tax Assets (Net)	0.06	1.39	3.27
Other Current Assets	7.62	10.66	41.38
<b>Total Current Assets</b>	<b>59.82</b>	<b>149.80</b>	<b>127.81</b>
<b>Total Assets</b>	<b>125.61</b>	<b>364.62</b>	<b>609.00</b>

# Standalone Profit & Loss Statement

In ₹ Cr

Particulars	FY23	FY24	FY25
Revenues	84.38	91.42	132.63
Other Income	0.38	2.96	6.97
<b>Total Income</b>	<b>84.76</b>	<b>94.37</b>	<b>139.60</b>
Event & Site Expenses	28.95	38.00	58.14
Employee costs	6.64	16.00	23.72
Other expenses	3.92	8.33	12.03
Total Expenditure	39.51	62.34	93.89
<b>EBITDA</b>	<b>45.24</b>	<b>32.04</b>	<b>45.70</b>
Finance Costs	0.69	2.39	6.70
Depreciation	6.09	10.68	22.71
PBT	<b>38.47</b>	<b>18.97</b>	<b>16.28</b>
Tax	10.09	6.07	3.42
<b>PAT</b>	<b>28.38</b>	<b>12.89</b>	<b>12.86</b>
<b>Total Comprehensive Income</b>	<b>28.36</b>	<b>12.84</b>	<b>12.95</b>



# Standalone Balance Sheet

In ₹ Cr

Equities & Liabilities	FY23	FY24	FY25
Equity	20.92	24.53	26.14
Reserves	91.57	263.22	425.77
<b>Net Worth</b>	<b>112.49</b>	<b>287.76</b>	<b>451.92</b>
Non Current Liabilities			
Long Term Borrowing	0.05	0.00	0.00
Lease Liabilities	0.58	59.56	56.64
Deferred Tax Liabilities	0.00	4.52	7.22
Long-term Provision	0.40	0.63	0.85
<b>Total Non Current Liabilities</b>	<b>1.03</b>	<b>64.71</b>	<b>64.71</b>
Current Liabilities			
Short Term Borrowings	0.34	0.03	5.98
Lease Liabilities	0.85	2.52	2.93
Trade Payables	6.45	6.58	18.71
Current Tax Liabilities (Net)	0.77	0.00	0.00
Short Term Provision	0.97	0.61	4.47
Other Current Liabilities	2.71	2.26	2.53
<b>Total Current Liabilities</b>	<b>12.10</b>	<b>12.00</b>	<b>34.61</b>
<b>Total Liabilities</b>	<b>125.61</b>	<b>364.47</b>	<b>551.24</b>

Assets	FY23	FY24	FY25
Non Current Assets			
Fixed Assets	41.47	196.23	384.30
Non-current Investments	0.22	0.11	22.36
Deferred Tax Assets	0.39	1.32	2.38
Other Non Current Financial Assets	0.13	0.00	0.00
Other Non Current Assets	23.03	7.85	6.20
<b>Total Non Current Assets</b>	<b>65.24</b>	<b>205.50</b>	<b>415.24</b>
Current Assets			
Inventories	11.74	12.10	11.98
Trade Receivables	16.28	19.97	33.04
Cash & Bank Balance	22.49	102.08	11.42
Other Current Financial Assets	2.27	12.81	41.57
Current Tax Assets (Net)	0.06	1.39	1.47
Other Current Assets	7.54	10.62	36.51
<b>Total Current Assets</b>	<b>60.37</b>	<b>158.96</b>	<b>136.00</b>
<b>Total Assets</b>	<b>125.61</b>	<b>364.47</b>	<b>551.24</b>

## 1 Financial Performance

- Total Income of ₹ 174.43 Cr against ₹ 94.55 Cr in FY23-24.
- EBITDA of ₹ 56.88 Cr against ₹ 32.14 Cr in FY23-24.
- Net Profit of ₹ 16.13 Cr against ₹ 12.95 Cr in FY23-24.

## 2 Diverse Client Portfolio

- Serves over 200 clients across government and private sectors.
- Long-term contracts with state tourism departments across Gujarat, Rajasthan, Daman & Diu, UP, and Lakshadweep.
- Balanced revenue streams from government and private clients.

## 3 Proven Expertise

- Over 20 years of experience in tourism and hospitality.
- Manages 827+ hotel rooms in partnerships with state governments.
- Highly skilled leadership and team with proven industry knowledge.

## 4 Expanding Resort Network

- From 1 property in 2015 to 18 properties across 5 states/UTs today
- Pipeline of 11 new resorts (577 rooms) across iconic destinations like Udaipur, Ranthambhore, Agatti, and Thinakara.
- On track to achieve Vision 2028: 2,500+ rooms across 65+ locations.

## 5 Event Leadership

- Organized over 500 events, including corporate and government events.
- Expertise in large-scale event management across India.
- Growing footprint in both domestic and international markets.

## 6 Competitive Advantages

- Low-cost, high-return hospitality models with non-permanent structures.
- Strong partnerships with state tourism and a wide agent network across India.
- In-house teams for creative, reservation, and quality control.

## 7 Strategic Acquisitions

- Acquired 51% stake in Abhik Advertising and Bidhan Advertising.
- Diversified into advertising and event management sectors.
- Strengthened market presence and revenue potential.

## 8 Geographic Presence

- Resorts present in Rajasthan, Uttarpradesh, lakshwadeep, Maharashtra, Diu & Daman.
- Diverse geographic footprint enhances growth opportunities.
- Focus on emerging tourism markets across India.

## 9 Tourism Growth Opportunity

- Indian tourism expected to grow at a CAGR of 10%.
- Rising domestic travel demand due to increasing incomes and urbanization.
- Government incentives supporting tourism infrastructure development.

## 10 Eco-Tourism Leadership

- Non-permanent structures promote sustainable, eco-friendly operations.
- Focus on nature conservation and responsible tourism practices.
- Resorts designed to integrate with natural surroundings for minimal environmental impact.



# THANK YOU



## **Praveg Limited**

Westport, 18th Floor, Sindhu Bhavan Road,  
Nr Taj Skyline, Off SP Ring Road,  
Ahmedabad, Gujarat - 380 058  
Email: [info@praveg.com](mailto:info@praveg.com)  
Phone: +91-79-27496737, 27494266  
Website: [dizcoverpraveg.com/](http://dizcoverpraveg.com/)



## **Kirin Advisors Private Limited**

713-B, Lodha Supremus II,  
Wagle Estate, Thane West - 400 604.  
Email: [info@kirinadvisors.com](mailto:info@kirinadvisors.com)  
Phone: 022 4100 2455  
Website: [www.kirinadvisors.com](http://www.kirinadvisors.com)

