May 2, 2026

BSE Limited Corporate Relationship Department, 1st Floor, New Trading Ring, Rotunda Building, P J Towers, Dalal Street, Fort, Mumbai – 400 001 corp.relations@bseindia.com **Scrip Code: 532286**	**National Stock Exchange of India Limited** Exchange Plaza, 5th Floor, Plot No. C/1, G Block Bandra-Kurla Complex, Bandra (E), Mumbai-400051 cmlist@nse.co.in **Symbol: JINDALSTEL**

Dear Sir/Madam

Subject: **Intimation under Regulation 30 of the SEBI (Listing Obligations and Disclosure Requirements), Regulations, 2015 – Investor Presentation**

Please find enclosed herewith Earnings Presentation for Q4FY26 and FY26.

We have uploaded the same on the website of the Company at www.jindalsteel.in.

This is for your information and records.

Thanking you.

Yours faithfully,
For **Jindal Steel Limited**
(formerly known as Jindal Steel & Power Limited)

DAMODAR MITTAL
Digitally signed by DAMODAR MITTAL
Date: 2026.05.02 11:53:31 +05'30'

Damodar Mittal
Wholetime Director

Encl.: as above

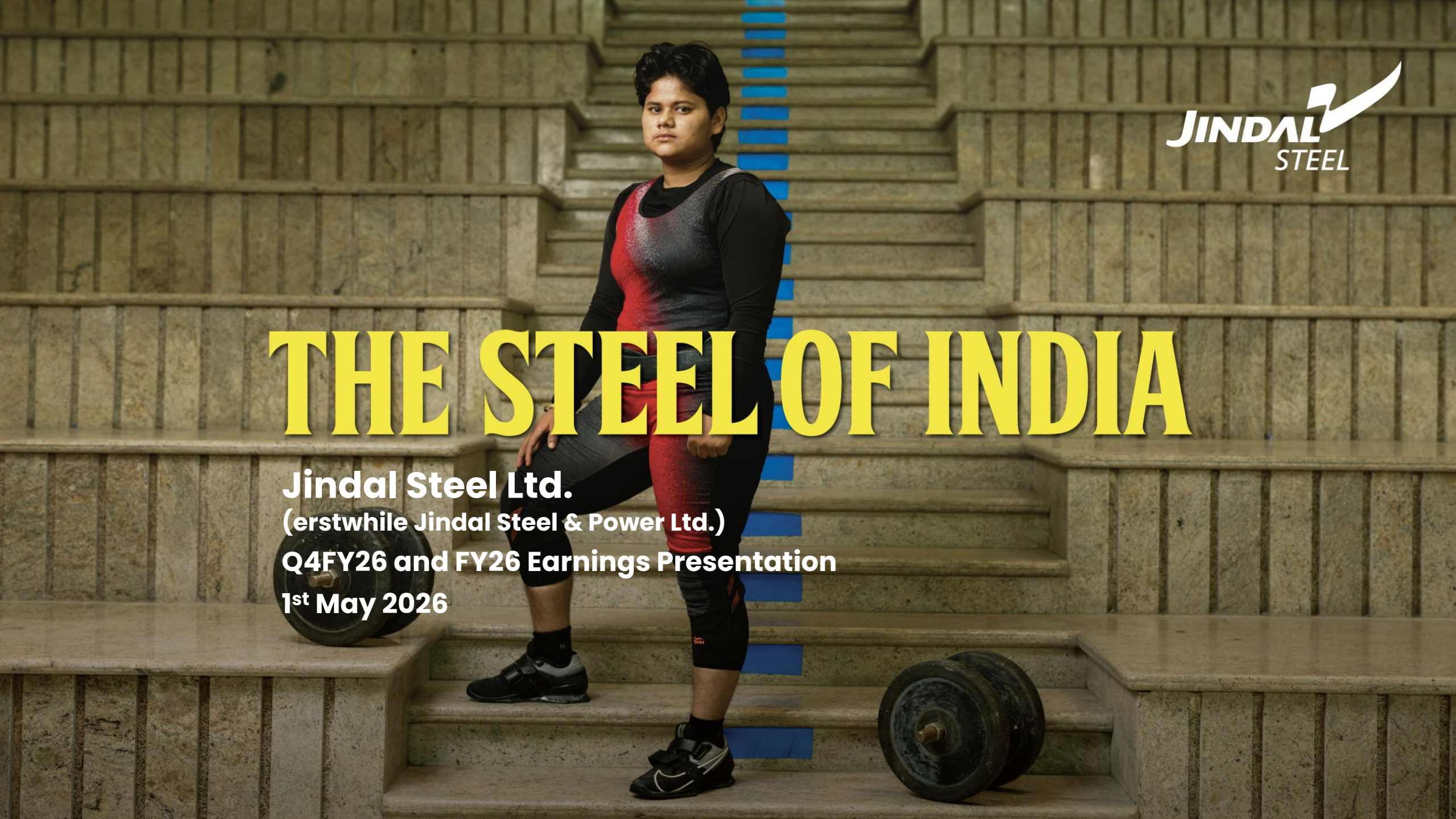

JINDAL STEEL

THE STEEL OF INDIA

Jindal Steel Ltd.

(erstwhile Jindal Steel & Power Ltd.)

Q4FY26 and FY26 Earnings Presentation

1st May 2026

Safe Harbour Statement

This presentation may contain certain forward looking statements concerning steel sector, economy and Jindal Steel Limited future business prospects and profitability, which are subject to a number of risks and uncertainties and the actual results could materially differ from those in such forward-looking statements. The risks and uncertainties relating to these statements include, but are not limited to, risks and uncertainties regarding fluctuations in earnings, our ability to manage growth, competition (both domestic and international), economic growth in India and the target countries for exports, ability to attract and retain highly skilled professionals, time and cost over runs on contracts, our ability to manage our international operations, government policies and actions with respect to investments, fiscal deficits, regulations, etc., interest and other fiscal costs generally prevailing in the economy. Past performance may not be indicative of future performance. We do not undertake to update our forward-looking statements. This presentation is not intended, and does not, constitute or form part of any offer, invitation or the solicitation of an offer to purchase, otherwise acquire, subscribe for, sell or otherwise dispose of, any securities in Jindal Steel or any of it's subsidiary undertakings or any other invitation or inducement to engage in investment activities, neither shall this presentation nor the fact of it's distribution form the basis of, or be relied on in connection with, any contract or investment decision. Few numbers in this presentation are purely indicative & provisional and could change later. Estimates regarding economy, steel & power sector, company and related areas are purely indicative and could change with market conditions and host of other factors.

Jindal Steel: Building the Nation of our Dreams

Corporate Highlights

- Achieved FY26 production and sales guidance in context of prevailing market conditions
- Raw materials security, iron ore, coking coal and thermal coal mines, provides assurance on quantity and consistent quality
- Angul's expansion plan from 6.0 MTPA to 12.0 MTPA executed and delivered
- Reduction plan in CO2 / TCS[3] will support commitment to achieving net zero carbon emissions by 2047

Value Add Focus

High Carbon Steel

Q&T Plates



Rails

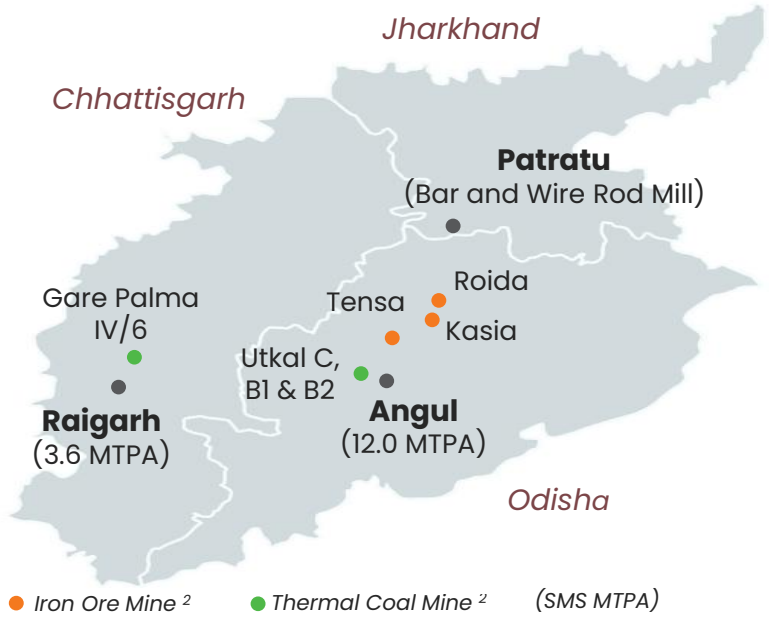

Integrated Mining and Infrastructure

Iron Ore Mines	Thermal Coal	Coking Coal
Iron Pellets	Captive Power	Captive Port
Slurry Pipeline	Coal Conveyor	In-house Rakes

Process	Iron Making
Blast Furnace	**11.90 MTPA**
DRI [1]	**5.12 MTPA**

Total Iron / Crude Steel

Metallics [1]
17.02 MTPA

Steel Melting Shop
15.60 MTPA

Finishing Capacity

Mill Capacity
13.75 MTPA

- Hot Strip Mill
- CRM Complex
- Plate
- Rebar
- Special Profiling Mill
- Wire Rods
- Rail
- Structural

[1] DRI2 at Angul 2.00 MTPA under construction
[2] Mines under development: Thakurani (Iron Ore) and Saradhapur Jalatap East (Thermal Coal)
[3] TCS: Tonne of Crude Steel

© 2026 Jindal Steel. All rights reserved.

Jindal Steel: Supporting India's Infrastructure

Chenab Bridge

Reliance Refinery Expansion Project

Versova - Bandra Sea Link

Ratle Hydroelectric Power Project

Agra Metro Rail

Mahatma Gandhi Setu

Dibang Hydroelectric Power Project

Prayagraj Railway Station Re-Development

Atal Setu

MMRDA

Konkan Railway

Bina Refinery Expansion Project

Nagpur Metro Rail Corporation

© 2026 Jindal Steel. All rights reserved.

FY26 Performance Highlights

Jindal Steel – Building the Nation of our Dreams

Jindal Steel delivered a resilient performance in FY26, meeting the guidance with actual production of 9.25 MT and sales of 8.68 MT, completing the Angul expansion from 6.0 MTPA to 12.0 MTPA, and making measurable progress on raw material integration and decarbonisation. This was achieved against a volatile demand environment and heightened global trade uncertainty. Captive iron ore, thermal coal and coking coal mines have reinforced the Company's security of raw material supply while also providing cost advantages across the steel production chain.

The Company achieved FY26 Gross Revenue of Rs. 62,412 Crore and from a profitability perspective, Adjusted EBITDA of Rs. 9,099. On a relative basis, Adjusted EBITDA / Tonne was Rs. 10,482 with Profit After Tax of Rs. 3,361 Crore. Whilst balancing future growth prospects with near term returns to shareholders, the Board of Directors has recommended a final dividend of Rs. 2 per share.

Jindal Steel enters FY27 with total steelmaking capacity of 15.6 MTPA, a lower cost base, secured raw material supply, and a portfolio mix weighted towards value-add products. **In FY27, the Company is aiming to achieve steel production volumes of 11.0 – 11.5 MT and sales volumes of 10.5 – 11.0 MT.** On sustainability, Jindal Steel is executing an ongoing reduction programme in CO_2 emissions per tonne of crude steel. We have already established the use of syngas at our DRI in Angul and the Company has a decarbonisation roadmap which is committed to achieving net zero carbon emissions by 2047.

Gross Revenue Rs. 62,412 Cr	**Adjusted EBITDA*** Rs. 9,099 Cr	**PAT** Rs. 3,361 Cr	**Adjusted EBITDA* / Tonne** Rs. 10,482
Production 9.25 MT	**Sales** 8.68 MT	**Debt / Equity** 0.43 x	**Net Debt / EBITDA** 1.66 x

Gross Revenue includes GST and Other income
*Adjusted for FX gain of Rs. 561 Cr in FY26

© 2026 Jindal Steel. All rights reserved.

CY26 Global Demand Outlook

World

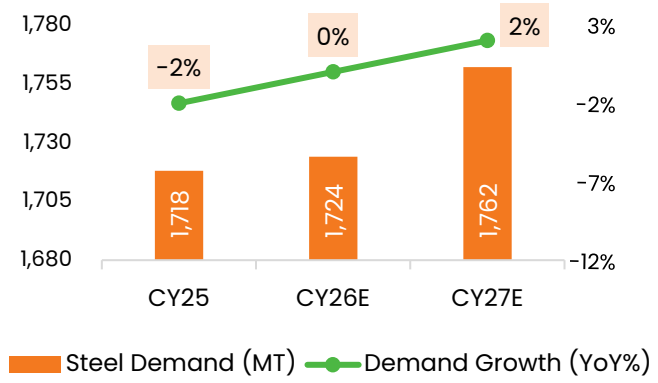

China

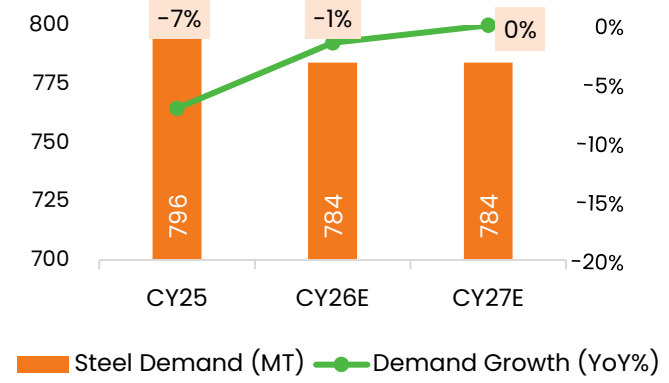

India

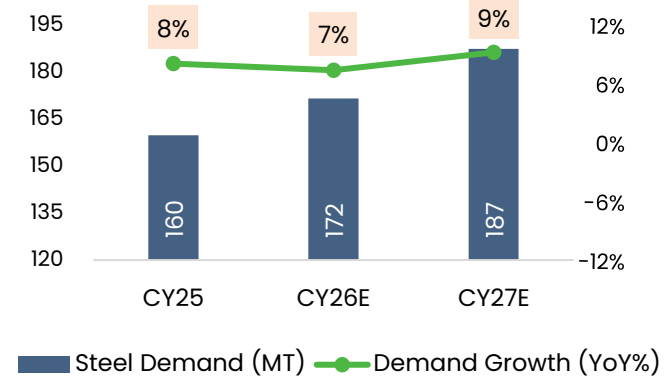

USA

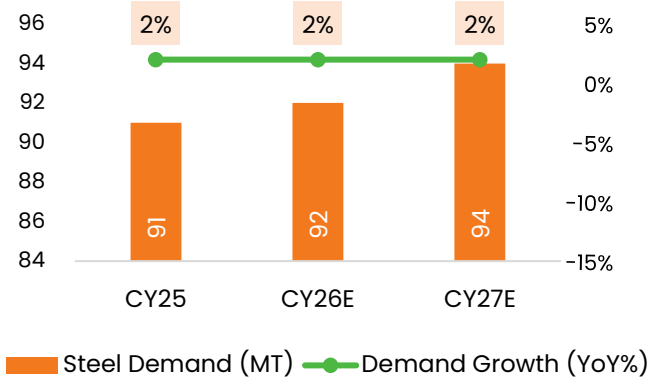

EU & UK

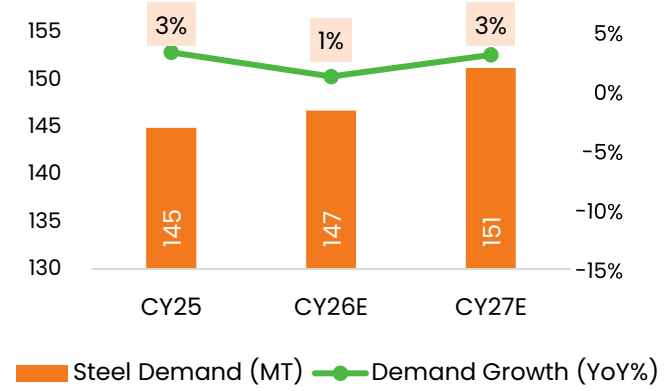

Japan

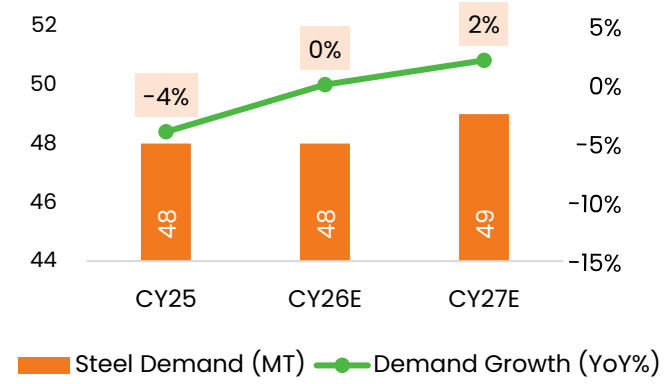

Steel consumption in developed economies will continue to rise offsetting degrowth in China

© 2026 Jindal Steel. All rights reserved. Source: World Steel Association - Short Range Outlook Apr 2026

China Steel Industry

Crude Steel Production

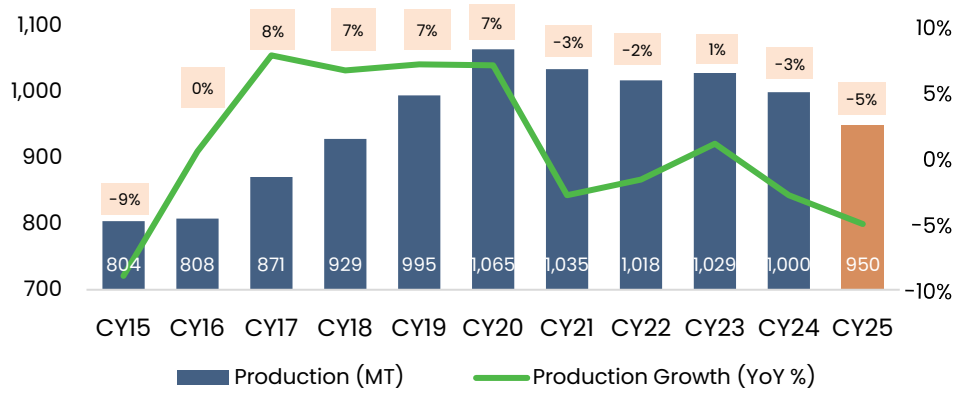

Steel Demand (Apparent Steel Consumption)

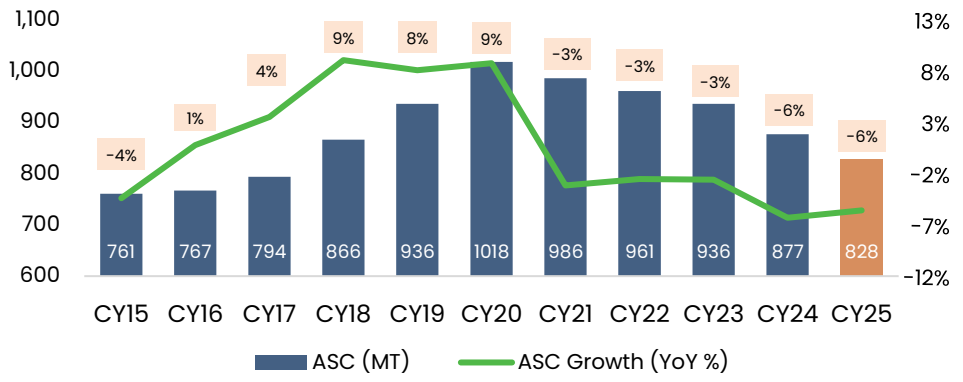

Steel Exports Volume

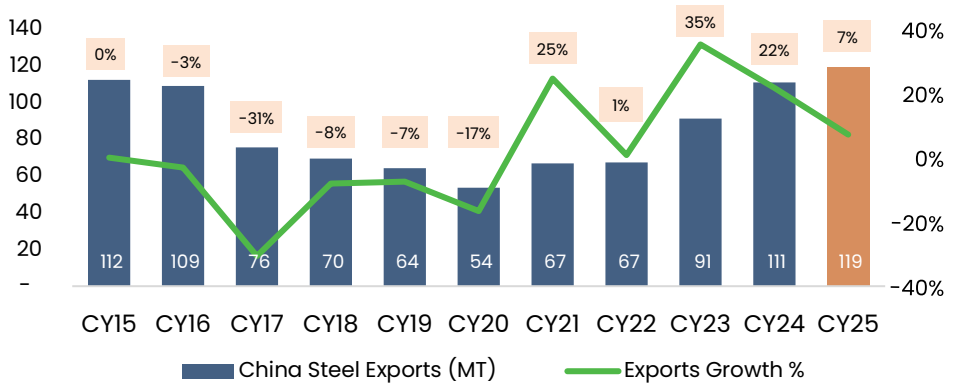

China HRC Export Price (USD/T)

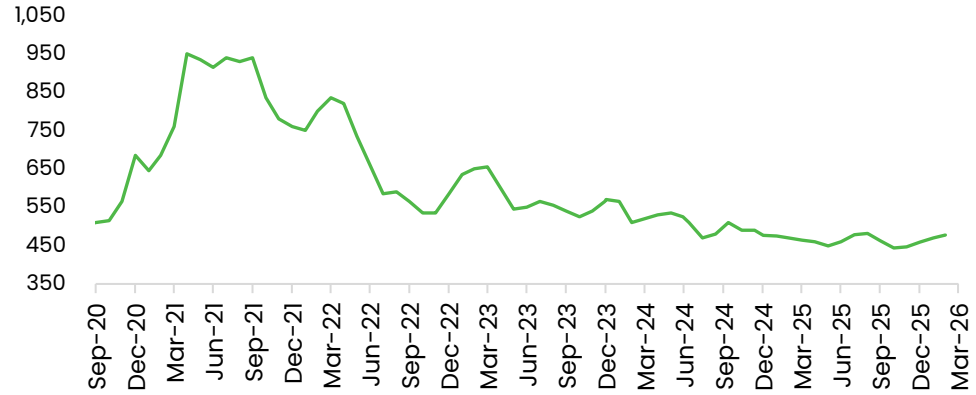

Structural decline in the real estate sector continues to weigh on steel demand

© 2026 Jindal Steel. All rights reserved. Source: Production and Demand – WSD, Bloomberg; Exports volume/Price – Bloomberg

India Steel Industry

Crude Steel Production (MT)

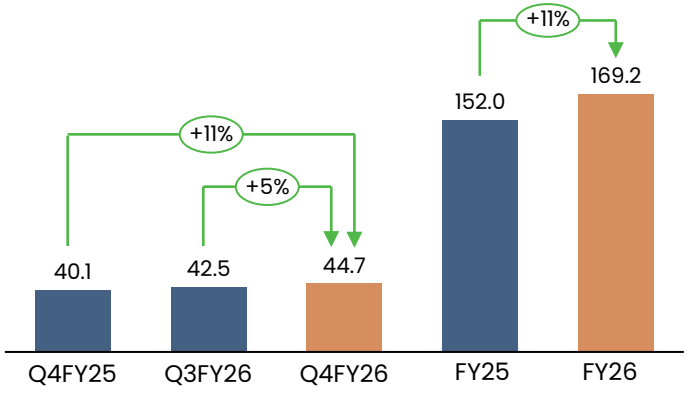

Finished Steel Consumption (MT)

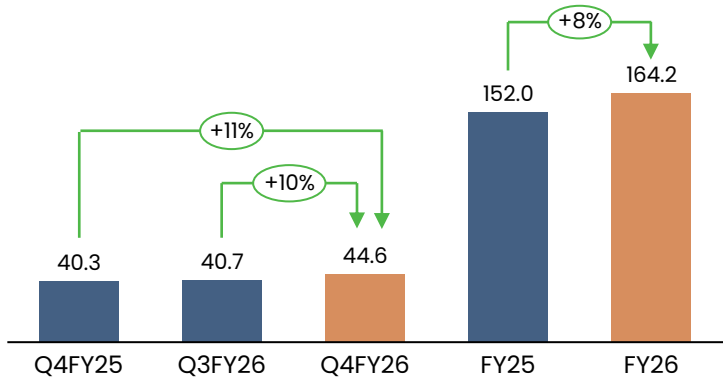

Steel Exports (MT)

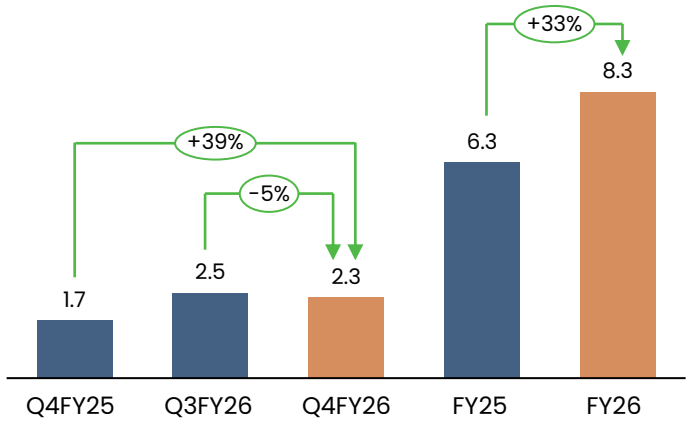

Steel Imports (MT)

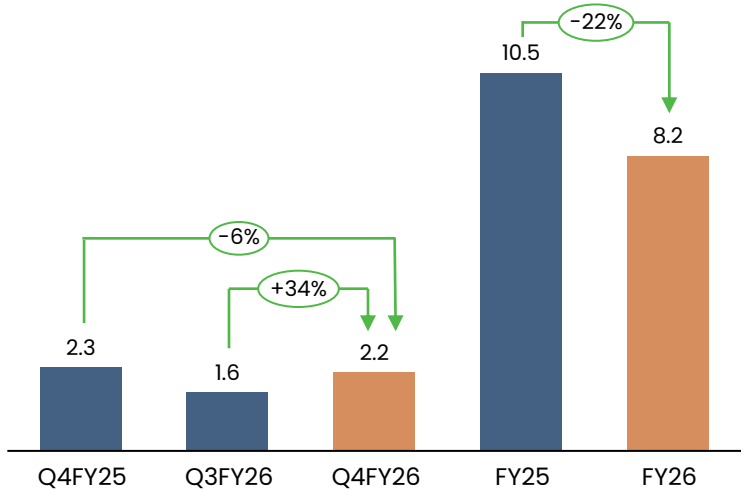

- **Crude steel production** rose **5% QoQ** and **11% YoY** in Q4FY26 to 44.7 MT; for FY26, production increased 11% YoY to 169.2 MT
- **Finished steel consumption** grew **10% QoQ** and **11% YoY** in Q4FY26 to 44.6 MT; for FY26, consumption rose 8% YoY to 164.2 MT
- **Exports declined 5% QoQ** but **increased 39% YoY** to 2.3 MT in Q4FY26; for FY26, exports were up 33% YoY to 8.3 MT
- **Imports rose 34% QoQ but declined 6% YoY** to 2.2 MT in Q4FY26; for FY26, imports decreased 22% YoY to 8.2 MT

India turned a net exporter in FY26 after two years

© 2026 Jindal Steel. All rights reserved. Source: Joint Plant Committee

Steel Product and Raw Material Pricing

HRC: India domestic and Export FOB

HRC (INR/T)	Q4FY25	Q3FY26	Q4FY26	Abs YoY	Abs QoQ
Dom Mum	48,431	47,212	53,758	5,327	6,546
Export FOB	44,167	43,182	48,636	4,469	5,453

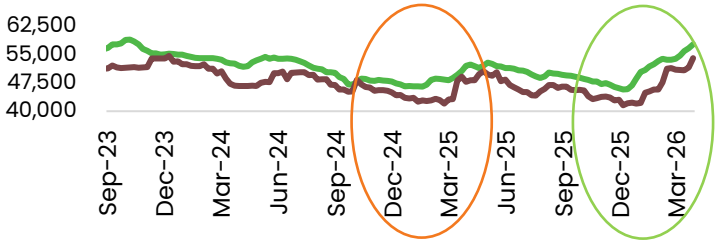

Coking Coal: Premium HCC (CNF Australia origin)

HCC (USD/T)	Q4FY25	Q3FY26	Q4FY26	Abs YoY	Abs QoQ
PHCC Australia	199	216	253	54	37

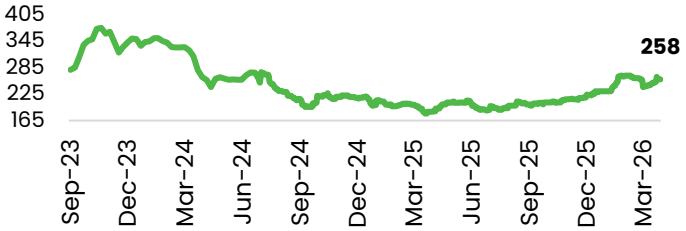

Rebar: India Domestic

TMT (INR/T)	Q4FY25	Q3FY26	Q4FY26	Abs YoY	Abs QoQ
Dom Mum	53,277	47,254	57,208	3,931	9,954

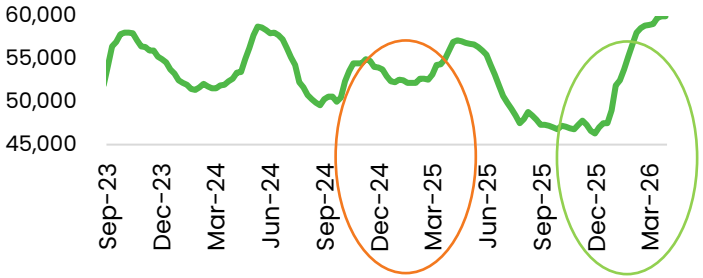

Iron Ore: Domestic Fines and Lumps (Odisha Index)

Iron ore (INR/T)	Q4FY25	Q3FY26	Q4FY26	Abs YoY	Abs QoQ
Fines 62 Fe (0-10 mm)	5,031	5,496	5,873	842	377
Lumps 63 Fe (5-18 mm)	7,077	7,842	7,958	881	115

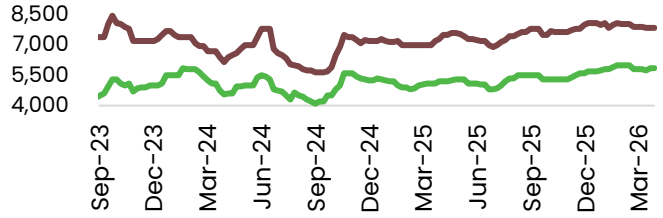

- **HRC and TMT prices recovered strongly** in Q4FY26 supported by a strong sequential demand coinciding with peak construction season
- **Coking coal prices increased** on seasonal supply tightness in Australia
- **Odisha iron ore prices rose** on strong steel demand
- Resulting in **improvement in spot spreads** during the quarter

Steel prices have recovered from the lows of mid December 2025 supported by stronger construction demand

© 2026 Jindal Steel. All rights reserved. Source: Steelmint and Fastmarkets

Production / Sales Volumes

Operational Highlights

Crude Steel Production (MT)

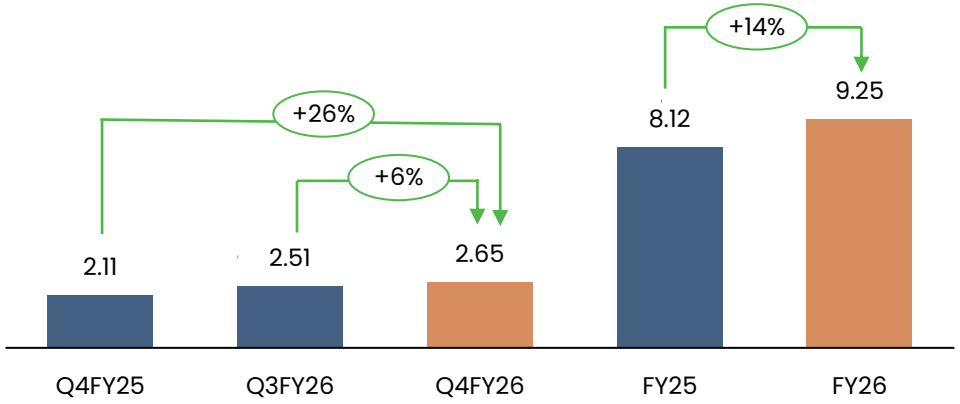

Sales Volumes (MT)

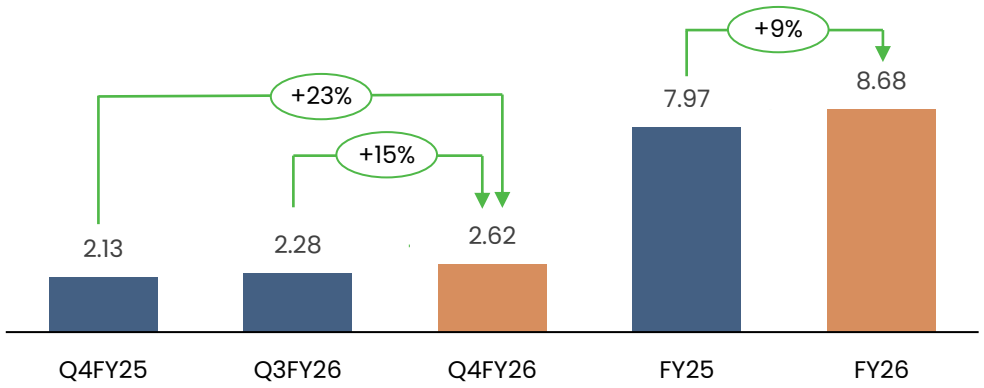

Domestic Sales Volumes (MT)

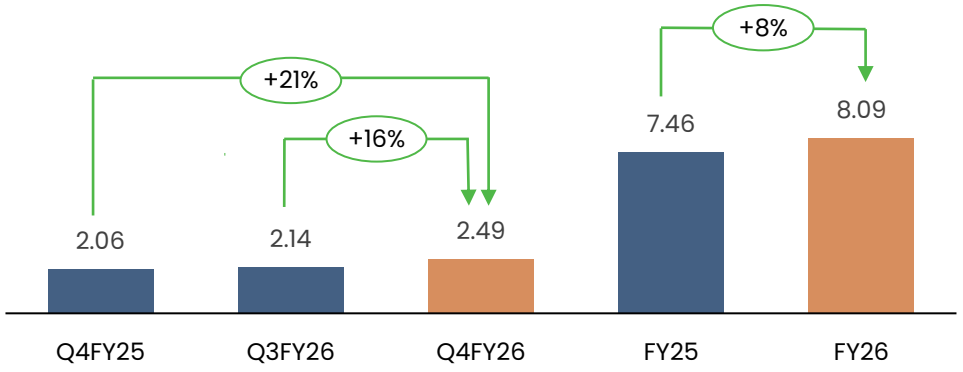

Export Volumes (MT) / % of Total Sales Volumes

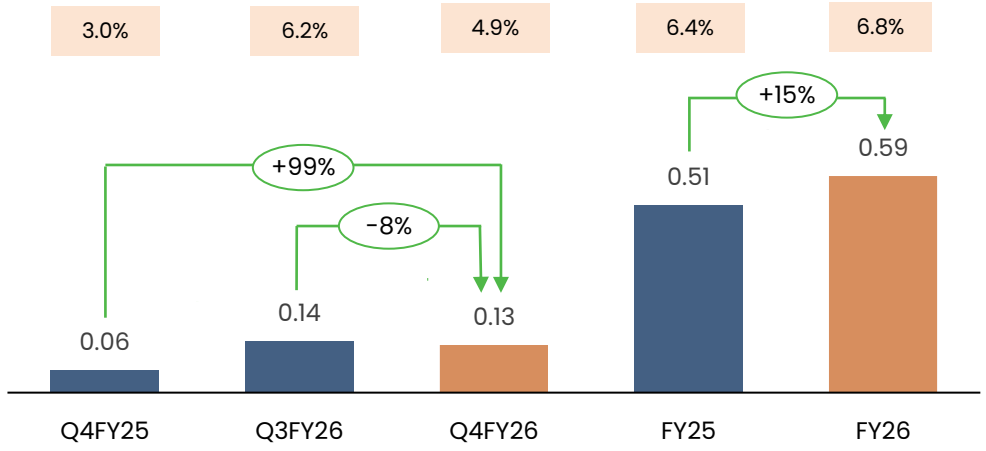

Share of Value Added sales at 61% in Q4FY26; Flats as a proportion of Total Sales volumes at 52% in Q4FY26

© 2026 Jindal Steel. All rights reserved.

Q4FY26 Financial Performance

Steel Production (MT)

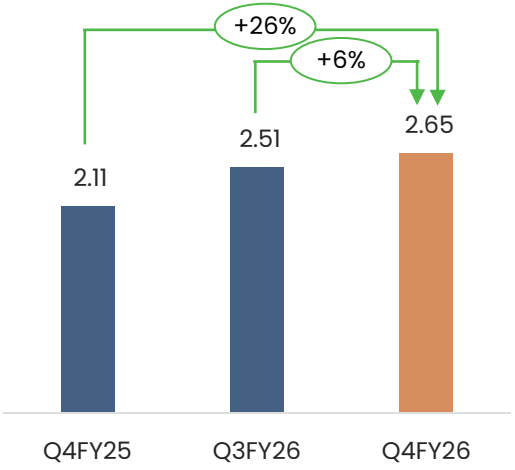

Steel Sales (MT)

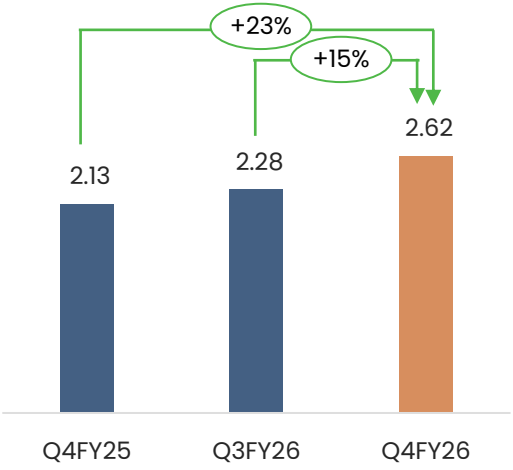

Gross Revenue (Rs. Cr)

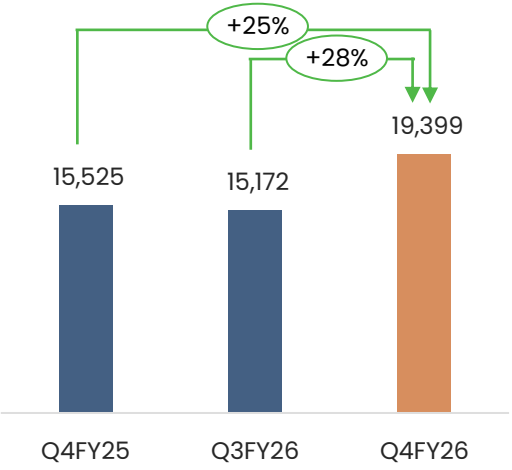

Adjusted EBITDA* (Rs. Cr)

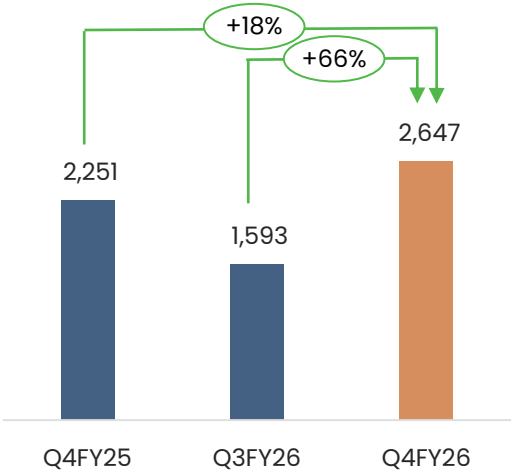

Adjusted EBITDA* / Tonne (Rs.)

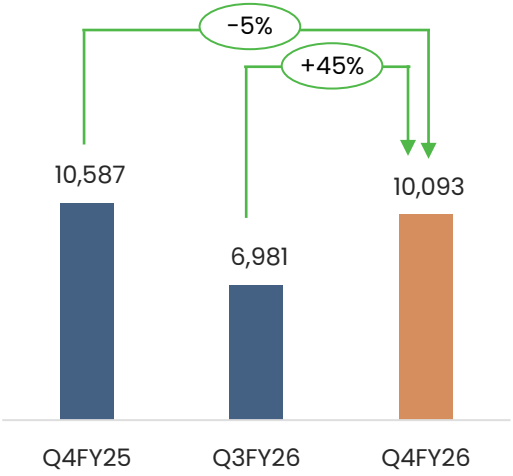

PAT (Rs. Cr)

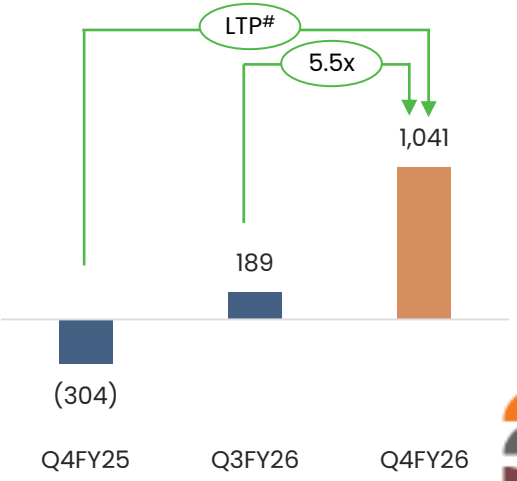

Gross Revenue includes GST and Other income
*Adjusted for FX gain of Rs. 292 Cr in Q4FY26
#Loss to Profit

© 2026 Jindal Steel. All rights reserved.

FY26 Financial Performance

Financials

Steel Production (MT)

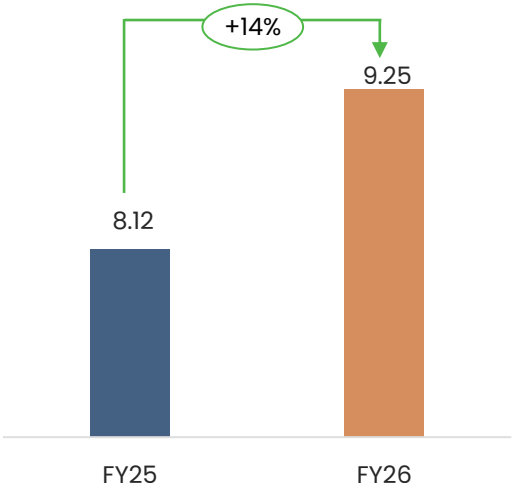

Steel Sales (MT)

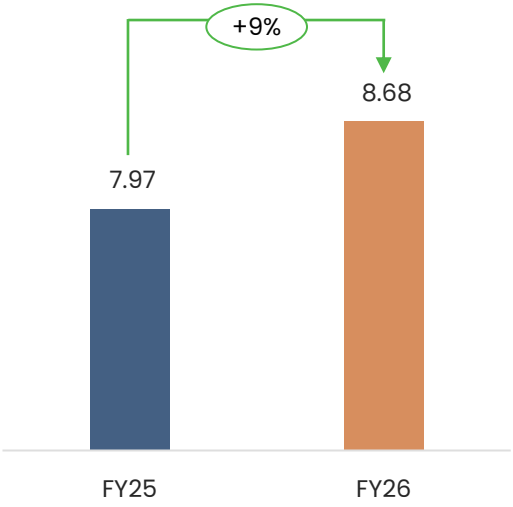

Gross Revenue (Rs. Cr)

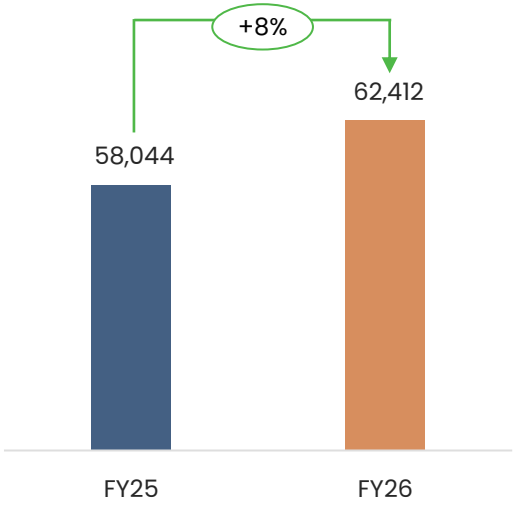

Adjusted EBITDA* (Rs. Cr)

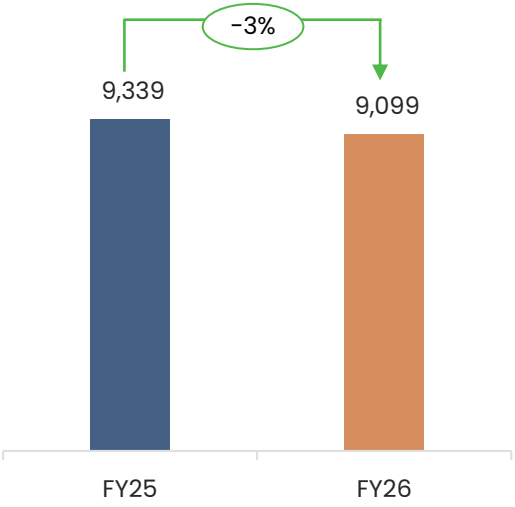

Adjusted EBITDA* / Tonne (Rs.)

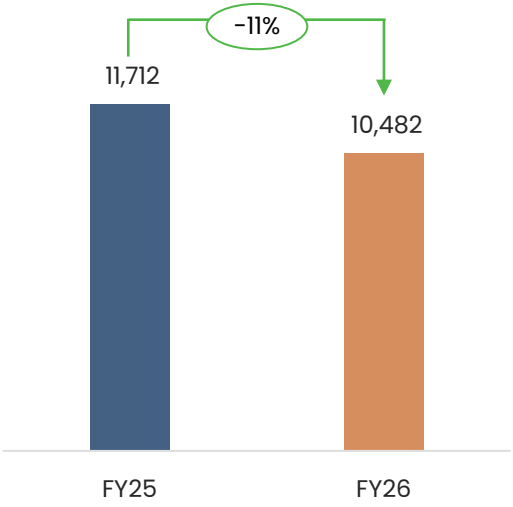

PAT (Rs. Cr)

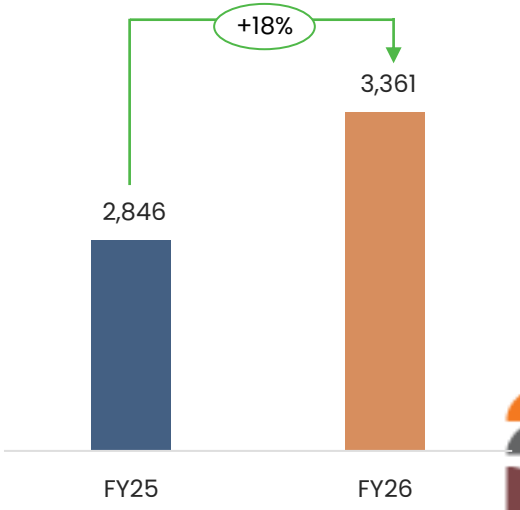

Gross Revenue includes GST and Other income
*Adjusted for FX gain of Rs. 561 Cr in FY26

© 2026 Jindal Steel. All rights reserved.

FY26 Capital Structure and Leverage

Capital Structure

(Rs. Cr)	Mar-24	Mar-25	Mar-26
Long Term Debt	10,058	14,005	19,825
Short Term Debt	5,838	3,837	2,443
Total Debt	**15,896**	**17,842**	**22,268**
Less: Cash & Cash Equivalent	4,694	5,885	6,249
Net Debt /(Cash)	**11,203**	**11,957**	**16,019**

Net Debt and Cumulative Capex (Rs. Cr)

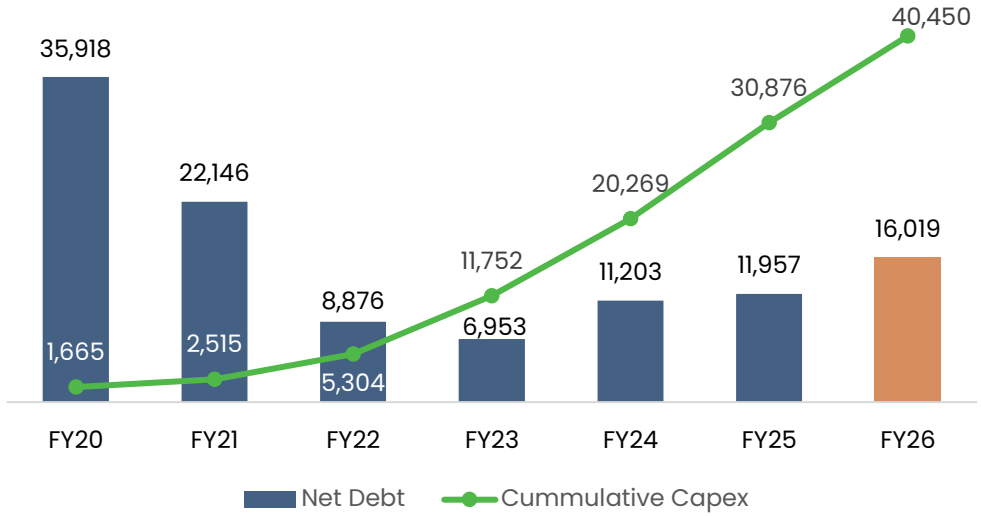

Debt / Equity (x)

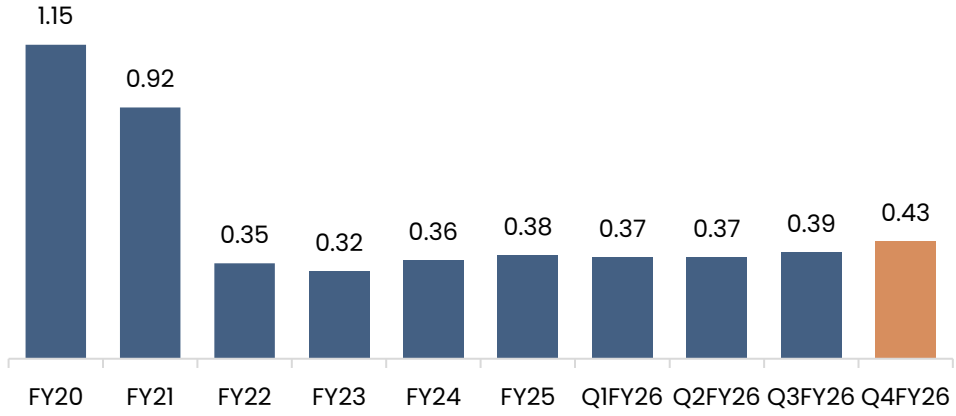

Net Debt / EBITDA (x)

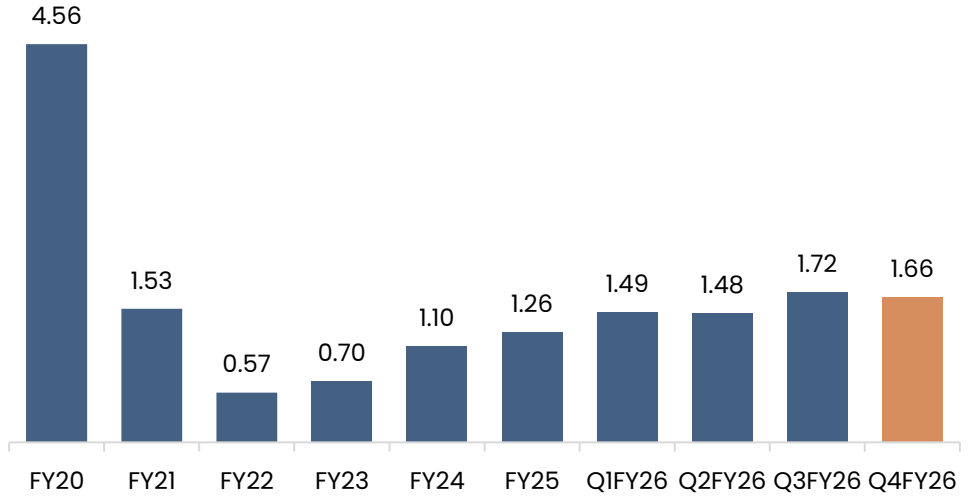

© 2026 Jindal Steel. All rights reserved.

Q4FY26 Net Debt and EBITDA Bridge

Consolidated Net Debt Movement (Rs. Cr)

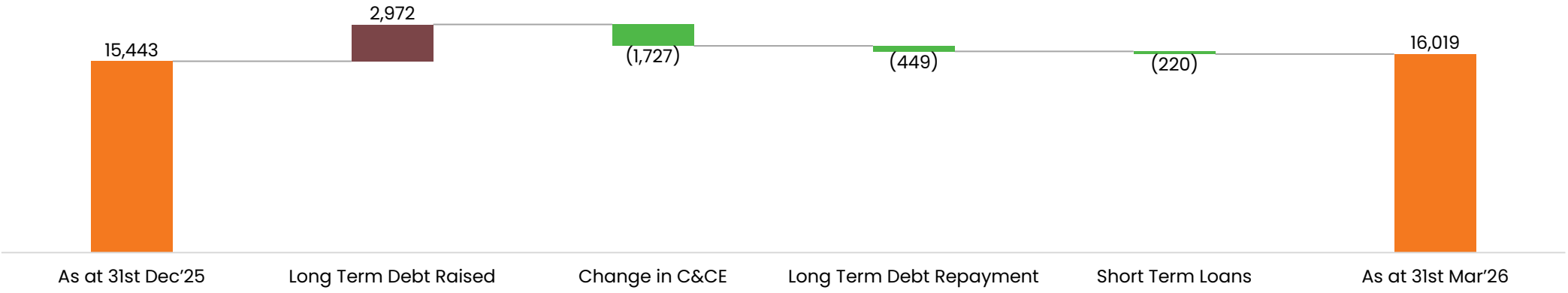

Consolidated Adjusted EBITDA* Movement (Rs. Cr)

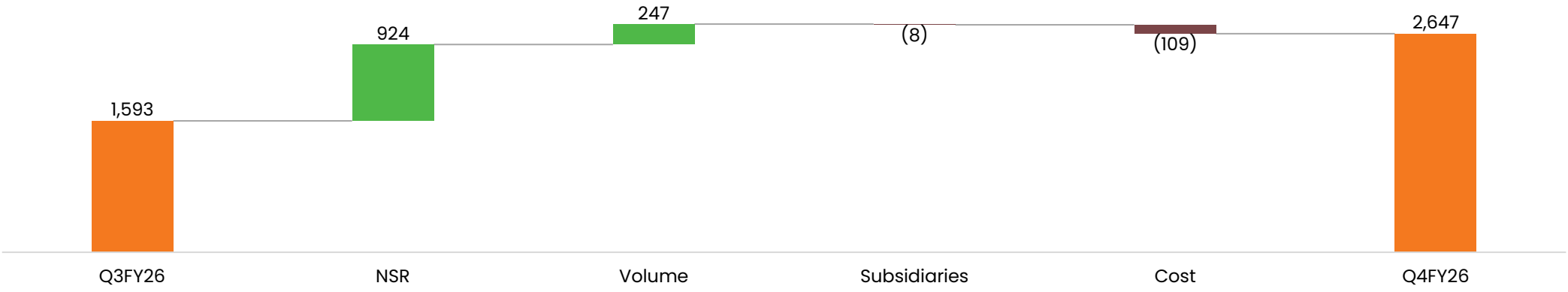

* Adjusted for FX gain of Rs. 292 Cr in Q4FY26

© 2026 Jindal Steel. All rights reserved.

FY26 Net Debt and EBITDA Bridge

Consolidated Net Debt Movement (Rs. Cr)

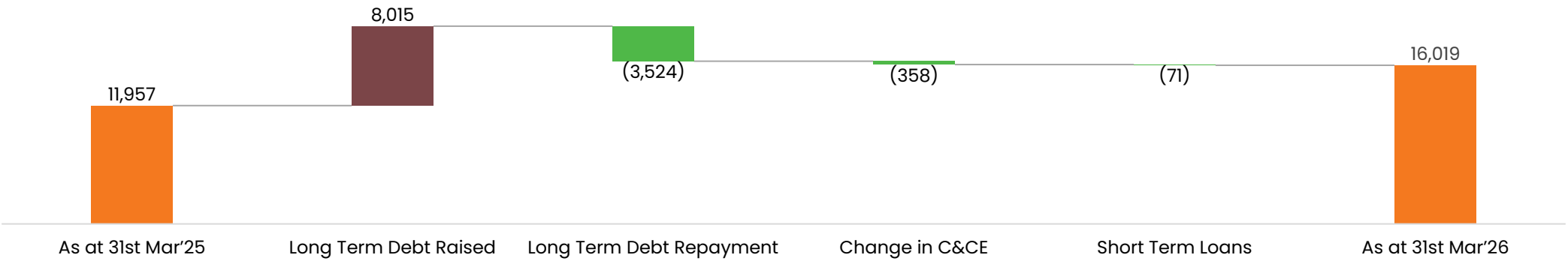

Consolidated Adjusted EBITDA* Movement (Rs. Cr)

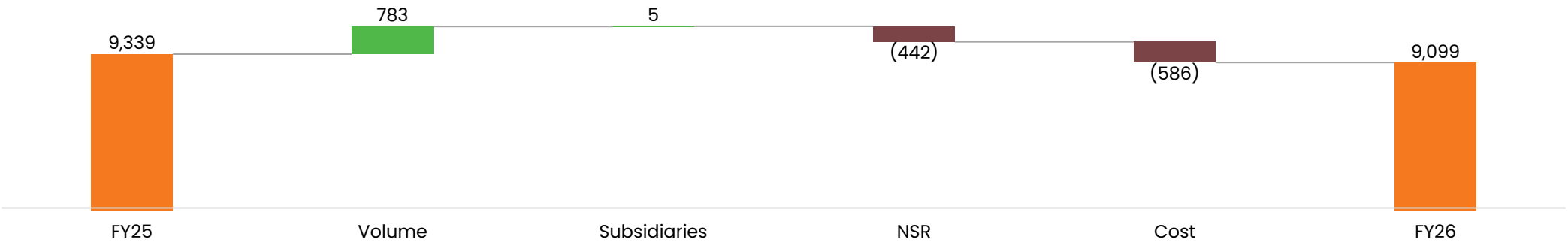

* Adjusted for FX gain of Rs. 561 Cr in FY26

© 2026 Jindal Steel. All rights reserved.

Angul Expansion

Key facilities commissioned in FY26

BF2 - 4.6 MTPA

Commissioned in Sep'25

BOF2 - 3 MTPA

Commissioned in Sep'25

BOF3 – 3 MTPA

Commissioned in Mar'26

SBPP

Both modules operationalised

Coal Pipe Conveyor

Commissioned in Q4FY26

CRM Complex

Commissioned in FY26

© 2026 Jindal Steel. All rights reserved.

Capital Allocation Framework

	Our Commitment	Current Status
Scope & Area of Operations	• Continue to invest in steel & ancillary business (mines, power, ports) • Green-tech primarily in India (organic and inorganic)	• Angul expansion plan mainly completed • DRI2 and Pellet Plant 2 under construction
Growth CAPEX & Target ROCE	• Annual Rs. 7,500 -10,000 Cr • Project pre-tax ROCE of 18-20% (update capex forecast annually) • Primarily using internal accruals	• Capex spent Rs. 9,574 in FY26 • Approach target levels as new facilities ramp up to rated capacities • Funding through optimum mix of debt and equity
Liquidity & Debt	• Maintain Rs. 2,000 Cr liquidity • Net debt to EBITDA below 1.5x through the cycle	• Cash Balance: Rs. 6,249 Cr • Net Debt / EBITDA: 1.66x, with continued focus on deleveraging to < 1.5x through the cycle
Dividends / Buybacks	• To reward shareholders after meeting growth capital requirements	• Maintaining 200% dividend while investing in growth capex

Growth anchored in disciplined capital allocation

© 2026 Jindal Steel. All rights reserved.

Integrated Infrastructure Development

Jindal Paradip Port Limited

- Commissioning and ramp up in a phased manner in FY27
- Capacity of 25 MTPA

Slurry Pipeline

- Pipeline between Barbil and Angul
- Length of 192 km and capacity of 18 MTPA
- In final stages; Expected commissioning in Q1FY27

Coal Pipe Conveyor

- Pipe conveyor between Utkal mines and Angul steel plant
- Length of ~10 km with sufficient capacity
- Completed and commissioned in Q4FY26



Reduced bottlenecks and enhanced product logistics

Lower logistic costs, higher efficiencies and a positive environmental impact

© 2026 Jindal Steel. All rights reserved.

Sector Presence and Retail Focus

Sector Sales Distribution

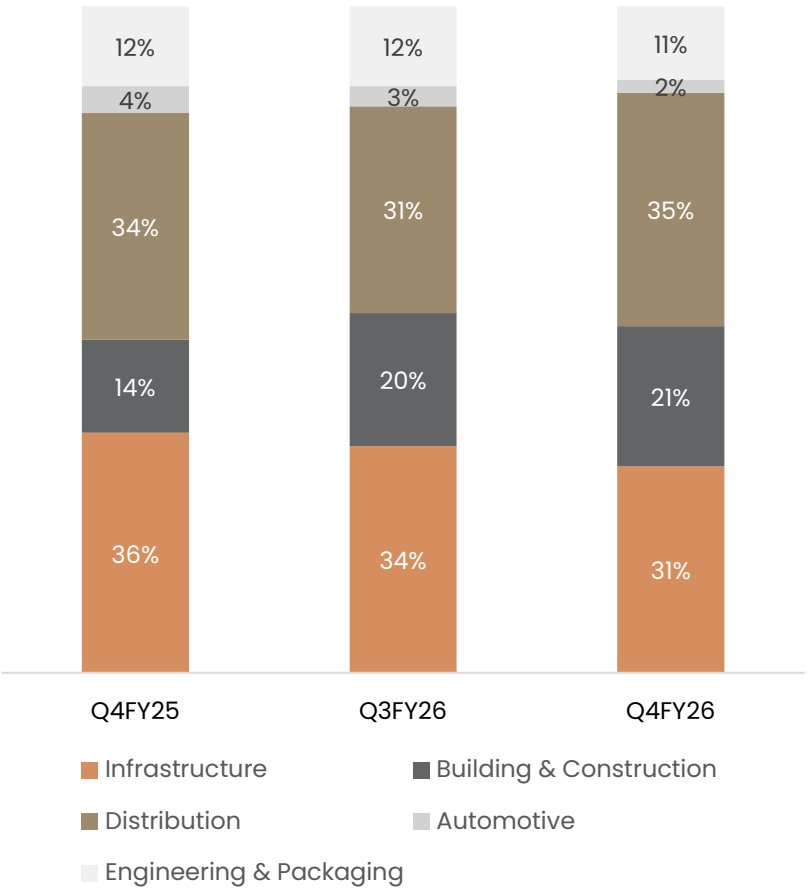

TMT Sales Distribution

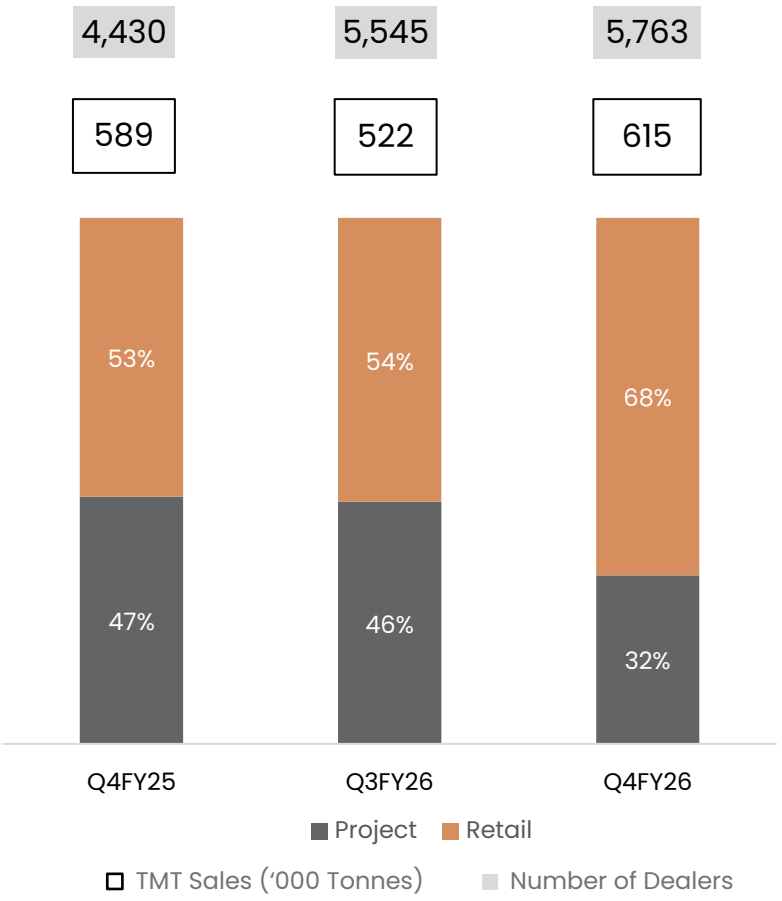

Retail Branding

JINDAL PANTHER®

Speed. Strength. Flexibility.

EST. 2013

Launched as a TMT Rebar brand, Jindal Panther has evolved into a leading national brand in the construction sector. Panther has a Pan-India presence including deep rural penetration, serving a diverse and expansive customer base from individual home builders and small contractors to developers across every tier of India.

Strong Brand Recall | Wide Retail Reach | Expanding Product Portfolio

Strong customer centricity with diversified sector presence and deep channel connect

© 2026 Jindal Steel. All rights reserved.

Steel Products: Core and Specialty (1/2)

Product Range

Flat Products

Hot Rolled Coils

PPGL Coil

Rockhard Plates

Cold Rolled Coils

Long Products

TMT Rebars

Round Bars

Wire Rods

Rails

Specialty Products

Cathode Bars

Fabricated Sections

Track Shoes

Hollow Section

© 2026 Jindal Steel. All rights reserved.

Steel Products: End Use Applications (2/2)

Product Range

Tank Body Application

Defense Vehicle

Tipper Body Floor Panel

Galvanized Steel Coil

Shipbuilding



Plate Rockhard 500 grade

© 2026 Jindal Steel. All rights reserved.

AI Driven Transformation

A comprehensive, layered approach to embed AI across people, processes and plants
from workforce capability to autonomous operations

AIKSHAM – Saksham with AI

People & capability Layer. Enable employees for personal productivity, build AI Champions, and create a self-sustaining AI innovation engine

JARVIS – Jindal AI for Real-time Visibility Intelligence & Systems

Intelligence Layer. Single AI co-pilot ingesting SAP, Data Lake, plant & sales data - action layer, not a reporting tool

Agentic Platform

Digital Workforce Layer. TMT & Cement Sales Voice Agents, Dakshata learning agents, HR virtual employees, and Finance & Procurement intelligence

Optimization Agents

Enterprise Intelligence Layer. Dispatch optimization, PPC planning, and sales enquiry intelligence — shifting from reactive to AI-assisted decisions

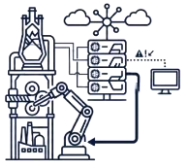

Autonomous Plants

Industrial AI scaling across BF2 Raigarh, BF1 Angul & Angul Mills — from recommendations to semi-autonomous operations

Robotics & Humanoids

Physical AI augmenting workforce from simple repetitive tasks to hazardous operations improving safety and productivity

© 2026 Jindal Steel. All rights reserved.

Digital Transformation

Building an intelligent, connected and integrated steel enterprise

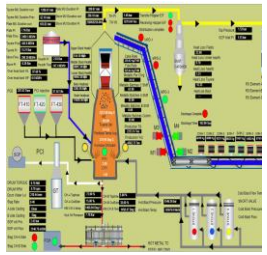

Plant Automation	Smart Plant & Logistics	Intelligent Functions	Connected Workforce
Automated Plant Operation	Digital Twins & Autonomous	Business Process Transformation	Employee Experience & Safety
Level 1 & Level 2 Automation Systems	Asset & Process Reliability - AI Based Prediction Models	Customer and Supplier centric processes	Workforce Safety – Jindal Suraksha Kavach
MES, Manufacturing Execution systems	Smart Logistics - Transport & Rake Management System	Transforming Sales and Operations Planning process	Physical and Cyber Security Protecting People and Assets

© 2026 Jindal Steel. All rights reserved.

ESG Achievements and Plan

FY26: Disclosure Credibility

- First standalone FY25 GRI Sustainability Report with double materiality assessment
- Risk assessments for climate, water, biodiversity, human rights and supply chain completed
- FY25 BRSR, IR, TCFD, TNFD, UNGC, SBTi registration, CDP and EcoVadis framework & rating improvement participation

FY26: External Validation

- S&P Global ESG Score 74/100 from 37/100
- S&P CSA Score 72 from 30 | Sustainability Yearbook 2026
- S&P CSA backed by approx. 1,000 data points and 100/100 Transparency & Reporting

FY27: Controls and Evidence

- Go Live of ESG IT Platform (Credibl)
- Plant ESG governance
- SBTi validation submission
- One evidence pack for BRSR, GRI, IR, CDP, S&P CSA, EcoVadis and Worldsteel indicator disclosure

From disclosure credibility to investor-grade controls, plant execution and transition-ready growth

© 2026 Jindal Steel. All rights reserved.

Social Impact Across the Business

1,686
Lab Tests

30
Gram Panchayats

1,321 units
Blood Collected

17,592
Patients Treated

13,459
Elderly Individuals Catered

51,83,708
No. of Community Members Benefited

1,45,252
Women and Children Catered

9,53,594
Provided With Clean Water

762
Students Served

9,703
Students Provided with Quality Education

2,154
Students Provided with Skill Education

150
Parentless Children Provided with Care

57,372
Women Provided with Benefits

1,19,407
Farmers Provided with Benefits

1,37,289
Artists Provided with Benefits

© 2026 Jindal Steel. All rights reserved.

Awards & Accolades

2019

- Golden Peacock CSR Award

2022

- Golden Peacock CSR Award
- National CSR Award
- FICCI CSR Award

2023

- Best Women Empowerment Initiative
- CSR Journal Excellence Award

2024

- CSR Journal Excellence Award
- AIBCF CSR & Sustainability Award
- Global CSR Award
- CSR Times Award

2025

- 7th ICC CSR Impact Award
- 12th National CSR Sumit and CSR Times Award
- Bharat CSR & Sustainability Summit & Awards
- BCC&I Social Leadership Award
- Brand Honchos Indian Social Impact Award
- Rotary International (National and Eastern Region) CSR Award
- GEEF Global Water Tech Awards
- CSR Universe Award
- 21st FICCI CSR Award

2026 YTD

- Zero Harm Safety Culture Award
- Energy Management System ISO 50001 – 2018 Certification
- NAMC Gold Award 2025-26
- Excellence in Stakeholder Engagement and Value Creation
- 30 Top Corporate Communication Teams 2026
- NCQC Par Excellence and Excellence Awards

2026 Awards

© 2026 Jindal Steel. All rights reserved.

Investor Relations Contact:
ir@jindalsteel.in

Corporate Office:

Jindal Centre 12, Bhikaiji Cama Place, New Delhi

Website – www.jindalsteel.in

© 2026 Jindal Steel. All rights reserved.