

18<sup>th</sup> June 2025

BSE LIMITED Phiroze Jeejeebhoy Towers Dalal Street, Mumbai – 400001  <b>Scrip Code: BSE – AJANTPHARM 532331</b>	National Stock Exchange of India, Exchange Plaza, 5 <sup>th</sup> Floor, Plot no. C/1, G Block, Bandra Kurla Complex, Bandra (East), Mumbai – 400 051  <b>Scrip Code: NSE AJANTPHARM EQ</b>
--	--

**Sub.: Regulation 34 - Annual Report for financial year 2024-25**

Dear Sir/Madam,

We hereby inform that the Forty-Sixth Annual General Meeting (‘AGM’) of the Company will be held on Thursday, 17<sup>th</sup> July 2025 at 11.00 a.m. through Video Conferencing or Other Audio-Visual Means.

Pursuant to Regulation 34(1) of Securities Exchange Board of India (Listing Obligations and Disclosure Requirements) Regulations, 2015, we are submitting herewith the Annual Report and Business Responsibility & Sustainability Report of the Company for the financial year 2024-25 along with Notice of the AGM.

The Annual report, Business Responsibility & Sustainability Report and the Notice of AGM are being sent through electronic mode to members whose e-mails ids are registered and the same are also uploaded on the Company's website <https://ajantapharma.com//images/AjantaPharma-AR-2024-25.pdf>.

Kindly take the same on your records.

Thanking you,

Yours faithfully,

**Gaurang Shah***Sr. VP – Legal & Company Secretary*

Growing  
sustainably.  
Scaling  
responsibly.



CONTENTS

Corporate Overview 02

Ajanta at a Glance	2
Letter to Stakeholders	4
Financial Highlights	6
Our Businesses	8
Our Enablers	15

Statutory Reports 22

Management Discussion and Analysis	22
Directors’ Report	31
Report on Corporate Governance	51
Business Responsibility and Sustainability Report	68

Financial Statements 118

Consolidated	118
Standalone	188

Notice 254

Key Highlights

₹ 4,648 cr.  
Revenue

₹ 1,260 cr.  
EBITDA

₹ 920 cr.  
PAT

[www.ajantapharma.com](http://www.ajantapharma.com)

Our theme for the year highlights Ajanta Pharma’s strategic focus on building a resilient and future-ready business. The core driver of our sustainable growth is our Branded Generics business, contributing a record 74% to our revenue across India and Emerging Markets. We are strengthening this business by prioritising chronic therapies, ensuring long-term sustainable growth. At the same time, we are scaling responsibly through planned expansion of our field force in India and Emerging Markets so as to have optimal coverage of all medical healthcare professionals in our therapeutic segments.

→ Newly inaugurated Corporate Headquarter in Andheri, Mumbai



Ajanta Tower  
ajanta pharma limited  
अजंता फार्मा लिमिटेड  
54A Ajanta Tower, M Vasanji Road, Chakala,  
Andheri (E), Mumbai 400093

ABOUT US

# Ajanta at a Glance



→

Pithampur Facility, Madhya Pradesh

30+

Countries

550+

Products

5,400+

Medical Representatives

11,000+

Ajantaites

## Growth Levers



### New Product Launches

Strong product portfolio under registration & development in R&D



### Market Share Gain

Focus on field force productivity enhancement



### New Markets & Therapies

Adding therapies, products & field force in new countries



### Digitalisation

Across all functions of the organisation

~50%

First to Market

Branded Generics India

Branded Generics Asia & Africa

Leading

Brands in Segments

330+

Products

32%



42%

220+

Products

52

Active ANDAs

23%



Anti-malarial

Products

47

Products on Shelf

US Generics

Africa Institutional

1 Billion+

Patients Treated

% of Revenue from Operations

## LETTER TO STAKEHOLDERS

# Brands at the Core



**Rajesh M. Agrawal**  
Jt. Managing Director

**Yogesh M. Agrawal**  
Managing Director

## Dear Stakeholders,

We take great pride that our efforts to create a long term sustainable and scalable business is bringing encouraging results. With our continued investments in Branded Generics business, we strengthened our chronic product portfolio across the markets. This continues to enable us to keep reaping its benefits for not just years, but decades to come. In fact, its benefits are perennial.

Also, this year, we saw the full year benefit of doubling our sales force

in emerging markets to 1,800 three years ago. This year we scaled up the sales force in India by 20% to 3,450+. We should be able to see the accrual of its benefits in the next two years. This demonstrates our prudent and responsible approach towards scaling up our Branded Generics business.

We are also conscious of creating enabling infrastructure to support this growth. We are pleased to share that our head office has moved into a brand-new office Ajanta Tower which is in the heart of the business district in Andheri

East in Mumbai. It possesses world-class infrastructure to foster collaborative work culture to promote innovative ideas and attract the best from the talent pool. We also added a world class liquid dosages manufacturing facility at our Pithampur location to fulfil rising opportunities in the exports market.

Our focus has always been on sustainable cost optimisation via technological interventions and process enhancements. We are also directing our efforts towards reducing working capital deployment across our businesses. Sustained efforts are being made to further improve our manufacturing efficiencies, optimise our manufacturing footprint and optimize overall fixed costs.

## Segment Review

**Our Branded Generics business contributed 74% to our FY 2025 revenue against 71% in the previous year. This is the highest-ever in the history of Ajanta. During the year, we saw it growing at 15% on the back of expansion in field force, new therapies and new products across the markets.**

After a long gap, we expanded into two new therapies of Nephrology and Gynaecology in India which were supported by addition of 200+ Medical Representatives (MRs) on the ground. Also, we added another 250+ to expand our existing therapy footprints in India. We also took a significant step forward with the first ever acquisition of three brands in the pain management segment. These additions align well with the accelerated growth

trajectory of our India business and will further strengthen our pain portfolio.

In other emerging markets, we continued to penetrate deeper and expanding chronic therapies. During the year we launched record 70 new products across India and Emerging Markets. We also have a strong product portfolio under registration and development in R&D, which will enable sustainable growth in this business segment.

Our Generics Business in the USA contributed 23% to the revenue in FY 2025. In the year, it grew at a 9% as the new launches were done in the later half. We expect much better growth in FY 2026 as we will see the full benefits of these launches and also new launches during the year. Our execution in this market has been excellent and flawless; and we continue to be a preferred partner for the distributors. But we also remain watchful in the market for any potential US government tariff policies.

Our Anti-malarial Institutional business in Africa has been lumpy in nature due to its reliance on sponsors who fund purchases for further distribution to needy countries. In the year, it de-grew by a 41%. We have been prudent to bring down our dependence on this business to about 3% of our total revenue in FY 2025. In the future, we expect it to diminish further and become insignificant as we focus only on sustainable and scalable businesses.

## Financial Highlights

Revenue from operations grew by 10% to ₹ 4,648 cr. Our EBITDA grew by 7% to ₹ 1,260 cr. with 27% margin. Our Profit After Tax grew by 13% to ₹ 920 cr. with PAT margin of 20%.

Our balance sheet position remains pristine with ₹ 615 cr. as cash and liquid investments. We generated free cash flow of ₹ 694 cr. in the year, which is 75% of PAT. We remain prudent in our capital allocation by returning excess cash generated in the business to shareholders. During the financial year, your Company distributed a total of ₹ 700 cr. to shareholders in the form of dividend and buyback. Our Return on Capital Employed improved to 32% in FY 2025 from 31% a year ago. It is amongst the best in the industry.

## Sustainability

**Our successful efforts in Growing Sustainably and Scaling Responsibly gives us the confidence for better performance and lesser impact on environment in coming years.**

At Ajanta, sustainability is our core value, and we continue to work towards it year after year. A 34% of our energy requirements is getting fulfilled from solar power and we continue to enhance this ratio in the coming years with further investments in solar power generation.

Based on the actual output from renewable energy initiatives and energy-saving measures implemented during FY 2025, Ajanta achieved this significant environmental milestone. These efforts led to a reduction of 14,268 tonnes in CO<sub>2</sub> emissions. Apart from this, we are also working on water conservation, solid waste management and plastic neutrality to make our operations more sustainable in the long run.

We take this opportunity to express our deepest appreciation to all our employees and their families for their consistent contribution in our journey. We continue to improve our people practices, benchmarking against the best in the world, which is confirmed by our recognition of 'Great Place to Work', third year in a row. We also thank you for your continuing trust, support, and commitment to Ajanta.

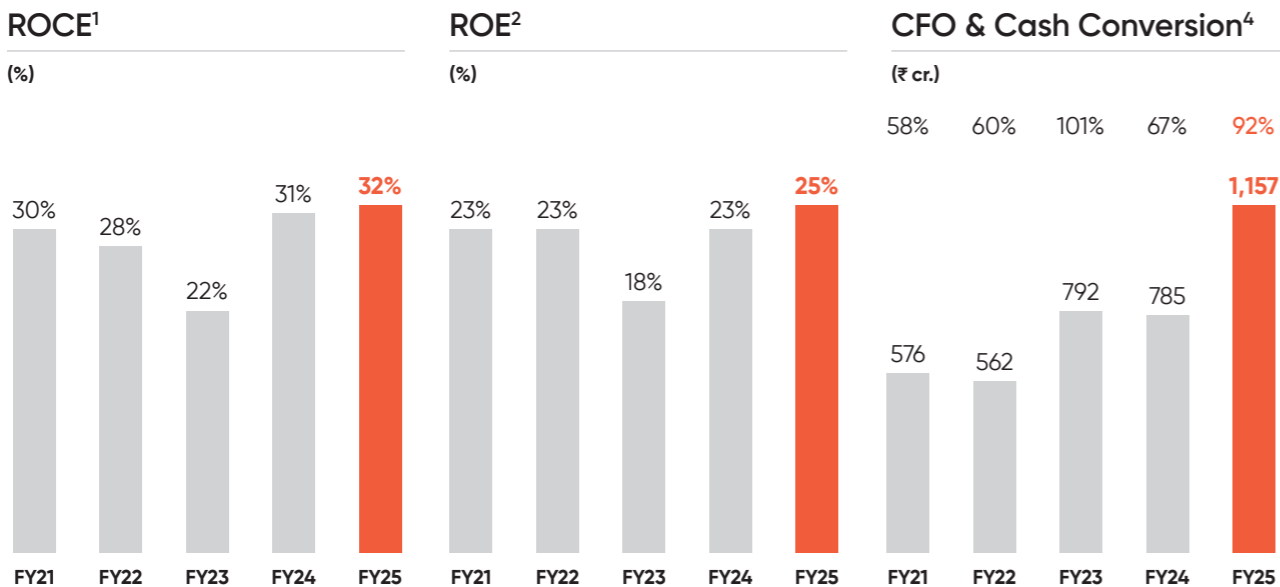
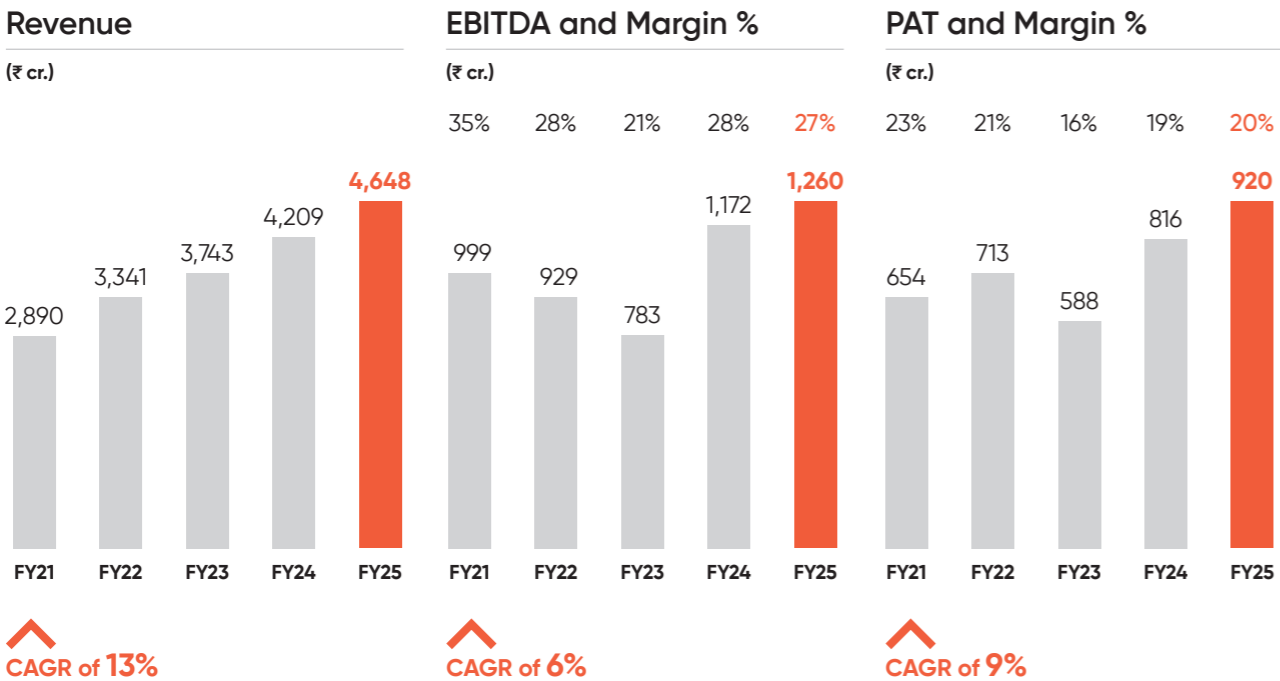
Warm Regards,

**Yogesh M. Agrawal**  
Managing Director

**Rajesh M. Agrawal**  
Joint Managing Director

FINANCIAL HIGHLIGHTS

# Financial Highlights



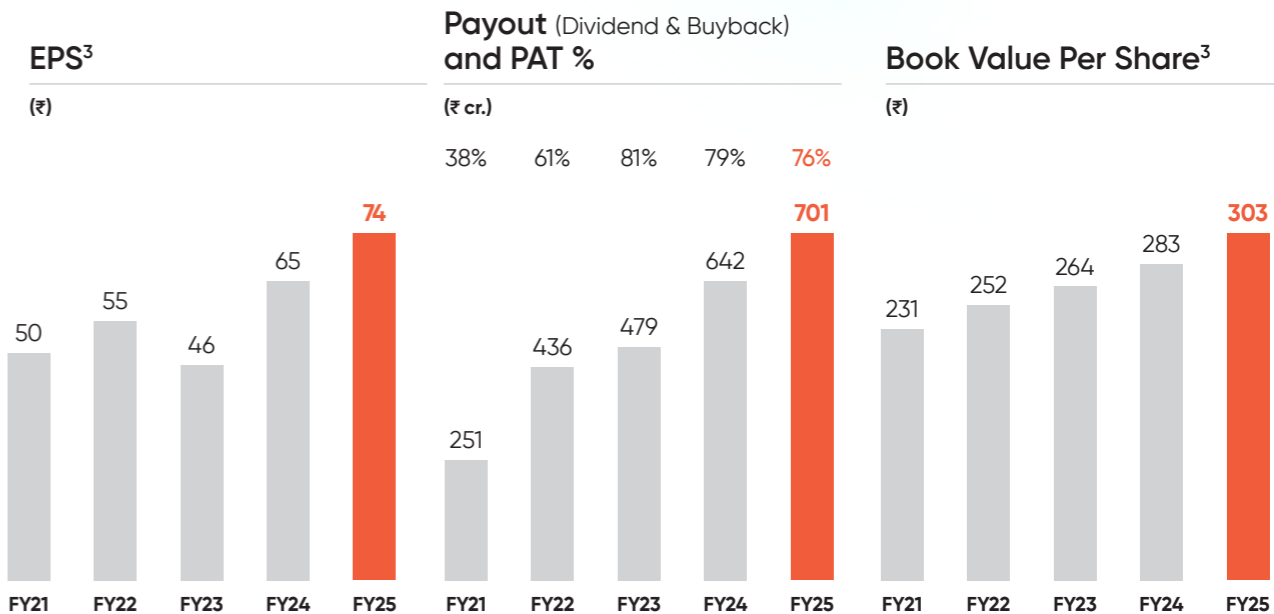
Note:

1. ROCE calculated as EBIT/(Net worth + Lease liability + Deferred tax liability).

2. ROE calculated as Net profit/Average net worth.

3. Bonus issue in April 2022 adjusted in all years for calculation of EPS & Book Value.

4. Cash Conversion Ratio calculated as CFO (Cash Flow from Operations)/EBITDA



OUR BUSINESSES

# Branded Generics

Ajanta has a well-diversified Branded Generics business spread across India and 30+ other emerging market countries in Asia and Africa. The sales for our Branded Generics business stood at ₹ 3,394 cr., registering a healthy growth of 15% during the year, outpacing the overall market growth. This led to a record 74% contribution in the overall revenue. This higher contribution helped to improve our gross margin by 200 basis points to 77%.



We are strengthening this business by prioritising chronic therapies, ensuring consistent and long-term growth. That means, in every market, our chronic ratio is increasing continuously. So, we are focusing more on the chronic therapies now for the growth. That would be a sustainable business, which is going to boost long term growth. At the same time, we are scaling responsibly through planned expansion of our field force in India and emerging markets to have optimal coverage of medical health care professionals.

We have also strengthened this core business by penetrating deeper into select countries of our existing markets and expanding into new markets where we increased MRs, therapies and product offerings. Our focused execution of this strategy involved identifying treatment gaps to add

new products and therapies. It also involved expanding our field force to widen our reach among medical health care professionals through segment-focused marketing. Ajanta has a portfolio of over 550 products in these markets with about 50% being first to market. This is a portfolio of smart products which can improve patient convenience and compliance. Basically, these are targeted towards specialists and super-specialists.

During the year, we launched record number of 70 new products across India and Emerging Markets. We also have a strong product portfolio under registration and development in R&D, which give us the confidence to grow faster than the markets in each of the countries we are present in.

This is supported by a strong field force of over 5,400 medical representatives spread across India, Asia and Africa, including 450+ MRs added in India during FY 2025. This front-end presence across all our markets ensures that we hold leadership positions in various molecules and sub therapeutic segments.

Smart product portfolio, right geographical mix, focused approach, tailored strategies for key markets and strong execution have led to consistent double-digit revenue growth. Ajanta has gained significant positioning in these markets with strong marketing and distribution capabilities. Brand is our biggest moat and our Branded Generics business exhibits assurance, sustainability and scalability for Ajanta in the long run.

OUR BUSINESSES

## Branded Generics



→ Ajanta made it to the Worldwide Book of Records for Maximum Number of Pledges to Train and Learn CPR in India

## India

FY 2025 was indeed an eventful year for the India business with many new initiatives. After seven years there was addition of two new therapies: Gynaecology and Nephrology. The total IPM size for both these therapies is approximately ₹ 16,000 cr., as per latest IQVIA MAT. We have added 200 plus MRs in these two new therapies. We have launched 12 new products in these two therapies in FY 2025.

Also, there was a significant expansion that we undertook in the existing therapies with the addition of 250 new MRs taking our total MR strength in India to over 3,450. We are also open for further expansion in FY 2026 as may be necessary.

The year also saw first ever acquisition of three brands in the pain management segment. These additions are in line with our strategy of increased focus and expanding product basket. This is going to give us a good mileage on the business.

Focusing on our performance in FY 2025, the India business contributed 32% to the Company's total revenue, supported by the launch of 32 new products, including eight first-time launches in the country. For FY 2025, sales reached ₹ 1,452 cr., up from ₹ 1,308 cr. in FY 2024, reflecting a growth of 11%. We continued to outperform the Indian pharmaceutical market by a significant margin of 300 basis points for the year. We remain confident of sustaining this momentum in the coming years,

backed by a robust pipeline of new product launches.

### Total Products

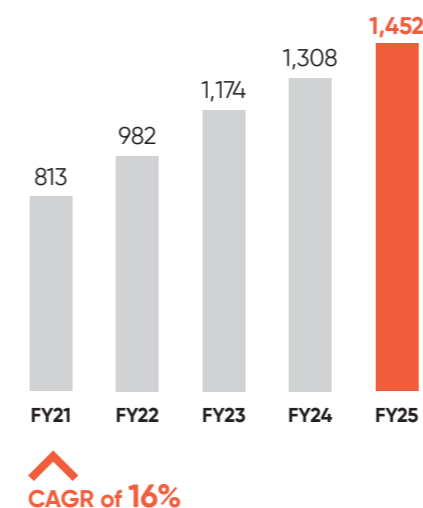
**330+**

### Chronic Contribution

**65%+**

### India Revenue

(₹ cr.)



### Therapy Contribution to India Sales as per IQVIA MAT March 2025



- Cardiology: 38%
- Ophthalmology: 29%
- Dermatology: 23%
- Pain Management: 10%



→ Ajanta stall @ Dermacon, India

**In the covered market, we are 5<sup>th</sup> largest in IPM and amongst top 10 in all our therapeutic segments.**

OUR BUSINESSES

## Branded Generics



## Asia & Africa

Ajanta's Asia business extends across the Middle East, Southeast Asia and Central Asia, covering nearly 10 countries. We are strategically strengthening this business through increased investment in both products and people to drive accelerated growth in the coming years. We have significantly expanded our product portfolio in the region, with the launch of 25 new products, primarily in chronic therapies.

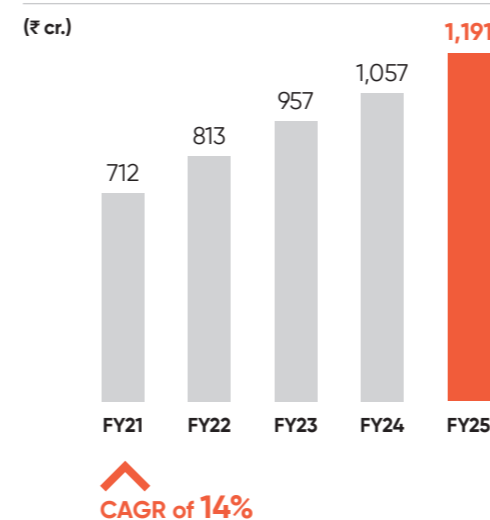
This expansion positions us strongly for the sustained growth in FY 2026 and beyond. In FY 2025, sales were at ₹ 1,191 cr. against ₹ 1,057 cr., a healthy growth of 13%.

Africa business is spread over 20 countries. In FY 2025, our Africa business achieved sales of ₹ 750 cr., an outstanding growth of 28%.

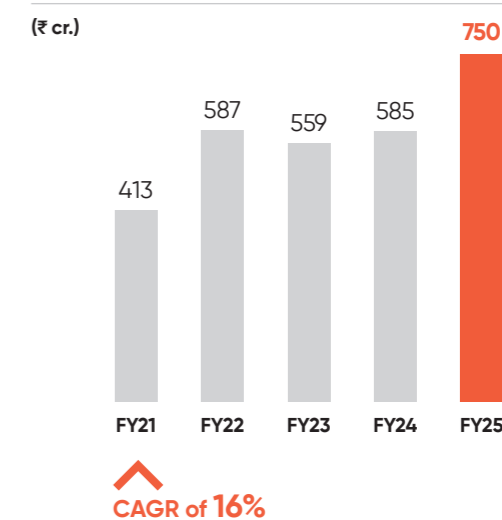
This was driven by continued strategic focus on expanding our chronic therapies portfolio in the region, and successful launch of 13 new products. These initiatives are steadily building a strong foundation for more sustainable and scalable business in the years to come.

As we look ahead, although the African pharmaceutical market is expected to see moderated growth in FY 2026 – partly due to the high base effect of FY 2025 for Ajanta – we remain confident in the long-term potential and strength of our business in the region.

### Asia Revenue



### Africa Revenue



OUR BUSINESSES

US Generics

Our US Generics business closed the year with sales of ₹ 1,047 cr., a growth of 9%. We are well-positioned to capture the complete potential of our 5 new product launches in FY 2025, which is expected to witness a stronger growth supported by a robust pipeline of additional launches planned for the year. We remain vigilant considering ongoing uncertainties and will respond based on actual outcome. Our superior execution continues to keep us as a preferred partner of choice for the distributors.



Honoured for the 4<sup>th</sup> time with the DIANA Award as ‘Best Overall Generic Manufacturer’

Our US strategy of selective play pays

52

Active ANDA (excluding 2 tentative)  
(6 approvals in FY 2025)

47

Products on shelf  
(5 launched in FY 2025)

22

Pending approvals

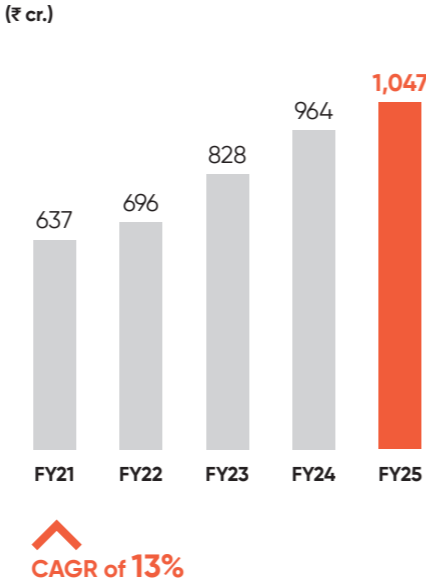
6

ANDA filed in FY 2025

8~12

Target for FY 2026

US Revenue



OUR ENABLERS

Research and Development

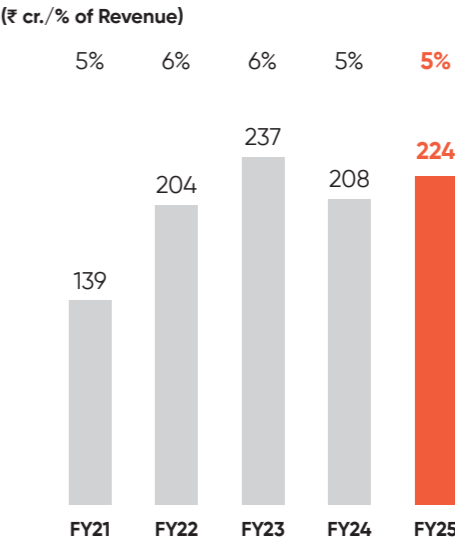


The success in our overall business is backed by our strong commitment to R&D, which has a team of 850+ scientists focusing on the development of complex/ difficult-to-make products. This enables us to bring differentiated products to the market and build the pipeline for future growth.

We have been able to build efficiencies across operations of formulation development, analytical development and regulatory affairs, restricting the R&D spend to 5% of the revenue even during this year, despite increase in product filings across markets. Our R&D spend is expected to remain at similar level going ahead.

Total R&D spend for the year stood at ₹ 224 cr. in FY 2025 against ₹ 208 cr. in the previous year.

R&D Expenses (excluding Capex)



OUR ENABLERS

## Best-in-Class Manufacturing Facilities and Supply Chain

Manufacturing excellence is a continuous pursuit at Ajanta, reflecting our focus on quality, technology and future readiness. At the heart of Ajanta's manufacturing innovations are its seven state-of-the-art manufacturing facilities in India. Two of our facilities are US FDA-approved and others are WHO cGMP compliant. Ajanta is always ahead of the curve and not just does the bare minimum to meet the requirements.



→ Liquid packaging line @ Pithampur, Madhya Pradesh

One of the key additions to our capability during the year was the new liquid dosage block at the Pithampur facility. The new state-of-the-art liquid dosage section will add significant capacity to our operations.

Ajanta has been synonymous with high-quality products and near perfect scorecard for supply assurance. With over 95% supply reliability, we have established that we are continually pushing the boundaries of what is possible.

Ajanta's supply chain excellence was recognised by Economic Times with 'Excellence in Supply chain, Logistics and Distribution' at ET Re-Pharma Awards.



→ Maharashtra CM presented Ajanta with Excellence in Industry 4.0 initiatives Award

Our sustainability efforts received recognition in the form of Environmental Consciousness Award from the Hon. Chief Minister of Maharashtra, Mr. Devendra Fadnavis.



→ Maharashtra CM presented Ajanta with Outstanding Efforts in Promoting Environmental Consciousness Award

## OUR ENABLERS

## Manufacturing Excellence Recognised

Our manufacturing excellence shined in multiple accolades we received during the year from CII National Kaizen and Poka Yoke Competitions.

## Paithan

Platinum in  
Breakthrough Category

Silver in  
Renovative Category



Silver in  
Innovative Category



Gold in Alarm Category



Silver in  
Control Category

Silver in  
Shutdown Category

## Pithampur



Gold in  
Innovative Category

## Chikalthana



Gold in  
Restorative Category

## Sustainability

At Ajanta, sustainable future is our prime motto and we go beyond compliance to meet environmental regulations. We have implemented energy conservation projects across our business units. Solar energy generation at our various units currently fulfils 34% of our total energy requirements. With further strengthening in the next two years, we aim to fulfil up to 68% of our energy requirements from green energy.



At Ajanta, we responsibly adhere to all applicable environmental laws and regulations. Our air emission level and waste generated quantity are much below the permissible limit approved by regulatory authorities. Our manufacturing facilities conserve water by recycling every drop, and we ensure zero discharge at all our units.

economically responsible manner to minimise the impact. We have a well-defined safety, health, and environmental policy that covers the Company, all our subsidiaries, and the contractors working for us.

Our actual output can be compared with any of the below, based on the renewable energy and energy-saving measures during FY 2025:

Our strong commitment to addressing climate change and global warming extends to our business by operating it in a socially, ecologically, and

**14,268**  
Tonnes of CO<sub>2</sub>  
emissions reduced

**6,79,429**  
Trees saved from cutting

OUR ENABLERS

# Digitisation

At Ajanta, we are at the forefront of digitisation. By connecting most of our functions through digital systems, we have built a solid network that helps us serve our customers better. Whether it is R&D, manufacturing, quality control, sales & marketing, HR or finance, we can collect and use data in a way that ensures our products and services meet customer needs smoothly.



→

Tablet compression machine @ Dahej, Gujarat

Previously, batch manufacturing records (BMRs) were maintained manually, a process involving extensive paperwork. Today, these records are entirely digital and seamlessly linked with our production equipment.

This also helps us use predictive analytics to improve efficiency across our supply chain.

With better R&D timelines, less production downtime and faster online customer support, our digitisation efforts are helping us prepare for the future with more confidence. Thoughtful use of AI has become the way to enhance efficiencies across the organisation.

# Corporate Information

Mannalal B. Agrawal

Chairman

Madhusudan B. Agrawal

Vice Chairman

Yogesh M. Agrawal

Managing Director

Rajesh M. Agrawal

Joint Managing Director

David Rasquinha

Independent Director

Medha Joshi

Independent Director

Rajesh Dalal

Independent Director

Simi Thapar

Independent Director

Arvind K. Agrawal

Chief Financial Officer

Gaurang C. Shah

Company Secretary

M/s B S R & Co. LLP

Auditors

M/s RA & Co.

Cost Auditors

CIN No.

L24230MH1979PLC022059

Registered Office

Ajanta House, Charkop, Kandivali (West),  
Mumbai – 400 067  
Tel: +91 22 6606 1000  
Website: [www.ajantapharma.com](http://www.ajantapharma.com)  
E-mail: [corpcom@ajantapharma.com](mailto:corpcom@ajantapharma.com)



# Management Discussion and Analysis

## Economic Overview and Outlook

As per the International Monetary Fund report published in April 2025, the global trade tariff tensions and extremely high levels of policy uncertainty are expected to have a significant impact on economic activity. Based on information as of April 4, global growth is projected to drop to 2.8% in 2025 and 3% in 2026—down from 3.3% for both years in the January 2025 update. This is also much below the historical (2000–19) average of 3.7%.

Growth in advanced economies is projected to be 1.4% in 2025. Growth in the United States is expected to slow to 1.8%. Growth in the Euro area is expected to slow by 0.2% point to 0.8%. In emerging markets and developing economies, growth is expected to slow down to 3.7% in 2025 and 3.9% in 2026,

with significant downgrades for countries affected most by recent trade measures, such as China.

Intensifying downside risks dominate the outlook. Ratcheting up a trade war, along with even more elevated trade policy uncertainty, could further reduce near and long-term growth.

## Pharmaceutical Sector Overview

### Branded Generics: High-Growth Opportunity in Emerging Markets

As per market research firm Research and Markets, the global branded generics market is forecast to grow from USD 261 billion in 2024 to nearly USD 376 billion by 2030, at a CAGR of 6.2%.

Emerging economies are experiencing rapid growth in non-communicable diseases (NCDs) like diabetes and cardiovascular disorders, fuelling demand for

reliable, affordable medicines. Demographic and Economic Trends indicates that large, ageing populations and rising incomes are increasing healthcare consumption in Asia, Africa, and Latin America. On the other hand, though regulatory hurdles persist, improving standards and harmonisation are gradually making it easier for quality-focused companies to expand branded generics portfolios.

The Indian pharmaceutical market (IPM) specifically continues to deliver robust growth. As per PharmaTrac, IPM grew by 8.4% during FY 2025, led by price (5.6%) and new launches (2.4%) growth, while volume growth remained weak at 0.4% YoY. The IPM's value now exceeds ₹ 2.24 trillion, with projections indicating the market will expand near 2 times over the next six to seven years, fuelled by rising chronic disease prevalence, improved healthcare access, and government support for local manufacturing and R&D.



Branded Generics remain the backbone of the Indian market, accounting for nearly 87% of value. However, the market is becoming more competitive, with price-led growth outpacing volume, and increased substitution by trade generics.

## US Generics Market: Growth and Business Potential

The US Generics market remains a cornerstone of the pharmaceutical landscape, accounting for approximately 90% of all prescriptions dispensed in 2024, as per IQVIA. Despite this dominance, the pace of generic uptake for newly off-patent drugs has moderated compared to the rapid adoption seen a decade ago, with recent years showing lower and slower generic penetration following exclusivity loss.

As per Precedence Research, the US Generics drugs market size was

estimated at USD 139 billion in 2024 and is predicted to increase from USD 146 billion in 2025 to approximately USD 232 billion by 2034, expanding at a CAGR of 5.2% from 2025 to 2034. This growth is underpinned by factors like rising chronic disease burden, cost advantages generics offer, etc.

## Company Overview

Ajanta Pharma is a specialty pharmaceuticals formulation company with a well-diversified Branded Generics business spread across India, Asia, and Africa as also US Generics and Institutional business in Africa. In Branded Generics business, the Company has a strong chronic-focused product portfolio led by a first-to-market strategy and front-end presence which helps it outgrow the market. The Company is committed to investing in R&D for product innovations to meet the unmet medical needs by filling identified gaps.

## Performance Highlights

The following analysis and discussion are based on the consolidated financials of the Company for FY 2025. It covers different business verticals as well as the consolidated financial position.

## Branded Generics

The growth for the year was fuelled by an excellent performance of our branded generic business, which contributed 74% of overall revenue. This business is spread across India, Asia & Africa. This business exhibits assurance, sustainability and scalability in the long term.



# Management Discussion and Analysis

Exhibit 1

Branded Generics	FY25 Sales (₹ cr.)	FY24 Sales (₹ cr.)	Growth (%)
India	1,452	1,308	11%
Asia	1,191	1,057	13%
Africa	750	585	28%
<b>Total</b>	<b>3,394</b>	<b>2,949</b>	<b>15%</b>

It was a very eventful year for India business with many new initiatives:

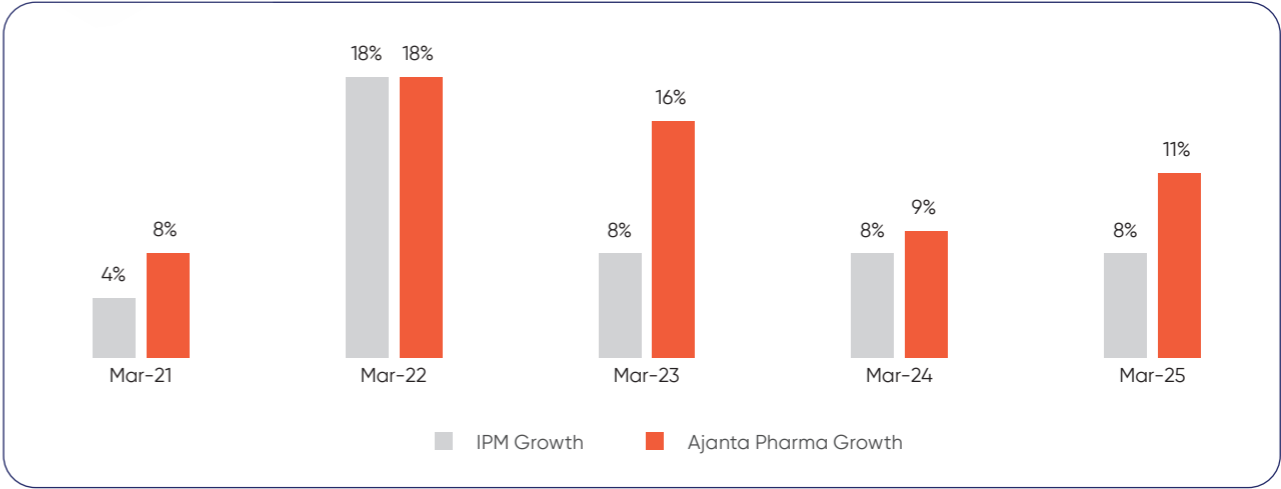
1. Addition of two new therapies i.e. Gynaecology and Nephrology with 200 MRs.
2. Significant expansion in existing therapies with addition of 250+ new MRs after a long gap of 7+ years.
3. Acquisition of three brands in pain management.

In India, sales grew by 11% surpassing IPM growth rate of 8% as per IQVIA MAT March 2025. The 300-basis points outperformance of the IPM came on the back of 32 new product launches, including 8 first-to-market, and consistent growth in the existing products. This also helped the Company to retain its 26<sup>th</sup> rank in IPM.

Exhibit 2: Industry vs. Ajanta Pharma Growth

IQVIA MAT March 2025			
Particulars	Mar-25	Mar-24	
<b>Indian Pharma (₹ cr.)</b>	₹ 233,261	₹ 216,092	
Industry	8%	8%	
APL	11%	9%	
APL Rank	26	26	
<b>Ophthalmology (₹ cr.)</b>	₹ 4,508	₹ 4,295	
Industry	5%	9%	
APL	6%	12%	
APL Rank	2	2	
<b>Cardiology (₹ cr.)</b>	₹ 30,054	₹ 26,947	
Industry	12%	10%	
APL	11%	4%	
APL Rank	17	17	
<b>Dermatology (₹ cr.)</b>	₹ 16,301	₹ 14,859	
Industry	10%	6%	
APL	14%	17%	
APL Rank	16	15	
<b>Pain Management (₹ cr.)</b>	₹ 18,541	₹ 17,226	
Industry	8%	8%	
APL	11%	12%	
APL Rank	27	28	

Exhibit 3: IPM vs. Ajanta Pharma Growth



The Branded Generics business in Asia and Africa consists of more than eight major therapeutic segments and we hold the leading position in all our sub-therapeutic segments.

## Basket of More than 220 Products

Ajanta’s Asia business extends across the Middle East, Southeast Asia, and Central Asia, covering nearly 10 countries. We are strategically strengthening this business through increased investments in both product and people to drive accelerated growth. We have significantly expanded our product portfolio in the region with the launch of 25 new products, primarily in chronic therapies. This business saw a growth of 13% in the year and

contributed 26% to total sales. The growth was well-diversified in terms of new product launches, besides volume growth of existing products.

Our Africa business achieved an outstanding growth of 28%, driven by a continued strategic focus on expanding our chronic therapies portfolio in the region and successful launch of 13 new products. These initiatives are steadily building a strong foundation for a more sustainable and scalable business in the years to come. This business contributed 16% in total sales in the year. The growth in FY 2025 was higher on the low base of FY 2024.

## The US Generics

The US Generics recorded 9% growth for the year and contributed

23% to total sales. This growth was soft as all five new product launches occurring in the second half of the year, limiting their ability to contribute to the full-year performance. We have 47 products on the shelf and 22 ANDAs are awaiting approvals. During the year, we filed 6 ANDAs, received 6 final approvals and launched 5 products.

## Africa Institutional

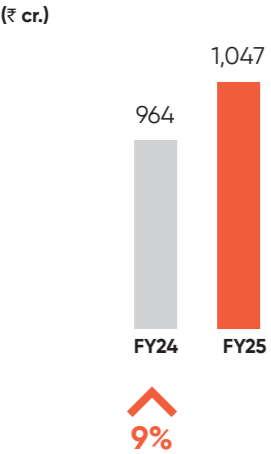
This business consists of anti-malarial products being distributed through multilateral aid agencies, which saw degrowth of 41% due to lower procurement by agencies and contributed 3% to total sales. This business has become a very small part in our overall business.



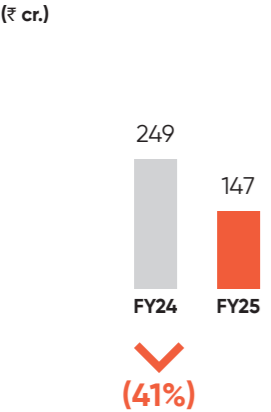
Management Discussion and Analysis

Exhibit 4: US Generics and Africa Institutional Sales

US Generics



Africa Institutional



Operational and Financial Performance

During FY 2025, we significantly enhanced capital allocation to the Branded Generics business with accelerated product filing and enhanced ground presence. We have maintained our margins. This has added surety, scalability, and sustainability to the business.

Exhibit 5

(₹ cr.)

Particulars	FY 2025	% to RO	FY 2024	% to RO	% Growth
Revenue from Operations	4,648	-	4,209	-	10%
EBITDA	1,260	27%	1,172	28%	7%
Profit Before Tax	1,189	26%	1,114	26%	7%
Net Profit	920	20%	816	19%	13%
Total Comprehensive Income	922	20%	817	19%	13%

Revenue from Operations

Revenue from operations stood at ₹ 4,648 cr. in FY 2025 against ₹ 4,209 cr. in FY 2024, registering a growth of 10%.

Material Costs

Material cost moved to 23% in FY 2025 from 25% in FY 2024, an improvement of 200 basis points on the back of change in business mix and ease in few API prices.

Employee Expenses

Personnel expenses accounted for 23% of the revenue from operations in FY 2025 against 21% in previous year. Total cost stood at ₹ 1,090 cr. in FY 2025 against ₹ 900 cr. in FY 2024. Higher increase in the cost is due to one-time charge of about ₹ 30 cr. for change in gratuity policy and additions of medical representatives in India.

Other Expenses

Other expenses stood at ₹ 1,228 cr. in FY 2025 (26% of revenue from operations) against ₹ 1,070 cr. in FY 2024 (25% of revenue from operations), a 100 basis point increase over the previous year due to increased SG&A expenses towards addition of new therapies and marketing divisions in India business. R&D cost was at ₹ 224 cr. in FY 2025 against ₹ 208 cr. in

FY 2024, which accounted for 5% of revenue from operations.

With our continued focus on Branded Generics business, we have allocated higher resources on product registrations, promotions, and the launch of new products, resulting in higher marketing expenses.

Operating Profit Margin

EBITDA in FY 2025 stood at ₹ 1,260 cr. against ₹ 1,172 cr. in FY 2024, a growth of 7% over the previous year. This positive performance was attributed to the combined benefits of contribution of business product mix and improvement in gross margins. EBITDA as % to revenue stood at 27%, which is among the best in the industry. We expect this to now remain at this level or see small improvement in coming years.

Other Income

Other Income stood at ₹ 94 cr. in FY 2025 against ₹ 85 cr. in FY 2024. Major component in both the years was the forex gain.

Net Profit Margin

Profit After Tax was at ₹ 920 cr. in FY 2025 against ₹ 816 cr. in FY 2024. PAT margins stood at 20% in FY 2025 against 19% in FY 2024.



Return on Net Worth

Return on Net Worth improved to 25% in FY 2025 against 23% in the previous year.

Return on Capital Employed

Return on Capital Employed stood at 32% in FY 2025 compared to 31% in FY 2024.

Balance Sheet

Non-current Assets

The non-current assets have gone up to ₹ 2,172 cr. in FY 2025 from ₹ 1,907 cr. in FY 2024. Our Capex was ₹ 318 cr. for the year from maintenance capex including new liquid plant at Pithampur, new office in Andheri and brand acquisition cost. The Capex including maintenance Capex for FY 2026 is estimated to be about ₹ 300 cr.

Current Assets

Current Assets stood at ₹ 2,843 cr. in FY 2025 against ₹ 2,731 cr. in FY 2024. Receivables days saw significant improvement to 94 days from 109 in FY 2024 due to higher

contribution from branded generics and factoring of few receivables. The absolute amount stood at ₹ 1,183 cr. against ₹ 1,247 cr. in FY 2024.

Inventory in terms of the number of days to sales has improved to 72 days in FY 2025 from 73 days in FY 2024 due to the easing of the supply chain. In absolute amounts, it has marginally increased to ₹ 904 cr. in FY 2025 from ₹ 828 cr. in FY 2024. Current Ratio for FY 2025 stood at 2.85 against 3.05 in FY 2024.

Shareholders' Funds

Shareholders' funds increased to ₹ 3,790 cr. in FY 2025 from ₹ 3,567 cr. in FY 2024. Earnings per share stood at ₹ 74 in FY 2025 against ₹ 65 in FY 2024. During the year, the Company paid ₹ 701 cr. against ₹ 642 cr. in FY 2024 through a combination of dividend and share buyback (including tax).

Non-current Liabilities

Non-current liabilities in FY 2025 stood at ₹ 229 cr. against ₹ 175

cr. in FY 2024, mainly consisting of deferred tax and lease liabilities. Increase in FY 2025 was mainly for change in gratuity policy and higher provision towards it.

Current Liabilities

Current liability stood at ₹ 996 cr. in FY 2025 against ₹ 896 cr. in FY 2024. Trade payable days reduced from 85 in FY 2024 to 75 in FY 2025. Our strong balance sheet combined with a focus on cash conservation provides us the confidence that we will continue with our consistent performance.

# Management Discussion and Analysis

## Consolidated Cash Flow

The Company had a healthy cash flow during FY 2025; the snapshot of this is in Exhibit 6.

Exhibit 6

Particulars	FY 2025	FY 2024
Opening Cash and Cash Equivalents	129	330
Cash flows from:		
a) Operating Activities	1,157	785
b) Investing Activities	(377)	65
c) Financing Activities	(734)	(1,051)
Closing Cash and Cash Equivalents	175	129

## Empowered Team

We have moved into our world-class corporate head office Ajanta Tower at the heart of Mumbai's one of the most bustling business districts Andheri East. Our new head office is designed to nurture talent with advanced training infrastructure and foster collaboration with designated break out spaces. Also, it boasts of the best-in-class employee facilities with canteen, gymnasium, recreational zones to attract high quality talent in the industry.

Your Company's Human Resource Development efforts continue to shape Ajanta as a preferred place to work. These efforts were once again recognised with the 'Great Place to Work' certification for the

third consecutive year. Our people practices are now benchmarked globally. These include structured skill development, personality enhancement, and employee engagement through internal communication. Together, they contribute to a work environment that is positive and enabling.

Ajantaites are empowered to take ownership and deliver impact. The Company's culture is anchored in four core values: Excellence, Transparency, Integrity, and Discipline. These principles guide over 11,000 employees in fulfilling the mission of delivering life-saving medicines to those in need.

The Company is committed to maintaining a safe, secure, and healthy workplace. Workforce

productivity and performance are consistently reviewed to stay ahead of internal and industry benchmarks. Professional goals for individuals and teams are closely aligned with organisational objectives. This alignment ensures a clear sense of direction and reinforces purpose at every level.

Human resource initiatives focus on building an inclusive culture grounded in respect and fairness. Capability development, career progression, and safeguarding human rights remain key priorities. Creating a safe work environment is central to these efforts.

The Company supports the capabilities of differently abled employees and provides equal opportunities for contribution. A zero-tolerance policy towards discrimination is strictly followed. The Occupational Health and Safety (OHS) framework across manufacturing facilities ensures that employees operate in a safe and compliant setting.



## Risk Management

The risk management philosophy at Ajanta stems from the set of principles and framework embedded in our values for sustainable growth which prompts us to scale our business very responsibly. This keeps us prudent in capital allocation, thoughtful in our choice for markets and products, and conscious of impact we have on mother earth. Also, it keeps us very mindful of our own business practices to mitigate any known or unknown risks.

The business environment has always been dynamic and continuously shifting. But in the current environment of tariff-tensions, it is becoming more uncertain and complicated. We operate across more than 30 highly regulated countries, each with its own intricate and unique operational challenges.

This gives rise to a wide array of risks, which we proactively track, evaluate, and address through our comprehensive Enterprise Risk Management (ERM) framework. Through effective risk identification, analysis, and mitigation, we aim

to build resilience, support long-term growth, and optimise value creation.

Our ERM process involves collaboration with functional leaders to recognise both internal and external events that could negatively affect the Company's goals. It also includes ongoing surveillance of changes in internal and external contexts that could lead to new risks or threats. The key risks identified include regulatory compliance, currency risks, market competition, supply chain vulnerabilities, cybersecurity and data protection, macroeconomic and geopolitical factors, third-party risks and Environmental, Social, and Governance (ESG) concerns. The Risk Management Committee conducts an annual review of our risk management policy. Our ERM framework is vital in protecting the interests of the Company, its shareholders, and all stakeholders.

## Internal Controls and Adequacy

Company has established a strong and dependable internal

control system, as we consider it fundamental to sound governance. The internal control framework is structured to consistently evaluate the sufficiency, efficiency, and effectiveness of these controls. Management remains dedicated to maintaining an internal control environment appropriate to the scale and complexity of our operations. This ensures adherence to internal protocols, applicable laws and regulations, accuracy in record-keeping, efficient operations, safeguarding of assets and resources, and overall risk mitigation. The controls are designed to offer reasonable assurance.

The present system of Internal Financial Controls (IFC) complies with the Companies Act, 2013 and aligns with internationally recognised risk-based frameworks. Our Internal Audit (IA) function reports through CFO to the Chairperson of the Audit Committee, thereby preserving its independence and objectivity. A specialised internal audit team, supported by external audit firms, works to safeguard and enhance organisational value by offering risk-based, impartial assurance, guidance, and insight.

The annual internal audit plan is developed from a well-defined Audit Universe, which includes all business areas, functions, risks, compliance needs, and control



→ Townhall event for corporate office employees



## Management Discussion and Analysis

maturity levels. This plan is reviewed and approved by the Audit Committee at the start of each financial year. Every quarter, the Audit Committee is updated on significant control matters and the status of action taken on previous findings. The Committee engages

with management, reviews the existing systems, and consults both internal and statutory auditors to understand their perspectives on the control environment.

The Company acknowledges that all internal control systems come

with certain inherent limitations and therefore conducts periodic audits and evaluations to ensure continuous improvement and timely updates to these systems.

### Cautionary Statement

Statements in the Management Discussion and Analysis describing the Company's objectives, projections, estimates, and expectations may be forward-looking statements. Actual results may differ materially from those expressed or implied due to various risks and uncertainties. Important factors that could make a difference to the Company's operations include global and Indian demand-supply conditions, finished goods' prices, changes in government regulations and policies, tax regimes, economic conditions within India and the countries within which the Company conducts business and other such factors. The Company does not undertake to update these statements.

## Directors' Report

### Dear Shareholders,

Your directors take pleasure in presenting the Forty-Sixth Annual Report and Company's Audited Financial Statements for the Year ended 31 March 2025 (FY 2025).

### Summarised Financial Highlights:

Particulars	Consolidated		Standalone	
	2025	2024	2025	2024
Year ended 31 March				
Revenue from operations	4,648	4,209	4,322	3,971
Other Income	94	85	120	116
Profit before Depreciation, Finance Costs and Tax expense	1,354	1,257	1,324	1,236
Profit after Tax	920	816	917	807
Earnings Per Share (EPS) (₹) (Basic)	73.56	64.82	73.28	64.11

Company publishes limited review financial results on quarterly basis, and audited financial results annually, both consolidated & standalone.



### Performance Review

Performance for the year was excellent, with Branded Generic Business growing at 15% and Consolidated Revenue from operations growing by 10% over the previous year. Consolidated Profit After Tax also saw a growth of 11% compared to previous year. Exports contributed 68% of the revenue.



### Dividend

Board of Directors, at its meeting held on 28 October 2024, declared an interim dividend of ₹28 per share. This dividend distribution was in line with the Company's Dividend Distribution Policy, which is available on the Company's website and can be accessed at <https://ajantapharma.com/images/DividendPolicy.pdf>. Details of share buyback is given in following paragraph.

#### Distributed ₹ 700 Crores to Members

- ₹ 350 Cr. as dividend
- ₹ 350 Cr. through buyback.



### Subsidiaries, Associates and Joint Ventures

The Company continues to have four overseas subsidiaries, and it does not have any Associate company or a Joint Venture. Salient features of the Financial Statements of subsidiaries are provided in the AOC-1 statement annexed herewith as "Annexure A".

Audited Financial Statements of subsidiaries are available on Company's website at [www.ajantapharma.com](https://www.ajantapharma.com) and the same are also available for inspection at the Registered Office of the Company during business hours as stipulated under Section 136 of The Companies Act, 2013 (the "Act").



### Material subsidiaries

Ajanta Pharma USA Inc. continues to be material subsidiary in accordance with the provisions of The SEBI (Listing Obligations and Disclosure Requirements) Regulations, 2015 (The "Listing Regulations") read with the Company's "Policy on Material Subsidiaries".

The policy can be accessed at: <https://ajantapharma.com/images/PolicyonMaterialSubsidiaries.pdf>



### Share Capital

There was no change in authorised share capital of the Company during the year under review.

### Buy-back of shares

During the year, Company bought back 10,28,881 fully paid-up equity shares of the face value of ₹ 2/- each, representing 0.82% of the total number of equity shares in the subscribed and paid-up equity share capital of the Company. The buyback was from the existing shareholders of the Company on a proportionate basis, through "Tender Offer" route, at a price of ₹ 2,770/- per equity share. Total amount spent on buyback was ₹ 350 Crore consisting of ₹ 285 Crore paid to shareholders and buyback tax of ₹ 65 Crore, which made the buyback in the hands of shareholders tax exempt.

# Directors' Report

Post Buyback, the paid-up share capital stood reduced from 12,59,16,655 equity shares to 12,48,87,774 equity shares of ₹ 2/- each. Post buyback shareholding pattern is given in the Corporate Governance Report.

## Share-Based Incentive Schemes

The Company has formulated and implemented Ajanta Pharma Share-Based Incentive Plan 2019 ("SBIP 2019") which is administered by the Nomination and Remuneration Committee ("NRC"). During FY 2025, no new options were granted, but 25,325 options granted earlier, got vested and equal number of shares were issued to eligible employees.

Further, 13000 options granted to US subsidiary employees were cancelled and in lieu thereof, the Board granted them 13,000 Cash Settled Stock Appreciation Rights (SARs) at issue price of ₹ 2 per share.

Disclosures pertaining to Employees' Stock Options Scheme are available on the Company's website at [https://ajantapharma.com/ajanta/Investors/annual\\_results/?year=2024-25](https://ajantapharma.com/ajanta/Investors/annual_results/?year=2024-25).

M/s. Alwyn Jay & Co., Secretarial Auditors have certified that the Scheme has been implemented in accordance with the SBIP Regulations and the resolution passed by shareholders. The certificate will be available for inspection by members at the ensuing Annual General Meeting ("AGM").

## Credit Rating

During the year, Credit Analysis and Research Limited ("CARE") has upgraded the Company's long-term/short-term bank facilities to CARE AA+ and CARE A1+ indicating a stable outlook. This upgrade reflects the Company's robust financial position, effective strategic execution, and positive future outlook, thereby enhancing investor confidence.

Upgraded to AA+ which denotes stable outlook

## Listing at Stock Exchanges

The Equity shares of the Company continue to be listed on the BSE Limited and the NSE Limited.

## Board of Directors

The Board of Directors comprises accomplished professionals from diverse fields, bringing a wide range of expertise, domain knowledge, and strategic insight. The composition ensures a balanced mix of Executive and Independent Directors, fostering sound decision-making through business acumen, professionalism, and independent judgement. During the year, none of the Non-Executive Directors had any pecuniary relationship or financial transactions with the Company, apart from receiving sitting fees and commission for their roles.

### Retirement by Rotation

Mr. Rajesh M. Agrawal is retiring by rotation at the ensuing AGM and being eligible, has offered himself for re-appointment. The Board recommends his re-appointment. A resolution seeking Shareholders' approval for his re-appointment along with other required details, forms part of the Notice.

## Independent Directors (IDs)

### Completion of term

During the year, Mr. Chandrakant Khetan, Mr. K. H. Viswanathan, Mr. Prabhakar Dalal and Dr. Anjana Grewal ceased to be Directors upon completion of their 2<sup>nd</sup> consecutive term of 5 years on 17 July 2024. The Board places on record its sincere appreciation and gratitude for their invaluable contributions and insightful counsel during their tenure with the Company as ID's.

### Appointment of new IDs

At the last AGM, members had approved appointments of Mr. David Rasquinha (DIN: 01172654), Ms. Medha Joshi (DIN: 00328174), Mr. Rajesh Dalal (DIN: 03504969) and Ms. Simi Thapar (DIN: 10470498) as the IDs for a term of five consecutive years with effect from 02 May 2024.

Consequent to the change in the Board of Directors, the Board committees were also reconstituted, the details of which are provided in the Corporate Governance Report.

All the new IDs have affirmed their continued compliance with the independence criteria outlined in Section 149(b) of the Act and the Listing Regulations as also adherence to the Code of Conduct for IDs. There has been no change in the circumstances affecting their status as IDs of the Company.

The Board affirms that the newly appointed Independent Directors possess diverse qualifications, skills, and extensive experience across a range of domains. They uphold high standards of integrity and probity. A detailed matrix highlighting the skills, expertise, and competencies of all Directors is presented in the Corporate Governance Report.

### Lead Independent Director

The Board has designated Mr. David Rasquinha (DIN: 01172654) as the Lead Independent Director to provide focused leadership to the Independent Directors and to ensure effective performance of the Board's oversight functions. The Lead Independent Director serves as a liaison on behalf of Independent Directors and plays a pivotal role in enhancing the Board's governance effectiveness.

## Policies on Appointment and Remuneration of Directors

The Company's "Policy for Determining Qualifications of Directors" outlines guiding principles for the selection of individuals qualified to be appointed as Directors, including Independent Directors.

The "Policy for Remuneration of Directors and Employees" sets out parameters to ensure that the remuneration framework is structured to attract, retain and motivate Directors, Key Managerial Personnel (KMP), and Senior Management personnel.

These policies are available on the Company's website and can be accessed at:

<https://ajantapharma.com/images/PolicyfordeterminingqualificationsofDirector.pdf>

<https://ajantapharma.com/images/PolicyforRemunerationofDirectorsandEmployees.pdf>

A summary of these policies is included in the Report on Corporate Governance.

## Key Managerial Personnel

As on the date of this report, Mr. Yogesh M. Agrawal, Managing Director; Mr. Rajesh M. Agrawal, Joint Managing Director; Mr. Arvind K. Agrawal, Chief

Financial Officer and Mr. Gaurang C. Shah, Company Secretary, continue to be the KMPs of the Company.

## Board and Directors' Evaluation

In accordance with the "Policy on Board Evaluation" and aligned with best governance practices, the Board conducted a formal annual evaluation of its own performance, that of its committees, and individual Directors. In a separate meeting, the Independent Directors reviewed the performance of Non-Independent Directors, the Board as a whole, and that of the Chairman. A consolidated feedback report was shared with the Chairman for further deliberation with the Board and individual Directors. Further details are presented in the Corporate Governance Report.

## Board Meetings

The Board met four times during the year under review. In addition, a separate meeting of the Independent Directors was convened in accordance with regulatory requirements. Detailed disclosures relating to these meetings are available in the Corporate Governance Report.

## Board Committees

The Board has constituted Audit Committee, Nomination and Remuneration Committee, CSR & Sustainability Committee, Stakeholders' Relationship Committee, Risk Management Committee and Executive Committee.

Corporate Governance Report contains comprehensive information regarding composition of these committees, frequency of meetings and key activities undertaken. The Board has accepted all recommendations of these committees without any deviation.

## Related Party Transactions

All Related Party Transactions ("RPTs") during the year were carried out on an arm's length basis and in the ordinary course of business, in accordance with the Company's Policy on Related Party Transactions. The Audit Committee provided omnibus approval for certain repetitive transactions and reviewed RPTs on a quarterly basis. There were no pecuniary transactions with Directors except sitting fees and commission. There were no material related party transactions, which required reporting under Form AOC-2. Details of RPTs are provided in Note No. 53 of the financial statements, as per IND AS-24.

## Corporate Social Responsibility

The Company continues to pursue impactful Corporate Social Responsibility ("CSR") initiatives in line with its CSR Policy and long-term sustainability goals. CSR

# Directors' Report

activities during the year focused on key areas of education, healthcare, rural development, community welfare and environmental sustainability. These initiatives were implemented through eligible trusts and NGOs, as per the approved Annual Action Plan.

The CSR & Sustainability Committee monitored project implementation and expenditure to ensure alignment with defined objectives. The CFO has certified that funds disbursed for CSR activities during FY 2025 were utilised as per Board approvals. Details of the CSR Policy and activities undertaken along with the impact assessment report done for applicable project are annexed as "Annexure B" to this Report.

- CSR Spend exceeds the obligation
- Focus on health, education & community welfare

## Management Discussion and Analysis

In accordance with Regulation 34 of the Listing Regulations, detailed MD&A report covering operational performance, industry trends, strategic initiatives, risks and the Company's outlook forms part of this Annual Report.

## Report on Corporate Governance

The Company remains committed to upholding the highest standards of Corporate Governance. A comprehensive Corporate Governance Report, along with a certificate from M/s. Alwyn D'Souza & Co., Practicing Company Secretaries, confirming compliance with Listing Regulations, forms part of this Annual Report.

## Business Responsibility and Sustainability Report

In alignment with Regulation 34(2)(f) of the Listing Regulations and SEBI guidelines, the Company has prepared Business Responsibility and Sustainability Report ("BRSR"), highlighting its environmental, social, and governance (ESG) initiatives for FY 2025. M/s. Vinay & Keshava LLP, Chartered Accountants, have issued a reasonable assurance report on the BRSR.

Separate Sustainability Report outlining governance principles, ESG efforts, R&D and future sustainability strategies shall be published and circulated.

## Annual Return

Pursuant to Section 92(3) read with Section 134(3) (a) of the Act, the Annual Return as on 31 March 2025 in Form MGT-7 is placed on the Company's website at [https://ajantapharma.com/images/Draft-Form\\_MGT\\_7\\_2024-2025.pdf](https://ajantapharma.com/images/Draft-Form_MGT_7_2024-2025.pdf).

## Unclaimed Dividend/Shares

In pursuance of Regulation 39 read with Schedule VI of the Listing Regulations, the details of shares lying in unclaimed suspense account and unclaimed shares/dividend transferred to Investor Education and Protection Fund, are provided in the Report on Corporate Governance.

## Auditors and Audit Reports

### Statutory Auditors

At the 43<sup>rd</sup> AGM held on 4 August 2022, members had re-appointed M/s. B S R and Co. LLP, Chartered Accountants (ICAI Registration No. 101248W/W-100022), as Statutory Auditors for a second term of five years until the conclusion of the 48<sup>th</sup> AGM in 2027.

Their Audit Report for FY 2025 is unmodified and does not contain any qualifications, reservations, or adverse remarks. BSR has confirmed their eligibility and peer review status under ICAI norms. During the year under review, the Auditors have not reported any fraud or such matters as provided under Section 143(12) of the Companies Act.

### Internal Auditors

M/s. Aneja Assurance Pvt. Ltd. continued to serve as Internal Auditors for centralised functions. For other business locations such as factories and warehouses, other qualified Chartered Accountant firms were engaged. Key audit findings and corrective actions were reviewed by the Audit Committee. No material lapses or fraud were reported.

## Secretarial Auditors, Audit Report, Secretarial Compliance Certificate

M/s. Alwyn D'Souza & Co., Practicing Company Secretaries, conducted the Secretarial Audit for FY 2024-25. Their report, annexed as "Annexure C," does not contain any adverse remarks. They also issued the Secretarial Compliance Report, confirming adherence to statutory records and that no actions were initiated by SEBI or stock exchanges. This report is uploaded on the BSE and NSE platforms as required.

As per SEBI Listing Regulations (Third Amendment), 2024, the Company is required to appoint Secretarial Auditors for one term of five consecutive years. Based on the Audit Committee's recommendation, the Board appointed M/s. D.G. Prajapati & Associates, a firm led by Mr. D.G. Prajapati (FCS No. 6567, COP No. 4209) as the Secretarial Auditor of the Company for a five-year term from the conclusion of- 46<sup>th</sup> AGM to 51<sup>st</sup> AGM, subject to approval of shareholders in the ensuing AGM. The proposal is included in the AGM Notice. M/s. D.G. Prajapati & Associates have confirmed their independence, peer review status, and eligibility under the Act and applicable regulations.

### Cost Auditors

In compliance with Section 148(1) of the Act, the Company maintains cost records, audited by M/s. RA & Co., Practicing Cost Accountants. Their appointment for FY 2026 was approved by the Board based on the Audit Committee's recommendation. Member's ratification for their remuneration forms part of the AGM Notice.

During the year, no instances of fraud or irregularities were reported by the Statutory, Internal, Secretarial or Cost Auditors.

## Secretarial Standards

During FY 2025, the Company has complied with all the applicable Secretarial Standards issued by the Institute of Company Secretaries of India as amended.

## Internal Control System, Risk Management and Compliance Framework

The Company has in place a robust and integrated Internal Control System, a comprehensive Risk Management framework and robust Compliance protocols.

## Internal control and its adequacy

Ajanta maintains an adequate internal control system that is commensurate with the scale, complexity, and nature of its operations. These controls are structured to provide reasonable assurance with respect to:

1. Operational efficiency and effectiveness;
2. Prevention and timely detection of fraud and errors;
3. Safeguarding of tangible and intangible assets;
4. Adherence to applicable statutory and regulatory requirements;
5. Accuracy and reliability of accounting records; and
6. Timely and accurate financial reporting.

Periodic reviews and internal audits are conducted to continuously strengthen these mechanisms and drive business excellence.

The internal audit function operates through a dedicated team and is also supported by external firms that undertake audits of critical functions and business processes. The internal audit team reports functionally to the Chairperson of the Audit Committee, ensuring complete independence and objectivity.

An annual internal audit plan is developed based on a well-defined Audit universe that covers business risks, compliance matrices and process maturity. The plan is approved by the Audit Committee at the beginning of each financial year. Key audit observations, control lapses, and remedial actions taken are presented to the Audit Committee on a quarterly basis. The Committee also engages in discussions with the management and auditors to evaluate the overall internal control environment.

## Threats, Risks and Concerns

Ajanta's Risk Management Policy is comprehensive and applies across all operational and functional areas. The Risk Management Committee of the Board reviews and deliberates on key risk updates.

During the year under review, the Company faced increased risk exposure arising from escalating geopolitical tensions, complexities in the global supply chain, elevated regulatory scrutiny at manufacturing sites, volatility in foreign exchange markets and rising input costs.



## Directors' Report

The Company has implemented adequate mitigation strategies aimed at:

- » Ensuring business continuity amid uncertainties;
- » Navigating growth challenges and market volatility;
- » Enhancing cybersecurity and data protection mechanisms;
- » Maintaining full compliance with applicable legal and regulatory provisions; and
- » Promoting excellence in Environmental, Social and Governance (ESG) practices.

Further details on the Risk Management Framework and key risks with mitigation measures can be found on Page 46 of this Report.

### Statutory Compliances

Ajanta has developed a well-structured framework to ensure statutory and internal policy compliance across all business units. Functional departments are responsible for embedding compliance controls into their day-to-day operations. These obligations are further mapped into a compliance monitoring tool and are reviewed periodically. Compliance owners affirm their responsibilities at defined intervals and compliance reports are submitted to the Board for its review every quarter.

Ensured 100% Statutory compliances

### Supply Chain

The supply chain plays a critical role in ensuring operational agility and product availability. Ajanta's supply chain ensures efficient procurement of raw and packing materials, streamlined production and timely distribution of high-quality pharmaceutical products. In FY 2025, the Company focused on improving supply chain efficiency, managing costs effectively and enhancing resilience against global supply disruptions. Despite global challenges, including fluctuating healthcare demands and logistic uncertainties, the Company maintained uninterrupted manufacturing and delivery operations. Ajanta remains committed to fortifying its supply chain through innovation, strategic partnerships and sustainable practices to ensure continuous supply of life-saving medicines and create long-term value.

Best-in-class Supply Chain with Sustainable practices

### Vigil Mechanism/Whistle-Blower Policy

To uphold ethical conduct and corporate integrity, the Company has instituted a Whistle-Blower Policy & mechanism that enables stakeholders, employees and Directors to report genuine concerns related to unethical practices, fraud or violations of the Company's Code of Conduct. The mechanism ensures complete confidentiality and provides protection against retaliation. The policy is readily accessible on the Company's intranet and website- <https://ajantapharma.com//images/Whistle-Blower-Policy-Feb-2023.pdf>, with the designated email address for reporting genuine concerns being [whistleblower@ajantapharma.com](mailto:whistleblower@ajantapharma.com). It is affirmed that during the year, no complaint was received under this policy.

### Sexual Harassment of Women at Workplace

Ajanta provides a safe, inclusive and respectful work environment that is free from discrimination, prejudice and sexual harassment. The Company has adopted a comprehensive Policy for Prevention of Sexual Harassment at the Workplace, which ensures protection, redressal and awareness for all employees, particularly women. To address complaints, the Company has constituted Internal Complaints Committees (ICC) at all locations with more than 10 women employees. Awareness and sensitisation programmes are regularly conducted. It is affirmed that no complaints related to sexual harassment were received during the year.

No whistle blower or POSH complaints/concerns during the year

### Code of Conduct

The Board of Directors have adopted a Code of Conduct applicable to all Board members and senior management personnel. The Code is published on the Company's website and an annual affirmation is obtained from all covered individuals.

Further, in line with the SEBI (Prohibition of Insider Trading) Regulations, 2015, the Company has in place a comprehensive Insider Trading Code and Fair Disclosure Policy. The Company uses the ESSCOM Portal and maintains a Structured Digital Database to monitor and regulate the handling of unpublished price-sensitive information.

Details regarding these Codes are included in the Corporate Governance Report.

### Human Resource, Health & Safety

The Company is committed to nurturing a culture of performance, growth and inclusivity by recognising and developing its employees. As of 31 March 2025, the Company had 9,628 permanent employees. Ajanta also places high importance on the health, safety and well-being of its workforce. The Company's Environmental, Health and Safety (EHS) systems are well-integrated and designed to uphold industry-leading safety standards across all manufacturing units and offices.

### Managerial Remuneration and Particulars of Employees

Disclosures required under Rule 5(1) of the Companies (Appointment and Remuneration of Managerial Personnel) Rules, 2014 are annexed to this Report as "Annexure D". Information under Rule 5(2) and 5(3) of the said Rules forms part of this Report but is not being sent to members due to its confidential nature. Any shareholder interested in obtaining this information may request a copy by writing to the Company Secretary at the registered office.

### Conservation of Energy, Technology Absorption, Foreign Exchange Earnings & Outgo

Pursuant to Section 134 of the Act read with Companies (Accounts) Rules, 2014, particulars relating to conservation of energy, technology absorption, foreign exchange earnings and outgo, are disclosed in "Annexure E".

### Loans, Guarantees & Investments

Pursuant to Section 134(3)(g) of the Act, details of loans, guarantees and investments are disclosed in Notes to Financial Statements.

### Other Disclosures

During the year under review:

1. No amount was proposed to be transferred to reserves.
2. There was no change in the nature of the business of the Company.
3. No agreement was entered into requiring disclosure under Regulation 30A of Listing Regulations.
4. Equity shares were issued pursuant to the Stock Option Scheme and no default occurred in implementing corporate actions.

5. Company has not accepted any deposits under Sections 73 and 74 of the Act.
6. There was no provision made for purchase of its own shares by employees.
7. Company's securities were not suspended at any time.
8. No remuneration/commission was received by MD/WTD from subsidiaries.
9. Company has not issued shares with differential voting rights or sweat equity shares.
10. There are no defaults in loan payments or any instance of one-time settlement.
11. No significant or material orders were passed by regulators or courts affecting the Company's going concern status.
12. No material changes or commitments occurred after the balance sheet date that affect the Company's financial position.
13. There were no proceedings under the Insolvency and Bankruptcy Code, 2016.

### Directors' Responsibility Statement

The financial statements are prepared in accordance with the Indian Accounting Standards (Ind AS) under the historical cost convention on accrual basis except for certain financial instruments, which are measured at fair values, the provisions of the Companies Act, 2013 (to the extent notified) and guidelines issued by SEBI.

To the best of their knowledge and belief and according to the information and explanations obtained by them and pursuant to Section 134 of the Act (including any statutory modification(s) and/or re-enactment(s) thereof for the time being in force), your Directors confirm:

- a) that in the preparation of the annual accounts for the year ended 31 March 2025, the applicable Accounting Standards have been followed along with proper explanation relating to material departures, if any;
- b) that they had selected accounting policies and applied them consistently and made judgements and estimates that were reasonable and prudent so as to give a true and fair view of the state of affairs of the Company at the end of the financial year ended 31 March 2025 and of the profit of the Company for the period;

## Directors' Report

- c) that proper and sufficient care has been taken for the maintenance of adequate accounting records in accordance with the provisions of the Act for safeguarding the assets of the Company and for preventing and detecting fraud and other irregularities;
- d) that the annual accounts/financial statements have been prepared on a going concern basis;
- e) that proper internal financial controls were in place and that the financial controls were adequate and were operating effectively;
- f) that they had devised proper systems to ensure compliance with the provisions of all applicable laws and that such systems were adequate and operating effectively.

### Green Initiative

In support of the Green Initiative of the Ministry of Corporate Affairs and the Company's commitment towards environmental sustainability, Ajanta encourages shareholders to receive communications such as the Annual Report, AGM Notice and other documents in electronic form. We urge all shareholders to register their e-mail addresses with their Depository Participants or Registrar and Share Transfer Agent to enable the Company to serve documents electronically. This not only promotes paperless communication

but also contributes significantly to environmental conservation. Let us collectively contribute to a greener planet by opting for digital communications.

### Gratitude & Acknowledgements

Your directors place on record sincere appreciation for the contribution made by every Ajantaite during the year under review. Company's consistent growth was made possible by their hard work, solidarity, cooperation and dedication. The Directors also wish to express their gratitude to the Investors for the confidence and faith that they continued to repose in the Company. Board takes this opportunity to thank all shareholders, analysts, business partners, government and regulatory authorities, financial institutions, banks, distributors, suppliers, business associates, medical professionals and customers for their continued guidance, encouragement and splendid support.

For and on Behalf of the Board of Directors

**Mannalal B. Agrawal**  
Chairman  
DIN: 00073828

Mumbai, 30 April, 2025

## Annexure "A" - AOC – 1

[Statement containing salient features of the financial statement of subsidiaries/associate companies/joint ventures (Pursuant to first proviso to sub-section (3) of Section 129 read with rule 5 of companies (Accounts) Rules, 2014)]

### Part "A": Subsidiaries

1	Sr. No.	1	2	3	4
2	Name of the Subsidiary	Ajanta Pharma (Mauritius) Limited	Ajanta Pharma Philippines Inc.	Ajanta Pharma USA Inc.	Ajanta Pharma Nigeria Ltd.
3	Reporting period for the subsidiary concerned, if different from the holding company's reporting period	31 March 2025	31 March 2025	31 March 2025	31 March 2025
4	Reporting currency for the subsidiary	MUR	PHP	USD	NN
5	Reporting exchange rate as on the last date of the relevant financial year in the case of foreign subsidiaries Rupee equivalent of 1 unit of foreign currency as at 31 March 2025 (₹)	1.87	1.49	85.48	0.06
6	Share Capital	9.44	1.38	6.07	1.37
7	Reserves & Surplus	91.57	77.98	144.32	(1.48)
8	Total Assets	107.57	176.51	1,177.49	0.04
9	Total Liabilities (excluding Share Capital and Reserves & Surplus)	6.56	97.15	1,027.10	0.15
10	Investments	-	-	-	-
11	Turnover	94.22	270.28	1,021.73	-
12	Profit before taxation	9.23	26.34	25.36	0.00
13	Provision for taxation	0.40	6.73	6.79	-
14	Profit after taxation	8.82	19.61	18.57	0.00
15	Proposed Dividend	-	-	-	-
16	% of shareholding	100%	100%	100%	100%

### Part "B": Associates and Joint Ventures: None

For and on behalf of Board of Directors of Ajanta Pharma Limited

**YOGESH M. AGRAWAL**  
Managing Director  
DIN: 00073673

**RAJESH M. AGRAWAL**  
Joint Managing Director  
DIN: 00302467

**ARVIND K. AGRAWAL**  
Chief Financial Officer

**GAURANG C. SHAH**  
Company Secretary  
FCS No. 6696

Mumbai, 30 April 2025

Annexure “B” – Report on CSR

[Pursuant to Section 134(3)(o) of the Companies Act, 2013 and Rule 9 of the Companies (Corporate Social Responsibility) Rules, 2014]

1. Brief Outline on CSR Policy of the Company:

The Corporate Social Responsibility (CSR) policy of Ajanta focuses on contributing to the well-being of society through sustainable and impactful initiatives. The policy aligns with the provisions of Section 135 of the Companies Act, 2013, and Schedule VII, emphasising areas such as healthcare, education, environmental sustainability and community development.

2. Composition of the CSR & Sustainability Committee:

#	Name of Director	Designation/Nature of Directorship	Number of meetings of CSR Committee held during the year	Number of meetings of CSR Committee attended during the year
a)	Mr. Mannalal B. Agrawal	Chairman	4	4
b)	Mr. Madhusudan B. Agrawal	Member	4	4
c)	Mr. Yogesh M. Agrawal	Member	4	4
d)	Ms. Medha Joshi	Member	4	3

3. Web-link where composition of CSR Committee, CSR policy and CSR projects approved by the Board are disclosed on the website of the Company.

#	Particulars	Weblink
a)	CSR Committee	<a href="https://ajantapharma.com/ajanta/Investors/board_committees">https://ajantapharma.com/ajanta/Investors/board_committees</a>
b)	CSR Policy	<a href="https://ajantapharma.com//images/CSRPolicy2021.pdf">https://ajantapharma.com//images/CSRPolicy2021.pdf</a>
c)	CSR Projects	<a href="https://ajantapharma.com//images/Annualactionplan2026CFO-07052025.pdf">https://ajantapharma.com//images/Annualactionplan2026CFO-07052025.pdf</a>

4. Details of Impact Assessment of CSR Projects carried out in pursuance of Rule 8 of the Companies (Corporate Social Responsibility Policy) Rules, 2014, if applicable:

Executive summary of impact assessment report submitted by Samta Foundation is annexed herewith.

5. Details of the amount available for set off in pursuance of Rule 7 of the Companies (Corporate Social Responsibility Policy) Rules, 2014 and amount required for set off for the Financial Year, if any:

Company has been consistently spending more than the CSR budget. However, it is not claiming any set off of excess amount spent.

6. Average Net Profit of the Company as per Section 135(5): ₹ 896.79

7.
- (a)

Two percent of average net profit of the Company as per Section 135(5): ₹ 17.94
- (b)

Surplus arising out of the CSR projects or programmes or activities of the previous financial years: Nil
- (c)

Amount required to be set off for the financial year, if any: None
- (d)

Total CSR obligation for the financial year (7a+7b-7c): ₹ 17.94

8. (a) CSR amount spent or unspent for the financial year:

Total amount spent on CSR during the year was ₹ 20.43 Crore and was more than CSR obligation of the Company. Hence there was no unspent amount for the year.

(b) Details of CSR amount spent against ongoing projects for the financial year: N.A.

(c) Details of CSR amount spent against other than ongoing projects for the financial year:

1	2	3	4	5	6
Sr. No.	Name of the Project/ Activity	Activity Serial number from Schedule VII to the Act	Local Area (Yes/No) State/ District	Amount spent for the project (₹ in Crore)	Mode of Implementation - Through Implementing Agency name
A.	Eradicating hunger, poverty, malnutrition, promoting healthcare	(i)	Maharashtra (Aurangabad, Nashik, Jalgaon, CIDCO, Kharghar, Beed, Sangli, Raigad, Parbhani, Mumbai, Thane, Osmanpura, Paithan, Gadchiroli, Nandurbar, Osmanabad, Washim)  Tamil Nadu (Chennai)  Gujarat (Valsad)  West Bengal (Birbhum)  New Delhi (Gurgaon)  Assam (Guwahati)	12.62	Ajanta Foundation (CSR00002155), Samta Foundation (CSR00002029), Mamta Foundation (CSR00002657), Manisha Y Agrawal Foundation (CSR00021696), Aastha Foundation (CSR00006769), Nimisha Prakash Mhatre Foundation (CSR00004255)
B.	Promoting education, including special education & employment enhancing vocation skills especially among children, women, elderly & the differently abled and livelihood enhancement projects	(ii)		7.56	Ajanta Foundation (CSR00002155), Prakashchand Jain Bahuuddeshiya Sanstha (CSR00009230), Shiva Trust Aurangabad (CSR00012532), R. L. Education Sanstha (CSR00018363), We The People Abhiyan (CSR00044524) Foundation for Pharmaceutical Academy for Global Excellence Central Chinmay Mission (CSRCSR00008084), Sambodhi Academy (CSR00048378), National Health Law Research Institute (CSR00074724), Shree Goraksha Shaikshanik Bahuuddeshiya Sanstha Sayali Charitable Trust (CSR00041183), Vaidyanath Sarwangin Vikas Pratisthan (CSR00041144), Shivanjali Shaikshanik VA Samajik Sanstha (CSR00026277), Krea University (CSR00012893)
C.	Promoting gender equality, empowering women, setting up homes & hostels for women and orphans; setting up old age homes; reducing inequalities faced by backward groups	(iii)		0.01	Birbhum Welfare Society (CSR000233346)
D.	Training to promote sports & Olympic sports	(vii)		0.25	Foundation for Promotion of Sports & Games (CSR00001100)

## Impact Assessment Report of Samta Foundation

Report Submitted by Rashtrasant Tukadoji Maharaj Nagpur University



### About Samta Foundation:

Founded in 2012 by Shri Purushottam Agrawal, Samta Foundation is an ISO 9001:2015 certified non-profit organisation registered as a charitable trust under the Bombay Public Trusts Act, 1950. Dedicated to transforming lives in rural and tribal areas through holistic community development, the Foundation is headquartered in Mumbai and operates across Maharashtra and beyond. It focuses on four key areas: Healthcare, Education, Prisoners' Transformation, and Planet Conservation. The Foundation has 250+ permanent team members working diligently and tirelessly in the field.

### Report at a Glance for activities undertaken during 2023-24

#### 1. Education Initiatives

- » **Fashion Designing Course:** Empowered more than 67 participants, with over 95% women, with essential tailoring and design skills. Beneficiaries have started earning through their acquired skills, with some making 5,000-15,000 per month.
- » **Community Impact:** Encouraged skill-based entrepreneurship and vocational training in rural and semi-urban communities. Improved self-esteem and career prospects for participants.

#### 2. Health Initiatives

- » **Cataract Detection Camps:** Screened 1,200 villagers, detecting cataracts and underlying health conditions like diabetes and hypertension.
- » **Malnutrition Eradication Camps:** Provided essential iron, protein, and calcium supplements to pregnant women and young children in tribal areas, increasing trust in modern healthcare.
- » **Community Impact:** This latent positive impact of organising such camps in remote areas was highly appreciated by the medical staff at the Primary Heath Centre, who often struggle with staff shortages and limited outreach capabilities. Contributed to a near 100% delivery rate at institutional health care services in the region.

#### 3. Prisoner Transformation Initiatives

- » **Eye Check-Up Camps:** Screened 1,242 inmates, provided 488 spectacles, and identified 47 cataract cases, preventing potential vision loss.
- » **Skin Care Camps:** Treated 436 inmates for dermatological conditions caused by overcrowding and lack of hygiene.
- » **Sanitary Pad Distribution:** Distributed sanitary pads to female inmates, ensuring menstrual hygiene and dignity.
- » **Recreational Activities:** Provided 52 sports equipment kits, installed LED screens, and set up water extraction machines (Panpoli), enhancing physical and mental well-being.
- » **Financial Assistance for Bail:** Facilitated the release of 28 inmates who were unable to afford bail, enabling them to reintegrate into society and secure stable livelihoods.
- » **Ayushman Bharat Card Assistance:** Helped 146 inmates obtain identity and healthcare access, ensuring financial protection for medical treatment.

**Community Impact:** A holistic approach was provided to rehabilitation. The eye and skin care camps, along with sanitary pad distribution, have improved hygiene standards and overall well-being. The distribution of recreational materials and sports equipment has promoted mental wellness and social reintegration within prison environments. The financial assistance for bail has enabled early release and reintegration for 28 inmates, providing them with a second chance at life. Furthermore, the Ayushman Bharat Card Assistance Programmes have ensured legal identity and access to healthcare, benefiting 146 inmates.

- (d) Amount spent in Administrative Overheads: Nil
- (e) Amount spent on Impact Assessment, if applicable: Nil
- (f) Total amount spent for the Financial Year (8b+8c+8d+8e): ₹ 20.43 Crore
- (g) Excess amount for set off, if any: Nil

Sr. No.	Particulars	Amount (₹ in Crore)
A.	Two percent of average net profit of the Company as per Section 135(5)	17.94
B.	Total amount spent for the Financial Year	20.43
C.	Excess amount spent for the financial year [(iii)-(i)]	2.49
D.	Surplus arising out of the CSR projects or programmes or activities of the previous financial years, if any	0.00
E.	Amount available for set off in succeeding financial years [(iii)-(iv)]	2.49

12. (a) Details of Unspent CSR amount for the preceding three financial years: None
- (b) Details of CSR amount spent in the financial year for ongoing projects of the preceding financial Year(s):
- No project qualifies as ongoing project in the preceding Financial Year.
13. In case of creation or acquisition of capital asset, furnish the details relating to the asset so created or acquired through CSR spent in the financial year: Not Applicable
14. Specify the reason(s), if the Company has failed to spend two per cent of the average net profit as per Section 135(5): Not Applicable

Ajanta Pharma Limited

For and on behalf of the Corporate Social Responsibility Committee of Ajanta Pharma Limited

YOGESH M. AGRAWAL

Managing Director  
DIN: 00073673  
Mumbai, 30 April 2025

MANNALAL B. AGRAWAL

Chairman of the Corporate Social Responsibility Committee  
DIN: 00073828



Health Care



Education



Community Welfare



## Annexure "C" – Secretarial Audit Report

FORM NO. MR-3

FOR THE FINANCIAL YEAR ENDED 31ST MARCH, 2025

[Pursuant to Section 204(1) of the Companies Act, 2013 and Rule No. 9 of the Companies (Appointment and Remuneration of Managerial Personnel) Rules, 2014]

To,  
The Members,  
**Ajanta Pharma Limited**

We have conducted the secretarial audit of the compliance of applicable statutory provisions and the adherence to good corporate practices by **Ajanta Pharma Limited (CIN: L24230MH1979PLC022059)** (hereinafter called "the Company") for the financial year ended 31 March, 2025.

Secretarial Audit was conducted in a manner that provided us a reasonable basis for evaluating the corporate conducts/statutory compliances and expressing our opinion thereon.

Based on our verification of the Company's statutory registers, books, papers, minute books, forms and returns filed and other records maintained by the Company and the information provided by the Company, its officers, agents and authorised representatives during the conduct of secretarial audit, we hereby report that in our opinion, the Company has, during the audit period covering the financial year ended on **31 March, 2025** complied with the statutory provisions listed hereunder and also that the Company has followed proper Board-processes and has required compliance mechanism in place to the extent, in the manner and subject to the reporting made hereinafter:

We have examined the books, papers, minute books, forms and returns filed and other records maintained by the Company for the financial year ended on **31 March, 2025** according to the provisions of:

- (i) The Companies Act, 2013 (the Act) and the Rules made thereunder;
- (ii) The Securities Contracts (Regulation) Act, 1956 ('SCRA') and the Rules made thereunder;
- (iii) The Depositories Act, 1996 and the Regulations and Bye-laws framed thereunder;
- (iv) Foreign Exchange Management Act, 1999 and the Rules and Regulations made thereunder for compliance to the extent of Foreign Direct Investment, Overseas Direct Investment and External Commercial Borrowings, as applicable;
- (v) The following Regulations and Guidelines prescribed under the Securities and Exchange Board of India Act, 1992 ('SEBI Act') as amended from time to time:
  - (a) The Securities and Exchange Board of India (Substantial Acquisition of Shares and Takeovers) Regulations, 2011;

- (b) The Securities and Exchange Board of India (Prohibition of Insider Trading) Regulations, 2015;
  - (c) The Securities and Exchange Board of India (Issue of Capital and Disclosure Requirements) Regulations, 2018;
  - (d) The Securities and Exchange Board of India (Share-Based Employee Benefits and Sweat Equity) Regulations, 2021;
  - (e) The Securities and Exchange Board of India (Registrars to an Issue and Share Transfer Agents) Regulations, 1993 regarding the Companies Act and dealing with client – **Not Applicable to the Company**;
  - (f) The Securities and Exchange Board of India (Buyback of Securities) Regulations, 2018;
  - (g) The Securities and Exchange Board of India (Delisting of Equity Shares) Regulations, 2021 – **Not applicable to the Company**;
  - (h) The Securities and Exchange Board of India (Issue and Listing of Non-Convertible Securities) Regulations, 2021 – **Not applicable to the Company**;
  - (i) The Securities and Exchange Board of India (Depositories and Participants) Regulations, 2018.
- (vi) Other specific business/industry related laws applicable to the Company:

The Company has complied with specific applicable laws, rules, regulations and guidelines viz., Drugs and Cosmetics Act, 1940 and related Rules; The Prevention of Food Adulteration Act, 1954; The Pharmacy Act, 1948; Food and Safety Standards Act, 2006; The Drugs (Control) Act, 1950; Food and Drug Administration licensing terms and conditions; Legal Metrology Act, 2009 and the applicable Rules and other applicable general laws, rules, regulations and guidelines.

We have also examined compliance with the applicable clauses of the following:

- (i) Secretarial Standards with regard to Meeting of Board of Directors (SS-1) and General Meetings (SS-2) issued by The Institute of Company Secretaries of India; and
- (ii) SEBI (Listing Obligations and Disclosures Requirements) Regulations, 2015.

During the period under review the Company has complied with the provisions of the Act, Rules, Regulations, Guidelines, Standards, etc. mentioned above.

### We further report that

The Board of Directors of the Company is duly constituted with proper balance of Executive Directors, Non-Executive Directors and Independent Directors. The changes in the composition of the Board of Directors that took place during the period under review were carried out in compliance with the provisions of the Act.

Adequate notice is given to all directors to schedule the Board Meetings, agenda and detailed notes on agenda were sent at least seven days in advance and a system exists for seeking and obtaining further information and clarifications on the agenda items before the meeting and for a meaningful participation at the meeting.

The minutes of the Board Meetings and Committee Meetings have not identified any dissent by members of the Board/Committee of the Board, hence we have no reason to believe that the decisions by the Board were not approved by all the directors present. The Minutes of the Board Meetings and Committee Meetings were duly approved at the meeting by the Chairman of the Meeting.

**We further report that** there are adequate systems and processes in the Company commensurate with its size and operations, to monitor and ensure compliance with applicable laws, rules, regulations and guidelines. As informed, the Company has responded appropriately to communication received from various statutory/regulatory authorities including initiating actions for corrective measures, wherever found necessary.

**We further report that** during the audit period the following events/actions have taken place, having a major bearing on the Company's affairs in pursuance of the above referred laws, rules, regulations, guidelines and standards:

1. During the year, the Company bought back 10,28,881 fully paid-up equity shares of the face value of ₹ 2/- each, representing 0.82% of the total number of equity shares in the subscribed and paid-up equity share capital of the Company, from the existing shareholders/beneficial owners of equity shares of the Company on a proportionate basis, through "Tender Offer" route, at a price of ₹ 2,770/- per equity share, for an aggregate amount of ₹ 285.00 Crores and has extinguished 10,28,881 fully paid-up Equity Shares of ₹2 each on 27 June 2024 in compliance with the provisions of the Companies Act, 2013 and the Rules made thereunder and Regulations 11 of The Securities and Exchange Board of India (Buyback of Securities) Regulations, 2018.
2. Allotment of 25,325 Equity Shares of ₹2/- each under Ajanta Pharma Share-Based Incentive Plan, 2019.
3. During the financial year, 15,700 stock options granted under the Companies 'Share-Based Incentive Plan, 2019 (SBIP)' are cancelled and the said options have been credited back to the ESOP Pool.

**Alwyn D'Souza & Co.**  
Company Secretaries

**Alwyn D'Souza**  
FCS 5559  
Proprietor

Place: Mumbai Certificate of Practice No. 5137  
Date: 30 April 2025 UDIN: F005559G000240851

**Office Address:**  
Annex-103, Dimple Arcade,  
Asha Nagar, Kandivali (East),  
Mumbai – 400 101.

**Note:** This report is to be read with our letter of even date which is annexed as Annexure A and forms an integral part of this report.

# Annexure “D”– Details pursuant to Rule 5(1) of the Companies (Appointment and Remuneration of Managerial Personnel) Rules, 2014

Details of Median Remuneration

1	Name & Designation of Director & KMP	Ratio of the remuneration of each director to the median remuneration of the employees of the Company for the FY 2025	% increase/(decrease) in remuneration in the FY 2025
(i)	Mr. Mannalal B. Agrawal	1:43	-3.09%
(ii)	Mr. Madhusudan B. Agrawal	91:71	15.12%
(iii)	Mr. Yogesh M. Agrawal	447:78 <sup>®</sup>	9.46%
(iv)	Mr. Rajesh M. Agrawal	442:10 <sup>®</sup>	8.07%
(v)	Mr. David Rasquinha	0:94	-*
(vi)	Mr. Rajesh Dalal	1:13	-*
(vii)	Ms Medha Joshi	0:94	-*
(viii)	Ms Simi Thapar	0:94	-*
(ix)	Mr. Arvind Agrawal, Chief Financial Officer	40:71	16.70%
(x)	Mr. Gaurang Shah, Company Secretary	20:92	14.03%
2	The Percentage increase in the median remuneration of employees in the financial year	10%	
3	The number of permanent employees on the rolls of company	9628	
4	Average percentile increase already made in the salaries of employees other than the managerial personnel in the last financial year and its comparison with the percentile increase in the managerial remuneration and justification thereof and point out if there are any exceptional circumstances for increase in the managerial remuneration	Average increase in remuneration of employee for the FY 2025 was 10%. As against that, managerial remuneration has increased 10.88%. Increase in managerial remuneration is marginally higher than increase in the median remuneration.	
5	Affirmation that the remuneration is as per the remuneration policy of the Company	Yes	

Notes:

\* Since Independent Directors are appointed during FY 2025, there is no increase in their remuneration over the previous year.

<sup>®</sup> Includes Commission

## Annexure A to the Secretarial Audit Report

To,  
The Members,  
**Ajanta Pharma Limited**

Our Secretarial Audit Report of even date is to be read along with this letter.

- The compliance of provisions of all laws, rules, regulations, standards applicable to **Ajanta Pharma Limited** (hereinafter called ‘the Company’) is the responsibility of the management of the Company. Our examination was limited to the verification of records and procedures on test check basis for the purpose of issue of the Secretarial Audit Report.
- Maintenance of secretarial and other records of applicable laws is the responsibility of the management of the Company. Our responsibility is to issue Secretarial Audit Report, based on the audit of the relevant records maintained and furnished to us by the Company, along with explanations where so required.
- We have followed the audit practices and processes as were appropriate to obtain reasonable assurance about the correctness of the contents of the secretarial and other legal records, legal compliance mechanism and corporate conduct. Further part of the verification was done on the basis of electronic data provided to us by the Company and on test check basis to ensure that correct facts as reflected in secretarial and other records produced to us. We believe that the processes and practices we followed, provides a reasonable basis for our opinion for the purpose of issue of the Secretarial Audit Report.
- We have not verified the correctness and appropriateness of financial records and Books of Account of the Company.
- Wherever required, we have obtained the management representation about list of applicable laws, compliance of laws, rules and regulations and major events during the audit period.
- The Secretarial Audit Report is neither an assurance as to the future viability of the Company nor of the efficacy or effectiveness with which the management has conducted the affairs of the Company.

**Alwyn D’Souza & Co.**  
Company Secretaries

**Alwyn D’Souza**  
FCS 5559  
Proprietor  
Certificate of Practice No. 5137  
UDIN: F005559G000240851

**Office Address:**  
Annex-103, Dimple Arcade,  
Asha Nagar, Kandivali (East),  
Mumbai 400101.

Place: Mumbai  
Date: 30 April 2025

# Annexure “E” – Conservation of Energy, Technology Absorption etc



## A. Energy Conservation

### a) Renewable Energy & Energy Efficiency

- » **Solar Power Expansion:**  
Installed a new 2.2 MW solar plant, increasing total installed capacity to 12.6 MW across sites, which is 34 % of our total usage.
- » **Biomass Boilers:**  
Two biomass-based boiler systems commissioned to replace fossil-fuel-based units, reducing emissions and enhancing renewable fuel use.
- » **HVAC Optimisation:**  
Retrofitting conventional HVAC fans with energy-efficient EC fans at Paithan, Chitegaon, and Guwahati.
- » **Magnetic Levitation Chillers:**  
Installed at Paithan plant for improved cooling efficiency and energy savings.

- » **High-Capacity Dehumidifiers:**  
Implemented at Dahej for optimised humidity control with reduced power consumption.
- » **Mist Evaporator Installation:**  
Sustainable mist evaporators deployed to reduce thermal energy load.
- » **Energy Efficient Infrastructure:**  
New corporate head office constructed using modern energy-saving architectural principles.
- » **Technology Harmonisation:**  
Standardisation of energy-saving practices and new technology implementation across all sites.
- » **Procurement Policy:**  
All new projects prioritise energy conservation as a core criterion.

- b) **Water Management**
  - » **Condensate Recovery Systems** installed at Dahej and Paithan to recycle steam condensate.
  - » **Wastewater Reuse:**  
Recycled treated water is used in cooling towers at Guwahati.
  - » **Water Efficiency:**  
Overall reduction in water use per unit of production due to integrated conservation practices.
- c) **Waste Management**
  - » **Hazardous Waste Co-Processing:**  
Hazardous waste from Aurangabad, Pithampur, Guwahati, and Dahej used for

pre-/co-processing in cement kilns, diverting it from landfills.

- » **Zero Discharge Certification:**  
Achieved for three major manufacturing units.
- » **Plastic and Packaging Waste Reduction:**  
Packing material size reduction resulting into reduced used of plastic.  
Transition from HDPE drums to sustainable fibre containers.
- » **Conversion of Coating Process:**  
Non-aqueous to aqueous to tablet coating adopted for select products, optimising material usage and reducing waste.

### Impact of above measures

- 7 ANDAs filed,
- 13 APIs developed

- Reduced 14,268 tCO<sub>2</sub> emission
- Solar capacity enhanced to 12.6 MW

- Reduced 8,700 tonnes of coal use
- Saved 34,800 KL water

- Substantial reduction of Scope 1 & 2 emission
- Significant reduction in fossil fuel consumption

- Production Cost lowered due to energy savings

- 6.79 lac Trees saved from cutting

- Substantial Reduction in use of plastic and waste

- Minimisation of landfill waste

## 2. Steps taken by the Company for utilising alternate sources of energy:

The Company has made remarkable strides in reducing reliance on conventional energy and transitioning towards green, clean, and renewable energy sources, driving both environmental impact reduction and long-term operational efficiency.

Key initiatives include the installation of land mounted and rooftop mounted and solar power plants at various manufacturing sites and other key locations, enabling the Company to harness captured renewable energy for self-sustained operations. This not only supports our commitment to sustainability but also offers significant strategic benefits.

## 3. Capital Investment on energy conservation equipment:

Company has invested significantly on energy conservation projects across all units.

## B TECHNOLOGY ABSORPTION

### 1. Research and Development (R&D) initiates

- » Development of Novel Nano technology based micro emulsion formulation for ophthalmic dosage form.
- » Development of Preservative free Ophthalmic products in novel preservative free bottles.
- » Development and launch of non-comedogenic dermatological formulations.

Report on Corporate Governance

Company’s Philosophy on Corporate Governance

At Ajanta Pharma, we regard robust corporate governance as fundamental to delivering long-term value for all stakeholders. Our governance practices are anchored in the highest standards of ethics, transparency, accountability and fairness—principles that guide every decision we make. We are committed to building enduring trust through responsible leadership and disciplined execution. As a trusted name in the pharmaceutical industry, we recognise that sound governance is not only key to achieving our strategic objectives but also to sustaining our positive impact on public health and society at large.

Best-in-class CG practices

Right mix of Executive & Independent Directors

Emphasis on inclusive growth and enhancing stakeholders value

Thrust on going beyond regulatory framework

Codes & Policies to ensure ethical & transparent conduct

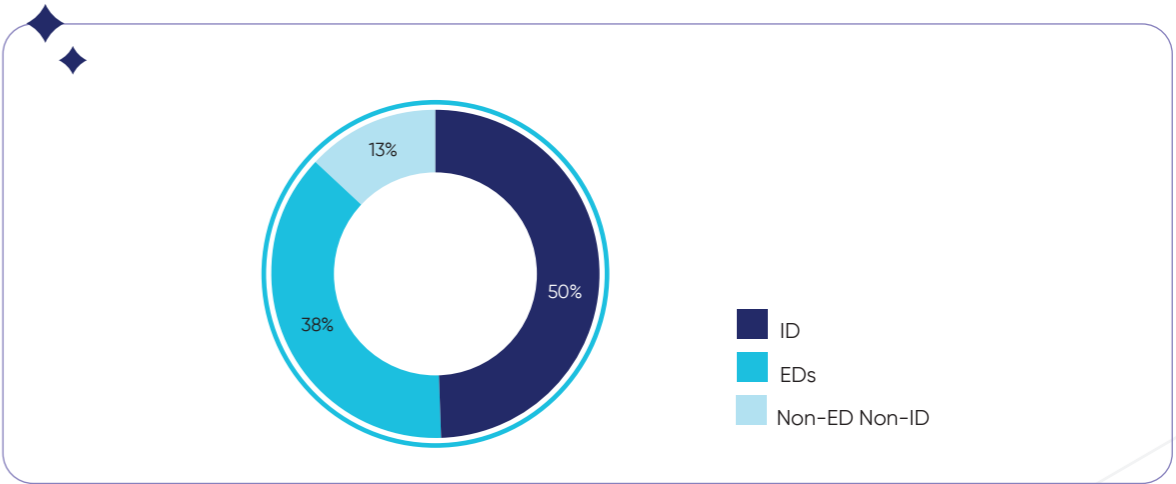
Grow Sustainably

Well defined Health, Safety & Environmental practices

Board of Directors

A. Composition and Category of Directors

a) As on 31 March 2025, the Board comprised of 8 Directors, out of which 4 are from Promoter group and 4 are Independent Directors("IDs") including two Independent Woman Directors. No director is having permanent Board seat.



b) During the year, 4 Board Meetings were held on 02 May 2024, 30 July 2024, 28 October 2024 and 30 January 2025.

- » Utilisation of Novel Tangential drug layering technology for development of new products.
- » Development of Oral Solid Dosage (OSD) form products by utilising combination of two processing steps, which offer advantage of less processing time with improved uniform quality.
- » Continued development for conversion of tablets from non-aqueous to aqueous coating.
- » Development of complex generic products for ANDA filings (US market).
- » Development of robust and cost-effective formulations for various therapeutic category.
- » Development & launch of product for treatment of pain caused due to nerve damage (neuropathic pain).
- » In-house Synthesis of Process impurities, Pharmacopeia impurities, chiral impurities and Degradation impurities to fulfil internal requirement of FD & ADL Department.
- » Development of cost effective & efficient FTNIR analytical methodology for existing commercialised product of ANDA, ROW & Domestic market.

2. Benefits derived as a result of R&D

- » Successful commercialisation of ANDA product with specialised OROS technology.
- » Successful commercialisation of Preservative free Ophthalmic Product in novel preservative free bottles.
- » 5 ANDAs approvals received & 7 New ANDAs filed with USFDA.
- » Developed and stabilised new 9 Oral solid, 4 Topical & 1 Liquid oral products for ROW market.
- » Total 13 APIs developed for Domestic, ROW & ANDA market.
- » 8 API’s manufacturing scaled up for commercial production.
- » One patent application for pharmaceutical composition has been filed in India.

- » 8 Domestic Ophthalmic Suspension and solution products developed.
- » Total 6 Dossier of Pharmaceutical Finished Product & Active Pharmaceutical Ingredient filed with DCG(I) for domestic marketing authorisation.
- » DCG(I) Approval granted for 1<sup>st</sup> time in country for products having novel triple drug combination of angle glaucoma/ocular hypertension therapeutic category.
- » 60 no. of FTNIR method developed & 36 no. of method implemented at mfg. site for commercial utilisation.
- » Under Life Cycle Management (LCM) activity, 67 FTNIR method developed & 55 method implemented at mfg. site.

3. In case of imported technology: No import of technology during the year.

4. Expenditure on R & D

Particulars	Amount (₹ in Crore)
Capital Expenditure	7.41
Recurring Expenditure	224.41
Total R&D Spend	224
% of Consolidated Turnover	5.00%

C FOREIGN EXCHANGE EARNINGS AND OUTGO

- Activities relating to initiatives taken for increasing exports are discussed in Management Discussion & Analysis in this annual report.
- Total foreign exchange earned in terms of actual inflow as well as outgo in terms of actual outflow during the year:
  - » Earnings in foreign currency ₹ 2,871.82 Crore (previous year ₹ 2,386.47 Crore)
  - » Outgo in foreign currency ₹ 487.20 Crore (previous year ₹ 398.83 Crore)



## Report on Corporate Governance

- c) Composition of Directors, their other directorships & committee memberships and their attendance in Board/AGM during the financial year, are given below:

Name of the Director	DIN	Category	Attendance		Shareholding in the Company as on 31 March 2025	No. of Directorships in other public companies (including this entity)	Committee Membership in other public companies (including this entity)	
			Board	AGM			Member	Chairman
Mr. Mannalal B. Agrawal	00073828	P, NE	4	Yes	-	1	2	1
Mr. Madhusudan B. Agrawal	00073872	P, E	4	Yes	-	2	-	-
Mr. Yogesh M. Agrawal	00073673	P, E	4	Yes	1,80,78,147	1	-	-
Mr. Rajesh M. Agrawal	00302467	P, E	4	Yes	1,80,78,148	2	1	-
Mr. David Rasquinha <sup>#</sup>	01172654	ID	3	Yes	1,500	5	6	3
Mr. Rajesh S. Dalal <sup>#</sup>	03504969	ID	3	Yes	-	4	5	1
Ms. Medha V. Joshi <sup>#</sup>	00328174	ID	3	Yes	-	1	-	-
Ms. Simi M. Thapar <sup>#</sup>	10470498	ID	3	Yes	-	1	2	-

<sup>#</sup> During the year under review, Mr. David Rasquinha, Mr. Rajesh Dalal, Ms. Medha Joshi & Ms. Simi Thapar were appointed as Directors at the Board meeting held on 02.05.2025 and hence their attendance for the board meetings is considered as 3 i.e. from next Board meeting .

Name of the Director	Other public entities in which person acting as Director	Category of other entities Directorship
Mr. Mannalal B. Agrawal	-	-
Mr. Madhusudan B. Agrawal	1. Inspira Infra (Aurangabad) Limited	Director
Mr. Yogesh M. Agrawal	-	-
Mr. Rajesh M. Agrawal	SBFC Finance Limited	ID
Mr. David Rasquinha	1. Ion Exchange Projects and Engineering Limited 2. Aquanomics Systems Limited 3. Unity Small Finance Bank Limited 4. Ion Exchange (India) Limited	All ID
Mr. Rajesh S. Dalal	1. Laxmi Dental Limited 2. Biogenomics Limited 3. Entero Healthcare Solutions Limited	All ID
Ms. Medha V. Joshi	-	-
Ms. Simi M. Thapar	-	-

#### Notes:

- P – Promoter, E – Executive, NE – Non-Executive, ID – Independent;
  - Mr. Mannalal B. Agrawal and Mr. Madhusudan B. Agrawal are brothers. Mr. Yogesh M. Agrawal and Mr. Rajesh M. Agrawal are brothers and sons of Mr. Mannalal B. Agrawal;
  - Includes only memberships/Chairmanships of Audit and Stakeholders' Relationship Committees;
  - Does not include directorships in private, foreign and Section 8 companies.
- d) In the opinion of the board, the independent directors fulfil the conditions specified in the SEBI (Listing Obligations and Disclosure Requirements) Regulations, 2015 (the Listing Regulations) and are independent of the management.

- e) The Board members have diverse skillset, attributes, experience and knowledge to ensure Board's effectiveness and sound corporate governance.

Expertise, Skills & Attributes	Mannalal Agrawal	Madhusudan Agrawal	Yogesh Agrawal	Rajesh Agrawal	David Rasquinha	Medha Joshi	Rajesh Dalal	Simi Thapar
Strategic thinking	✓	✓	✓	✓	✓	✓	✓	✓
Industry Knowledge	✓	✓	✓	✓	✓	✓	✓	
General Management	✓	✓	✓	✓	✓	✓	✓	✓
Sustainability	✓		✓	✓	✓	✓	✓	✓
Risk Management	✓	✓	✓	✓	✓	✓	✓	✓
Finance & Accounts	✓	✓	✓	✓	✓	✓	✓	✓
Governance	✓	✓	✓	✓	✓	✓	✓	✓
Cyber security			✓	✓	✓		✓	✓

### B. Board Meetings and Attendance

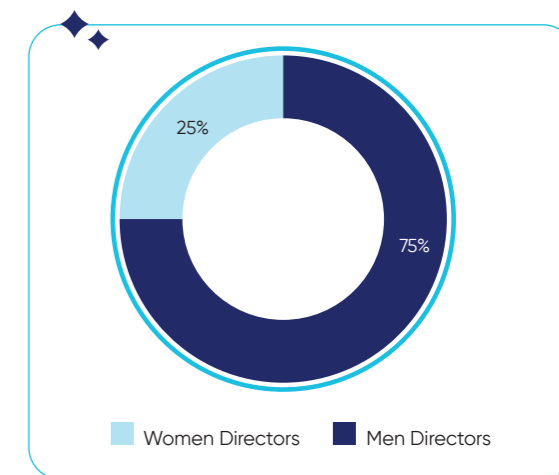
- Calendar of Board & Committee meetings is fixed well in advance, to facilitate full attendance and active participation of all Board members.
- During the year, all the meetings were held physically and video conferencing arrangements were made, for Directors who opted for it.

#### Independent Directors

All IDs have affirmed that they meet with the criteria of independence outlined in Section 149(6) of the Companies Act 2013 (the Act) and Regulation 16(b) of the Listing Regulations. Mr. David Rasquinha is the Lead Independent Director. Lead ID provides objective feedback of the IDs as a group to the Board on various matters and liaises between the Chairman, Executive Directors and IDs.

All the new IDs were familiarized with Company's governance framework, pharma industry framework, Company's business set up, financials, their duties etc. They were also taken to Company's R&D facilities and manufacturing facility. As part of the ongoing familiarisation, functional heads make presentations to the IDs to apprise them of critical functions, key developments in the pharmaceutical industry and subsidiary companies.

Details of the familiarisation programme for the IDs is uploaded on the Company's website at <https://ajantapharma.com/images/DFP-02-04-2025.pdf>



### C. Performance evaluation of Board, Committees and Directors

Company has established a formal and transparent framework for evaluating the performance of the Board, its Committees and individual Directors. The evaluation process is carried out annually through a structured evaluation forms covering various aspects such as effectiveness of meetings, participation and contribution of members, strategic guidance, risk management oversight, and adherence to corporate governance norms.

The evaluation of IDs was done by the entire Board, excluding the Directors being evaluated. In a separate meeting of IDs, performance of Non-Independent directors, the Board as a whole and Chairman of the Company was evaluated, taking into account the views of Executive Directors and Non-Executive Directors.

# Report on Corporate Governance

The Chairman and Directors have conveyed their pleasure with the evaluation procedure and outcome.

## D. Code of Conduct

The Company upholds workplace integrity and ethical business practices and has laid down "Code of Conduct" for all Board members and Senior Management Personnel, readily accessible on its website through the web-link <https://ajantapharma.com/images/CodeofConductforDirectorsandSeniorManagement.pdf>

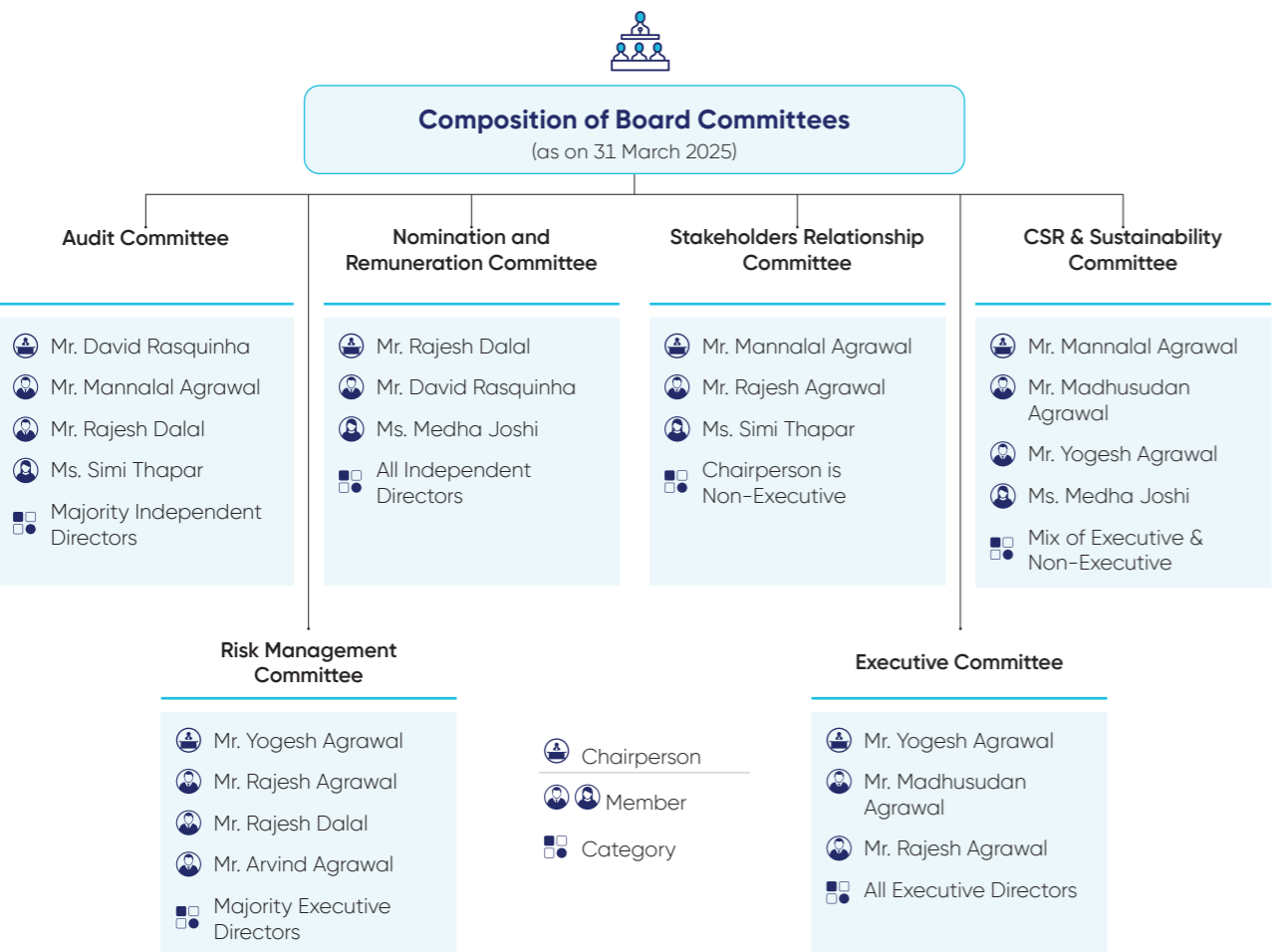
All members of the Board and Senior Management Personnel have confirmed their adherence to the aforementioned Code for the financial year ending 31 March 2025. A declaration to that effect signed by the Managing Director is annexed to this report.

## E. Prevention of Insider Trading

a) 'Ajanta's Code of Conduct for Insiders' ("ACCI") and the 'Code of Practices and Procedures for Fair Disclosure of Unpublished Price Sensitive Information' ("CFD") have been formulated and implemented in accordance

with the SEBI (Prevention of Insider Trading) Regulations, 2015 ("PIT"). Company Secretary has been appointed as Compliance Officer for ensuring implementation of ACCI and CFD.

- b) ACCI lays down obligations and responsibilities of designated persons, mechanism for preventing insider trading, handling of UPSI, disclosure of UPSI for legitimate purpose, prohibited and permitted transactions, consequences for violation etc. Company periodically educates designated persons about the codes.
- c) Company maintains adequate and effective system of internal controls and tool to monitor trading in securities by the Insiders. During the year, there has been due compliance with ACCI & CFD by all insiders and requisite disclosures were made to the Stock Exchanges. Pledge/de-pledge of shares by Promoters is disclosed to the Stock Exchange(s) timely.
- d) The Audit Committee reviewed the systems for internal controls on ACCI and found to be adequate and operating effectively.



## Report on Corporate Governance

- b. Non-Executive and IDs are paid sitting fees and/or commission for attending board and committee meetings, as approved by the Board within the limits prescribed under the Act.
- c. Executive directors, receive remuneration fixed by the Board within the limits prescribed under the Act, Listing Regulations and the approval granted by the members. Their remuneration comprises of monthly remuneration and other benefits as per their contractual terms and yearly commission linked to the profits and sustainability initiatives undertaken.
- d. There were no pecuniary relationships or transactions between the Non-Executive Directors and the Company during the FY 2025, save and except remuneration drawn as mentioned below. No royalty has been paid to the Promoter or Promoter Group during the year.
- e. Except Mr. David Rasquinha no other Non-Executive directors hold shares of the Company and no stock options were granted to any Directors during the year.

Remuneration paid to Directors during the year ended 31 March 2025

₹ in Lakh)						
Remuneration to Directors	Salary	Perquisite	PF	Sitting Fees	Commission	Total
Mr. Mannalal B. Agrawal	-	-	-	7.53	-	7.53
Mr. Madhusudan B. Agrawal	439.8	43.98	#	-	-	483.99
Mr. Yogesh M. Agrawal	1422.00	142.20	#	-	900	2464.20
Mr. Rajesh M. Agrawal	1422.00	142.20	#	-	900	2464.20
Mr. David P. Rasquinha	-	-	-	4.95	5.00	9.70
Ms. Medha Joshi	-	-	-	4.95	3.00	7.95
Mr. Rajesh Dalal	-	-	-	5.95	3.00	8.95
Ms. Simi Thapar	-	-	-	4.95	3.00	7.95
Mr. Chandrakant M. Khetan	-	-	-	2.07	1.25	3.32
Mr. K. H. Viswanathan	-	-	-	1.58	0.75	2.33
Mr. Prabhakar Dalal	-	-	-	1.58	0.75	2.33
Dr. Anjana Grewal	-	-	-	1.09	0.75	1.84

# ₹ 21,600

### Stakeholders' Relationship Committee

*Inter alia* ensures elevation of investor service standards & equitable treatment to all stakeholders

- a. The Committee's terms of reference encompass matters specified under Section 178(5) of the Act and Regulation 20 of the Listing Regulations which includes:-
- » Reviewing and addressing shareholder and investor grievances.
  - » Overseeing share transmission, issuance of duplicate shares.
  - » Reviewing share dematerialisation processes.
  - » Reviewing measures taken for effective exercise of voting rights by shareholders.
  - » Reviewing adherence to the service standards by the Registrar and Share Transfer Agent.
- b. To serve the investors better and as required under Regulation 46(2)(j) of the Listing Regulations, the Company's Grievance Redressal division has a designated email address for investor complaints, [investorgrievance@ajantapharma.com](mailto:investorgrievance@ajantapharma.com). The Compliance Officer monitors this email regularly.
- c. Committee comprises of 3 Directors out of which 1 is ID.
- d. During the year, the Committee met 2 times, on 30 July 2024 and 30 January 2025. All the Committee members were present at all the meetings. Company Secretary acts as Secretary of the Committee. He is also the Compliance officer and Nodal officer for the purpose of compliances under Investor Education and Protection Fund.
- e. During the year 5 complaints were received which were resolved satisfactorily and no complaint was pending as on 31 March 2025.



### CSR & SUSTAINABILITY COMMITTEE

*Inter alia* monitors CSR spending as per policy & drives sustainability actions

- a. Ajanta Pharma's CSR efforts focus on healthcare, education, environmental sustainability and community development, aiming to improve the quality of life for underprivileged sections of society. By integrating sustainability into its business practices, Ajanta Pharma upholds its responsibility toward ethical operations, resource conservation and reducing its carbon footprint.
- b. The committee *inter alia*:
- » Oversees the formulation and recommendation of the CSR Policy and Annual Action Plan.
  - » Strategises projects that promote accessible healthcare, quality education, community welfare.
  - » Monitors and reviews the implementation of CSR and sustainability projects.
  - » Ensures compliance with regulatory requirements.
  - » Monitors and oversees sustainability initiatives taken by the Company on environment, social, governance fronts as also for the patients.
  - » Reviews Company's material sustainability issues.
  - » Oversees Company's response and initiatives on climate change.
- c. CSR policy is placed on the website and it can be accessed at <https://ajantapharma.com/images/CSRPolicy2021.pdf>
- d. Committee comprises of 4 Directors out of which 1 is ID. During the year under review the Committee met 4 times, on 02 May 2024, 30 July 2024, 28 October 2024 and 30 January 2025. All the Committee members were present at the meetings conducted during the year.
- e. The Company Secretary acts as Secretary of the Committee.



### Risk Management Committee

Strengthened enterprise risk management, monitored forex risk & integrated ESG risk oversight.

- a. The Risk Management Committee is responsible to:
- » Monitor the effectiveness of the Risk Management framework by identifying, assessing and mitigating potential risks that could impact the Company's operations, financial performance and long-term goals.
  - » Formulate and implement risk management policy and risk management plan.
  - » Promote a risk-aware culture across the organisation and drive enterprise risk management.
  - » Evaluate internal control systems and compliance with regulatory standards.
  - » Identify ESG-linked risks and take actions for mitigation of the same.
  - » Review Forex management policy, forex risks and risk mitigation thereof.
  - » Recommend appointment/removal and remuneration terms of the Chief Risk Officer.
- c. Committee comprises of 4 members, consisting of 3 Directors, 1 ID & 1 CFO.
- d. During the year under review the Committee met 2 times, on 20 August 2024 and 28 February 2025. All the Committee members were present at the meetings conducted during the year.
- e. The Company Secretary acts as Secretary of the Committee.



# Report on Corporate Governance



## Senior Management

The senior management of the Company at present, are as follows:

Sr. No.	Name	Designation & Role
1.	Satish Agrawal	President (Technical & Operations)
2.	Arvind Agrawal	Chief Financial Officer
3.	Jagdish Joshi	President (Operations)
4.	Pourus Vakil	President (Sales & Marketing)
5.	A. V. Jayakumar	President - CQA
6.	Dr. Shailesh Singh	Executive Vice President (R&D)
7.	Thampy Jacob	Sr. Vice President - HR
8.	Surinder Pal Singh	Sr. Vice President- (International Business)
9.	Gaurang Shah	Sr. Vice President- (Legal & Company Secretary)
10.	Surjya Panda	Sr. Vice President - (USA business)
11.	Ram Kumar Subramanian	Sr. Vice President-(International Business)

There was no change during the year.



## General Body Meetings

- a. AGMs are generally held within 4 months from the end of financial year. AGMs during last 3 years were held on

**43<sup>rd</sup> AGM**

**Date:** 4 August 2022

**Time:** 11.00 a.m.

**Through:-** Other Audio Visual Means

**No. of special resolutions passed:** Nil

**44<sup>th</sup> AGM**

**Date:** 18 July 2023

**Time:** 11.00 a.m.

**Through:-** Other Audio Visual Means

**No. of special resolutions passed:** one

**45<sup>th</sup> AGM**

**Date:** 18 July 2024

**Time:** 11.00 a.m.

**Through:-** Other Audio Visual Means

**No. of special resolutions passed:** four

- b. No extra-ordinary general meeting was held during the three preceding financial years.
- c. There were no instances where minority shareholders had proposed any agenda item at the AGM.
- d. Company usually proposes separate resolutions for the items requiring members' approval.
- e. E-voting facility is provided at general meetings to enable the Shareholders vote electronically. Proper instructions w.r.t. the e-voting are circulated to all the Shareholders and they are assisted to vote electronically in case of any difficulty.
- f. All the Board Members, Statutory Auditors, Secretarial Auditor attend the AGMs.
- g. All resolutions proposed by the Board were passed by shareholders and voting results of resolutions passed through Postal Ballots are available on the Stock Exchange(s) & Company's website.

## Postal Ballot

During the year under review, no postal ballot was conducted.



## Means of Communication

### a. Financial Results

The quarterly results are regularly posted by the Company on its website <https://www.ajantapharma.com/> and are also submitted to the Stock Exchanges on which the securities of the Company are listed.

The financial results along with summary of significant events are also sent to the shareholders by e-mail and the extract of the quarterly consolidated financial results is published in both Vernacular and National newspapers.

### b. News and media release

The official news and media releases of key events are disseminated to the Stock Exchanges and displayed on the Company's website.

### c. Earning conference calls and presentations to Institutional Investors /Analysts

The Company holds quarterly earnings calls with analysts and investors after the announcement of financial results. The transcript and audio recording of the earnings call is uploaded on the Company's website as well as filed with the stock exchanges. Presentations made to institutional investors and financial analysts are filed with the stock exchanges and uploaded on the Company's website.

### d. Compliance reports, corporate announcements, material information and updates

The Company disseminates the requisite corporate announcements including the SEBI Listing Regulations compliances, shareholding pattern, corporate governance report, financial results, material/price sensitive information, etc., electronically through designated electronic portals of the Stock Exchanges.

### f. Website

The Company's website contains a separate section for investors. The shareholders can access the profiles of board members, board & Board committees' composition, Corporate Governance policies, financial information, annual reports, Memorandum and Articles of Association, shareholding information, details of unclaimed dividends and shares transferred/liable to transfer to IEPF, press releases, stock exchange disclosures and investor presentations etc. on the Company's website.



## GENERAL SHAREHOLDERS INFORMATION

### A. Date, Time and Venue of the 46<sup>th</sup> AGM:

Date: Thursday, 17 July 2025

Time: 11.00 a.m.

Venue: Through video-conferencing or Other Audio-Visual Means.

### B. Financial Calendar:

01 April 2024 to 31 March 2025

### C. Reporting Calendar:

Within 45/ 60 days from the end of the quarter/ financial year respectively, as stipulated under the Listing Regulations.

### D. Dividend Payment Date:

Interim Dividend paid on 28 October 2024 is proposed as final dividend.

### E. Listing on Stock Exchanges:

BSE Limited (Code: 532331),

National Stock Exchange of India Limited (Code: AJANTPHARM).

Annual Listing Fees have been paid for both the stock exchanges within stipulated time.

### F. ISIN number for CDSL and NSDL:

INE031B01049

### G. Registrar and Transfer Agents ("RTA")

MUFG Intime India Private Limited  
(Formerly Link Intime India Private Limited)  
Unit: Ajanta Pharma Limited  
C-101, 247 Park, L B S Marg,  
Vikhroli (West) Mumbai – 400 083  
Tel No.: +91 810 811 6767  
Fax: + 91 022 49186060  
E-mail: [rnt.helpdesk@in.mpms.mufg.com](mailto:rnt.helpdesk@in.mpms.mufg.com)  
Website: [www.in.mpms.mufg.com](http://www.in.mpms.mufg.com)

### H. Share Transfer System

Transmission, dematerialisation of shares, dividend payment and all other investor related matters are attended to and processed by the Company's RTA within the prescribed timeline upon receipt of complete documents.

Stakeholders' Relationship Committee periodically reviews and takes note of transfer, transmission, remat, split & consolidation of share certificates etc.

Audit of share transfer related activities is done by the Company Secretary in practice and compliance certificate is submitted to the Stock Exchanges on quarterly basis.

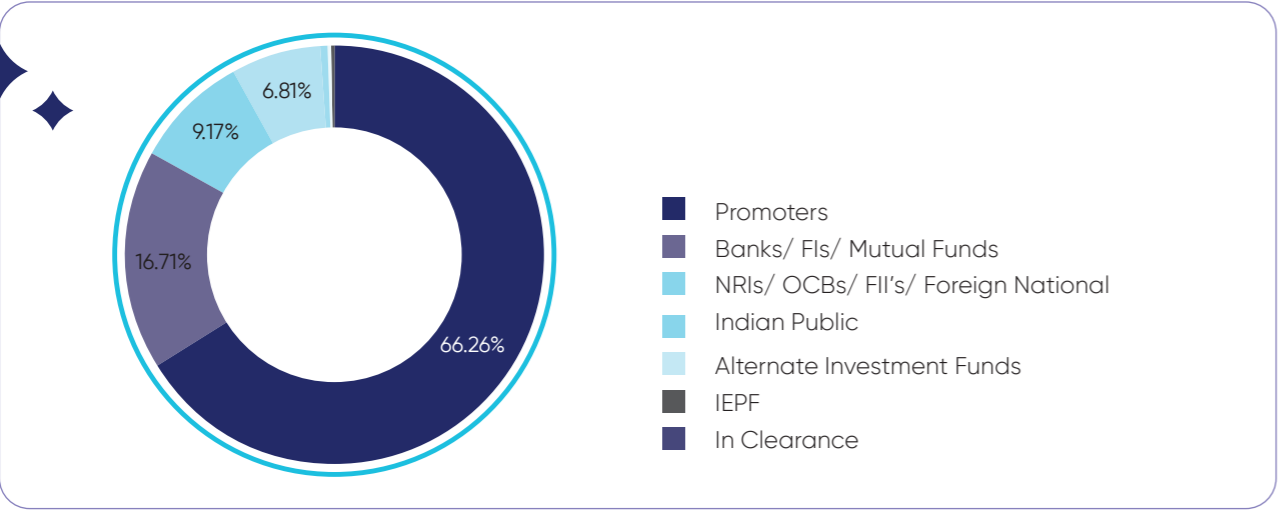
Vide circular dated 24 January 2022, SEBI has notified that all requests for duplicate, split and consolidation shall be processed in only demat mode. Accordingly, Members are requested to make service requests by submitting a duly filled and signed Form ISR – 4, the format of which is available on the Company's website at [https://ajantapharma.com/ajanta/Investors/investor\\_information\\_KYC\\_forms](https://ajantapharma.com/ajanta/Investors/investor_information_KYC_forms) and on the website of the Company's RTA, Link Intime at [www.in.mpms.mufg.com](http://www.in.mpms.mufg.com).

It may be noted that any service request can be processed only after the folio is KYC compliant. The Company advises members still holding share certificates in physical form to dematerialise their shareholding.

# Report on Corporate Governance

## Distribution of Equity Shareholding as on 31 March 2025

No. of shares held	Shareholders		Shares	
	No.	%	No.	%
Up to 500	69,341	95.47	23,44,266	1.88
501-1000	1,118	1.54	7,91,705	0.63
1001-2000	1,097	1.51	14,25,014	1.14
2001-3000	295	0.41	7,21,692	0.58
3001-4000	152	0.21	5,29,620	0.42
4001-5000	88	0.12	3,96,235	0.32
5001-10000	189	0.26	12,84,852	1.03
10001 & above	353	0.49	11,74,18,715	94.00
<b>TOTAL</b>	<b>72,633</b>	<b>100.00</b>	<b>12,49,12,099</b>	<b>100.00</b>



### Dematerialisation of Shares and Liquidity

About 99.87% of the outstanding equity shares have been dematerialised up to March 31, 2025. Trading in Shares of the Company is permitted only in dematerialised form. The Company's equity shares are fairly liquid and are actively traded on BSE and NSE.

### Outstanding GDR/ ADR/ Warrants or any convertible instruments, conversion date and likely impact on equity

Company has not issued these types of securities.

### Commodity price risk or foreign exchange risk and hedging activities

The Company does not have any significant exposure in commodities directly and does not carry out any commodity hedging activities.

Currency risks mainly arise out of exports and overseas operations. Since about 68% of the Company's income is by way of exports with major currency exposure being in USD/EUR, the Company generally does currency hedging for 6 to 18 months and up to the extent of 50% to 75% of its net foreign exchange earnings. It uses forward exchange contracts and/or options to hedge against its net foreign currency exposures as advised by the Risk Management Committee and forex

consultants. All material foreign exchange transactions are fully covered.

### Plant Locations

Company has 7 Manufacturing Plants as detailed below:

- B-4, B-5, B-6, MIDC Industrial Area, Paithan, Dist. Aurangabad, Maharashtra
- 31-O, MIDC Industrial Area, Chikalthana, Aurangabad, Maharashtra
- Gut No. 11/12/14/15, Chitegaon, Paithan Road, Dist. Aurangabad, Maharashtra
- Gut No. 378, Plot No. 8, Waluj, Aurangabad, Maharashtra
- Plot No. Z-103 /A, Dahej SEZ - Part II, Dist. Bharuch, Gujarat
- Mirza Palashbari Road, Mouza Chayani Kamrup (R), Dist. Guwahati, Assam
- Plot No.M-55,56,57 ISEZ Phase-II, Pithampur, Dist. Dhar, Madhya Pradesh

## Contact Details for Correspondence:

### For Corporate Governance, IEPF etc.

#### Name & contact details:

Compliance & Nodal Officer  
Mr. Gaurang C. Shah  
Sr. VP – Legal & Company Secretary

#### Address

Ajanta House, 98 Govt. Ind. Area,  
Charkop, Kandivali (West),  
Mumbai – 400 067  
Tel.: +91 022 – 60609000  
Website: <http://www.ajantapharma.com/>  
E-mail: [investorgrievance@ajantapharma.com](mailto:investorgrievance@ajantapharma.com)

### For Financial Statements & institutional investors

#### Name & contact details:

Mr. Rajeev Agarwal  
AVP – Finance

#### Address

Ajanta House, 98 Govt. Ind. Area,  
Charkop, Kandivali (West),  
Mumbai – 400 067  
Tel.: +91 022 – 60609000  
Website: <http://www.ajantapharma.com/>  
E-mail: [investorgrievance@ajantapharma.com](mailto:investorgrievance@ajantapharma.com)

### For shares held in physical form

#### Name & contact details:

MUFG Intime India Private Limited  
(Formerly Link Intime India Private Limited)  
Unit: Ajanta Pharma Limited  
C-101, 247 Park, L B S Marg,  
Vikhroli (West), Mumbai – 400 083

#### Address

Tel No.: +91 810 811 6767  
Fax: + 91 022 49186060  
E-mail: [rnt.helpdesk@in.mpms.mufg.com](mailto:rnt.helpdesk@in.mpms.mufg.com)  
Website: [www.in.mpms.mufg.com](http://www.in.mpms.mufg.com)

### For shares held in demat form

Concerned Depository participants  
of investors

## Credit Ratings

Company's bank facilities are rated by Credit Analysis and Research Limited (CARE). Vide report dated 29 August 2024 CARE has upgraded the Company's ratings as under:

- » Long-term ratings improved from CARE AA to CARE AA+. Though we don't have any long-term borrowings, non-funded limits like, LC, BG, Forex hedging, etc. are considered as long-term.
- » Short-term rating remains unchanged at A1+. We have sanctioned working capital limits of Rs. 65 cr., though we don't use it.

These rating indicates an adequate degree of safety regarding timely servicing of financial obligations.

## Updating KYC & Nomination

As per the SEBI Circular, the Company/RTA can entertain service request of members holding the shares in physical mode, only upon the provision of KYC details viz., PAN, contact details, bank account details and specimen signature. Any folios for which any of the above KYC details are missing will be ineligible for receiving dividends, lodging a grievance/ service request.

Members are requested to submit their KYC details and service requests in duly executed prescribed forms with requisite proofs as listed in the forms, to the Company's RTA, MUFG Intime India Private Limited (Formerly known as Link Intime India Private Limited), Unit: Ajanta Pharma Limited, C 101, 247 Park, L B S Marg, Vikhroli (West), Mumbai – 400 083.

Alternatively, e-signed service requests as given below can also be sent by email to [rnt.helpdesk@in.mpms.mufg.com](mailto:rnt.helpdesk@in.mpms.mufg.com) from registered email Id.

Form	Particulars
ISR 1	Registration of PAN, KYC details or Changes/ update
ISR 2	Confirmation of signature of the securities holder by the banker
ISR 3	Declaration for opting-out of Nomination by holders of physical securities in Listed Companies
ISR 4	Request for issue of Duplicate Certificate and other Service Requests
SH -13	Nomination form
SH-14	Cancellation or variation of Nomination

Members holding shares in demat form should contact their depository participant for updation of their records.

# Report on Corporate Governance

## Other Disclosures

### Related Party Transactions

Transactions with related parties are disclosed in Note no. 53 of the Financial Statements. There were materially significant transactions or transactions that may have potential conflict with the interests of the Company. Policy on related party transactions is placed on the Company's website, accessible via the link <https://ajantapharma.com//images/PolicyonRelatedPartyTransactions.pdf>

### Details of Non-compliance

There was no non-compliance of any statutory provisions and no penalties, strictures imposed on the Company by stock exchange(s) or the board or any statutory authority, on any matter related to capital markets, during the last three years.

### Vigil Mechanism/ Whistle-Blower Policy

Company is committed to maintaining the highest standards of ethical conduct and corporate governance. It has established a Vigil Mechanism and Whistle-Blower Policy that provides a secure and confidential platform for directors, employees, and other stakeholders to report genuine concerns regarding unethical behaviour, actual or suspected fraud, or violation of the Company's Code of Conduct. The mechanism ensures that such disclosures are dealt with in a fair and transparent manner and provides adequate safeguards against victimisation of the whistle-blower. No complaints were received during the year.

Policy is placed on the Company's website, accessible via the link: <https://ajantapharma.com//images/Whistle-Blower-Policy-Feb-2023.pdf>.

No whistle blower complaints or concerns during the year.

### Compliance with the Mandatory Requirements of the Listing Regulations

Company has complied with and disclosed all the mandatory corporate governance requirements under Regulation 17 to 27 and 46(2) of the Listing Regulations.

### Material subsidiary:

**Name:** Ajanta Pharma USA INC  
**Date of Incorporation:** 07 December 2012  
**Place of Incorporation:** New Jersey, USA  
**Name of Statutory Auditor:** KNAV P A  
**Date of appointment of Statutory Auditor:** 14 November 2019.

Ms. Medha Joshi, Independent Director of the Company is nominated on the Board of Ajanta Pharma USA Inc. Web-link of policy for determining material subsidiaries is <https://ajantapharma.com//images/PolicyonMaterialSubsidiaries.pdf>

No loans and advances were provided by the Company or its subsidiaries, to firms/ companies in which directors are interested.

There were no agreements which are to be disclosed under clause 5A of paragraph A of Part A of Schedule III of the SEBI Listing Regulations.

### Adoption of Non-Mandatory Requirements

Company has also adopted following non-mandatory requirements specified in Part E of Schedule II of the Listing Regulation.

### Communication to Members

Financial performance highlights were sent to shareholders on half yearly basis.

### Audit Qualification

The Company is in the regime of unqualified financial statements (Standalone & Consolidated).

### Reporting of Internal Auditors

The Internal Auditor of the Company serves as a permanent invitee to the Audit Committee. They submit the Internal Audit Report with observations, reviews, comments and recommendations through presentations which they have observed during their Audit along with follow up actions taken by the management.

### Details of the utilisation of funds raised through preferential allotment or qualified institutions placement as specified under Regulation 32(7A) of the Listing Regulation

The Company has not raised any funds through preferential allotment or qualified institutions placement.

### Certificate from Company Secretary in practice

Practicing Company Secretary has certified that none of the Directors on the Board of the Company have been debarred or disqualified from being appointed or continuing as directors of companies by the Board/ Ministry of Corporate Affairs or any such statutory authority. The same is annexed to this report.

Throughout the financial year, there were no occurrences where the Board declined to accept any recommendations put forth by any of its committees.

### Total fees paid to all statutory auditors

Total fees for all services paid by the Company and its subsidiaries, on a consolidated basis, to the statutory auditor and all entities in the network firm/ network entity of which the statutory auditor is a part, is mentioned in Notes to Accounts.

### Disclosures in relation to the Sexual Harassment of Women at Workplace (Prevention, Prohibition and Redressal) Act, 2013

Sr. No.	Particulars	No. of complaints
1	Number of complaints pending as on end of the financial year	Nil
2	Number of complaints pending as on end of the financial year	Nil
3	Number of complaints pending as on end of the financial year	Nil

The Company does not have any fixed deposit programme nor has any proposal involving mobilisation of funds in India or abroad.

### Certification by Managing Director & Chief Financial Officer ('MD & CFO')

Certificate from MD and CFO pursuant to Regulation 17(8) of the Listing Regulations [Part B of Schedule II], is attached to this Report. MD and the CFO also gives quarterly certification on financial results to the Board in terms of Regulation 33(2) of the Listing Regulations.

Disclosures have also been received from the senior management that there were no transactions with the Company either by them or their relatives during the FY 2025, having potential conflict with the interests of the Company.

### Unclaimed Shares & Dividend

As per Regulation 39(4) and Schedule VI of the Listing Regulations, shares which remained unclaimed in the custody of the Company are required to be transferred to the Unclaimed Suspense Account opened by the Company. Accordingly, unclaimed shares lying in the Company's Unclaimed Suspense Account is as under:

Particulars	No. of shareholders	No. of shares
Aggregate number of shareholders and the outstanding shares in the suspense account lying at the beginning of the year	3	3,375
Shareholders who approached the Company for transfer of shares from suspense account during the year	1	750

Particulars	No. of shareholders	No. of shares
(Less): Number of shareholders to whom shares were transferred from suspense account during the year	1	750
(Less): Shares transferred to IEPF account	-	-
Aggregate number of shareholders and the outstanding shares in the suspense account lying at the end of the year	3	2625

These shares including all benefits accrued thereon shall be transferred by the Company to the Investor Education and Protection Fund Authority ("IEPF Authority") in accordance with the provisions of Section 124(5) and (6) of the Act and Rules framed thereunder.

As per Section 124(6) of the Act read with the Investor Education and Protection Fund Authority (Accounting, Audit, Transfer and Refund) Rules, 2016 ("IEPF Rules"), all the dividends which have not been paid or claimed for seven consecutive years or more and underlying shares thereon, shall be transferred to the IEPF Authority, after complying with the procedure. Accordingly, the undermentioned dividend and underlying shares have been transferred to the IEPF Authority during the year.

Financial year	Amount of unclaimed dividend transferred	Number of shares transferred
2016-17 (2 <sup>nd</sup> Interim)	9,19,989	3,682

Members whose shares/unclaimed dividends, etc. have been transferred to IEPF may claim the shares by making an application to IEPF Authority in Form IEPF-5 (available on [www.iepf.gov.in](http://www.iepf.gov.in)) along with requisite fee as decided by the Authority from time to time. The Member can file only one consolidated claim in a financial year as per the IEPF Rules and amendments thereto.

### Dividends remaining unpaid/unclaimed and the dates by which dividend and underlying shares will be transferred to IEPF is as under:

Financial Year	Date of declaration	Tentative date for transfer to IEPF
2018-2019 (Interim)	31.10.2018	06.12.2025
2019-2020 (Interim)	05.11.2019	11.12.2026
2020-2021 (Interim)	03.11.2020	09.12.2027
2021-2022 (Interim)	29.10.2021	04.12.2028
2022-2023 (Interim)	03.11.2022	09.12.2029
2023-2024 (1 <sup>st</sup> Interim)	27.07.2023	01.09.2030
2023-2024 (2 <sup>nd</sup> Interim)	31.01.2024	01.03.2031
2024-2025 (Interim)	28.10.2024	02.12.2031

# Report on Corporate Governance

Details of unclaimed dividends and shareholders whose shares are liable to be transferred to the IEPF Authority are also put on the Company's website. Shareholders who have not yet encashed their unclaimed/unpaid amounts are requested to correspond with the Company's RTA at the earliest to claim the same and avoid transfer of dividend and underlying shares to IEPF.



## Shareholders' Right

- a) To receive copies of the Annual Report, balance sheet and profit & loss account and auditor's report.
- b) To participate and vote in general meetings.
- c) To receive corporate benefits such as dividend, rights and bonus, once approved.



## Policies

Company has framed following policies and codes for setting up best corporate governance practices and for achieving the ultimate objective of maximising stakeholder value.

Name of the Policy/Code	Intranet/Internet (with web-link)
Ajanta's Code of Conduct for Insiders	On Intranet
Ajanta Third-Party Code	<a href="https://ajantapharma.com//images/Third-Party-Code-of-Conduct.pdf">https://ajantapharma.com//images/Third-Party-Code-of-Conduct.pdf</a>
Code of Conduct for Directors & Senior Management	<a href="https://ajantapharma.com//images/CodeofConductforDirectorsandSeniorManagement.pdf">https://ajantapharma.com//images/CodeofConductforDirectorsandSeniorManagement.pdf</a>
Code of Practices & Procedure for Fair Disclosure of UPSI	<a href="https://ajantapharma.com//images/FinalCodeofPracticesProcedureforFairDisclosure30102024.pdf">https://ajantapharma.com//images/FinalCodeofPracticesProcedureforFairDisclosure30102024.pdf</a>
Business Responsibility and Sustainability policies	<a href="https://ajantapharma.com//images/BusinessResponsibilityPolicies.pdf">https://ajantapharma.com//images/BusinessResponsibilityPolicies.pdf</a>
CSR Policy	<a href="https://ajantapharma.com//images/CSRPolicy2021.pdf">https://ajantapharma.com//images/CSRPolicy2021.pdf</a>
Dividend distribution policy	<a href="https://ajantapharma.com//images/DividendPolicy.pdf">https://ajantapharma.com//images/DividendPolicy.pdf</a>
Policy for determination of materiality	<a href="https://ajantapharma.com//images/Policyfordeterminationofmateriality.pdf">https://ajantapharma.com//images/Policyfordeterminationofmateriality.pdf</a>
Policy for determining qualifications of Director	<a href="https://ajantapharma.com//images/PolicyfordeterminingqualificationsofDirector.pdf">https://ajantapharma.com//images/PolicyfordeterminingqualificationsofDirector.pdf</a>
Policy for remuneration of Directors & Employees	<a href="https://ajantapharma.com//images/PolicyforRemunerationofDirectorsandEmployees.pdf">https://ajantapharma.com//images/PolicyforRemunerationofDirectorsandEmployees.pdf</a>
Policy on Archival of Documents	<a href="https://ajantapharma.com//images/ed3a5c00-25bd-4cd8-a933-06d0be554702ArchivalPolicy.pdf">https://ajantapharma.com//images/ed3a5c00-25bd-4cd8-a933-06d0be554702ArchivalPolicy.pdf</a>
Policy on Board evaluation	On Intranet
Policy on Board Diversity	<a href="https://ajantapharma.com//images/Policy-on-Board-Diversity.pdf">https://ajantapharma.com//images/Policy-on-Board-Diversity.pdf</a>
Policy on Internal Financial Controls	-
Policy on Material Subsidiaries	<a href="https://ajantapharma.com//images/PolicyonMaterialSubsidiaries.pdf">https://ajantapharma.com//images/PolicyonMaterialSubsidiaries.pdf</a>
Policy on Procedure for inquiry in case of leak of UPSI	On Intranet
Policy on preservation of documents	On Intranet
Policy on Related Party Transactions	<a href="https://ajantapharma.com//images/PolicyonRelatedPartyTransactions.pdf">https://ajantapharma.com//images/PolicyonRelatedPartyTransactions.pdf</a>
Policy on Succession Plan	-
Risk Management Policy	<a href="https://ajantapharma.com//images/RiskManagementPolicy.pdf">https://ajantapharma.com//images/RiskManagementPolicy.pdf</a>
Risk Management Plan	<a href="https://ajantapharma.com//images/Risk-Management-Policy-And-Plan.pdf">https://ajantapharma.com//images/Risk-Management-Policy-And-Plan.pdf</a>
Whistle-Blower Policy	<a href="https://ajantapharma.com//images/Whistle-Blower-Policy-Feb-2023.pdf">https://ajantapharma.com//images/Whistle-Blower-Policy-Feb-2023.pdf</a>

For and behalf of the Board of Directors

**Mannalal B. Agrawal**  
Chairman  
DIN: 00073828

Mumbai, 30 April 2025

## CERTIFICATE OF NON-DISQUALIFICATION OF DIRECTORS

[Pursuant to Regulation 34(3) read with sub-clause (10)(i) of Clause C of Schedule V of the SEBI (Listing Obligations and Disclosure Requirements) Regulations, 2015]

To,  
The Members of  
**Ajanta Pharma Limited**  
Ajanta House, 98 Govt Industrial Area  
Charkop, Kandivali (West), Mumbai - 400 067

We have examined the relevant registers, records, forms, returns and disclosures received from the Directors of Ajanta Pharma Limited having CIN: L24230MH1979PLC022059 and having registered office at Ajanta House, 98 Govt. Industrial Area, Charkop Kandivali (West), Mumbai - 400 067 (hereinafter referred to as 'the Company'), produced before us by the Company for the purpose of issuing this Certificate, in accordance with Regulation 34(3) read with Sub-clause 10(i) of Clause C of Schedule V of the Securities Exchange Board of India (Listing Obligations and Disclosure Requirements) Regulations, 2015.

In our opinion and to the best of our information and according to the verifications (including Directors Identification Number (DIN) status at the portal [www.mca.gov.in](http://www.mca.gov.in)) as considered necessary and explanations furnished to us by the Company, We hereby certify that none of the Directors on the Board of the Company as stated below for the Financial Year ending on 31 March 2025 have been debarred or disqualified from being appointed or continuing as Directors of companies by the Securities and Exchange Board of India, Ministry of Corporate Affairs or any such other Statutory Authority.

Sr. No.	Name of Director	DIN	Designation	Date of appointment
1	Mannalal Bhagwandas Agrawal	00073828	Director	31/12/1979
2	Madhusudan Bhagwandas Agrawal	00073872	Whole time Director	31/12/1979
3	Yogesh Mannalal Agrawal	00073673	Managing Director	29/04/2000
4	Rajesh Mannalal Agrawal	00302467	Whole time Director	30/04/2013
5	Chandrakant Mohanlal Khetan*	00234118	Independent Director	20/10/2008
6	Prabhakar Ramchandra Dalal*	00544948	Independent Director	13/06/2014
7	Viswanathan Hariharan Kalpati*	06563472	Independent Director	30/04/2013
8	Dr. Anjana Grewal*	06896404	Independent Director	13/06/2014
9	David Paul Rasquinha#	01172654	Independent Director	02/05/2024
10	Medha Vinay Joshi#	00328174	Independent Director	02/05/2024
11	Simi Manohar Lal Thapar#	10470498	Independent Director	02/05/2024
12	Rajesh Shashikant Dalal#	03504969	Independent Director	02/05/2024

\* Retired as Independent Directors w.e.f. 17/07/2024

# Appointed as an Independent Directors w.e.f. 18/07/2024

Ensuring the eligibility for the appointment/continuity of every Director on the Board is the responsibility of the management of the Company. Our responsibility is to express an opinion on these based on our verification. This certificate is neither an assurance as to the future viability of the Company nor of the efficiency or effectiveness with which the management has conducted the affairs of the Company.

**Alwyn D'Souza & Co.**  
Company Secretaries

**Alwyn D'Souza**  
FCS. 5559  
Certificate of Practice No.5137  
UDIN: F005559G000240915

Place: Mumbai  
Date: 30 April 2025  
**Office Address :**  
Annex-103, Dimple Arcade,  
Asha Nagar, Kandivali (East),  
Mumbai - 400 101.

# Report on Corporate Governance

## DECLARATION PURSUANT TO SCHEDULE V OF THE LISTING REGULATIONS

In accordance with Regulation 26 (3) and Schedule V of the Listing Regulations with the Stock Exchanges, I hereby declare that the Directors and Senior Management of the Company have affirmed compliance with the Code of Conduct as applicable to them for the year ended 31 March 2025.

For **Ajanta Pharma Limited**

**Yogesh M. Agrawal**  
Managing Director  
DIN: 00073673

Mumbai, 30 April 2025

## CERTIFICATE PURSUANT TO REGULATION 17(8) OF THE LISTING REGULATIONS

We, Mr. Yogesh M. Agrawal, Managing Director and Mr. Arvind K. Agrawal, Chief Financial Officer hereby certify for the financial year ended 31 March 2025 that:

- (a) We have reviewed Ind AS financial statements and the cash flow statement for the year and that to the best of our knowledge and belief:
  - (i) these statements do not contain any materially untrue statement or omit any material fact or contain statements that might be misleading;
  - (ii) these statements together present a true and fair view of the Company's affairs and are in compliance with Ind AS, applicable laws and regulations.
- (b) There are, to the best of our knowledge and belief, no transactions entered into by the Company during the year which are fraudulent, illegal or violative of the Company's code of conduct.
- (c) We accept responsibility for establishing and maintaining internal controls for financial reporting and that we have evaluated the effectiveness of internal control systems of the Company pertaining to financial reporting and we have disclosed to the auditors and the Audit Committee, deficiencies in the design or operation of such internal controls, if any, of which we are aware and the steps we have taken or propose to take to rectify these deficiencies.
- (d) We have indicated to the auditors and the Audit committee:
  - (i) that there are no significant changes in internal control over financial reporting during the year;
  - (ii) that there are no significant changes in accounting policies during the year; and
  - (iii) that there are no instances of significant fraud of which we have become aware.

For **Ajanta Pharma Limited**

**Yogesh M. Agrawal**  
Managing Director  
DIN: 00073673

Mumbai, 30 April 2025

For **Ajanta Pharma Limited**

**Arvind K. Agrawal**  
Chief Financial Officer

## CERTIFICATE OF COMPLIANCE OF CONDITIONS OF CORPORATE GOVERNANCE

To,

The Members of **AJANTA PHARMA LIMITED**,

1. We have examined the compliances of the conditions of Corporate Governance by AJANTA PHARMA LIMITED ("the Company") for the financial year ended 31 March, 2025, as prescribed in Regulations 17 to 27, clauses (b) to (i) of sub- regulation (2) of regulation 46 and paras C, D and E of Schedule V of SEBI (Listing Obligations and Disclosures Requirements) Regulations 2015 ('Listing Regulations').
2. The compliance of the conditions of Corporate Governance is the responsibility of the management. Our examination was limited to procedures and implementation thereof, adopted by the Company for ensuring the compliance of the conditions of Corporate Governance. It is neither an audit nor an expression of opinion on the financial statements of the Company.
3. In our opinion and to the best of our information and according to the explanations given to us and representations made by the Management, we certify that the Company has complied with the conditions of Corporate Governance as stipulated in the above-mentioned Listing Regulations.
4. We further state that such compliance is neither an assurance as to the future viability of the Company nor the efficiency or effectiveness with which the Management has conducted the affairs of the Company.

**Alwyn D'Souza & Co.**  
Company Secretaries

**Alwyn D'Souza**  
FCS. 5559  
Certificate of Practice No. 5137  
UDIN: F005559G000240926

Place: Mumbai  
Date: 30 April 2025

**Office Address:**  
Annex-103, Dimple Arcade,  
Asha Nagar, Kandivali (East),  
Mumbai – 400 101

Business Responsibility and Sustainability Report



STATEMENT BY MANAGEMENT

Dear Valued Partners,

As we reflect on the year gone by, I am proud to present how Ajanta Pharma Limited (APL) has demonstrated the spirit of our theme: ‘Growing Sustainably. Scaling Responsibly.’ Our journey this year has been defined by strategic growth that balances ambition with accountability. Every step forward has been guided by our belief that long-term success is best built on sustainable foundations and responsible leadership.

In this dynamic ESG landscape, our commitment to innovation, continuous improvement, and transparent stakeholder engagement has remained resolute. I am pleased to share the significant progress we have made in advancing our Environmental, Social, and Governance (ESG) initiatives and strengthening our alignment with sustainable development.

This year, we have made considerable strides in minimising our environmental footprint. A key highlight is the installation of an additional 2.2 MW of solar power capacity, taking our total capacity to 12.6 MW, significantly boosting our renewable energy portfolio. This initiative enables us to reduce our carbon emissions by approximately 14,000 tonnes of CO2 annually, demonstrating our resolve to combat climate change.

Our efforts in resource conservation have remained strong, with focused initiatives across waste management, energy optimisation, and water conservation. We have also adopted clean fuels for boiler operations, introducing agro-waste-based briquettes at plants, thereby promoting the use of bio-fuels and reducing scope 1 emission.

Substantial progress has been made in water management as well. Our Effluent Treatment Plants (ETPs) have been upgraded with cutting-edge technologies, including Ultra-Filtration (UF), Reverse Osmosis (RO), and mist evaporators. These upgrades facilitate water reuse in cooling towers, supporting our goal of a circular water economy. In addition, the implementation of condensate recovery systems has notably reduced boiler fuel consumption.

Employee health and safety remain a top priority. Our robust Occupational Health and Safety Management System has enabled us to achieve a commendable milestone of zero lost-time incidents during the reporting period. Four of our major sites have obtained ISO 14001 and ISO 45001 certifications, with additional sites poised to receive certifications soon.

Our firm commitment to ethical business practices is supported by a comprehensive Code of Conduct for Directors and employees, complemented by sound corporate governance standards. We actively collaborate with our supply chain partners through in-depth Value Chain Assessments and targeted sustainability interactions, fostering ESG-aligned practices across our extended ecosystem.

Our stakeholder engagement efforts continue to evolve, emphasising transparency, accountability, and meaningful dialogue. By proactively addressing concerns, we further strengthen our shared sustainability journey. Our Corporate Social Responsibility (CSR) initiatives, focusing on healthcare, education, rural development, and the promotion of sporting excellence, exemplify our broader vision for inclusive and sustainable growth.

Looking forward, we remain committed to expanding our sustainability goals, innovating across environmental dimensions, and driving impactful social initiatives. We thank you for your continued trust, support, and collaboration as we work together to build a resilient, sustainable future.

Warm regards,

Yogesh Agrawal  
Managing Director

Rajesh Agrawal  
Joint Managing Director

Business Responsibility and Sustainability Report

SECTION A: GENERAL DISCLOSURES

I. Details of the listed Entity

1.	Corporate Identity Number (CIN)	L24230MH1979PLC022059		
2.	Name of the Listed Entity	Ajanta Pharma Limited		
3.	Year of Incorporation	1979-12-31		
4.	Registered office address	Ajanta House 98, Govt Industrial Area, Charkop, Kandivli (West), Mumbai-400067, Maharashtra, India.		
5.	Corporate Address	Ajanta House 98, Govt Industrial Area, Charkop, Kandivli (West), Mumbai-400067, Maharashtra, India		
6.	E-mail address	<a href="mailto:investorgrievance@ajantapharma.com">investorgrievance@ajantapharma.com</a>		
7.	Telephone No.	022 60609000		
8.	Website	<a href="http://www.ajantapharma.com">www.ajantapharma.com</a>		
9.	Financial year for which reporting is being done		Start Date	End Date
		Current Financial Year	01-04-2024	31-03-2025
10.	Name of the Stock Exchange(s) where shares are listed	Name of The Stock Exchange		
		BSE Ltd.		
		National Stock Exchange of India Limited		
11.	Paid-up Capital (in INR)	₹ 24.98 Cr.		
12.	Name and contact details of the person who may be contacted in case of any queries on the BRSR report	Name of the contact person	Mr. Gaurang Shah, Sr. VP- Legal & Company Secretary	
		Contact number of the contact person	022 60609623	
		Email of the contact person	<a href="mailto:investorgrievance@ajantapharma.com">investorgrievance@ajantapharma.com</a>	
13.	Reporting boundary - Are the disclosures under this report made on a standalone basis (i.e. only for the entity) or on a consolidated basis (i.e. for the entity and all the entities which form a part of its consolidated financial statements, taken together).	Consolidated basis		
14.	Name of assurance provider	M/s. Vinay and Keshava LLP		
15.	Type of assurance obtained	Reasonable Assurance of BRSR Core Indicators		

Note:  
All the quantitative disclosures are on consolidated basis, unless otherwise specified.

II. Products/Services

16. Details of business activities (accounting for 90% of the turnover)			
Sl. No	Description of main activity	Description of business activity	% of Turnover of the entity
1	Manufacture and sale of pharmaceutical products	Pharmaceutical formulations	100%

17. Products/Services sold by the entity (accounting for 90% of the entity's Turnover)

Sl. No	Product/Service	NIC Code	% of total Turnover contributed
1	Pharmaceutical products	21002	100%

III. Operations

18. Number of locations where plants and/or operations/offices of the entity are situated

Location	Number of plants	Number of offices	Total
National	7	9	16
International	0	7*	7*

Note:  
\*Apart from these we have presence in 23 countries through our promotional agents, distributors and supervisors but we don't have physical offices there.

19. Markets served by the entity

a. Number of locations

Location	Number of plants
National (No. of States)	28 states and 8 UTs
International (No. of Countries)	30

b. What is the contribution of exports as a percentage of the total turnover of the entity?

68% of the total turnover is contributed by exports.

c. A brief on types of customers

Our ultimate customers are the patients who consume our medicines. We deliver value to them through a robust network of CFAs and stockists, who serve as our primary customers, ensuring our products reach the patients.

IV. Employees

20. Details as at the end of Financial Year

a. Employees and workers (including differently abled):

Sl. No	Particulars	Total (A)	Male		Female	
			No. (B)	% (B/A)	No. (C)	% (C/A)
Employees						
1.	Permanent (D)	9521	8936	94%	585	6%
2.	Other than Permanent (E)	115	114	99%	1	1%
3.	Total employees (D+E)	9636	9050	94%	586	6%
Workers						
4.	Permanent (F)	107	107	100%	Nil	NA
5.	Other than Permanent (G)	2494	2290	92%	204	8%
6.	Total workers (F+G)	2601	2397	92%	204	8%

# Business Responsibility and Sustainability Report

b. Differently abled Employees

Sl. No	Particulars	Total (A)	Male		Female	
			No. (B)	% (B/A)	No. (C)	% (C/A)
Employees						
1.	Permanent (D)	10	10	100%	Nil	NA
2.	Other than Permanent (E)	Nil	Nil	Nil	Nil	NA
3.	Total employees (D+E)	10	10	100%	Nil	NA
Workers						
4.	Permanent (F)	1	1	100%	Nil	NA
5.	Other than Permanent (G)	11	11	100%	Nil	NA
6.	Total workers (F+G)	12	12	100%	Nil	NA

Note:  
The employee data presented in BRSR is on a standalone basis.

21. Participation/Inclusion/Representation of women

	Total (A)	No. of Female (B)	% (B/A) of Females
Board of Directors	8	2	25%
Key Management Personnel (other than Board)	2	Nil	NA

22. Turnover rate for permanent employees and workers

	FY 2024-2025		PY 2023-2024		PPY 2022-2023	
	Permanent Employees	Permanent Workers	Permanent Employees	Permanent Workers	Permanent Employees	Permanent Workers
Male	18%	4%	23%	1%	27%	2%
Female	19%	Nil	18%	Nil	21%	Nil
Other Gender	Nil	Nil	Nil	Nil	Nil	Nil
Total	18%	4%	23%	1%	27%	2%

Note:  
The data represented here is on a standalone basis.

V. Holding, Subsidiary & Assoc. Companies (including joint ventures)

23. Names of holding / subsidiary / associate companies / joint ventures

Name of the holding / subsidiary / associate companies / joint ventures (A)	Indicate whether holding/ Subsidiary/ Associate/ Joint Venture	% of shares held by listed entity	Entity indicated at col A, participate in the Business Responsibility initiatives of the listed entity?
Ajanta Pharma USA Inc	Subsidiary	100%	Yes
Ajanta Pharma Philippines Inc	Subsidiary	100%	Yes
Ajanta Pharma Mauritius Limited	Subsidiary	100%	Yes
Ajanta Pharma Nigeria Limited	Subsidiary	100%	Yes

VI. CSR Details

24.

i. Whether CSR is applicable as per section 135 of Companies Act, 2013

Yes

ii. Turnover (In INR)

₹ 4,648.10 Cr.

iii. Net worth (In INR)

₹ 3790.29 Cr.

VII. Transparency and Disclosures Compliances

25. Complaints on any of the principles (Principles 1 to 9) under the National Guidelines on Responsible Business Conduct.

Stakeholder group from whom the complaint is received	Grievance Redressal Mechanism in place	Web-link for grievance redress policy	FY 2024-2025			PY 2023-2024		
			No. of complaints filed during current year	No. of complaints pending resolution at close in current year	Remark	No. of complaints filed during current year	No. of complaints pending resolution at close in current year	Remark
Communities	Yes	Communities can raise their grievance through the concerned Plant head or CSR head.	Nil	Nil	-	Nil	Nil	-
Shareholders & Investors	Yes	(i) <a href="mailto:investorgrievance@ajantapharma.com">investorgrievance@ajantapharma.com</a> (ii) <a href="mailto:rnt.helpdesk@in.mpms.mufg.com">rnt.helpdesk@in.mpms.mufg.com</a>	5	Nil	-	3	1	Pending complaints have been resolved
Employees & workers	Yes	(i) <a href="mailto:grievanceredressal.ho@ajantapharma.com">grievanceredressal.ho@ajantapharma.com</a> (ii) <a href="mailto:grievanceredressal.arc@ajantapharma.com">grievanceredressal.arc@ajantapharma.com</a>	Nil	Nil	-	Nil	Nil	-
Customers	Yes	(i) <a href="mailto:product.complaint@ajantapharma.com">product.complaint@ajantapharma.com</a> (ii) <a href="http://www.ajantapharma.com/ajanta/Contact">www.ajantapharma.com/ajanta/Contact</a>	183	17	-	188	12	Pending complaints of the last year have been resolved
Value Chain Partners	Yes	Can raise their grievance to the concerned functional heads or location head.	Nil	Nil	-	Nil	Nil	-

# Business Responsibility and Sustainability Report

## 26. Overview of the entity's material responsible business conduct issues

Please indicate material responsible business conduct and sustainability issues pertaining to environmental and social matters that present a risk or an opportunity to your business, rationale for identifying the same, approach to adapt or mitigate the risk along-with its financial implications.

Sl. No	Material issue identified	Indicate whether risk or opportunity	Rationale for identifying risk/ opportunity	In case of risk, approach to adapt or mitigate	Financial implications of the risk or opportunity
1	Product Quality and Safety	Risk & Opportunity	<p>Any deficiency in product quality and safety can have severe consequences, including a significant negative impact on patient well-being and business operations.</p> <p>This may result in decreased sales, reputational damage, and regulatory actions, all of which can lead to reduced revenue and heightened scrutiny from regulators.</p>	<ul style="list-style-type: none"><li>The Company has established stringent Pharmacovigilance processes and adheres to global quality standards to ensure the highest quality products.</li><li>It has got ISO 9001:2015 certification which conforms that the products meet the required quality specifications.</li><li>Active monitoring of product safety throughout its lifecycle is implemented, alongside rigorous quality control and assurance measures, ensuring cGMP compliance and full adherence to regulatory requirements.</li><li>We leverage technological advancements, cGMP training, automation, and digitalisation to enhance operational efficiency and elevate product quality.</li><li>Quality reviews are conducted at third-party locations to ensure the safety and quality of products manufactured at these sites.</li><li>Risk assessment procedures like Hazard Identification and Risk Assessment ("HIRA") are in place, all changes get assessed for probable risk.</li></ul>	<p><b>Positive</b></p> <p>Products meeting the quality and safety standards will lead to higher consumer confidence and enhanced revenue.</p> <p><b>Negative</b></p> <p>Quality and safety issues may lead to penalties and other actions from regulators and also may have an adverse impact on the Company's brand image and consumer confidence</p>
2	Occupational Health and Safety	Risk & Opportunity	<p>Employees are the company's most valuable assets, and ensuring their health and safety is our top priority.</p> <p>Poor Occupational Health and Safety (OHS) practices can lead to a range of negative outcomes, such as increased absenteeism, reduced productivity, and higher healthcare costs. Ineffective OHS measures often result in frequent safety incidents and lower employee morale.</p>	<ul style="list-style-type: none"><li>A robust Occupational Health and Safety management system (ISO 45001:2018) is implemented at four major sites, with additional locations undergoing the certification process.</li><li>Each site conducts Occupational Safety and Health (OSH) Hazard Identification and Risk Assessments through various techniques, including Hazard Identification (HAZID), Hazard and Operability studies (HAZOP), and HIRA for routine and non-routine activities.</li><li>Work zone sampling, provision of required PPEs, SOP and instruction for safe operation, induction trainings are done regularly and effectively.</li><li>Annual health check-up of employees, and health awareness trainings are given on regular basis.</li></ul>	<p><b>Positive</b></p> <p>Robust OHS standards minimise or prevent the occurrence of untoward incidents and bring higher productivity. It also contributes to elevate brand image of the Company amongst regulators and investors.</p> <p><b>Negative</b></p> <p>Poor OHS will result in frequent untoward incidents and lower employee morale and productivity</p>

Sl. No	Material issue identified	Indicate whether risk or opportunity	Rationale for identifying risk/ opportunity	In case of risk, approach to adapt or mitigate	Financial implications of the risk or opportunity
3	Product development, innovation & pricing	Opportunity	<p>Our innovative, first-to-market products, developed through extensive R&amp;D, are key to maintaining our market relevance and driving consistent growth.</p> <p>Additionally, the development of complex and novel drug delivery systems allows us to stay ahead of the competition while enhancing product accessibility for our customers.</p>	<ul style="list-style-type: none"><li>By focusing on operational excellence and cost-effectiveness, we proactively manage risks associated with the affordability and accessibility of life-saving medications.</li><li>This not only mitigates financial challenges but also presents significant opportunities to develop and deliver high-quality, affordable healthcare solutions.</li></ul>	<p><b>Positive</b></p> <p>Extensive product range and innovative products at affordable prices augment growth, revenue and profits</p>
4	Corporate Governance	Risk & Opportunity	<p>Compliance with laws and regulations is fundamental to maintaining a strong corporate governance framework, ensuring smooth operations, and creating long-term value for stakeholders.</p> <p>Ethical breaches or non-compliance can erode stakeholder trust, damage employee morale, lead to regulatory actions, and negatively affect financial performance.</p>	<ul style="list-style-type: none"><li>We maintain a strict zero-tolerance policy for any ethical lapses or breaches of business integrity, thereby reducing the risk of reputational damage and regulatory penalties.</li><li>Code of Conduct for Directors and Senior Management sets clear expectations for ethical behaviour and avoiding conflicts of interest.</li><li>Regular internal communications and awareness programs on ethics standards and compliance systems reinforce our commitment to uphold the integrity of our operations.</li><li>Business Integrity Committee oversees strict adherence to the CG and ethical practices.</li></ul>	<p><b>Positive</b></p> <p>Compliance with regulatory requirements gives competitive advantage in augmenting sales on a sustainable basis. It also lifts brand image for focusing on larger markets.</p> <p><b>Negative</b></p> <p>Non-compliance with regulatory requirements may affect the Company's brand image, loss of business and hamper growth in the long-term.</p>
5	Talent Acquisition and Management	Opportunity	<p>Building a sustainable workforce requires attracting, developing, and retaining top talent, which fosters a highly skilled and motivated team. This is crucial for driving innovation and enhancing productivity, ensuring long-term success and growth.</p>	<ul style="list-style-type: none"><li>Employees wellbeing, engagement and development activities &amp; programs are conducted for employee motivation and retention.</li><li>Training and professional development programs ensure employees are equipped with the latest skills, domain expertise, and technology.</li><li>Skilled workforce not only drives long-term business growth but also creates substantial value for all stakeholders.</li><li>The Company has been adjudged "Great Place to work" for third year in a row which signifies various employee friendly measures taken by the Company.</li></ul>	<p><b>Positive</b></p> <p>Right talent mix, highly motivated workforce and high retention rate provides the much needed consistency in the performance of the Company.</p> <p><b>Negative</b></p> <p>Inability to meet employee expectations and matching their remuneration to that of competitors, may result in adverse impact on workforce productivity and the Company's growth plan.</p>



# Business Responsibility and Sustainability Report

Sl. No	Material issue identified	Indicate whether risk or opportunity	Rationale for identifying risk/opportunity	In case of risk, approach to adapt or mitigate	Financial implications of the risk or opportunity
6	Data Integrity and Cybersecurity	Risk & Opportunity	<p>Data integrity is crucial for conducting safe and effective clinical trials, developing reliable medications, and ensuring patient safety.</p> <p>Any breach in data integrity can undermine trust in products and compromise patient well-being.</p> <p>Additionally, cybersecurity breaches can disrupt critical processes, resulting in delays, loss of productivity, financial losses and increased costs.</p>	<ul style="list-style-type: none"><li>We have implemented robust policies and guidelines governing data handling practices across the organisation, thereby mitigating the risk of data integrity and cybersecurity breaches.</li><li>Our strong IT management system provides advanced monitoring tools, antivirus software, and firewalls to prevent data integrity issues and safeguard against cybersecurity risks.</li><li>Regular training and awareness sessions are conducted to keep employees up to date on the latest trends in data integrity and cybersecurity and ensuring they are equipped to mitigate potential risks.</li><li>Disaster Recovery Plan ensures the security, availability, and integrity of data in case of disruptions or natural disasters.</li></ul>	<p><b>Positive</b></p> <p>Innovative technology, digitalisation initiatives and requisite training to the team will ensure compliance with data security, privacy and prevent any loss of data or cyber-attacks.</p> <p><b>Negative</b></p> <p>Weak data integrity and cyber security mechanisms may lead to data breaches and cyber-attacks.</p>
7	Energy Management	Opportunity	<p>Ajanta is committed to prioritising operational efficiency through continuous energy transition and efficiency improvements, with a focus on achieving long-term cost savings and increased use of green energy.</p>	<ul style="list-style-type: none"><li>The 12.6 MW captive solar power plant investment underscores our dedication to renewable energy, fostering sustainability and minimising our environmental impact. This transition is expected to reduce CO<sub>2</sub> emissions by approximately 14,000 MT per annum, delivering tangible environmental benefits.</li></ul>	<p><b>Positive</b></p> <p>We are actively pursuing additional solar power generation initiatives, with significant impact expected in the coming years, thereby positioning Ajanta for long-term environmental stewardship and generate savings.</p>
8	Water and Wastewater	Risk & Opportunity	<p>Climate change and escalating water scarcity represent significant risks to our operations.</p> <p>Additionally, the discharge of untreated or poorly treated wastewater can contaminate nearby water sources, harming aquatic ecosystems, threatening biodiversity, and endangering human health in communities that depend on these water sources.</p>	<p>Ajanta is committed to becoming water positive by 2026, focusing on minimising wastewater generation, implementing advanced treatment systems for wastewater recovery and reuse, and deploying Rainwater Harvesting systems.</p> <ul style="list-style-type: none"><li>Zero Liquid Discharge (ZLD) systems are already in place at our Guwahati, Dahej and Waluj facilities, significantly reducing the environmental impact associated with wastewater discharge.</li><li>At other locations, we ensure that treated water gets recycled for utilities and for maintaining greenbelt.</li></ul>	<p><b>Positive</b></p> <p>Company's planned initiatives to become water positive will give fillip to its environment conservation mission.</p> <p><b>Negative</b></p> <p>Discharge of untreated water may lead to regulatory non-compliance and consequential actions .</p>

Sl. No	Material issue identified	Indicate whether risk or opportunity	Rationale for identifying risk/opportunity	In case of risk, approach to adapt or mitigate	Financial implications of the risk or opportunity
9	Waste Management	Risk & Opportunity	<p>Improper management of hazardous waste poses significant environmental and health risks.</p> <p>Non-compliance with waste management regulations can result in substantial fines, operational disruptions, and reputational damage.</p>	<ul style="list-style-type: none"><li>Ajanta is committed to achieving a 10% annual reduction in waste generation, actively addressing environmental risks associated with waste management.</li><li>We have implemented solvent waste recycling project, to collect and recycle waste generated from quality control (QC) activities.</li><li>Established Zero Landfill practices for hazardous waste at our major facilities.</li><li>Through Extended Producer Responsibility (EPR) program, we collect and recycle both pre-consumer and post-consumer plastic waste, reducing plastic waste in landfills and supporting a circular economy.</li></ul>	<p><b>Positive</b></p> <p>Companies concerted efforts of minimising and managing the waste will ensure meeting statutory requirements and conserve environment.</p> <p><b>Negative</b></p> <p>Ineffective waste management leads to increased costs due to inefficiencies and higher disposal expenses.</p>
10	Human Rights	Risk & Opportunity	<p>Violations of human rights within our operations or supply chain can result in non-compliance with laws, leading to regulatory actions, community unrest, and reputational damage.</p>	<ul style="list-style-type: none"><li>Ajanta is committed to upholding human rights in all aspects of our operations, ensuring ethical practices.</li><li>We conduct thorough due diligence to ensure there are no human rights violations within our operations.</li><li>We foster an inclusive workplace culture that promotes diversity and prohibits all forms of discrimination and harassment, with a dedicated grievance channel to address concerns, minimising internal conflicts and improving employee morale.</li><li>We work with Third Party (TP)/Value Chain Partners who align with Ajanta's values and ethical principles, ensuring respect for human rights across our entire value chain.</li><li>Regular human rights training is conducted for both employees and value chain partners to ensure continuous awareness and compliance.</li></ul>	<p><b>Positive</b></p> <p>Companies stringent policies and practices for protecting human rights will ensure continuity of business operations.</p> <p><b>Negative</b></p> <p>Not adhering to human rights can disrupt supply chains, hinder our ability to attract and retain talent, and negatively impact overall business operations.</p>



# Business Responsibility and Sustainability Report

## SECTION B: MANAGEMENT & PROCESS DISCLOSURES

### I. Policy and management processes

#	Disclosure Questions	P1	P2	P3	P4	P5	P6	P7	P8	P9
1	a. Whether your entity's policy/policies cover each principle and its core elements of the NGRBCs					Yes				
	b. Has the policy been approved by the Board?									
	c. Weblink of the policy, if available	<a href="https://ajantapharma.com//images/BusinessResponsibilityPolicies.pdf">https://ajantapharma.com//images/BusinessResponsibilityPolicies.pdf</a>								
2	Whether the entity has translated the policy into procedures	Yes	Yes	Yes	Yes	Yes	Yes	Yes	Yes	Yes
3	Do the enlisted policies extend to your value chain partners?	Yes	Yes	Yes	Yes	Yes	Yes	Yes	Yes	Yes
4	Name of the national and international codes/ certifications/ labels / standards (e.g. Forest Stewardship Council, Fairtrade, Rainforest Alliance, Trustee) standards (e.g. SA 8000, OHSAS, ISO, BIS) adopted by your entity and mapped to each principle		cGMP standards, CDSCO: India, USFDA, ISO 9001:2015, WHO	ISO 45001:2018, Great place to work		Great place to work	ISO 14001:2015*			CDSCO : India, ISO 9001:2015

#### Note:

We've successfully implemented Occupational Health and Safety (ISO 45001:2018) and Environmental Management (ISO 14001:2015) systems at four of our major sites & awaiting certifications at other sites.

### 5. Specific commitments, goals and targets set by the entity with defined timelines, if any.

Principle 1	» Conduct 2 awareness programmes on BRSR Principles for value chain partners.
Principle 2	» Continue for additional 4 formulation products, revision of processes from Non-Aqueous Coating to Aqueous Coating thereby removing use of solvent like IPA & Dichloromethane » Undertake Life Cycle Assessment of 4 key products
Principle 3	» Conduct 5 wellness program including mental health sessions » Conduct 7 Town Hall Meetings to understand and address concerns of employees » Minimum 12 no of programs for Employee skill development » Increase gender diversity by at least 1% » Conduct minimum 12 of Employee Engagement activities
Principle 4	» Elevate investor service standards through reduction in timelines by 2 days for service requests » Conduct shareholder satisfaction survey » Send 2 mailers to Create awareness amongst investors for claiming unclaimed dividend & shares
Principle 5	» Ensure all the grievances of stakeholders are resolved within 7 days » Ensure zero child labour and forced labour across the organisation and by VCPs » Conduct 2 training programs on human rights and POSH
Principle 6	» Achieve use of renewable power upto 50 % by FY 2027 and 100% by FY 2032 with base line year of FY 21-22. » Reduce Scope 1 and Scope 2 emissions by 20 % by March 2026 with base line year of FY 22-23. » Achieve 25 % of company's water consumption through water conservation project in rural areas by FY 26 with base line year of FY 23-24. » Reduce waste per unit of production by 10% by FY 2026 with base line year of FY 24-25. » Digitalisation to reduce paper waste by 80% by FY 2026. » Targeting to achieve 20,000 tree plantations by FY 2026

Principle 7	» Continue to ensure that all public advocacy issues in the broader public interest are undertaken through industry forums and associations only
Principle 8	» Continue CSR activities in the areas of education, healthcare, rural development & promotion of sports for the benefit and upliftment of marginalised and economically weaker sections, as well as local communities.
Principle 9	» Ensure 100% compliance with regulatory frameworks » Ensure 100% resolution of customer complaints. » Conduct consumer awareness programme.

### 6. Performance of the entity against the specific commitments, goals and targets along-with reasons in case the same are not met.

Principle 1	» Created awareness amongst stakeholders through different initiatives. » Conducted 2 online training sessions for value chain partners.
Principle 2	» Invested about 15% of our R&D spend to minimise environmental impact and sustainable product development. » Achieved this by optimising batch cycles, reducing solvent use through improved energy efficiency, and minimising the packaging of some products. » Completed life cycle assessments of two major products.
Principle 3	» Provided Life Insurance Coverage to all the employees » Provided parents Mediclaim coverage facility to all the employees » Took following initiatives for wellbeing of employees <ul style="list-style-type: none"><li>• Health Talk on World Hypertension Day</li><li>• Session on Sound Yoga on International Yoga Day</li><li>• Session on Mental Health Awareness</li><li>• Doctor at Work</li><li>• Health check-up camp</li><li>• Nutrition Talk</li><li>• AI-based Advanced Thermal Mammography for female employees</li></ul> » Following Training Programs conducted: <ul style="list-style-type: none"><li>• Training to Internal Committee Members under POSH – On how to investigate complaints</li><li>• Awareness session on POSH for all employees</li><li>• Awareness session on Financial Planning and Investment</li><li>• Kaushal- Training for stepping up to senior leadership</li><li>• Training session on prompt engineering</li><li>• Training session on PowerPoint, excel &amp; use of AI</li><li>• Training session on Human Rights</li></ul>
Principle 4	» Requisite mechanism in place to enable shareholders, employees, vendors, communities and other stakeholders to address their concerns. » Conducted 2 training & orientation programmes for vendors and contract manufacturers on ESG and sustainability. » Enhanced investor service standards by significantly reducing unclaimed dividends and improving shareholder KYC compliance, thereby expanding shareholder outreach.
Principle 5	» No complaints of human rights violations (child, forced and involuntary labour, discriminatory employment, or sexual harassment). » Conducted webinars and awareness programmes for employees on POSH. » Conducted POSH ICC Committee Training » Internal Complaint Committee is in place at all locations to address the complaints of sexual harassment. » Business Integrity Committee in place to address grievances or violations of human rights. » Grievance Redressal Mechanism in place for employees at all locations. » Conducted Open House Meetings of employees at all locations to promote transparency and open communication.

# Business Responsibility and Sustainability Report

Principle 6	<div>» Achieved 30% use of green energy till Mar’ 25.</div> <div>» Achieved 4% energy reduction by implementing EC fan installation for AHU, CRS for boiler and EMS system at Dahej &amp; Guwahati sites.</div> <div>» Added 2.20 MWp capacity captive solar plant thereby reducing 12% Scope 2 emission during year. More projects with estimated capacity of 20 MWp are under pipeline.</div> <div>» Reduced total Scope 1 and Scope 2 emission by 27%.</div> <div>» Reduced fresh water withdrawal/unit of production by 14%.</div> <div>» Achieved 8% waste reduction/unit of production.</div> <div>» With continuous digitalisation, reduced paper waste by 50 %.</div>
Principle 7	<div>» All such issues were taken up through industry forums and associations only.</div>
Principle 8	<div>» Details of CSR initiatives and beneficiaries are provided in the Principle 8 section of this report.</div>
Principle 9	<div>» Stringent quality control and assurance checks are in place to ensure no product recalls.</div> <div>» All the consumer complaints are attended on top priority and corrective actions are taken promptly.</div> <div>» Corrective and Preventive Action implementation for avoiding recurrence of complaints.</div>

## II. Governance, leadership and oversight

### 7. Statement by director responsible for the business responsibility report, highlighting ESG related challenges, targets and achievements.

Director’s message is given at the beginning of this report.

### 8. Details of the highest authority responsible for implementation and oversight of the Business Responsibility policy (ies).

The highest authority responsible for the implementation and oversight of the Business Responsibility policy (ies) is the Sustainability Council which works in conjunction with the CSR & Sustainability Committee. Together, these committees provide strategic direction, ensure adherence to ESG principles, and monitor the progress of sustainability initiatives across the organisation.

### 9. Does the entity have a specified Committee of the Board/ Director responsible for decision making on Sustainability related issues?

Yes.

If yes, provide details

The Sustainability Council comprising all the important functional heads for decision making on day-to-day sustainability related issues, is in place. The Council meets once a month to review the progress in implementing ESG initiatives and to take new initiatives. The CSR and Sustainability Committee oversees and reviews the ESG & sustainability initiatives and progress on quarterly basis. The Board reviews the ESG and sustainability performance annually.

### 10. Details of Review of NGRBCs by the Company.

#	Subject for Review	Indicate whether review was undertaken by Director/Committee of the Board/Any other Committee							
		P1	P2	P3	P4	P5	P6	P7	P8
a	Performance against above policies and follow up action	Sustainability Council and CSR & Sustainability Committees							
b	Description of other committee for performance against above policies and follow up action	Performance against above policies is monitored and reviewed by the Sustainability Council and CSR & Sustainability Committee and necessary actions are taken							
c	Compliance with statutory requirements of relevance to the principles and rectification of any non-compliances	Sustainability Council and CSR & Sustainability Committee							
d	Description of other committee for compliance with statutory requirements of relevance to the principles and rectification	Respective functional heads, in consultation with the Sustainability Council							

#	Subject for Review	Frequency (Annually / Half yearly /Quarterly/ Any other-please specify)								
		P1	P2	P3	P4	P5	P6	P7	P8	P9
e	Performance against above policies and follow up action					Annually				
f	Compliance with statutory requirements of relevance to the principles and rectification of any non-compliances					Annually				
11. Has the entity carried out independent assessment/ evaluation of the working of its policies by an external agency?		No	Yes	Yes	No	Yes	Yes	No	No	Yes
If yes, provide name of the agency			TUV India company conducted the ISO 9001:2015 certification audit	TUV company conducted the ISO 45001:2018 certification audit., Great place to work		Great place to work	TUV company conducted the ISO 14001:2015 certification audit			TUV India company conducted the ISO 9001:2015 certification audit

### 12. If answer to question (1) above is “No” i.e., not all Principles are covered by a policy, reasons to be stated:

NA

## SECTION C: PRINCIPLE WISE PERFORMANCE DISCLOSURE

### PRINCIPLE 1: Businesses should conduct and govern themselves with integrity, and in a manner that is Ethical, Transparent and Accountable.

#### Essential Indicators

#### 1. Percentage coverage by training and awareness programmes on any of the Principles during the financial year:

Segment	Total number of training and awareness programmes held	Topics/Principles covered under the training and its impact	%age of persons in respective category covered by awareness programmes
Board of Directors	8	P1 to P9 of BRSR	100%
Key Managerial Personnel (other than Board)	2	P1 to P9 of BRSR	100%
Employees other than BoD and KMPs	8932	P1 to P9 of BRSR	100%
Workers	107	P1, P2, P3, P5 & P6	100%

#### 2. Details of fines / penalties /punishment/ award/ compounding fees/ settlement amount paid in proceedings(by the entity or by directors / KMPs)with regulators/ law enforcement agencies/ judicial institutions, in the financial year

##### i. Monetary: Penalty/ Fine

NGRBC Principle	Name of the Regulatory/ enforcement agencies/ judicial institutions	Amount (In INR)	Brief of the Case	Has an appeal been preferred?
Nil	N/A	Nil	N/A	No

# Business Responsibility and Sustainability Report

ii. Monetary: Settlement

NGRBC Principle	Name of the Regulatory/ enforcement agencies/ judicial institutions	Amount (In INR)	Brief of the Case	Has an appeal been preferred?
Nil	N/A	Nil	N/A	No

iii. Monetary: Compounding fee

NGRBC Principle	Name of the Regulatory/ enforcement agencies/ judicial institutions	Amount (In INR)	Brief of the Case	Has an appeal been preferred?
Nil	N/A	Nil	N/A	No

iv. Non-Monetary: Imprisonment

NGRBC Principle	Name of the Regulatory/ enforcement agencies/ judicial institutions	Brief of the Case	Has an appeal been preferred?
Nil	N/A	N/A	No

v. Non-Monetary: Punishment

NGRBC Principle	Name of the Regulatory/ enforcement agencies/ judicial institutions	Brief of the Case	Has an appeal been preferred?
Nil	N/A	N/A	No

3. Of the instances disclosed in Question 2 above, details of the Appeal/ Revision preferred in cases where monetary or non-monetary action has been appealed.

Case Details	Name of the regulatory/enforcement agencies/ judicial institutions
Nil	NA

4. Does the entity have an anti-corruption policy or anti-bribery policy?

Yes.

If yes, provide details in brief

The Company maintains a comprehensive anti-corruption and anti-bribery policy through several key documents:

- » **Code of Conduct for Directors and Senior Management:** This document outlines our commitment to ethical conduct and practices, specifically prohibiting bribery and corruption in business dealings with third parties.
- » **Ethics Policy:** This policy ensures that the business does not engage in illegal or abusive practices, including bribery and corruption. It also addresses conflicts of interest involving employees, the supply chain, and business partners.
- » **Third-Party Code of Conduct:** This Code mandates that value chain partners adhere to the principles of ethical behaviour outlined in the Code of Conduct and Ethics Policy. The Company encourages its third-party partners to comply with applicable anti-corruption laws, industry standards, and regulatory requirements.
- » **Human Resource Policy:** This policy treats the demanding or accepting of bribes as a serious misconduct and is clearly outlined in the Company's HR Policy. The policy also prohibits employees from accepting gifts or favours from suppliers or third parties.

Web links:

- » <https://www.ajantapharma.com/images/CodeofConductforDirectorsandSeniorManagement.pdf>
- » <https://www.ajantapharma.com/images/BusinessResponsibilityPolicies.pdf>
- » <https://www.ajantapharma.com/images/Third-Party-Code-of-Conduct.pdf>

5. Number of Directors/KMPs/employees/workers against whom disciplinary action was taken by any law enforcement agency for the charges of bribery/ corruption

	FY 2024-2025	PY 2023-2024
Directors	Nil	Nil
KMPs		
Employees		
Workers		

6. Details of complaints with regard to conflict of interest:

	FY 2024-2025		PY 2023-2024	
	Number	Remark	Number	Remark
Number of complaints received in relation to issues of Conflict of Interest of the Directors	Nil	NA	Nil	NA
Number of complaints received in relation to issues of Conflict of Interest of the KMPs	Nil	NA	Nil	NA

7. Provide details of any corrective action taken or under way on issues related to fines / penalties/ action taken by regulators/ law enforcement agencies/ judicial institutions, on cases of corruption and conflicts of interest.

None.

8. Number of days of accounts payables

	FY 2024-2025	PY 2023-2024
Number of days of accounts payables	63 days	74 days

Note:

For this calculation:

- Accounts Payable includes trade payables (Note no. 31 from Audited Consolidated Financial Statement (CFS) for the year ended 31 March 2025)
- Cost of Goods/Services procured includes other expenses (Note no. 45 from CFS), Cost of materials consumed (Note no. 39 from CFS ), purchases of stock in trade and changes in inventories (as per Note 40 and 41 of CFS respectively) and gross capex additions (Note no. 8 from CFS).
- The methodology for calculating accounts payable has been revised in FY 2025 due to updated guidelines for calculating "Purchases" as per the Industry Standards. Therefore, figures for FY 2025 and FY 2024 are not directly comparable.

Link to the Industry Standards: <https://nsearchives.nseindia.com/web/sites/default/files/inline-files/Industry%20Standards%20Note%20on%20BRSR%20with%20Annexure.pdf>

9. Open-ness of business – Provide details of concentration of purchases and sales with trading houses, dealers, and related parties along-with loans and advances & investments, with related parties, in the following format

i. Concentration of Purchases

Metrics	FY 2024-2025	PY 2023-2024
a. Purchases from trading houses as % of total purchases	0%	0%
b. Number of trading houses where purchases are made from	0	0
c. Purchases from top 10 trading houses as % of total purchases from trading houses	0%	0%

Note:

There are no purchases from trading houses, in line with the definition of 'Trading House' in the industry standards issued by SEBI during the FY2024-25, based on the data available with the Company.

# Business Responsibility and Sustainability Report

ii. Concentration of Sales

Metrics	FY 2024-2025	PY 2023-2024
a. Sales to dealer / distributors as % of total sales	98.70%	94%
b. Number of dealers / distributors to whom sales are made	99	94
c. Sales to top 10 dealers / distributors as % of total sales to dealer / distributors	41%	42%

iii. Share of RPTs in

Metrics	FY 2024-2025	PY 2023-2024
a. Purchases (Purchases from related parties as % of Total Purchases)	0.26%	1%
b. Sales (Sales to related parties as % of Total Sales)	Nil	Nil
c. Loans & advances given to related parties as % of Total loans & advances	Nil	Nil
d. Investments in related parties as % of Total Investments made	Nil	Nil

Leadership Indicators

1. Awareness programmes conducted for value chain partners on any of the Principles during the financial year.

Total number of awareness programmes held	Topics / Principles covered under the training	Percentage of value chain partners covered (by value of business done with such partners) under the awareness programmes
Two	During the financial year, the Company conducted capacity-building sessions for its suppliers focused on the BRSR Core Disclosures. The sessions were aimed at enhancing their understanding of the core principles. This initiative was part of our ongoing efforts to ensure our suppliers are well-equipped with the knowledge and tools needed to align with our ethical standards and responsible business practices. The sessions also served as a valuable platform to discuss compliance requirements and foster greater transparency within our supply chain.	100%

2. Does the entity have processes in place to avoid / manage conflict of interests involving members of the Board?

Yes

Provide details of the entity have processes in place to avoid/ manage conflict of interests involving members of the Board.

Ajanta Pharma has in place well-defined internal policies and codes of conduct to manage potential or actual conflicts of interest at the Board level.

» Annual Declarations:

Directors and senior management submit annual disclosures of any potential conflicts of interest and confirm compliance with Code of Conduct and governance standards.

» Related Party Transactions Policy:

The Policy on Related Party Transactions governs transactions by the Company with board members or their entities, requiring prior approval by the Audit Committee and Board.

The policy is fully aligned with Section 184 of the Companies Act, 2013 and SEBI (LODR) Regulations, 2015, ensuring transparency and board-level accountability.

PRINCIPLE 2: Businesses should provide goods and services in a manner that is sustainable and safe

Essential Indicators

1. Percentage of R&D and capital expenditure (capex) investments in specific technologies to improve the environmental and social impacts of product and processes to total R&D and capex investments made by the entity, respectively.

	FY 2024-2025	PY 2023-2024	Details of improvements in environmental and social impacts
R&D	15%	19%	<ul style="list-style-type: none"><li>The R&amp;D team has made significant investments in enhancing the environmental sustainability of key product formulations. Notably, nearly 10 products have been transitioned from non-aqueous to aqueous coating processes. This shift has effectively eliminated the need for solvents in the coating stage, resulting in reduced chemical usage and a lower environmental footprint.</li></ul>
Capex	10%	23%	<p>The Company has undertaken a wide range of initiatives aimed at improving its environmental impact, with measurable progress across energy, water, waste, and material efficiency domains.</p> <ul style="list-style-type: none"><li><b>Renewable Energy Transition and Emissions Reduction</b> To mitigate Scope 2 emissions, a 2.2 MW solar power plant was commissioned, increasing the company's total renewable energy capacity to 12.6 MW. This strategic shift towards clean energy significantly reduces dependence on grid electricity. Simultaneously, conventional fossil fuel-based boilers were replaced with biomass-based systems, substantially lowering Scope 1 emissions and promoting the use of renewable biofuels.</li><li><b>Water Conservation and Circular Usage</b> Water efficiency has been enhanced through the deployment of condensate recovery systems at critical facilities and the reuse of treated wastewater in cooling tower operations. These initiatives reduce freshwater withdrawal and support circular water use practices across operations.</li><li><b>Sustainable Waste Management</b> The company has achieved zero hazardous waste discharge from three key manufacturing units by diverting waste for co-processing in the cement industry. This environmentally sound disposal method supports the principles of a circular economy while ensuring safe waste treatment.</li><li><b>Material Efficiency and Sustainable Packaging</b> Improvements in material efficiency include optimising packaging sizes to minimise plastic usage, replacing HDPE drums with eco-friendly fibre containers. These changes contribute to greener practices.</li><li><b>Enhanced Energy Efficiency</b> Significant gains in energy efficiency have been realised through the implementation of magnetic levitation chillers, electronically commutated (EC) fans, high-capacity dehumidifiers, and the construction of energy-efficient buildings. Collectively, these measures contribute to reduced energy consumption, lower operational costs, and a diminished environmental footprint.</li></ul>



Award for Excellence in R&D (Feb 2025) at the World HRD Congress.

Business Responsibility and Sustainability Report

2. Does the entity have procedures in place for sustainable sourcing?

- Yes, as under:-
- » **Supplier Evaluation and Engagement:** We assess and engage with suppliers based on sustainability criteria, ensuring that they adhere to ethical, environmental, and social standards that align with our business values.
  - » **Sustainable Procurement Practices:** Our sourcing strategies prioritise the use of sustainable materials, energy-efficient technologies, and environmentally responsible production processes to minimise the environmental impact throughout the supply chain.
  - » **Compliance with Standards:** We ensure that our suppliers comply with relevant environmental and sustainability regulations, and encourage them to adopt best practices that support our commitment to sustainability.
  - » **Continuous Improvement:** We regularly monitor and review the performance of our suppliers, aiming to continuously improve our sourcing practices to support long-term sustainability goals.

What percentage of inputs were sourced sustainably?

100 %



Awarded Pharma Supply Chain Award (Jan 2025) in the 'Best-In-Class Inventory Planning' category

3. Describe the processes in place to safely reclaim your products for reusing, recycling and disposing at the end of life

Ajanta remains firmly committed to responsible product stewardship across the entire life cycle of its medicines. We continuously seek opportunities to enhance our environmental practices, including assessing the feasibility of implementing take-back programs for unused medications and expanding our plastic packaging recycling efforts.

The Company fully adheres to the Plastic Waste Management Rules established by the Central Pollution Control Board. In alignment with these regulations, we have fulfilled our Extended Producer Responsibility (EPR) obligations under the Plastic Waste Management (PWM) Rules, 2016. Through collaboration with our implementation partners, Ajanta ensures 100% recycling of packaging foils, reinforcing our dedication to sustainable and accountable operations.

i. Plastic (including packaging)	For handling post-consumer plastic waste, we've partnered with authorised vendors who reclaim and collect plastics. All post-consumer plastic waste undergoes 100% co-processing in the cement industry.
ii. E-waste	E-waste is disposed to authorised third party recyclers as per e-waste management rules 2022.
iii. Hazardous waste	For expired or damaged medicine stock, we have a well-defined process for reclamation from stockists in accordance with our standard operating procedures. This reclaimed medicine is then disposed of safely using a certified incineration route that adheres to regulatory guidelines.
iv. Other waste	Not Applicable

4. Whether Extended Producer Responsibility (EPR) is applicable to the entity's activities (Yes / No).

Yes

Whether the waste collection plan is in line with the Extended Producer Responsibility (EPR) plan submitted to Pollution Control Boards?

Yes, We comply with Plastic Waste Management Rules, 2016 and the Extended Producer Responsibility (EPR) guidelines. Our waste collection plan aligns with our EPR plan submitted to the Pollution Control Board (PCB).

Leadership Indicators

1. Has the Company conducted Life Cycle Assessments (LCA) for its products /services?

Yes.

NIC Code	Name of Product / Service	% of total Turnover contributed	Boundary for which the Life cycle Perspective / Assessment was conducted	Whether conducted by independent external agency	Results communicated in public domain	Weblink
21002	Cilidinipine	1%	Cradle to gate	yes	no	NA
21002	Artefen-80/480mg	1%	Cradle to gate	yes	no	NA

2. If there are any significant social or environmental concerns and/or risks arising from production or disposal of your products / services, as identified in the Life Cycle Perspective / Assessments (LCA) or through any other means, briefly describe the same along-with action taken to mitigate the same

Name of the Product/Service- None

Description of the risk/concern- Nil

3. Percentage of recycled or reused input material to total material (by value) used in production (for manufacturing industry) or providing services (for service industry).

Recycled or re-used input material to total material		
Indicate input material	FY 2024-2025	PY 2023-2024
Nil	Nil	Nil

4. Of the products and packaging reclaimed at end of life of products, amount (in metric tonnes) reused, recycled, and safely disposed, as per the following format.

Particulars	FY 2024-2025			PY 2023-2024		
	Re-used	Recycled	Safely Disposed	Re-used	Recycled	Safely Disposed
Plastics (including packaging)	NIL	NIL	NIL	NIL	NIL	NIL
E Waste	NIL	NIL	NIL	NIL	NIL	NIL
Hazardous waste	NIL	NIL	NIL	NIL	NIL	NIL

5. Of the products and packaging reclaimed at end of life of products, amount (in metric tonnes) reused, recycled, and safely disposed, as per the following format.

Indicate product category	Reclaimed products and their packaging materials as % of total products sold in respective category
NIL	NIL

# Business Responsibility and Sustainability Report

**PRINCIPLE 3: Businesses should respect and promote the well-being of all employees, including those in their value chains**

Essential Indicators

1. Details of measures for the well-being of employees and workers.

a. % of employees covered

Category	Total (A)	Health insurance		Accident insurance		Maternity benefits		Paternity Benefits		Day Care facilities	
		Number (B)	% (B / A)	Number (C)	% (C / A)	Number (D)	% (D / A)	Number (E)	% (E / A)	Number (F)	% (F / A)
Permanent employees											
Male	8936	8936	100%	8936	100%	Nil	Nil	Nil	Nil	Nil	NA
Female	585	585	100%	585	100%	585	100%	Nil	Nil	585	100%
Total	9521	9521	100%	9521	100%	585	6%	Nil	Nil	585	100%
Other than permanent employees											
Male	114	114	100%	114	100%	Nil	Nil	Nil	Nil	114	100%
Female	1	1	100%	1	100%	1	100%	Nil	Nil	1	100%
Total	115	115	100%	115	100%	1	100%	Nil	Nil	115	100%

b. % of workers covered

Category	Total (A)	Health insurance		Accident insurance		Maternity benefits		Paternity Benefits		Day Care facilities	
		Number (B)	% (B / A)	Number (C)	% (C / A)	Number (D)	% (D / A)	Number (E)	% (E / A)	Number (F)	% (F / A)
Permanent workers											
Male	107	107	100%	107	100%	Nil	Nil	Nil	Nil	Nil	Nil
Female	Nil	NA	NA	NA	NA	NA	NA	Nil	NA	NA	NA
Total	107	107	100%	107	100%	NA	NA	Nil	Nil	Nil	Nil
Other than permanent workers											
Male	2290	2290	100%	2290	100%	Nil	Nil	Nil	Nil	Nil	NA
Female	204	204	100%	204	100%	204	100%	Nil	Nil	204	100%
Total	2494	2494	100%	2494	100%	204	100%	Nil	Nil	204	100%

c. Spending on measures towards well-being of employees and workers (including permanent and other than permanent) in the following format:

Metrics	FY 2024-2025	PY 2023-2024
Cost incurred on wellbeing measures as a % of total revenue of the company	0.15%	0.14%

**Note:**  
The employee and worker data is on a standalone basis.

2. Details of retirement benefits.

Benefits	FY 2024-2025			PY 2023-2024		
	No. of employees covered as a % of total employees	No. of workers covered as a % of total workers	Deducted and deposited with the authority	No. of employees covered as a % of total employees	No. of workers covered as a % of total workers	Deducted and deposited with the authority
PF	100%	100%	Yes	100%	100%	Yes
Gratuity	100%	100%	Yes	100%	100%	Yes
ESI	100%	100%	Yes	100%	100%	Yes

**Note:**  
The data represented is on a standalone basis.

3. Accessibility of workplaces. Are the premises / offices of the entity accessible to differently abled employees and workers, as per the requirements of the Rights of Persons with Disabilities Act, 2016? If not, whether any steps are being taken by the entity in this regard.

Yes, our premises and offices are designed to be accessible to differently-abled employees and workers. We have taken necessary measures to ensure that our facilities are inclusive and provide equal opportunities for all employees, regardless of their abilities.

4. Does the entity have an equal opportunity policy as per the Rights of Persons with Disabilities Act, 2016?

Ajanta’s Equal Opportunity Policy is firmly rooted in the principles of inclusivity and respect for all employees, in line with the Rights of Persons with Disabilities Act, 2016. The policy reflects our ongoing commitment to fostering a workplace that values diversity and supports every individual’s potential. Key highlights include:

- » Zero tolerance for discrimination, including against persons with disabilities, ensuring a safe and respectful environment for all.
- » Integration of human rights protections within our internal codes of conduct and governance frameworks.
- » Equal access to roles and career advancement opportunities, regardless of physical ability.
- » Inclusive HR practices aligned with international benchmarks and global best practices.
- » Strong emphasis on skill development, personality enhancement, and career growth for all employees.
- » Continuous initiatives to enhance employee happiness and engagement, fostering a motivated and empowered workforce.
- » Recognition as a “Great Place to Work” for the third consecutive year, underscoring our inclusive and employee-centric culture.

If yes, provide a web-link to the policy  
<https://ajantapharma.com//images/BusinessResponsibilityPolicies.pdf>

5. Return to work and Retention rates of permanent employees and workers that took parental leave.

Gender	Permanent Employees		Permanent Workers	
	Return to work rate	Retention rate	Return to work rate	Retention rate
Male	NA	NA	NA	NA
Female	100%	100%	Nil	NA
Total	100%	100%	Nil	NA

**Note:**  
The data represented is on a standalone basis.



# Business Responsibility and Sustainability Report

## 6. Mechanism to receive and redress grievances

- i. Is there a mechanism available to receive and redress grievances for the following categories of employees and worker?

Yes

- ii. If yes, give details of the mechanism in brief.

	Is mechanism available?	Details of Mechanism in brief
Permanent workers	Yes	<ul style="list-style-type: none"><li><b>Open Door Policy:</b> Employees can directly approach their line manager or HR manager to raise grievances.</li></ul>
Other than Permanent workers	Yes	
Permanent Employees	Yes	<ul style="list-style-type: none"><li><b>Committees for Human Rights Issues:</b> Business Integrity Committee addresses human rights violations and related grievances.</li></ul>
Other than Permanent Employees	Yes	
		<ul style="list-style-type: none"><li><b>POSH Policy:</b> Policy and process in place for reporting, investigating, and resolving sexual harassment cases, in line with statutory requirements Internal Complaints Committee (ICC) handles sexual harassment cases under the POSH Act.</li></ul>
		<ul style="list-style-type: none"><li><b>Suggestion Boxes:</b> Placed at each plant/site for employees to share concerns or suggestions anonymously, especially related to health and safety.</li></ul>
		<ul style="list-style-type: none"><li><b>Whistle-Blower Policy (Vigil Mechanism):</b> Enables reporting of fraud, corruption, unethical conduct, or code violations confidentially and without fear of retaliation.</li></ul>

## 7. Membership of employees and worker in association(s) or Unions recognised by the listed entity.

- i. Total Permanent Employees

Category	FY 2024-2025			PY 2023-2024		
	Total employees (A)	No. of employees who are part of association(s) or Union (B)	% (B / A)	Total employees (C)	No. of employees who are part of association(s) or Union (D)	% (D / C)
Male	8936	None	Nil	7258	None	Nil
Female	585	None	Nil	704	None	Nil
Other Gender	None	None	Nil	NA	None	Nil
<b>Total</b>	<b>9521</b>	<b>None</b>	<b>Nil</b>	<b>7962</b>	<b>None</b>	<b>Nil</b>

- ii. Total Permanent Workers

Category	FY 2024-2025			PY 2023-2024		
	Total employees (A)	No. of employees who are part of association(s) or Union (B)	% (B / A)	Total employees (C)	No. of employees who are part of association(s) or Union (D)	% (D / C)
Male	107	99	92%	111	102	92%
Female	None	None	Nil	None	None	Nil
Other Gender	None	None	Nil	None	None	Nil
<b>Total</b>	<b>107</b>	<b>99</b>	<b>92%</b>	<b>111</b>	<b>102</b>	<b>92%</b>

Note:

The data represented is on a standalone basis.

## 8. Details of training given to employees and workers.

- i. Employees - FY 2024-2025

Category	Total (A)	On Health and safety measures		On Skill upgradation	
		No. (B)	% (B / A)	No. (C)	% (C / A)
Male	8936	8936	100%	8936	100%
Female	585	585	100%	585	100%
<b>Total</b>	<b>9521</b>	<b>9521</b>	<b>100%</b>	<b>9521</b>	<b>100%</b>

- ii. Employees - PY 2023-2024

Category	Total (A)	On Health and safety measures		On Skill upgradation	
		No. (B)	% (B / A)	No. (C)	% (C / A)
Male	7258	7191	99%	6501	90%
Female	704	562	80%	308	44%
<b>Total</b>	<b>7962</b>	<b>7753</b>	<b>97%</b>	<b>6809</b>	<b>86%</b>

- iii. Workers - FY 2024-2025

Category	Total (A)	On Health and safety measures		On Skill upgradation	
		No. (B)	% (B / A)	No. (C)	% (C / A)
Male	107	107	100%	107	100%
Female	Nil	NA	NA	NA	NA
Other Gender	Nil	NA	NA	NA	NA
<b>Total</b>	<b>107</b>	<b>107</b>	<b>100%</b>	<b>107</b>	<b>100%</b>

- iv. Workers - PY 2023-2024

Category	Total (A)	On Health and safety measures		On Skill upgradation	
		No. (B)	% (B / A)	No. (C)	% (C / A)
Male	111	111	100%	111	100%
Female	Nil	NA	NA	NA	NA
Other Gender	Nil	NA	NA	NA	NA
<b>Total</b>	<b>111</b>	<b>111</b>	<b>100%</b>	<b>111</b>	<b>100%</b>

Note:

The data represented is on a standalone basis.

## 9. Details of performance and career development reviews of employees

- i. Employees

Category	FY 2024-2025			PY 2023-2024		
	Total (A)	No. (B)	% (B/A)	Total (D)	No. (E)	% (E/D)
Male	8936	8936	100%	7258	7190	99%
Female	585	585	100%	704	561	80%
Other Gender	Nil	NA	NA	Nil	NA	NA
<b>Total</b>	<b>9521</b>	<b>9521</b>	<b>100%</b>	<b>7962</b>	<b>7751</b>	<b>97%</b>

- ii. Workers

Category	FY 2024-2025			PY 2023-2024		
	Total (A)	No. (B)	% (B/A)	Total (D)	No. (E)	% (E/D)
Male	107	107	100%	111	111	100%
Female	Nil	NA	NA	Nil	NA	NA
Other Gender	Nil	NA	NA	Nil	NA	NA
<b>Total</b>	<b>107</b>	<b>107</b>	<b>100%</b>	<b>111</b>	<b>111</b>	<b>100%</b>

Note:

The data represented is on a standalone basis.

# Business Responsibility and Sustainability Report

## 10. Health and safety management system.

**a. Whether an occupational health and safety management system has been implemented by the entity?**

Yes.

**If yes, the coverage such system?**

The company places utmost emphasis on Occupational Health and Safety (OH&S) management. Following are the objectives and commitments: -

**» Core Commitments:**

- Provide safe and healthy working conditions to prevent injury and illness.
- Eliminate hazards and reduce OH&S risks.
- Continual improvement of the EHS management system.
- Fulfil all legal and regulatory obligations.

**» Risk Identification & Mitigation:**

- All work-related risks are identified across the work environment.
- Personal Protective Equipment (PPE) is provided.
- Regular training on SOPs and best practices is conducted.

**» Site-Level Safety Monitoring:**

- Each site is supervised by EHS teams and site management.
- Routine workplace inspections & hazard identifications are conducted and reported to EHS Heads.
- External safety and environmental audits identify compliance gaps, if any.

**» Governance & Oversight:**

- Central Safety Committee and Emergency Response Team conduct regular monitoring of sites and work zones.
- Safety signage (including vernacular languages) and Life Safety Rules displayed at all factories.

**» Process Safety Tools:**

- Process Safety Risk Assessments and Material Safety Data Sheets (MSDS) are maintained at all sites.

**» Emergency Preparedness:**

- Health insurance, compensation, and Occupational Health Centres provided.
- First aid stations, firefighting systems (alarms, detectors, extinguishers), ambulances, and approved emergency plans are available at all sites.
- SOPs in place for safe plant operation and evacuations during emergencies.

**» Supplier Compliance:**

- Supplier sites are assessed for EHS certifications and health & safety parameters to ensure compliance.

**b. What are the processes used to identify work-related hazards and assess risks on a routine and non-routine basis by the entity?**

At Ajanta, we firmly believe that proactive risk assessments are essential to safeguarding the health, safety, and well-being of everyone in the workplace. We employ the Hazard Identification and Risk Assessment (HIRA) methodology, a structured three-step approach that includes:

1. **Spot the Hazard** – Identifying potential sources of harm (Hazard Identification).
2. **Assess the Risk** – Evaluating the likelihood and severity of risks (Risk Assessment).

3. **Make the Changes** – Implementing appropriate measures to eliminate or control risks (Risk Control).

Through the HIRA framework, we systematically identify hazards, evaluate associated risks, and enforce control measures to mitigate them. This process is further strengthened by periodic internal audits and leadership safety rounds, which help identify unsafe acts and conditions, thereby contributing to continual improvement and risk level optimisation.

We also implement Corrective and Preventive Actions (CAPA) based on incident analysis and root cause identification. The effectiveness of CAPA is monitored through follow-up evaluations, ensuring that the corrective measures are sustained and that any necessary process reassessments are conducted.

**c. Whether you have processes for workers to report the work-related hazards and to remove themselves from such risks**

Yes

**d. Do the employees/ worker of the entity have access to non-occupational medical and healthcare services?**

Yes

## 11. Details of safety related incidents, in the following format.

Safety Incident/Number	FY 2024-2025		PY 2023-2024	
	Employees	Workers	Employees	Workers
Lost Time Injury Frequency Rate (LTIFR) (per one million-person hours worked)	0.07	Nil	Nil	0.14
Total recordable work-related injuries	1	Nil	1	1
No. of fatalities	Nil	Nil	Nil	Nil
High consequence work related injury or ill-health (excluding fatalities)	Nil	Nil	Nil	Nil

**Note:**

There was one injury at our Dahej plant. The LTIFR calculation pertains to that incident alone.

The data is reported on a standalone basis.

## 12. Describe the measures taken by the entity to ensure a safe and healthy work place.

At Ajanta, we ensure a safe and healthy work environment for all employees through a multi-pronged approach that encompasses risk identification, training, emergency preparedness, and continuous improvement, as described below:

- » Identifying all potential work-related risks and their root causes within our facilities
- » Appropriate Personal protective Equipments (PPE) are provided to all employees and workers based on their specific job functions
- » Comprehensive training programmes for raising awareness of potential hazards and safe work practices.
- » EHS team and Independent safety and environmental audits conduct regular workplace inspections to identify and address any potential hazards.
- » Central Safety Committee oversees safety protocols and procedures across all our facilities.
- » Well-trained and equipped Emergency Response Teams, including first aiders and firefighters, to promptly address any emergencies that may arise.
- » Four of our major sites have successfully implemented ISO 14001 (environmental management) and ISO 45001 (occupational health and safety management) standards. Certification of other sites are underway.
- » Zero Lost Time Accident record during the reporting year.
- » VOC (Volatile Organic Compound) sensor technology in solvent storage areas to detect potential leaks for minimising the risk of exposure to harmful chemicals.


We remain committed to continuous improvement and employee well-being as core values of our organisation.

# Business Responsibility and Sustainability Report

### Awards and Accolades:



**Best Labour Law Compliant Establishment 2024 for Guwahati Facility (Nov 2024)**



**Great Place to Work (Feb 2025) Certified™ for the 3rd year in a row**

**13. Number of Complaints on the following made by employees and workers.**

	FY 2024-2025			PY 2023-2024		
	Filed during the year	Pending resolution at the end of year	Remarks	Filed during the year	Pending resolution at the end of year	Remarks
Working Conditions	Nil	Nil	Nil	Nil	Nil	Nil
Health & Safety	Nil	Nil	Nil	Nil	Nil	Nil

**14. Assessments for the year**

	% of your plants and offices that were assessed (by entity or statutory authorities or third parties)
Health and safety practices	100%
Working Conditions	100%

**15. Provide details of any corrective action taken or underway to address safety-related incidents (if any) and on significant risks / concerns arising from assessments of health & safety practices and working conditions.**

Key initiatives undertaken during the past year for strengthening Environment, Health, and Safety (EHS) practices are enumerated below:

**Enhancing Operational Safety:**

Implemented static charge dissipation systems in the expanded production and solvent storage areas at Dahej plant. This reduced the risk of electrostatic ignition, a potential fire hazard.

**Battery Safety Upgrades:**

The battery storage area at Dahej plant has been isolated and equipped with a hydrogen detection and fire control system. This ensures compliance with safety standards and minimises the risk of fire or explosion.

**Electrical Panel Protection:**

Key electrical panels at our manufacturing sites are now protected by CO<sub>2</sub> flooding systems. This advanced fire suppression technology effectively extinguishes electrical fires, safeguarding personnel and equipment.

**Independent Safety Audits:**

Regular inspections, audits, and testing at each of our sites are conducted by qualified third-party specialists. This independent evaluation ensures adherence to safety protocols and identifies areas for further improvement.

**Automatic Solvent Transfer System:**

- » SCADA-based automatic solvent transfer system at Waluj plant eliminates the need for manual handling of solvent drums, minimising the risk of slips, falls, and other physical injuries.
- » Minimises operator exposure to hazardous solvents during the transfer process, protecting respiratory health.
- » Solvent transfer occurs under a nitrogen blanketing system, significantly reducing fire risk.

**Automatic Water Jet System for Tank Cleaning:**

Implemented automatic water jet cleaning systems with sodium hypochlorite dosing in all our formulation units which eliminates the need for personnel to enter confined spaces for tank cleaning, a hazardous activity that requires continuous oxygen monitoring or artificial oxygen supply.

**Leadership Indicators**

**1. Does the entity extend any life insurance or any compensatory package in the event of death.**

Employees	Yes
Workers	Yes

**2. Provide the measures undertaken by the entity to ensure that statutory dues have been deducted and deposited by the value chain partners.**

**Clear Procedures:** We have well-defined mechanisms in place to guarantee that all necessary statutory dues are deducted and deposited by the value chain partners in accordance with applicable regulations for all transactions. We obtain monthly statutory payment challans for verification from vendors / contractors before processing their invoices. This activity is also reviewed as part of the internal and statutory audit.

**Employee Well-being:** Our systems ensure that wages and statutory dues, like PF and ESIC, are paid correctly and timely for contract workers.

**Ethical Partnerships:** Through our Third-Party Code of Conduct, we emphasise the importance of ethical and honest business practices for our value chain partners. This code expects them to act professionally, unbiased, and with integrity in all dealings, including adherence to applicable laws and regulations.

**3. Provide the number of employees / workers having suffered high consequence work related injury / ill-health / fatalities (as reported in Q11 of Essential Indicators above), who have been are rehabilitated and placed in suitable employment or whose family members have been placed in suitable employment**

	FY 2024-2025		PY 2023-2024	
	Employees	Workers	Employees	Workers
Total no. of affected employees/ workers.	Nil	Nil	Nil	Nil
No. of employees/workers that are rehabilitated and placed in suitable employment or whose family members have been placed in suitable employment	Nil	Nil	Nil	Nil

**4. Does the entity provide transition assistance programs to facilitate continued employability and the management of career endings resulting from retirement or termination of employment?**

Yes

**5. Details on assessment of value chain partners.**

	% of value chain partners (by value of business done with such partners) that were assessed
Health and safety practices	100%
Working Conditions	100%

# Business Responsibility and Sustainability Report

6. Provide details of any corrective actions taken or underway to address significant risks / concerns arising from assessments of health and safety practices and working conditions of value chain partners.

Training and awareness sessions are conducted for value chain partners to ensure that they adhere to the required health & safety practices. Corrective actions are taken wherever necessitated on the above-mentioned parameters.

PRINCIPLE 4: Businesses should respect the interests of and be responsive to all its stakeholders

Essential Indicators

1. Describe the processes for identifying key stakeholder groups of the entity.

Ajanta employs a comprehensive stakeholder engagement process to identify and understand the needs of those most impacted by, and who have a significant impact on, our business. The stakeholder groups are identified as part of the stakeholder engagement mechanism and accordingly customers, employees, suppliers & vendors, regulators, business partners, local communities and investors/shareholders are identified as critical stakeholders. Ajanta actively engages with stakeholders, carefully identifying critical material issues, and is committed to effectively addressing stakeholder expectations. As a responsible company, we are steadfast in our commitment to cultivating strong and meaningful relationships with stakeholders.

2. List stakeholder groups identified as key for your entity and the frequency of engagement with each stakeholder group.

Stakeholder Group	Whether identified as Vulnerable & Marginalised Group	Details of Other Channels of communication	Details of Other Frequency of engagement	Purpose and scope of engagement including key topics and concerns raised during such engagement
Employees	No	Direct and other communication mechanisms	On-going	<ul style="list-style-type: none"><li>To empower employees to voice their ideas and concerns.</li><li>To foster a culture of transparency and open communication</li><li>To keep them motivated and create a more engaged workforce</li></ul>
Customers (Healthcare professionals, Dealers & Distributors)	No	E-mails, Meetings and Website	On-going	<ul style="list-style-type: none"><li>Deepen customer understanding and satisfaction.</li><li>Strengthen partnerships and collaboration.</li><li>Optimise product development and delivery.</li></ul>
Regulators	No	Meetings and other communication mechanisms	Need based	<ul style="list-style-type: none"><li>Proactively address regulatory issues and prevent violations.</li><li>Demonstrate adherence to regulations and best practices.</li><li>Collaborate on developing effective industry standards.</li></ul>
Suppliers and Vendors	No	E-mails and meetings	On-going	<ul style="list-style-type: none"><li>Build strong, collaborative relationships.</li><li>Optimise supply chain efficiency and innovation.</li><li>Ensure continuity and mitigate potential disruptions/delays</li></ul>
Business Partners (third party manufacturers)	No	E-mails and meetings	Need based	<ul style="list-style-type: none"><li>Foster a strategic partnership for mutual success.</li><li>Optimise production efficiency and quality control.</li><li>Ensure supply chain resilience and minimise disruptions.</li></ul>
Local Communities	Yes	Directly or through CSR implementation partners	On-going	<ul style="list-style-type: none"><li>Build trust and positive relationships</li><li>Collaborate on social and environmental initiatives</li><li>Contribute to community well-being</li></ul>
NGOs	No			
Investors / Shareholders	No	E-mail, Newspaper Advertisement, Website, Annual General Meetings, Disclosures to Stock Exchanges and Investor Meetings/Calls/ Conferences	Need based and Quarterly	<ul style="list-style-type: none"><li>Enhance investor confidence through clear communication and transparency.</li><li>Align business strategy with long-term shareholder value.</li><li>Ensure equitable treatment</li></ul>

Leadership Indicators

1. Provide the processes for consultation between stakeholders and the Board on economic, environmental, and social topics or if consultation is delegated, how is feedback from such consultations provided to the Board.

Ajanta prioritises open communication with stakeholders on economic, environmental, and social issues. Functional department heads directly engage with relevant stakeholder groups on these topics.

We had conducted stakeholder engagement and materiality assessment. This process identified key sustainability issues, assessed potential risks, and developed mitigation strategies.

The material topics were reviewed based on their impact on Ajanta's strategic objectives and stakeholder interests. Following consultations with relevant stakeholders, a revised list of material issues was presented to the Board for their consideration and further action.

2. Whether stakeholder consultation is used to support the identification and management of environmental and social topics?

Yes

If so, provide details of instances as to how inputs received from stakeholders on these topics were incorporated into policies and activities of the entity.

Stakeholder consultation plays a vital role in managing environmental and social initiatives at Ajanta. We actively engage with stakeholders to identify our most pressing sustainability issues (material topics). During the review process, we prioritised these topics based on their impact on both Ajanta's strategic objectives and the interests of our stakeholders, which was validated by key departments, senior management, and the Board before implementation.

3. Provide details of instances of engagement with and actions taken to address the concerns of vulnerable / marginalised stakeholder groups.

Ajanta prioritises engagement with vulnerable and marginalised stakeholder groups. We collaborate with various implementation agencies to deliver impactful programmes focused on healthcare, education, & community development. We tackle critical needs in rural and tribal areas through Samta Foundation and other implementation agencies. The Foundation conducts cataract surgeries, eye and skin camps and supports patients from rural areas visiting city hospitals by providing meals and shelter. Other implementation agencies also provide support and aid to the vulnerable and marginalised stakeholders for their education & healthcare needs. Refer to Annual Report and the Company's CSR report for more information.

PRINCIPLE 5: Businesses should respect and promote Human Rights

Essential Indicators

1. Employees and workers who have been provided training on human rights issues and policy(ies) of the entity

i. Employees

Category	FY 2024-2025			PY 2023-2024		
	Total (A)	No. of employees covered (B)	% (B / A)	Total (C)	No. of employees covered (D)	% (D / C)
Permanent	9521	9521	100%	7962	7751	97%
Other than permanent	115	115	100%	123	123	100%
Total Employees	9636	9636	100%	8085	7874	97%



# Business Responsibility and Sustainability Report

## ii. Workers

Category	FY 2024-2025			PY 2023-2024		
	Total (A)	No. of workers covered (B)	% (B / A)	Total (C)	No. of workers covered (D)	% (D / C)
Permanent	107	107	100%	111	111	100%
Other than permanent	2494	2494	100%	2172	2172	100%
<b>Total Employees</b>	<b>2601</b>	<b>2601</b>	<b>100%</b>	<b>2283</b>	<b>2283</b>	<b>100%</b>

### Note:

The data represented is on a standalone basis.

## 2. Details of minimum wages paid to employees and workers

### i. Employees - FY 2024-2025

Category	Total (A)	Equal to Minimum Wage		More than Minimum Wage	
		No. (B)	% (B / A)	no. (C)	% (C/A)
Total Permanent	9521	Nil	Nil	9521	100%
Permanent Male	8936	Nil	Nil	8936	100%
Permanent Female	585	Nil	Nil	585	100%
Total Other than Permanent	115	Nil	Nil	115	100%
Other than Permanent Male	114	Nil	Nil	114	100%
Other than Permanent Female	1	Nil	Nil	1	100%

### ii. Employees - PY 2023-2024

Location	Total (A)	Equal to Minimum Wage		More than Minimum Wage	
		No. (B)	% (B / A)	No. (C)	% (C / A)
Total Permanent	7962	Nil	Nil	7962	100%
Permanent Male	7258	Nil	Nil	7258	100%
Permanent Female	704	Nil	Nil	704	100%
Permanent Other Gender	Nil	Nil	Nil	Nil	Nil
Total Other than Permanent	123	Nil	Nil	123	100%
Other than Permanent Male	120	Nil	Nil	120	100%
Other than Permanent Female	3	Nil	Nil	3	100%
Other than Permanent Other Gender	Nil	Nil	Nil	Nil	Nil

### iii. Workers - FY 2024-2025

Location	Total (A)	Equal to Minimum Wage		More than Minimum Wage	
		No. (B)	% (B / A)	no. (C)	% (C/A)
Total Permanent	107	Nil	Nil	107	100%
Permanent Male	107	Nil	Nil	107	100%
Permanent Female	Nil	Nil	Nil	Nil	Nil
Permanent Other Gender	Nil	Nil	Nil	Nil	Nil
Total Other than Permanent	Nil	Nil	Nil	Nil	Nil
Other than Permanent Male	Nil	Nil	Nil	Nil	Nil
Other than Permanent Female	Nil	Nil	Nil	Nil	Nil
Other than Permanent Other Gender	Nil	Nil	Nil	Nil	Nil

## iv. Workers - PY 2023-2024

Location	Total (A)	Equal to Minimum Wage		More than Minimum Wage	
		No. (B)	% (B / A)	No. (C)	% (C / A)
Total Permanent	111	Nil	Nil	111	100%
Permanent Male	111	Nil	Nil	111	100%
Permanent Female	Nil	Nil	Nil	Nil	Nil
Permanent Other Gender	Nil	Nil	Nil	Nil	Nil
Total Other than Permanent	2172	2172	100%	Nil	Nil
Other than Permanent Male	2063	2063	100%	Nil	Nil
Other than Permanent Female	109	109	100%	Nil	Nil
Other than Permanent Other Gender	Nil	Nil	Nil	Nil	Nil

### Note:

The data represented is on a standalone basis.

## 3. Details of remuneration/salary/wages

### a. Median remuneration / wages:

	Male		Female	
	Number	Median remuneration/ salary/ wages (in INR)	Number	Median remuneration/ salary/ wages (in INR)
Board of Directors (BoD)	8	6.51	2	0.05
Key Managerial Personnel (other than BoD)	2	2	Nil	Nil
Employees other than BoD and KMP	8932	₹ 0.05	585	₹ 0.06
Workers	107	₹ 0.09	Nil	Nil

**Note:** Median remuneration of Whole Time Directors has been included in Board of Directors. As such, Median remuneration of KMP comprise only of CFO & CS.

### b. Gross wages paid to females

	FY 2024-2025	PY 2023-2024
Gross wages paid to females as % of total wages	7%	9%

### Note:

The data is reported on a standalone basis and is based on the CTC of staff.

## 4. Do you have a focal point (Individual/ Committee) responsible for addressing human rights impacts or issues caused or contributed to by the business?

Yes

## 5. Describe the internal mechanisms in place to redress grievances related to human rights issues.

The Company considers human rights as one of its fundamental and core values and strives to support, protect and promote human rights to ensure that fair and ethical business & employment practices are followed.

It has established grievance redressal policy and Business Integrity Committee to address grievances related to Human Rights. It has also established Internal Complaints Committee to address complaints / grievances specific to sexual harassment.

Ajanta has zero-tolerance toward and prohibits all forms of slavery, coerced labour, child labour, human trafficking, violence or physical, sexual, psychological or verbal abuse.



# Business Responsibility and Sustainability Report

## 6. Number of Complaints on the following made by employees and workers :

Particulars	FY 2024-2025			FY 2023-2024		
	Filed during the year	Pending resolution at the end of year	Remarks	Filed during the year	Pending resolution at the end of year	Remarks
Sexual Harassment	Nil	Nil	-	Nil	Nil	-
Discrimination at workplace	Nil	Nil	-	Nil	Nil	-
Child Labour	Nil	Nil	-	Nil	Nil	-
Forced Labour/ Involuntary Labour	Nil	Nil	-	Nil	Nil	-
Wages	Nil	Nil	-	Nil	Nil	-
Other human rights related issues	Nil	Nil	-	Nil	Nil	-

## 7. Complaints filed under the Sexual Harassment of Women at Workplace (Prevention, Prohibition and Redressal) Act, 2013, in the following format:

	FY 2024-2025	PY 2023-2024
Total Complaints reported under Sexual Harassment on of Women at Workplace (Prevention, Prohibition and Redressal) Act, 2013 (POSH)	Nil	Nil
Complaints on POSH as a % of female employees / workers	Nil	Nil
Complaints on POSH upheld	Nil	Nil

### Note:

The data is reported on a standalone basis.

## 8. Mechanisms to prevent adverse consequences to the complainant in discrimination and harassment cases.

The company has established Internal Complaints Committees (ICCs) and Business Integrity committee at all locations to address complaints regarding discrimination and sexual harassment. The sexual harassment policy ensures that employees who use the complaint procedure will not face reprisals, retaliation, or coercion.

## 9. Do human rights requirements form part of your business agreements and contracts?

Yes

## 10. Assessment for the year

	% of your plants and offices that were assessed(by entity or statutory authorities or third parties)
Sexual Harassment	100%
Discrimination at workplace	100%
Child Labour	100%
Forced Labour/Involuntary Labour	100%
Wages	100%

## 11. Provide details of any corrective actions taken or underway to address significant risks / concerns arising from the assessments at Question 10 above.

In FY 2024-25, we have not received any corrective action directives, as we are compliant to the laws as applicable.

### Leadership Indicators

#### 1. Details of a business process being modified / introduced as a result of addressing human rights grievances/complaints.

No human rights grievances / complaints were received during the reporting period. Ajanta is committed to upholding basic human rights principles in all its operations. To this end, the employees are trained through various awareness programmes.

#### 2. Details of the scope and coverage of any Human rights due-diligence conducted.

The Company has not undertaken formal human rights due diligence. However, its policies embody human rights principles, and all employees and value chain members are expected to adhere to them. Further, grievance redressal system is in place to address any grievance or concerns raised w.r.t. violation of human rights.

#### 3. Is the premise/office of the entity accessible to differently abled visitors, as per the requirements of the Rights of Persons with Disabilities Act, 2016?

Yes

#### 4. Details on assessment of value chain partners

	% of value chain partners (by value of business done with such partners) that were assessed
Sexual Harassment	100%
Discrimination at workplace	100%
Child Labour	100%
Forced Labour/Involuntary Labour	100%
Wages	100%

## PRINCIPLE 6: Businesses should respect and make efforts to protect and restore the environment

### Essential Indicators

#### 1. Total energy consumption

##### i. Details of total energy consumption (in Joules or multiples) and energy intensity

##### From renewable sources

Parameter	Units	FY 2024-2025	PY 2023-2024
Total electricity consumption (A)	Gigajoule (GJ)	54310.20	37,572
Total fuel consumption (B)	Gigajoule (GJ)	5074.89	Nil
Energy consumption through other sources (C)	Gigajoule (GJ)	Nil	Nil
<b>Total energy consumed from renewable sources(A+B+C)</b>	Gigajoule (GJ)	<b>59385.09</b>	<b>37,572</b>

### Note:

- The revenue from operations has been adjusted for Purchasing Power Parity (PPP) using the latest PPP conversion factor published by the International Monetary Fund (IMF) for India for the year 2024-25, which is 20.66
- Energy consumption and fuel consumption has been calculated using spend-based method for locations where specific units were not monitored.
- The energy consumption details are calculated on standalone basis for FY 24-25.



# Business Responsibility and Sustainability Report

## From non-renewable sources

Parameter	Units	FY 2024-2025	PY 2023-2024
Total electricity consumption (D)	Gigajoule (GJ)	215893.38	201156
Total fuel consumption (E)	Gigajoule (GJ)	59081.97	77125
Energy consumption through other sources (F)	Gigajoule (GJ)	Nil	Nil
Total energy consumed from non-renewable sources(D+E+F)	Gigajoule (GJ)	274975.35	278281
Total energy consumed (A+B+C+D+E+F)	Gigajoule (GJ)	334360.44	315853
Energy intensity per rupee of turnover (Total energy consumed / Revenue from operations)	Gigajoule (GJ)	0.0000077362	Nil
Energy intensity per rupee of turnover adjusted for Purchasing Power Parity (PPP) (Total energy consumed/ Revenue from operations adjusted for PPP)	Gigajoule (GJ)	0.0001598293	Nil
Energy intensity in terms of physical output	Gigajoule (GJ)	Nil	Nil
Energy intensity (optional)- the relevant metric may be selected by the entity	Gigajoule (GJ)	Nil	Nil

ii. **Indicate if any independent assessment/ evaluation/assurance has been carried out by an external agency? If yes, name of the external agency**

Yes, M/s. Vinay & Keshava LLP

2. **Does the entity have any sites / facilities identified as designated consumers (DCs) under the Performance, Achieve and Trade (PAT) Scheme of the Government of India?**

No.

3. **Water related information.**

i. **Provide details of the following disclosures related to water (Water withdrawal by source (in kilolitres))**

Parameter	FY 2024-2025	PY 2023-2024
Surface water (A)	352285	Nil
Groundwater (B)	138385	140291
Third party water (C)	Nil	270660
Seawater / desalinated water (D)	Nil	Nil
Others (E)	Nil	Nil
<b>Total volume of water withdrawal (in kilolitres) (A + B + C + D + E)</b>	<b>490670</b>	<b>410951</b>
<b>Total volume of water consumption (in kilolitres)</b>	<b>347812</b>	<b>410951</b>
<b>Water intensity per rupee of turnover</b> (Total water consumption / Revenue from operations)	0.0000113527	Nil
<b>Water intensity per rupee of turnover adjusted for Purchasing Power Parity (PPP)</b> (Total water consumption / Revenue from operations adjusted for PPP)	0.0002345476	Nil
<b>Water intensity in terms of physical output</b>	Nil	Nil
<b>Water intensity (optional)</b> - the relevant metric may be selected by the entity	Nil	Nil

**Note:**

The water withdrawal details are only for manufacturing locations and on a standalone basis.

ii. **Indicate if any independent assessment/ evaluation/assurance has been carried out by an external agency?**

Yes, M/s. Vinay & Keshava LLP

4. **Provide the following details related to water discharged.**

i. **Water discharge by destination and level of treatment (in kilolitres)**

Parameter	FY 2024-2025		PY 2023-2024	
	Level of treatment	Value	Level of treatment	Value
To Surface water (A)	-	109410	-	Nil
- Surface water with no treatment	-	59171	-	Nil
- Surface water with treatment	-	50239	-	Nil
To Groundwater (B)	-	33448	-	Nil
- Groundwater with no treatment	-	33448	-	Nil
- Groundwater with treatment	-	Nil	-	Nil
To Seawater (C)	-	Nil	-	Nil
- Seawater with no treatment	-	Nil	-	Nil
- Seawater with treatment	-	Nil	-	Nil
Sent to third-parties (D)	-	Nil	-	Nil
- Sent to third-parties with no treatment	-	Nil	-	Nil
- Sent to third-parties with treatment	-	Nil	-	Nil
Others (E)	-	Nil	-	Nil
- Others with no treatment	-	Nil	-	Nil
- Others with treatment	-	Nil	-	Nil
<b>Total water discharged (in kilolitres)</b>	<b>-</b>	<b>142858</b>	<b>-</b>	<b>Nil</b>

**Note:**

The water discharge details are only for manufacturing locations and on a standalone basis.

ii. **Indicate if any independent assessment/ evaluation/assurance has been carried out by an external agency?**

Yes, by M/s. Vinay & Keshava LLP

5. **Has the entity implemented a mechanism for Zero Liquid Discharge?**

Yes.

**Description of Zero Liquid Discharge (ZLD) Mechanism:**

The entity has implemented several ZLD-aligned systems and practices across its operations enumerated below, demonstrating a strong commitment to sustainable water and waste management:

- » **Recycling of Treated Wastewater:** At the Guwahati facility, treated wastewater is reused in cooling tower operations, ensuring minimal freshwater dependency and promoting water circularity.
- » **Condensate Recovery Systems:** Installed at Paithan and Dahej, these systems help recover and reuse steam condensate, significantly reducing wastewater discharge and water intake.
- » **Sustainable Mist Evaporators:** Installed to enhance water reuse and minimise liquid waste discharge.
- » **Zero Discharge of Hazardous Waste (Indirect Impact):** Though not directly related to liquid discharge, the company has ensured zero discharge of hazardous waste from three facilities by routing it for co-processing in the cement industry, which supports overall ZLD goals.



# Business Responsibility and Sustainability Report

## 6. Air emissions

### i. Please provide details of air emissions (other than GHG emissions) by the entity.

Parameter	Units	FY 2024-2025	PY 2023-2024
NOx	tCO <sub>2</sub> e	22	22
SOx	tCO <sub>2</sub> e	22	23
Particulate matter (PM)	tCO <sub>2</sub> e	27	27
Persistent organic pollutants (POP)	tCO <sub>2</sub> e	Nil	Nil
Volatile organic compounds (VOC)	tCO <sub>2</sub> e	Nil	Nil
Hazardous air Pollutants (HAP)	tCO <sub>2</sub> e	Nil	Nil

### ii. Indicate if any independent assessment/ evaluation/assurance has been carried out by an external agency?

Yes, by M/s Vinay & Keshava LLP

## 7. Greenhouse gas emissions.

### i. Provide details of greenhouse gas emissions (Scope 1 and Scope 2 emissions) & its intensity

Parameter	Units	FY 2024-2025	PY 2023-2024
<b>Total Scope 1 emissions</b> (Break-up of the GHG into CO <sub>2</sub> , CH <sub>4</sub> , N <sub>2</sub> O, HFCs, PFCs, SF <sub>6</sub> , NF <sub>3</sub> , if available)	tCO <sub>2</sub> e	6,392.00	6390
<b>Total scope 2 emissions</b> (Break-up of the GHG into CO <sub>2</sub> , CH <sub>4</sub> , HFCs, PFCs, SF <sub>6</sub> , NF <sub>3</sub> , if available)	tCO <sub>2</sub> e	43,598.47	40008
<b>Total Scope 1 and Scope 2 emissions per rupee of turnover</b> (Total Scope 1 and Scope 2 GHG emissions / Revenue from operations)	tCO <sub>2</sub> e	0.0000011566	NA
<b>Total Scope 1 and Scope 2 emission intensity per rupee of turnover adjusted for Purchasing Power Parity (PPP)</b> (Total Scope 1 and Scope 2 GHG emissions / Revenue from operations adjusted for PPP)	tCO <sub>2</sub> e	0.0000238962	Nil
<b>Total Scope 1 and Scope 2 emission intensity in terms of physical output</b>	tCO <sub>2</sub> e	Nil	Nil
<b>Total Scope 1 and Scope 2 emission intensity (optional)</b> —the relevant metric may be selected by the entity		Nil	Nil

Notes:

- Source of emission factors used – EPA's GHG Emission Factors Hub, CEA's CDM – CO<sub>2</sub> Baseline Database User Guide Version 19 has been used for the purpose of GHG Emissions calculations.
- The emissions are reported on standalone basis for FY24-25.

### ii. Indicate if any independent assessment/ evaluation/assurance has been carried out by an external agency?

Yes, M/s. Vinay & Keshava LLP

## 8. Does the entity have any project related to reducing Green House Gas emission?

Yes, as detailed below:

- » Installed 2.2 MW solar plant (total capacity now 12.6 MW) to reduce Scope 2 emissions
- » Replaced fossil fuel boilers with biomass-based systems
- » Retrofitted HVAC and chillers for energy efficiency
- » Constructed energy-efficient buildings
- » Hazardous waste routed to cement kilns for co-processing
- » Reported GHG reduction of 9004 t CO<sub>2</sub>/year

## 9. Provide details related to waste management by the entity

### i. Total Waste generated (in metric tonnes)

Parameter	FY 2024-2025	PY 2023-2024
Plastic waste (A)	566	56
E-waste (B)	Nil	1
Bio-medical waste (C)	12.83	18.9
Construction and demolition waste (D)	Nil	Nil
Battery waste (E)	5	5
Radioactive waste (F)	Nil	Nil
Other Hazardous waste (G)	618.97	546
Other Non-hazardous waste generated (H)	1868.20	1872
Total (A + B + C + D + E + F + G + H)	3071	2498
<b>Waste intensity per rupee of turnover</b> (Total waste generated / Revenue from operations)	0.0000000711	Nil
<b>Waste intensity per rupee of turnover adjusted for Purchasing Power Parity (PPP)</b> (Total waste generated / Revenue from operations adjusted for PPP)	0.0000014680	Nil
<b>Waste intensity in terms of physical output</b>	Nil	Nil
<b>Waste intensity (optional)</b> – the relevant metric may be selected by the entity	Nil	Nil

Note:

The waste details are only for manufacturing sites & on a standalone basis.

### ii. For each category of waste generated, total waste recovered through recycling, re-using or other recovery operations (in metric tonnes)

Category of waste	FY 2024-2025	PY 2023-2024
Recycled	2852	Nil
Re-used	Nil	Nil
Other recovery operations	13	2109
<b>Total</b>	<b>2865</b>	<b>2109</b>

### iii. For each category of waste generated, total waste disposed by nature of disposal method (in metric tonnes)

Category of waste	FY 2024-2025	PY 2023-2024
Incineration	201	385
Landfilling	5	4
Other disposal operations	Nil	Nil
<b>Total</b>	<b>206</b>	<b>389</b>

### iv. Indicate if any independent assessment/ evaluation/assurance has been carried out by an external agency?

Yes, M/s. Vinay & Keshava LLP

# Business Responsibility and Sustainability Report

10. Briefly describe the waste management practices adopted in your establishments. Describe the strategy adopted by your company to reduce usage of hazardous and toxic chemicals in your products and processes and the practices adopted to manage such wastes.

Our organisation has implemented a multi-pronged strategy for waste management, with a strong emphasis on reducing hazardous waste generation, promoting sustainable disposal, and minimising environmental impact.

1. Waste Management Practices

Hazardous Waste Co-processing:

All hazardous waste generated from our facilities at Aurangabad, Pithampur, Guwahati, and Dahej is now sent for pre-processing/co-processing in the cement industry. This ensures that waste is not sent to landfills but instead utilised as an alternative fuel or raw material in a high-temperature, controlled environment, aligning with circular economy principles.

Zero Discharge from Key Units:

Through this co-processing strategy and improved operational control, we have achieved zero discharge of hazardous waste from three of our major units, ensuring compliance with environmental regulations and contributing to long-term sustainability goals.

Recycling of Treated Wastewater:

Guwahati facility, recycled treated wastewater for use in cooling towers, promoting resource efficiency and reducing fresh water demand.

Packing Material Optimisation:

Initiatives like reduction in packaging material size and replacement of HDPE drums with sustainable fibre containers have significantly reduced plastic waste generation across our operations.

2. Strategy for Reducing Hazardous & Toxic Chemical Use

Solvent Reduction through FTNIR Technology:

In our quality control processes, we have implemented FTNIR (Fourier Transform Near Infrared) technology. This shift has substantially reduced the use of solvents in drug analysis, thereby cutting down on toxic chemical usage at the analytical level.

Alternative Coating Technologies:

For selected pharmaceutical products, we have transitioned use from non- aqueous to aqueous tablet coating. This change minimises the dependency on certain chemicals involved in traditional coating processes.

Eco-friendly Procurement and Project Design:

A key principle in all new projects and procurement decisions is the prioritisation of energy and material efficiency, including the reduction of harmful chemical inputs. This harmonisation of practices across sites ensures consistency in sustainability efforts.

11. If the entity has operations/offices in/around ecologically sensitive areas (such as national parks, wildlife sanctuaries, biosphere reserves, wetlands, biodiversity hotspots, forests, coastal regulation zones etc.) where environmental approvals / clearances are required.

Not Applicable

12. Details of environmental impact assessments of projects undertaken by the entity based on applicable laws, in the current financial year

Name and Brief of the project	EIA Notification no	Date	Whether conducted by independent external agency?	Results communicated in public domain?	Relevant web link
NA					

13. Applicable environmental law/ regulations/ guidelines in India.

i. Is the entity compliant with the applicable environmental law/ regulations/ guidelines in India; such as the Water (Prevention and Control of Pollution) Act, Air (Prevention and Control of Pollution) Act, Environment protection act and rules thereunder.

Yes

ii. If not, provide details of all such non-compliances;

NA

Leadership Indicators

1. Water withdrawal, consumption and discharge in areas of water stress (in kilolitres)

i. For each facility / plant located in areas of water stress.

NA

ii. Indicate if any independent assessment/ evaluation/assurance has been carried out by an external agency?

No.

2. Total Scope 3 emissions

i. Please provide details of total Scope 3 emissions & its intensity.

Parameter	Unit	FY 2024-2025	PY 2023-2024
Total Scope 3 emissions (Break-up of the GHG into CO2, CH4, N2O, HFCs, PFCs, SF6, NF3, if available)	tCO <sub>2</sub> e	10,790	Not assessed
Total Scope 3 emissions per rupee of turnover	tCO <sub>2</sub> e / ₹	2	
Total Scope 3 emission intensity (optional) - the relevant metric may be selected by the entity	tCO <sub>2</sub> e	Nil	

ii. Indicate if any independent assessment/ evaluation/assurance has been carried out by an external agency?

No.

3. With respect to the ecologically sensitive areas reported at Question 10 of Essential Indicators above, provide details of significant direct & indirect impact of the entity on biodiversity in such areas along-with prevention and remediation activities.

NA


4. If the entity has undertaken any specific initiatives or used innovative technology or solutions to improve resource efficiency, or reduce impact due to emissions / effluent discharge / waste generated.

Initiative Undertaken	Details of the initiative (Web-link, if any, may be provided along-with summary)	Outcome of the initiative	Corrective action taken, if any
Installation of 2.2 MW solar plant	Increased total renewable energy capacity to 12.6 MW	Increased renewable energy consumption, reduced CO <sub>2</sub> emissions	-
Pre-processing/co-processing of hazardous waste sent to cement industry	Hazardous waste sent to cement industry	Zero discharge of hazardous waste	
Condensate steam recovery system	Installed at Dahej & Paithan	Reduction in water use per unit of production, energy conservation	
Retrofitting with EC fan	Replaced conventional fan motors in HVAC	Reduced energy consumption	



# Business Responsibility and Sustainability Report

Initiative Undertaken	Details of the initiative (Web-link, if any, may be provided along-with summary)	Outcome of the initiative	Corrective action taken, if any
Installation of biomass-based boilers	Replaced fossil fuel-based boilers with biomass based boilers	Reduction in CO2 emissions and reduction of boiler fuel consumption	
Implementation of new technologies	Best energy conservation practices harmonised at all sites	Energy and cost savings	
Energy-focused procurement & project modifications	All new projects prioritise energy saving	Improved efficiency and sustainability in operations	
Installation of magnetic levitation chiller	Installation at Paithan plant	Reduced energy consumption	
Installation of condensate recovery systems	Installation at Paithan & Dahej	Improved water and energy efficiency	
Installation of sustainable mist evaporator		Water conservation	
FTNIR technology in QC, used in drug analysis		Substantial reduction in solvent use	
High-capacity dehumidifiers installation	Steam coil and Thyristor panel at Dahej	Improved energy efficiency	
Energy-efficient building construction	New Head Office was constructed using energy efficient building construction	Reduction in energy consumption and cost	
Reduction in packing material size	Reduced plastic packaging usage	Improved material efficiency	
Conversion to aqueous tablet coating for selected products	R&D	Reduction in solvent use	
Replacement of HDPE drums	With sustainable fibre containers	Reduction in plastic waste	
Recycling of treated wastewater	Used for cooling towers at Guwahati	Water reuse and conservation	



**Presented 'Industry 4.0 Initiatives' and 'Environmental Consciousness' awards by the Chamber of Marathwada Industries & Agriculture (April 2025)**



**Guwahati & Pithampur facilities are now ISO 14001 & ISO 45001 (EHS Excellence) certified**

## 5. Does the entity have a business continuity and disaster management plan?

Ajanta has a comprehensive Business Continuity and Disaster Management Plan, ensuring the company's ability to adapt to emergencies arising from natural disasters or unforeseen events that could disrupt operations. The workforce is regularly trained through mock drills and disaster management exercises, enabling effective execution of the plan.

In addition, we have a Risk Management Policy and Plan that identifies all critical risks that could disrupt or materially impact our operations, with clearly defined mitigation measures in place.

As part of our commitment to operational excellence, we are undertaking several change management initiatives across the organisation, including advancements in information technology and automation in manufacturing, research & development, supply chain, and shared services. We are also continually working to enhance our data resiliency, ensuring robust protection and recovery capabilities.

Weblink: <https://ajantapharma.com//images/Risk-Management-Policy-And-Plan.pdf>

## 6. Disclose any significant adverse impact to the environment, arising from the value chain of the entity. What mitigation or adaptation measures have been taken by the entity in this regard?

We are committed to minimising our environmental impact and continuously monitor our value chain for potential environmental concerns. To date, we haven't identified any significant adverse impacts.

## 7. Percentage of value chain partners (by value of business done with such partners) that were assessed for environmental impacts.

100%

## 8. Green Credits

- Green Credits Generated: Total number of credits generated- NIL
- Green Credits Procured: Credits purchased from third parties.- NIL

**PRINCIPLE 7: Businesses, when engaging in influencing public and regulatory policy, should do so in a manner that is responsible and transparent**

## Essential Indicators

## 1. Trade and industry chambers / associations

### a. Number of affiliations with trade and industry chambers / associations

Eight

### b. List the top 10 trade and industry chambers/ associations (determined based on the total members of such body) the entity is a member of/ affiliated to.

Sr No.	Name of the trade and industry chambers/ associations	Reach of trade and industry chambers/ associations
1	Indian Pharmaceutical Alliance (IPA)	National
2	Pharmaceuticals Export Promotion Council of India (PHARMEXCIL)	National
3	Federation of Indian Exporters Organisation (FIEQ)	National
4	Indian Drug Manufacturers' Association (IDMA)	National
5	Bombay Chamber of Commerce & Industry	State
6	All India Association of Industries (AIAI)	National
7	Indo American Chamber of Commerce	National
8	Federation of Indian Chambers of Commerce and Industry	National

## 2. Provide details of corrective action taken or underway on any issues related to Anti-competitive conduct by the entity, based on adverse orders from regulatory authorities.

Name of authority	Brief of the Case	Corrective action taken
Nil	Nil	Nil

Business Responsibility and Sustainability Report

PRINCIPLE 8: Businesses should promote inclusive growth and equitable development

Essential Indicators

1. Details of Social Impact Assessments (SIA) of projects undertaken by the Company based on applicable laws, in the current financial year.

Name and brief details of the project	SIA notification no.	Date of notification	Whether conducted by independent external agency	Results communicated in public domain	Relevant Web link
Impact Assessment was carried out for the CSR contribution given to Samta Foundation. The Report is annexed to Annexure B to the Directors Report.	NA	29-03-2025	Yes	Yes	<a href="http://www.gijantapharma.com">www.gijantapharma.com</a>

Award for One Decade Excellence in CSR (Jul 2024) by Governor of Maharashtra.

This award highlights our unwavering commitment to impactful CSR activities to uplift underprivileged and economically disadvantaged groups

2. Provide information on project(s) for which ongoing Rehabilitation and Resettlement (R&R) is being undertaken by your entity

NA

3. Describe the mechanisms to receive and redress grievances of the community.

The company actively implements community welfare programs in collaboration with trusted implementation agencies. These partnerships establish clear communication channels for communities to raise concerns and ensure they are promptly addressed.

4. Percentage of input material (inputs to total inputs by value) sourced from suppliers:

	FY 2024-2025	PY 2023-2024
Directly sourced from MSMEs/ small producers	12.46%	16%
Directly from within India	80.98%	92%

**Note:**

a. The data is reported on standalone basis.

b. The figures for the current year are not directly comparable to the previous year due to updated guidelines as per the Industry Standards.

Link to the Industry Standards: <https://nsearchives.nseindia.com/web/sites/default/files/inline-files/Industry%20Standards%20Note%20on%20BRSR%20with%20Annexure.pdf>

5. Job creation in smaller towns - Disclose wages paid to persons employed (including employees or workers employed on a permanent or non-permanent / on contract basis) in the following locations, as % of total wage cost

Particulars	FY 2024-2025	PY 2023-2024
	% of Job creation in Rural areas	% of Job creation in Rural areas
Rural	5%	5%
Semi-urban	18%	20%
Urban	7%	7%
Metropolitan	70%	68%

**Note:**

The data is reported on a standalone basis and is based on the CTC of staff.

Leadership Indicators

1. Provide details of actions taken to mitigate any negative social impacts identified in the Social Impact Assessments. (Reference: Question 1 of Essential Indicators above)

Details of negative social impact identified	Corrective action taken
There are no negative social impacts identified in the Social Impact Assessments	Nil

2. Provide the following information on CSR projects undertaken by your entity in designated aspirational districts as identified by government bodies.

(₹ in Cr)			
Sl.No	State	Aspirational District	Amount spent (in INR)
1	Maharashtra	Gadchiroli	₹ 0.38
2	Maharashtra	Nandurbar	₹ 0.23
3	Maharashtra	Osmanabad	₹ 0.12
4	Maharashtra	Washim	₹ 1.01

3. Preferential procurement policy.

- i. Do you have a preferential procurement policy where you give preference to purchase from suppliers comprising marginalised /vulnerable groups?
- Yes
- ii. From which marginalised /vulnerable groups do you procure?
- Registered MSME vendors
- iii. What percentage of total procurement (by value) does it constitute?
- 15%

4. Details of the benefits derived and shared from the intellectual properties owned or acquired by your entity (in the current financial year), based on traditional knowledge.

NA

5. Details of corrective actions taken or underway, based on any adverse order in intellectual property related disputes wherein usage of traditional knowledge is involved.

NA

Name of authority	Brief of the Case	Corrective action taken
Nil	Nil	Nil

Business Responsibility and Sustainability Report

6. Details of beneficiaries of CSR Projects.

CSR Project	No. of persons benefitted from CSR Projects	% of beneficiaries from vulnerable and marginalised groups
Medical Activities & Family Planning	2,13,000	100%
Educational Activities	1,05,000	100%
Sports & Others	10,000	Nil

**PRINCIPLE 9: Businesses should engage with and provide value to their consumers in a responsible manner.**

Essential Indicators

1. Describe the mechanisms in place to receive and respond to consumer complaints and feedback.

The company follows standardised procedures for handling and investigating product quality complaints from customers. Upon receiving a complaint, the QA team conducts a preliminary assessment and initiates Corrective and Preventive Actions (CAPA). All complaints are thoroughly investigated within 30 working days, and appropriate measures are taken to prevent recurrence.

Following the investigation, the QA team sends a Complaint Reply Form and waits for 15 working days to receive feedback from the complainant before closing the complaint.

Additionally, Ajanta’s website features a ‘Contact Us’ tab with an ‘Enquiry’ section, allowing individuals to submit product complaints or feedback easily. For further convenience, a dedicated email address ([product.complaint@ajantapharma.com](mailto:product.complaint@ajantapharma.com)) is available for consumers and stakeholders to submit grievances and feedback directly.

2. Turnover of products and / services as a percentage of turnover from all products/service that carry information about

	Percentage to total turnover
Environmental and social parameters relevant to the product	100%
Safe and responsible usage	100%
Recycling and/or safe disposal	100%

3. Number of consumer complaints in respect of the following:

Particulars	FY 2024-2025			PY 2023-2024		
	Received during the year	Pending resolution at end of year	Remarks	Received during the year	Pending resolution at end of year	Remarks
Data privacy	Nil	Nil	Nil	Nil	Nil	Nil
Advertising	Nil	Nil	Nil	Nil	Nil	Nil
Cyber-security	Nil	Nil	Nil	Nil	Nil	Nil
Delivery of essential services	Nil	Nil	Nil	Nil	Nil	Nil
Restrictive Trade Practices	Nil	Nil	Nil	Nil	Nil	Nil
Unfair Trade Practices	Nil	Nil	Nil	Nil	Nil	Nil
Other product quality related	183	17	Nil	188	12	Nil

4. Details of instances of product recalls on account of safety issues.

NIL

5. Does the entity have a framework/ policy on cyber security and risks related to data privacy?

Yes, The company has a comprehensive cybersecurity framework in place, designed to address risks related to data privacy and safeguard sensitive information. Our policy outlines best practices for data protection, network security, and incident management to mitigate the risks of cyber threats. We ensure compliance with relevant data privacy regulations and continually update our practices to stay ahead of emerging cybersecurity challenges.

Link of the Policy: <https://ajantapharma.com//images/Risk-Management-Policy-And-Plan.pdf>

6. Provide details of any corrective actions taken or underway on issues relating to advertising, and delivery of essential services; cyber security and data privacy of customers; re-occurrence of instances of product recalls; penalty / action taken by regulatory authorities on safety of products / services.

No penalties or regulatory actions have been levied or taken based on the above-mentioned parameters, and there have been no instances of product recalls this year.

7. Provide the following information relating to data breaches

- a. Number of instances of data breaches along with impact – 0
- b. Percentage of data breaches involving personally identifiable information of customers – 0
- c. Impact, if any, of the data breaches – Not Applicable

Note:

The details are reported on standalone basis. There are no cases of data breaches during the year.

Leadership Indicators

1. Channels / platforms where information on products and services of the entity can be accessed (provide web link, if available).

Our website offers information on our leading products in different segments and markets. Detailed information about each product is provided in the product leaflets. Our website can be accessed at - <https://www.ajantapharma.com>

2. Steps taken to inform and educate consumers about safe and responsible usage of products and/or services.

The information label on each product provides consumers with details on pharmacokinetics, safe usage instructions, ingredient sourcing, composition, mechanism of action, clinical pharmacology, product interactions, side effects, and storage guidelines, among other information.

3. Mechanisms in place to inform consumers of any risk of disruption/discontinuation of essential services.

NA

4. Entity display product information

- i. Does the entity display product information on the product over and above what is mandated as per local laws?  
Yes, as under:-  
The product information displayed complies with local laws/FDA regulations:  
For Drug Category Products: Instructions/warnings/cautions are provided in a red-coloured box.  
For Cosmetic Products: Directions for use/ indications/ precautions are provided.  
For Food Licenses: Symbolic indications for Veg/Non-veg sources are included.  
The plastic recycling triangle symbol is displayed on plastic packaging components. We offer customer care services to address inquiries related to products and provide solutions.
- ii. Did your entity carry out any survey with regard to consumer satisfaction relating to the major products / services of the entity, significant locations of operation of the entity or the entity as a whole?  
No

Assurance Report

INDEPENDENT PRACTITIONER’S REASONABLE ASSURANCE REPORT ON IDENTIFIED SUSTAINABILITY INFORMATION IN AJANTA PHARMA LIMITED’S BUSINESS RESPONSIBILITY AND SUSTAINABILITY REPORT

To the Board of Directors of Ajanta Pharma Limited,

1. We have undertaken to perform reasonable assurance engagement, for Ajanta Pharma Limited (the “Company” or “APL”) vide our engagement letter dated 16/12/2024 in respect of the agreed Sustainability Information listed below (the “Identified Sustainability Information” or “BRSR Core indicators”) in accordance with the Criteria stated in paragraph 3 below. This Sustainability Information is included in the Business Responsibility and Sustainability Report (“BRSR”) of the Company for the year ended March 31<sup>st</sup>, 2025. This engagement was conducted by our multidisciplinary team including assurance practitioners, environmental engineers and specialists.
2. Identified Sustainability Information
- Our scope of reasonable assurance consists of the BRSR Core indicators listed in the Appendix I to our report. The reporting boundary of the BRSR is as disclosed in Question 13 of Section A: General Disclosures of the BRSR with exceptions disclosed by way of note under respective questions of the BRSR, where applicable.
- Our reasonable assurance engagement was with respect to the year ended March 31<sup>st</sup>, 2025 information only and we have not performed any procedures with respect to earlier periods, and any elements thereto, and, therefore, do not express any opinion thereon.
3. Criteria
- The Criteria used by the Company to prepare the Identified Sustainability Information is as under:
- The criteria used is the “BRSR Core”, which is a subset of the BRSR, consisting of a set of Key Performance Indicators (“KPIs”)/ metrics under nine Environmental, Social and Governance (“ESG”) attributes, as per the format of BRSR Core specified in Annexure 17A, read with the format of BRSR and the Guidance Note given in Annexure 16 and 17, respectively, of the SEBI Master Circular for ‘compliance with the provisions of the SEBI LODR Regulations, 2025 by Listed Entities’ dated November 11, 2024, and the SEBI Circular on the ‘Industry Standards on Reporting of BRSR Core’ dated December 20, 2024 (collectively referred to as the “SEBI Circulars”).
4. Management’s Responsibility
- The Company’s management is responsible for selecting or establishing suitable criteria for preparing the Identified Sustainability Information including the reporting boundary of the BRSR, disclosing environmental information basis operational control approach, taking into account applicable laws and regulations including the SEBI circulars, related to reporting on the Identified Sustainability Information, identification of key aspects, engagement with stakeholders, content, preparation and presentation of the Identified Sustainability Information in accordance with the Criteria. This responsibility includes design, implementation and maintenance of internal controls relevant to the preparation of the BRSR and the measurement of Identified Sustainability Information, which is free from material misstatement, whether due to fraud or error.
- The Management and the Board of Directors of the Company are also responsible for overseeing the Company’s compliance with the requirements of LODR Regulations and the SEBI Circular in relation to the BRSR Core.
5. Inherent limitations
- The absence of a significant body of established practice on which to draw to evaluate and measure non-financial information allows for different, but acceptable, measures and measurement techniques and can affect comparability between companies.
- Measurement of certain amounts and BRSR Core metrics, some of which are estimates, is subject to inherent measurement uncertainty, for example, GHG emissions, water footprint, energy footprint, waste. Obtaining sufficient appropriate evidence to support our opinion does not reduce the uncertainty in the amounts and metrics.
6. Our Independence and Quality Control
- We have maintained our independence and confirm that we have met the requirements of the Code of Ethics issued by the Institute of Chartered Accountants of India (the “ICAI”) and the SEBI Circular No. SEBI/HO/CFD/CFD-SEC-2/P/CIR/2023/122 dated July 12, 2023, and its clarifications thereto and have the required competencies and experience to conduct this assurance engagement.

We apply Standard on Quality Control (the “SQC”) 1, “Quality Control for Firms that Perform Audits and Reviews of Historical Financial Information, and Other Assurance and Related Services Engagements”, and accordingly maintain a comprehensive system of quality control including documented policies and procedures regarding compliance with ethical requirements, professional standards, and applicable legal and regulatory requirements.

7. Our Responsibility

Our responsibility is to express a reasonable assurance opinion on the Identified Sustainability Information listed in Appendix I based on the procedures we have performed and evidence we have obtained.

We conducted our engagement in accordance with the Standard on Sustainability Assurance Engagements (SSAE) 3000, “Assurance Engagements on Sustainability Information”, and Standard on Assurance Engagements (SAE) 3410 “Assurance Engagements on Greenhouse Gas Statements” (together the “Standards”), both issued by the Sustainability Reporting Standards Board (the “SRSB”) of the ICAI.

These Standards require that we plan and perform our engagement to obtain reasonable assurance about whether the Identified Sustainability Information listed in Appendix I and included in the BRSR are prepared, in all material respects, in accordance with the Criteria.

As part of reasonable assurance engagement in accordance with the Standards, we exercise professional judgment and maintain professional scepticism throughout the engagement.

8. Reasonable Assurance

A reasonable assurance engagement involves identifying and assessing the risks of material misstatement of the Identified Sustainability Information whether due to fraud or error, responding to the assessed risks as necessary in the circumstances.

The procedures we performed were based on our professional judgment and included inquiries, observation of processes performed, inspection of documents, evaluating the appropriateness of quantification methods and reporting policies and agreeing or reconciling with underlying records.

Given the circumstances of the engagement, in performing the procedures listed above, we:

- » Obtained an understanding of the Identified Sustainability Information and related disclosures.
- » Obtained an understanding of the assessment criteria and their suitability for the evaluation and/or measurements of the Identified Sustainability Information.
- » Made inquiries of Company’s management, including engineering team, quality team, finance team, human resource team amongst others and those with the responsibility for preparation of the BRSR.
- » Obtained an understanding and performed an evaluation of the design of the key systems, processes and controls for recording, processing and reporting on the Identified Sustainability Information at the corporate office and at other locations/offices on a sample basis under the reporting boundary. This included evaluating the design of those controls relevant to the engagement and determining whether they have been implemented by performing procedures in addition to inquiry of the personnel responsible for the Identified Sustainability Information.
- » Based on the above understanding and the risks that the Identified Sustainability Information may be materially misstated, determined the nature, timing and extent of further procedures.
- » Where applicable, for the Identified Sustainability Information in the BRSR, we have relied on the information in the audited standalone/ consolidated financial statements of the Company for the year ended March 31, 2025 and the underlying trial balance.
- » Evaluated the reasonableness and appropriateness of significant estimates and judgements made by the management in the preparation of the Identified Sustainability Information.
- » Tested the Company’s process for collating the sustainability information through agreeing or reconciling the Identified Sustainability Information with the underlying records on a sample basis.
- » Tested the consolidation working of the corporate office and other locations/offices on a sample basis under the reporting boundary for ensuring the completeness of data being reported; and
- » Obtained representations from the Company’s management.

We also performed such other procedures as we considered necessary in the circumstances.

We believe that the evidence we have obtained is sufficient and appropriate to provide a basis for our reasonable assurance opinion.

# Assurance Report

## 9. Exclusions

Our assurance scope excludes the following and therefore we do not express an opinion on:

- » Operations of the Company other than the Identified Sustainability Information in Appendix I;
- » Aspects of the BRSR and the data/information (qualitative or quantitative) included in the BRSR other than the Identified Sustainability Information; and
- » Data and information outside the defined reporting period i.e., April 1, 2024 – March 31, 2025;
- » The statements that describe expression of opinion, belief, aspiration, expectation, aim, or future intentions provided by the Company.

## 10. Other information

The Company’s management is responsible for the other information. The other information comprises the information included within the BRSR other than Identified Sustainability Information and our independent assurance report dated 13-06-2025 thereon.

Our opinion on the Identified Sustainability Information does not cover the other information and we do not express any form of assurance thereon.

In connection with our assurance engagement of the Identified Sustainability Information, our responsibility is to read the other information and, in doing so, consider whether the other information is materially inconsistent with the Identified Sustainability Information or otherwise appears to be materially misstated.

If, based on the work we have performed, we conclude that there is a material misstatement of this other information, we are required to report that fact. We have nothing to report in this regard.

## 11. Reasonable Assurance Opinion

Based on the procedures we have performed and the evidence we have obtained, the Company’s Identified Sustainability Information listed in Appendix for the year ended March 31, 2025 (as stated under “Identified Sustainability Information”) are prepared in all material respects, in accordance with the criteria (as stated under “Criteria”).

## 12. Restriction on use

Our Reasonable Assurance report has been prepared and addressed to the Board of Directors of the Company at the request of the Company solely, to assist the Company in reporting on Company’s sustainability performance and activities.

Accordingly, we accept no liability to anyone, other than the Company. Our Reasonable Assurance report should not be used for any other purpose or by any person other than the addressees of our report. We neither accept nor assume any duty of care or liability for any other purpose or to any other party to whom our report is shown or into whose hands it may come without our prior consent in writing.

For **Vinay and Keshava LLP**  
Chartered Accountants,  
Firm Reg No.: 005586S/S-200008

**CA Prasanna K S**  
Partner  
Membership No: 232959  
UDIN: 25232959BMNTBY1191

Place: Bengaluru  
Date: 13-06-2025

## APPENDIX I

Identified Sustainability Information subject to Reasonable Assurance

Sl.	Reporting Standard Reference	Indicator Number
<b>Section C: Principle [P] Wise Performance Disclosures- Essential Indicators [E]</b>		
1.	P-1: Businesses should conduct and govern themselves with integrity, and in a manner that is Ethical, Transparent and Accountable.	E-8: Number of days of accounts payables ((Accounts payable *365) / Cost of goods/services procured). E-9: Details of concentration of purchases and sales with trading houses, dealers, and related parties along with loans and advances and investments, with related parties.
2.	P-3: Businesses should respect and promote the well-being of all employees, including those in their value chains.	E-1c: Spending on measures towards well-being of employees and workers (including permanent and other than permanent). E-11: Details of safety-related incidents.
3.	P-5: Businesses should respect and promote human rights.	E-3b: Gross wages paid to females as % of total wages paid by the entity. E-7: Complaints filed under the Sexual Harassment of Women at Workplace (Prevention, Prohibition and Redressal) Act, 2013.
4.	P-6: Businesses should respect and make efforts to protect and restore the environment.	E-1: Details of total energy consumption (in Joules or multiples) and energy intensity. E-3: Disclosures related to water withdrawal and consumption (in kilo liters) and its Intensity. E-4: Details related to water discharged (in kilo liters). E-7: Details of greenhouse gas emissions (Scope 1 and Scope 2 emissions) and its intensity. E-9: Details related to Waste management. Each category of waste generated (in metric tonnes) and its intensity, total waste recovered through recycling, re-using or other recovery operations (in metric tonnes) and total waste disposed by nature of disposal method (in metric tonnes).
5.	P-8: Businesses should promote inclusive growth and equitable development.	E-4: Percentage of input material (inputs to total inputs by value) sourced from suppliers. E-5: Job creation in smaller towns - wages paid to persons employed (including employees or workers employed on a permanent or non-permanent / on contract basis), as % of total wage cost.
6.	P-9: Businesses should engage with and provide value to their consumers in a responsible manner.	E-7: Information relating to data breaches.

# Independent Auditor's Report

To the Members of  
Ajanta Pharma Limited

## Report on the Audit of the Consolidated Financial Statements

### Opinion

We have audited the consolidated financial statements of Ajanta Pharma Limited (hereinafter referred to as the "Holding Company") and its subsidiaries (Holding Company and its subsidiaries together referred to as "the Group"), which comprise the consolidated balance sheet as at 31 March 2025, and the consolidated statement of profit and loss (including other comprehensive income), consolidated statement of changes in equity and consolidated statement of cash flows for the year then ended, and notes to the consolidated financial statements, including material accounting policies and other explanatory information (hereinafter referred to as "the consolidated financial statements").

In our opinion and to the best of our information and according to the explanations given to us, and based on the consideration of reports of the other auditors on separate financial statements of such subsidiaries as were audited by the other auditors, the aforesaid consolidated financial statements give the information required by the Companies Act, 2013 ("Act") in the manner so required and give a true and fair view in conformity with the accounting principles generally accepted in India, of the consolidated state of affairs of the Group as at 31 March 2025, of its consolidated profit and other comprehensive income, consolidated

changes in equity and consolidated cash flows for the year then ended.

### Basis for Opinion

We conducted our audit in accordance with the Standards on Auditing (SAs) specified under Section 143(10) of the Act. Our responsibilities under those SAs are further described in the Auditor's Responsibilities for the Audit of the Consolidated Financial Statements section of our report. We are independent of the Group in accordance with the ethical requirements that are relevant to our audit of the consolidated financial statements in terms of the Code of Ethics issued by the Institute of Chartered Accountants of India and the relevant provisions of the Act, and we have fulfilled our other ethical responsibilities in accordance with these requirements. We believe that the audit evidence obtained by us along with the consideration of reports of the other auditors referred to in paragraph (a) of the "Other Matter" section below, is sufficient and appropriate to provide a basis for our opinion on the consolidated financial statements.

### Key Audit Matter

Key audit matters are those matters that, in our professional judgment, were of most significance in our audit of the consolidated financial statements of the current period. These matters were addressed in the context of our audit of the consolidated financial statements as a whole, and in forming our opinion thereon, and we do not provide a separate opinion on these matters.

### Key audit matter

See Note 7.9, 37 and 53 to consolidated financial statements

The key audit matter
Revenue from sale of products is recognised at a point in time when control of the products is transferred to the customer. The actual point in time when revenue is recognised varies depending on the specific terms and conditions of the sales contracts entered with customers. The Group has numerous customers operating in multiple geographies and sales contracts with these customers have distinct terms and conditions relating to the recognition of revenue, the right of return and price adjustments. Contractual arrangements as well as regulatory requirements in various geographies result in adjustments to gross sales price. These adjustments arise from the Group's obligations to customers towards chargebacks, rebates, product recalls, medicaid, allowances, supply penalties and right of return ("variable consideration"). As stated in Note 37 to the consolidated financial statements, revenue from the sale of goods is measured after adjusting the effects of variable consideration

How the matter was addressed in our audit
Our audit procedures in respect of revenue recognition included the following:  » Verifying the accounting policies adopted by the Company with respect to recognition of revenue by comparing with the applicable accounting standards.  » Testing the design, implementation and operating effectiveness of the Company's manual and automated controls designed over recognition of revenue and accrual for variable consideration.  » Performing substantive testing of selected samples of revenue transactions recorded during the year as well as at year-end. We used statistical sampling and verified contractual terms of sales invoices / contracts, shipping documents and acknowledged delivery receipts for those transactions.  » Performing substantive procedures to verify period end accruals for adjustment on account of variable consideration.

The key audit matter
We identified the recognition of revenue from sale of products as a key audit matter considering:  Revenue is a key performance indicator for the Company. Accordingly, there could be pressure to meet the expectations of investors / other stakeholders and / or to meet revenue targets stipulated in performance incentive schemes for a reporting period. We have considered that there is a risk of fraud related to revenue being overstated by recognition in the wrong period or before control has passed during the year and at period end. Adjustments made with respect to variable consideration are based on contractual arrangements, market conditions and accumulated experience which requires judgement and estimation by the Group and change in these estimates can have a significant financial impact.

### Other Information

The Holding Company's Management and Board of Directors are responsible for the other information. The other information comprises the information included in the Holding Company's annual report, but does not include the financial statements and auditor's report thereon.

Our opinion on the consolidated financial statements does not cover the other information and we do not express any form of assurance conclusion thereon.

In connection with our audit of the consolidated financial statements, our responsibility is to read the other information and, in doing so, consider whether the other information is materially inconsistent with the consolidated financial statements or our knowledge obtained in the audit or otherwise appears to be materially misstated. If, based on the work we have performed, we conclude that there is a material misstatement of this other information, we are required to report that fact. We have nothing to report in this regard.

### Management's and Board of Directors Responsibilities for the Consolidated Financial Statements

The Holding Company's Management and Board of Directors are responsible for the preparation and presentation of these consolidated financial statements in term of the requirements of the Act that give a true and fair view of the consolidated state of affairs, consolidated profit/ loss and other comprehensive income, consolidated statement of changes in equity and consolidated cash flows of the Group in accordance with the accounting principles generally accepted in India, including the Indian Accounting Standards (Ind AS) specified under Section 133 of the Act. The respective Management and Board of Directors of the companies included in the Group are responsible for maintenance of adequate accounting records in accordance with the provisions of the Act for safeguarding the assets of each company and for preventing and detecting frauds and other irregularities; the selection and application

How the matter was addressed in our audit
» Examining high risk journal entries and other adjustments that contain unusual combinations of credit to revenue with no associated debit to cash, debtors, or another revenue account.  » We assessed the adequacy of the disclosures made in the financial statements as per the requirement of Ind AS 115 Revenue from contracts with customers

of appropriate accounting policies; making judgments and estimates that are reasonable and prudent; and the design, implementation and maintenance of adequate internal financial controls, that were operating effectively for ensuring the accuracy and completeness of the accounting records, relevant to the preparation and presentation of the consolidated financial statements that give a true and fair view and are free from material misstatement, whether due to fraud or error, which have been used for the purpose of preparation of the consolidated financial statements by the Management and Board of Directors of the Holding Company, as aforesaid.

In preparing the consolidated financial statements, the respective Management and Board of Directors of the companies included in the Group are responsible for assessing the ability of each company to continue as a going concern, disclosing, as applicable, matters related to going concern and using the going concern basis of accounting unless the respective Board of Directors either intends to liquidate the Company or to cease operations, or has no realistic alternative but to do so.

The respective Board of Directors of the companies included in the Group are responsible for overseeing the financial reporting process of each company.

### Auditor's Responsibilities for the Audit of the Consolidated Financial Statements

Our objectives are to obtain reasonable assurance about whether the consolidated financial statements as a whole are free from material misstatement, whether due to fraud or error, and to issue an auditor's report that includes our opinion. Reasonable assurance is a high level of assurance, but is not a guarantee that an audit conducted in accordance with SAs will always detect a material misstatement when it exists. Misstatements can arise from fraud or error and are considered material if, individually or in the aggregate, they could reasonably be expected to influence the economic decisions of users taken on the basis of these consolidated financial statements.

Independent Auditor’s Report

As part of an audit in accordance with SAs, we exercise professional judgment and maintain professional skepticism throughout the audit. We also:

- » Identify and assess the risks of material misstatement of the consolidated financial statements, whether due to fraud or error, design and perform audit procedures responsive to those risks, and obtain audit evidence that is sufficient and appropriate to provide a basis for our opinion. The risk of not detecting a material misstatement resulting from fraud is higher than for one resulting from error, as fraud may involve collusion, forgery, intentional omissions, misrepresentations, or the override of internal control.
- » Obtain an understanding of internal control relevant to the audit in order to design audit procedures that are appropriate in the circumstances. Under Section 143(3)(i) of the Act, we are also responsible for expressing our opinion on whether the company has adequate internal financial controls with reference to financial statements in place and the operating effectiveness of such controls.
- » Evaluate the appropriateness of accounting policies used and the reasonableness of accounting estimates and related disclosures made by the Management and Board of Directors.
- » Conclude on the appropriateness of the Management and Board of Directors use of the going concern basis of accounting in preparation of consolidated financial statements and, based on the audit evidence obtained, whether a material uncertainty exists related to events or conditions that may cast significant doubt on the appropriateness of this assumption. If we conclude that a material uncertainty exists, we are required to draw attention in our auditor’s report to the related disclosures in the consolidated financial statements or, if such disclosures are inadequate, to modify our opinion. Our conclusions are based on the audit evidence obtained up to the date of our auditor’s report. However, future events or conditions may cause the Group to cease to continue as a going concern.
- » Evaluate the overall presentation, structure and content of the consolidated financial statements, including the disclosures, and whether the consolidated financial statements represent the underlying transactions and events in a manner that achieves fair presentation.
- » Obtain sufficient appropriate audit evidence regarding the financial statements of such entities or business activities within the Group to express an opinion on the consolidated financial statements. We are responsible for the direction, supervision and performance of the audit of the financial statements of such entities included in the consolidated financial statements of which we

are the independent auditors. For the other entities included in the consolidated financial statements, which have been audited by other auditors, such other auditors remain responsible for the direction, supervision and performance of the audits carried out by them. We remain solely responsible for our audit opinion. Our responsibilities in this regard are further described in paragraph (a) of the section titled “Other Matter” in this audit report.

We communicate with those charged with governance of the Holding Company and such other entities included in the consolidated financial statements of which we are the independent auditors regarding, among other matters, the planned scope and timing of the audit and significant audit findings, including any significant deficiencies in internal control that we identify during our audit.

We also provide those charged with governance with a statement that we have complied with relevant ethical requirements regarding independence, and to communicate with them all relationships and other matters that may reasonably be thought to bear on our independence, and where applicable, related safeguards.

From the matters communicated with those charged with governance, we determine those matters that were of most significance in the audit of the consolidated financial statements of the current period and are therefore the key audit matters. We describe these matters in our auditor’s report unless law or regulation precludes public disclosure about the matter or when, in extremely rare circumstances, we determine that a matter should not be communicated in our report because the adverse consequences of doing so would reasonably be expected to outweigh the public interest benefits of such communication.

**Other Matter**

a. We did not audit the financial statements of 3 subsidiaries, whose financial statements reflects total assets (before consolidation adjustments) of Rs. 284.12 Crores as at 31 March 2025, total revenues (before consolidation adjustments) of Rs. 364.50 Crores and net cash flows (before consolidation adjustments) amounting to Rs. (3.98) Crores for the period ended on that date, as considered in the consolidated financial statements. These financial statements have been audited by other auditors whose reports have been furnished to us by the Management and our opinion on the consolidated financial statements, in so far as it relates to the amounts and disclosures included in respect of these subsidiaries, and our report in terms of sub-section (3) of Section 143 of the Act, in so far as it relates to the aforesaid subsidiaries is based solely on the reports of the other auditors.

Our opinion on the consolidated financial statements, and our report on Other Legal and Regulatory Requirements below, is not modified in respect of the above matter with respect to our reliance on the work done and the reports of the other auditors.

**Report on Other Legal and Regulatory Requirements**

1. As required by the Companies (Auditor’s Report) Order, 2020 (“the Order”) issued by the Central Government of India in terms of Section 143(11) of the Act, we give in the “Annexure A” a statement on the matters specified in paragraphs 3 and 4 of the Order, to the extent applicable.

2 A. As required by Section 143(3) of the Act, based on our audit and on the consideration of reports of the other auditors on separate financial statements of such subsidiaries, as were audited by other auditors, as noted in the “Other Matter” paragraph, we report, to the extent applicable, that:

a. We have sought and obtained all the information and explanations which to the best of our knowledge and belief were necessary for the purposes of our audit of the aforesaid consolidated financial statements.

b. In our opinion, proper books of account as required by law relating to preparation of the aforesaid consolidated financial statements have been kept so far as it appears from our examination of those books and the reports of the other auditors except for the matter stated in the paragraph 2B(f) below on reporting under Rule 11(g) of the Companies (Audit and Auditors) Rules, 2014.

c. The consolidated balance sheet, the consolidated statement of profit and loss (including other comprehensive income), the consolidated statement of changes in equity and the consolidated statement of cash flows dealt with by this Report are in agreement with the relevant books of account maintained for the purpose of preparation of the consolidated financial statements.

d. In our opinion, the aforesaid consolidated financial statements comply with the Ind AS specified under Section 133 of the Act.

e. On the basis of written representation received from the directors of the Holding company as on 1 April 2025 taken on record by the Board of Directors of the Holding Company, none of the Directors

of the group Companies incorporated in India is disqualified as on 31 March 2025 from being appointed as a director in terms of section 164(2) of the Act.

f. the modification relating to the maintenance of accounts and other matters connected therewith are as stated in the paragraph 2A(B) above on reporting under Section 143(3) (b) of the Act and paragraph 2B(f) below on reporting under Rule 11(g) of the Companies (Audit and Auditors) Rules, 2014.

g. With respect to the adequacy of the internal financial controls with reference to financial statements of the Holding Company incorporated in India and the operating effectiveness of such controls, refer to our separate Report in “Annexure B”.

B. With respect to the other matters to be included in the Auditor’s Report in accordance with Rule 11 of the Companies (Audit and Auditors) Rules, 2014, in our opinion and to the best of our information and according to the explanations given to us and based on the consideration of the reports of the other auditors on separate financial statements of the subsidiaries, as noted in the “Other Matter” paragraph:

a. The consolidated financial statements disclose the impact of pending litigations as at 31 March 2025 on the consolidated financial position of the Group. Refer Note 56 to the consolidated financial statements.

b. The Group did not have any material foreseeable losses on long-term contracts including derivative contracts during the year ended 31 March 2025.

c. There has been no delay in transferring amounts to the Investor Education and Protection Fund by the Holding Company incorporated in India during the year ended 31 March 2025.

d. (i) The management has represented that, to the best of its knowledge and belief, as disclosed in the Note 68 I(i) to the consolidated financial statements, no funds have been advanced or loaned or invested (either from borrowed funds or share premium or any other sources or kind of funds) by the Holding Company to or in any other person(s) or entity(ies), including foreign entities (“Intermediaries”),

# Independent Auditor's Report

- with the understanding, whether recorded in writing or otherwise, that the Intermediary shall directly or indirectly lend or invest in other persons or entities identified in any manner whatsoever by or on behalf of the Holding Company ("Ultimate Beneficiaries") or provide any guarantee, security or the like on behalf of the Ultimate Beneficiaries.

(ii) The management has represented that, to the best of its knowledge and belief, as disclosed in the Note 68 I(ii) to the consolidated financial statements, no funds have been received by the Holding Company from any person(s) or entity(ies), including foreign entities ("Funding Parties"), with the understanding, whether recorded in writing or otherwise, that the Holding Company shall directly or indirectly, lend or invest in other persons or entities identified in any manner whatsoever by or on behalf of the Funding Parties ("Ultimate Beneficiaries") or provide any guarantee, security or the like on behalf of the Ultimate Beneficiaries

(iii) Based on the audit procedures that have been considered reasonable and appropriate in the circumstances, nothing has come to our notice that has caused us to believe that the representations under sub-clause (i) and (ii) of Rule 11(e), as provided under (i) and (ii) above, contain any material misstatement.

e. The interim dividend declared and paid by the Holding Company during the year and until the date of this audit report is in accordance with Section 123 of the Act.
- f. Based on our examination which included test checks, the Company has used an accounting software for maintaining its books of account which has a feature of audit trail (edit log) facility and the same has operated throughout the year for all relevant transactions recorded in the software except that the audit trail was not enabled (i) at the database level to log any direct data changes; (ii) at the application level for two fields relating to production and inventory and (iii) for certain direct changes at the application level which were performed by users having privileged access rights. Further, where audit trail (edit log) facility was enabled and operated throughout the year, we did not come across any instance of audit trail feature being tampered with. Additionally, except where the audit trail was not enabled in the prior year, the audit trail has been preserved by the Company as per the statutory requirements for record retention.

C. In our opinion and according to the information and explanations given to us, the remuneration paid during the current year by the Holding Company to its directors is in accordance with the provisions of Section 197 of the Act. The remuneration paid to any director by the Holding Company is not in excess of the limit laid down under Section 197 of the Act. The Ministry of Corporate Affairs has not prescribed other details under Section 197(16) of the Act which are required to be commented upon by us.

For **B S R & Co. LLP**

Chartered Accountants

Firm's Registration No.: 101248W/W-100022

**Rekha Shenoy**

Partner

Place: Mumbai                      Membership No.: 124219

Date: 30 April 2025                      ICAI

UDIN: 25124219BMOOVO9798

# Annexure A to the Independent Auditor's Report

on the Consolidated Financial Statements of Ajanta Pharma Limited for the year ended 31 March 2025

(Referred to in paragraph 1 under 'Report on Other Legal and Regulatory Requirements' section of our report of even date)

(xxi) According to the information and explanations given to us and based on our examination, there are no companies included in the consolidated financial statements of the Holding Company which are companies incorporated in India except the Holding Company. The Companies (Auditor's Report) Order, 2020 of the Holding Company did not include any unfavourable answers or qualifications or adverse remarks.

Place: Mumbai  
Date: 30 April 2025

For **B S R & Co. LLP**

Chartered Accountants

Firm's Registration No.: 101248W/W-100022

**Rekha Shenoy**

Partner

Membership No.: 124219

ICAI UDIN: 25124219BMOOVO9798

# Annexure B to the Independent Auditor’s Report

on the consolidated financial statements of Ajanta Pharma Limited for the year ended 31 March 2025

Report on the internal financial controls with reference to the aforesaid consolidated financial statements under Clause (i) of Sub-section 3 of Section 143 of the Act

(Referred to in paragraph 2(A)(g) under ‘Report on Other Legal and Regulatory Requirements’ section of our report of even date)

## Opinion

In conjunction with our audit of the consolidated financial statements of Ajanta Pharma Limited (hereinafter referred to as “the Holding Company”) as of and for the year ended 31 March 2025, we have audited the internal financial controls with reference to financial statements of the Holding Company , as of that date.

In our opinion, the Holding Company, has, in all material respects, adequate internal financial controls with reference to financial statements and such internal financial controls were operating effectively as at 31 March 2025, based on the internal financial controls with reference to financial statements criteria established by the Holding Company considering the essential components of such internal controls stated in the Guidance Note on Audit of Internal Financial Controls Over Financial Reporting issued by the Institute of Chartered Accountants of India (the “Guidance Note”).

## Management’s and Board of Directors’ Responsibilities for Internal Financial Controls

The Company’s Management and the Board of Directors are responsible for establishing and maintaining internal financial controls based on the internal financial controls with reference to financial statements criteria established by the Holding Company considering the essential components of internal control stated in the Guidance Note. These responsibilities include the design, implementation and maintenance of adequate internal financial controls that were operating effectively for ensuring the orderly and efficient conduct of its business, including adherence to the Holding Company’s policies, the safeguarding of its assets, the prevention and detection of frauds and errors, the accuracy and completeness of

the accounting records, and the timely preparation of reliable financial information, as required under the Act.

## Auditor’s Responsibility

Our responsibility is to express an opinion on the internal financial controls with reference to financial statements based on our audit. We conducted our audit in accordance with the Guidance Note and the Standards on Auditing, prescribed under Section 143(10) of the Act, to the extent applicable to an audit of internal financial controls with reference to financial statements. Those Standards and the Guidance Note require that we comply with ethical requirements and plan and perform the audit to obtain reasonable assurance about whether adequate internal financial controls with reference to financial statements were established and maintained and if such controls operated effectively in all material respects.

Our audit involves performing procedures to obtain audit evidence about the adequacy of the internal financial controls with reference to financial statements and their operating effectiveness. Our audit of internal financial controls with reference to financial statements included obtaining an understanding of internal financial controls with reference to financial statements, assessing the risk that a material weakness exists, and testing and evaluating the design and operating effectiveness of internal control based on the assessed risk. The procedures selected depend on the auditor’s judgement, including the assessment of the risks of material misstatement of the consolidated financial statements, whether due to fraud or error.

We believe that the audit evidence we have obtained is sufficient and appropriate to provide a basis for our audit opinion on the internal financial controls with reference to financial statements.

## Meaning of Internal Financial Controls with Reference to Financial Statements

A company’s internal financial controls with reference to financial statements is a process designed to provide reasonable assurance regarding the reliability of financial reporting and the preparation of financial statements for external purposes in accordance with generally accepted accounting principles. A company’s internal financial controls with reference to financial statements include those policies and procedures that (1) pertain to the maintenance of records that, in reasonable detail, accurately and fairly reflect the transactions and dispositions of the assets of the company; (2) provide reasonable assurance that transactions are recorded as necessary to permit preparation of financial statements in accordance with generally accepted accounting principles, and that receipts and expenditures of the company are being made only in accordance with authorisations of management and directors of the company; and (3) provide reasonable assurance regarding prevention or timely detection of unauthorised acquisition, use, or disposition of the company’s assets that could have a material effect on the financial statements.

## Inherent Limitations of Internal Financial Controls with Reference to Financial Statements

Because of the inherent limitations of internal financial controls with reference to financial statements, including the possibility of collusion or improper management override of controls, material misstatements due to error or fraud may occur and not be detected. Also, projections of any evaluation of the internal financial controls with reference to financial statements to future periods are subject to the risk that the internal financial controls with reference to financial statements may become inadequate because of changes in conditions, or that the degree of compliance with the policies or procedures may deteriorate.

For **B S R & Co. LLP**  
Chartered Accountants  
Firm’s Registration No.: 101248W/W-100022

**Rekha Shenoy**  
Partner

Place: Mumbai                      Membership No.: 124219  
Date: 30 April 2025                      ICAI  
UDIN: 25124219BMOOVO9798

# Consolidated Balance Sheet

as at 31 March 2025

₹ in Crore			
Particulars	Note	As at 31 March 2025	As at 31 March 2024
<b>ASSETS</b>			
<b>Non-current assets</b>			
(a) Property, plant and equipment	8	1,624.87	1,384.13
(b) Capital work-in-progress	8	176.27	256.45
(c) Right-of-use assets	8	90.63	80.40
(d) Other intangible assets (other than self generated)	8	46.52	14.66
(e) Financial assets			
(i) Investments	9	25.24	18.58
(ii) Other non-current financial assets	10	9.25	9.36
(f) Deferred tax assets (net)	11	186.43	134.45
(g) Income tax assets (net)	12	12.71	9.44
<b>Total non-current assets</b>		<b>2,171.92</b>	<b>1,907.47</b>
<b>Current assets</b>			
(a) Inventories	13	903.85	828.36
(b) Financial assets			
(i) Investments	14	438.71	330.05
(ii) Trade receivables	15	1,182.74	1,246.84
(iii) Cash and cash equivalents	16	175.12	129.49
(iv) Bank balances other than cash and cash equivalents	17	1.12	1.28
(v) Loans	18	2.54	33.96
(vi) Other financial assets	19	2.32	19.02
(c) Other current assets	20	123.30	133.07
		<b>2,829.70</b>	<b>2,722.07</b>
Assets classified as held for sale	21	13.33	8.85
<b>Total current assets</b>		<b>2,843.03</b>	<b>2,730.92</b>
<b>Total assets</b>		<b>5,014.95</b>	<b>4,638.39</b>
<b>EQUITY AND LIABILITIES</b>			
<b>Equity</b>			
(a) Equity share capital	22	25.07	25.27
(b) Other equity	23	3,765.22	3,542.09
<b>Total equity</b>		<b>3,790.29</b>	<b>3,567.36</b>
<b>Liabilities</b>			
<b>Non-current liabilities</b>			
(a) Financial liabilities			
(i) Lease liabilities	24	34.72	23.52
(ii) Other financial liabilities	25	1.05	1.37
(b) Other non-current liabilities	26	2.00	2.34
(c) Provisions	27	80.27	39.54
(d) Deferred tax liabilities (net)	28	110.52	108.50
<b>Total non-current liabilities</b>		<b>228.56</b>	<b>175.27</b>
<b>Current liabilities</b>			
(a) Financial liabilities			
(i) Borrowings	29	2.59	1.49
(ii) Lease liabilities	30	10.11	10.27
(iii) Trade payables			
(a) total outstanding dues of micro enterprises and small enterprises; and	31	21.55	20.64
(b) total outstanding dues of creditors other than micro enterprises and small enterprises.	31	432.65	442.56
(iv) Other financial liabilities	32	374.20	298.03
(b) Other current liabilities	33	91.12	59.73
(c) Provisions	34	23.35	17.76
(d) Income tax liabilities (net)	35	40.53	44.77
		<b>996.10</b>	<b>895.25</b>
Liabilities classified as held for sale	36	-	0.51
<b>Total current liabilities</b>		<b>996.10</b>	<b>895.76</b>
<b>Total liabilities</b>		<b>1,224.66</b>	<b>1,071.03</b>
<b>Total Equity and Liabilities</b>		<b>5,014.95</b>	<b>4,638.39</b>
Material accounting policies	1 to 7		
The notes referred to above form an integral part of the consolidated financial statements	8 to 68		

As per our report of even date attached  
For B S R & Co. LLP  
Chartered Accountants  
Firm's Registration No: 101248W/W-100022

**Rekha Shenoy**  
Partner  
Membership No.: 124219

Place: Mumbai  
Date: 30 April 2025

For and on behalf of Board of Directors of  
Ajanta Pharma Limited

**Yogesh M. Agrawal**  
Managing Director  
DIN: 00073673

**Arvind K. Agrawal**  
Chief Financial Officer

**Rajesh M. Agrawal**  
Joint Managing Director  
DIN: 00302467

**Gaurang C. Shah**  
Company Secretary  
FCS: 6696

# Consolidated Statement of Profit and Loss

for the year ended 31 March 2025

₹ in Crore			
Particulars	Note	Year ended 31 March 2025	Year ended 31 March 2024
<b>Income</b>			
Revenue from operations	37	4,648.10	4,208.71
Other income	38	94.50	84.60
<b>Total income</b>		<b>4,742.60</b>	<b>4,293.31</b>
<b>Expenses</b>			
Cost of materials consumed	39	846.60	939.43
Purchase of stock-in-trade	40	249.80	166.35
Changes in inventories of finished goods/stock-in-trade/work-in-progress	41	(25.64)	(39.21)
Employee benefits expense	42	1,089.69	900.34
Finance costs	43	20.73	7.21
Depreciation and amortisation expense	44	144.11	135.40
Other expenses	45	1,228.15	1,069.86
<b>Total expenses</b>		<b>3,553.44</b>	<b>3,179.38</b>
<b>Profit before tax</b>		<b>1,189.16</b>	<b>1,113.93</b>
Tax expense	67		
- Current tax			
For current year		337.28	298.22
For earlier years		(24.98)	23.84
- Deferred tax		(43.53)	(24.30)
<b>Total tax expense</b>		<b>268.77</b>	<b>297.76</b>
<b>Profit for the year</b>		<b>920.39</b>	<b>816.17</b>
<b>Other comprehensive income / (loss)</b>			
<b>Items that will not to be reclassified subsequently to profit or loss</b>			
Re-measurement of defined benefit liability/(assets)		(8.96)	(3.88)
Income tax relating to items that will not be reclassified to profit or loss		3.13	1.36
<b>Net other comprehensive income / (loss) that will not be reclassified subsequently to profit or loss</b>		<b>(5.83)</b>	<b>(2.52)</b>
<b>Items that will be reclassified subsequently to profit or loss</b>			
Exchange differences in translating the financial statements of foreign operations		7.68	3.33
Income tax relating to items that will be reclassified to profit or loss		-	-
<b>Net other comprehensive (loss) / income to be reclassified subsequently to profit or loss</b>		<b>7.68</b>	<b>3.33</b>
<b>Other comprehensive income / (loss) for the year (net of income tax)</b>		<b>1.85</b>	<b>0.81</b>
<b>Total comprehensive income for the year</b>		<b>922.24</b>	<b>816.98</b>
<b>Earnings Per Equity Share (Face Value ₹ 2/-)</b>	47		
Basic (₹)		73.56	64.82
Diluted (₹)		73.53	64.77
Material accounting policies	1 to 7		
The notes referred to above form an integral part of the consolidated financial statements	8 to 68		

As per our report of even date attached  
For B S R & Co. LLP  
Chartered Accountants  
Firm's Registration No: 101248W/W-100022

**Rekha Shenoy**  
Partner  
Membership No.: 124219

Place: Mumbai  
Date: 30 April 2025

For and on behalf of Board of Directors of  
Ajanta Pharma Limited

**Yogesh M. Agrawal**  
Managing Director  
DIN: 00073673

**Arvind K. Agrawal**  
Chief Financial Officer

**Rajesh M. Agrawal**  
Joint Managing Director  
DIN: 00302467

**Gaurang C. Shah**  
Company Secretary  
FCS: 6696

# Consolidated Statement of Changes in Equity

for the year ended 31 March 2025

## A. Equity Share Capital (Refer Note 22)

	Balance as at 01 April 2024	Changes in Equity Share Capital due to prior period errors	Restated balance at the beginning of the current reporting period	Changes in equity share capital during the year	Balance as at 31 March 2025
Authorised	30.00	-	30.00	-	30.00
Issued, Subscribed & Paid up	25.27	-	25.27	(0.20)	25.07

	Balance as at 01 April 2023	Changes in Equity Share Capital due to prior period errors	Restated balance at the beginning of the current reporting period	Changes in equity share capital during the year	Balance as at 31 March 2024
Authorised	30.00	-	30.00	-	30.00
Issued, Subscribed & Paid up	25.27	-	25.27	-	25.27

## B. Other Equity (Refer Note 23)

Particulars	Reserves and Surplus					Other Comprehensive Income		Total	Non-Controlling Interests	Total Equity
	Capital Redemption Reserve	Securities Premium	General Reserve	Employee Stock Options Outstanding Account	Retained Earnings	Foreign Currency Translation Reserve	Other items (Re-measurement gains (losses) on defined benefit plans)			
Balance as at 1 April 2023	0.44	-	211.04	0.34	3,141.27	18.00	(8.37)	3,362.72	-	3,362.72
Profit for the period	-	-	-	-	816.17	-	-	816.17	-	816.17
Other comprehensive income	-	-	-	-	-	3.33	(2.52)	0.81	-	0.81
Total comprehensive income	-	-	-	-	816.17	3.33	(2.52)	816.98	-	816.98
Exercised Stock Options	-	-	-	5.68	-	-	-	5.68	-	5.68
Expense & Tax on buyback of equity shares (refer note 23.8)	-	-	-	-	(0.92)	-	-	(0.92)	-	(0.92)
Transfer to Capital Redemption Reserve for buyback of Equity Shares (refer note 22.7)	-	-	(0.00)	-	-	-	-	(0.00)	-	(0.00)
Exercised Stock Options	-	0.18	-	-	-	-	-	0.18	-	0.18
Share based payment expenses	-	-	-	(0.37)	-	-	-	(0.37)	-	(0.37)
Dividend Paid	-	-	-	-	(642.17)	-	-	(642.17)	-	(642.17)
Dividend Distribution Tax	-	-	-	-	-	-	-	-	-	-
As at 31 March 2024	0.44	0.18	211.04	5.65	3,314.35	21.33	(10.89)	3,542.09	-	3,542.09
Balance as at 1 April 2024	0.44	0.18	211.04	5.65	3,314.35	21.33	(10.89)	3,542.09	-	3,542.09
Profit for the period	-	-	-	-	920.39	-	-	920.39	-	920.39
Other comprehensive income (net of tax)	-	-	-	-	-	7.68	(5.83)	1.85	-	1.85
Total comprehensive income	-	-	-	-	920.39	7.68	(5.83)	922.24	-	922.24
Exercised Stock Options	-	-	-	3.57	-	-	-	3.57	-	3.57
Utilised for buy-back of Equity Shares (refer note 22.7)	-	(0.36)	(139.48)	-	-	-	-	(139.84)	-	(139.84)
Expense & Tax on buyback of equity shares (refer note 22.7)	-	-	-	-	(213.11)	-	-	(213.11)	-	(213.11)
Transfer to Capital Redemption Reserve for buyback of Equity Shares (refer note 22.7)	0.21	-	-	-	-	-	-	0.21	-	0.21
Exercised Stock Options	-	3.84	-	-	-	-	-	3.84	-	3.84
Share based payment expenses	-	-	-	(4.04)	-	-	-	(4.04)	-	(4.04)
Dividend Paid	-	-	-	-	(349.75)	-	-	(349.75)	-	(349.75)
Dividend Distribution Tax	-	-	-	-	-	-	-	-	-	-
As at 31 March 2025	0.65	3.66	71.56	5.18	3,671.88	29.01	(16.72)	3,765.22	-	3,765.22

# Consolidated Statement of Changes in Equity

for the year ended 31 March 2025

### a) Capital Redemption Reserve

As per Companies Act, 2013, capital redemption reserve is created on redemption of preference shares and when company purchases its own shares out of free reserves or securities premium. A sum equal to the nominal value of the shares redeemed or purchased is transferred to capital redemption reserve.

### b) Securities Premium

Securities premium account comprises of premium on issue of shares. The reserve is utilised in accordance with the specific provision of the Companies Act, 2013.

### c) General Reserve

The General reserve is used from time to time to transfer profits from retained earnings for appropriation purposes.

### d) Employee Stock Option Outstanding

The fair value of the equity-settled share based payment transactions are debited to Statement of Profit and Loss with corresponding credit to Employee Stock Options Outstanding Account over the vesting period of the options.

### e) Retained Earnings

Retained Earnings are the profits that the Company has earned till date less any transfer to general reserve, dividends or other distributions paid to shareholders.

### f) Foreign Currency Translation Reserve

This reserve represents exchange differences arising on account of conversion of foreign operations to Company's functional currency.

Material accounting policies

See accompanying notes forming part of the consolidated financial statements

1 to 7

8 to 68

#### As per our report of even date attached

##### For B S R & Co. LLP

Chartered Accountants

Firm's Registration No: 101248W/W-100022

##### Rekha Shenoy

Partner

Membership No.: 124219

Place: Mumbai

Date: 30 April 2025

#### For and on behalf of Board of Directors of

##### Ajanta Pharma Limited

##### Yogesh M. Agrawal

Managing Director

DIN: 00073673

##### Arvind K. Agrawal

Chief Financial Officer

##### Rajesh M. Agrawal

Joint Managing Director

DIN: 00302467

##### Gaurang C. Shah

Company Secretary

FCS: 6696

# Consolidated Statement of Cash Flow

for the year ended 31 March 2025

Particulars	₹ in Crore	
	Year ended 31 March 2025	Year ended 31 March 2024
<b>A. Cash flow from operating activities</b>		
Profit before tax	1,189.16	1,113.93
Adjustment for		
Depreciation and amortisation expense	144.11	135.40
Net (gain) / Loss on sale / discard of property, plant and equipment	0.60	(3.49)
Finance costs	20.73	7.21
Loss / (Gain) on fair value of investment	3.65	9.11
Loss / (Gain) on fair value of derivative	8.82	(22.82)
Gain on sale/redemption of Current Investments	(14.99)	(11.12)
Interest income on investment and deposits	(44.08)	(27.00)
Deferred Government grant	(0.33)	(0.33)
Share based payment expense	3.88	5.49
Unrealised Foreign exchange (Gain)	(10.31)	(9.42)
Impairment loss on financial assets	0.03	-
<b>Operating cash flow before working capital changes</b>	<b>1,301.27</b>	<b>1,196.96</b>
<b>Changes in working capital</b>		
(Increase) / Decrease in Trade receivable	80.48	(178.88)
Decrease / (Increase) in Other receivable	25.29	(22.82)
(Increase) in Inventories	(74.51)	(12.30)
(Decrease) / Increase in Trade payable	(8.45)	40.85
Increase in Other payable	115.64	56.76
Increase Provisions	40.48	16.61
<b>Cash generated from operating activities</b>	<b>1,480.20</b>	<b>1,097.20</b>
Net income tax paid	(322.97)	(312.13)
<b>Net cash generated from operating activities</b>	<b>1,157.23</b>	<b>785.07</b>
<b>B. Cash flow from investing activities</b>		
Capital expenditure on property, plant and equipment & intangible assets including capital advances	(317.92)	(152.41)
Proceeds from sale of property, plant and equipment	1.14	13.38
Bank balances not considered as cash and cash equivalents	0.16	(0.21)
Purchase of current investments	(2,761.21)	(2,079.76)
Proceeds from sale of current investments	2,663.48	2,257.39
Income on investments and deposits	44.08	27.00
Investment in Limited Liability Partnership - Non Current Investment	(6.25)	-
<b>Net cash generated / (used) in investing activities</b>	<b>(376.52)</b>	<b>65.39</b>
<b>C. Cash flow from financing activities</b>		
Proceeds from Issue of Equity Shares (31 March 2024 ₹ 2,000)	0.01	0.00
(Repayment) / Proceeds of borrowings (net)	1.10	0.06
Interest paid	(17.31)	(3.53)
Payment of lease liability (includes interest of ₹ 3.43 Crore in year ending on 31 March 2025 and ₹ 3.68 Crore in year ending on 31 March 2024)	(14.89)	(16.23)
(Payment) for buyback of equity shares (Refer Note 22.7)	(351.34)	(388.27)
Income / (Payment) for expenses for buyback of equity shares (Refer Note 22.7)	(1.61)	(0.92)
Dividend paid	(349.37)	(642.17)
<b>Net cash used in financing activities</b>	<b>(733.41)</b>	<b>(1,051.06)</b>
<b>Net (decrease) / increase in cash and cash equivalents (A + B + C)</b>	<b>47.30</b>	<b>(200.60)</b>

# Consolidated Statement of Cash Flow

for the year ended 31 March 2025

Particulars	₹ in Crore	
	Year ended 31 March 2025	Year ended 31 March 2024
Cash and cash equivalents as at the beginning of the year	129.49	329.83
<b>Cash and cash equivalents as at the end of the year</b>	<b>176.79</b>	<b>129.23</b>
<b>Reconciliation of cash and cash equivalents with the Balance sheet</b>		
Cash and cash equivalents as restated as at the end of the year	176.79	129.23
Unrealised (loss) / gain on foreign currency cash and cash equivalents	(1.67)	0.26
<b>Cash and cash equivalents as per balance sheet (refer note 16)</b>	<b>175.12</b>	<b>129.49</b>

Figures in brackets indicates outflow.

Notes:

1. The above Cash Flow Statement has been prepared under the 'Indirect Method' as set out in the Indian Accounting Standard 7 (Ind AS -7) " Statement of Cash Flow " under Section 133 of the Companies Act 2013.
2. Cash comprises cash on hand, current accounts and deposits with banks. Cash equivalents are short-term balances (with an original maturity of three months or less from the date of acquisition).
3. Reconciliation between the opening and closing balances in the balance sheet for liabilities arising from financing activities.

Particulars	Notes	31 March 2024	Cash Flows	Non-cash changes			As at 31 March 2025
				Acquisition	Foreign exchange movement	Fair value change	
Borrowing	29	1.49	1.10	-	-	-	2.59

4. During the year the Group paid ₹ 20.43 Crore (31 March 2024 ₹ 17.32 Crore) towards corporate social responsibility (CSR) expenditure included in corporate social responsibility expenditure Refer note 58)
5. Movement in lease liabilities (refer note 55)

Material accounting policies1 to 7

The notes referred to above form an integral part of the consolidated financial statements8 to 68

As per our report of even date attached

For B S R & Co. LLP

Chartered Accountants

Firm's Registration No: 101248W/W-100022

Rekha Shenoy

Partner

Membership No.: 124219

Place: Mumbai

Date: 30 April 2025

For and on behalf of Board of Directors of

Ajanta Pharma Limited

Yogesh M. Agrawal

Managing Director

DIN: 00073673

Arvind K. Agrawal

Chief Financial Officer

Rajesh M. Agrawal

Joint Managing Director

DIN: 00302467

Gaurang C. Shah

Company Secretary

FCS: 6696

# Notes to the Consolidated Financial Statements

for the year ended 31 March 2025

## 1. Corporate Information

Ajanta Pharma Limited ("the Company") is a public limited company incorporated and domiciled in India. Its shares are listed on Bombay Stock Exchange and National Stock Exchange. The registered office of Holding Company is located at Ajanta House, Charkop, Kandivali (West), Mumbai. These Consolidated Financial statements ("CFS") comprises the Company and its wholly owned subsidiaries (referred to collectively as the "Group").

The Group is primarily involved in development, manufacturing and marketing of speciality pharmaceutical finished dosages.

## 2. Basis of Preparation

### Statement of Compliance:

These consolidated financial statements have been prepared in accordance with the Indian Accounting Standards ('Ind AS') as per the Companies (Indian Accounting Standards) Rules, 2015, as amended from time to time, notified under section 133 of the Companies Act, 2013 ('Act') and other relevant provisions of the Act. These consolidated financial statements have been prepared on an accrual basis and under the historical cost basis, except otherwise stated.

These Consolidated Financial Statements for the year ended 31 March 2025 have been reviewed by the Audit Committee and subsequently approved by the Board of Directors at its meeting held on 30 April 2025.

### Use of estimates and judgements:

The preparation of consolidated financial statements in conformity with Ind AS requires management to make judgments, estimates and assumptions that affect the application of accounting policies and the reported amounts of assets, liabilities, income and expenses and the disclosure of contingent liabilities on the date of the financial statements. Actual results could differ from those estimates. Estimates and under lying assumptions are reviewed on an ongoing basis. Any revision to accounting estimates is recognised prospectively in current and future periods.

### Judgements:

Information about judgements made in applying accounting policies that have the most significant effects on the amounts recognised in the financial statements is included in the following notes.

### Classification of Lease as per Ind AS 116:

Ind AS 116 Leases requires a lessee to determine the lease term as the non-cancellable period of a lease adjusted with any option to extend or terminate the lease, if the use of such option is reasonably certain. The Group makes an assessment on the expected lease

term on lease by lease basis and thereby assesses whether it is reasonably certain that any options to extend or terminate the contract will be exercised. In evaluating the lease term, The Group considers factors such as any significant leasehold improvements undertaken over the lease term, costs relating to the termination of lease and the importance of the underlying lease to The Group's operations taking into account the location of the underlying asset and the availability of the suitable alternatives. The lease term in future periods is reassessed to ensure that the lease term reflects the current economic circumstances. The discount rate is generally based on the incremental borrowing rate specific to the lease being evaluated or for a portfolio of leases with similar characteristics.

### Estimates:

Information about assumptions and estimation uncertainties at the reporting date that have a significant risk of resulting in a material adjustment to the carrying amounts of assets and liabilities within the next financial year is included in the following notes

### Recognition of current and deferred tax assets:

The Group's tax charge on ordinary activities is the sum of the total current and deferred tax charges. The calculation of The Group's total tax charge necessarily involves a degree of estimation in respect of certain items whose tax treatment cannot be finally determined until resolution has been reached with the relevant tax authority or, as appropriate, through a formal legal process. The final resolution of some of these items may give rise to material profits/losses and/or cash flows.

The complexity of The Group's structure makes the degree of estimation more challenging. The resolution of issues is not always within the control of The Group and it is often dependent on the efficiency of the legal processes in the relevant taxing jurisdictions in which The Group operates. Issues can, and often do, take many years to resolve.

Payments in respect of tax liabilities for an accounting period result from payments on account and on the final resolution of open items. As a result there can be substantial differences between the tax charge in the Statement of Profit and Loss and tax payments.

The recognition of deferred tax assets is based upon whether it is more likely than not that sufficient and suitable taxable profits will be available in the future against which the reversal of temporary differences can be deducted. To determine the future taxable profits, reference is made to the latest available profit forecasts. Where the temporary differences are related to losses, relevant tax law is considered to determine the availability of the losses to offset against the future taxable profits.

# Notes to the Consolidated Financial Statements

for the year ended 31 March 2025

## Chargebacks, rebates and discount:

Provisions for chargeback, rebates, discounts, other deductions and Medicaid payments are estimated and provided for in the year of sales and recorded as reduction of revenue. A chargeback claim is a claim made by the wholesaler for the difference between the price at which the product is initially invoiced to the wholesaler and the net price at which it is agreed to be procured from the Group. Provisions for such chargebacks, rebates and discounts are accrued and estimated based on historical average rate actually claimed over a period of time, current contract prices with wholesalers/other customers and estimated inventory holding by the wholesaler.

## Property, plant and equipment:

Useful lives of tangible assets are based on the life prescribed in Schedule II of the Act. In cases, where the useful lives are different from that prescribed in Schedule II, they are based on technical advice, taking into account the nature of the asset, the estimated usage of the asset, the operating conditions of the asset, past history of replacement, anticipated technological changes, manufacturers' warranties and maintenance support.

## Recognition and measurement of defined benefit obligations:

The obligation arising from the defined benefit plan is determined on the basis of actuarial valuation. Key actuarial assumptions include discount rate, trends in salary escalation and vested future benefits and life expectancy. The discount rate is determined with reference to market yields at the end of the reporting period on the government bonds. The period to maturity of the underlying bonds correspond to the probable maturity of the post-employment benefit obligations.

## Intangible Assets:

Intangible assets majorly consist of trademark and software licences which are amortised over licence period which equates the economic useful life ranging between 2-5 years on a straight-line basis over the period of its economic useful life.

## Allowance for uncollected accounts receivable and advances:

Trade receivables do not carry any interest and are stated at their normal value as reduced by appropriate allowances for estimated irrecoverable amounts. Individual trade receivables are written off when management seems them not collectible. Impairment is made using expected credit loss model.

The impairment provisions for financial assets are based on assumption about risk of default and expected loss rates. Judgement in making these assumptions and selecting the inputs to the impairment calculation are

based on past history, existing market condition as well as forward looking estimates at the end of each reporting period.

## Allowances for inventories:

Management reviews the inventory age listing on a periodic basis. The review involves comparison of the carrying value of the aged inventory items. The purpose is to ascertain whether an allowance is required to be made in the financial statement for any obsolete and slow-moving items. Management is satisfied that adequate allowance for obsolete and slow-moving inventories has been made in the group's financial statements.

Management also reviews net realizable value for all its inventory and is satisfied that adequate allowance has been made in the financial statements.

## Contingencies:

Management judgement is required for estimating the possible outflow of resources, if any, in respect of contingencies/claim/litigations against the Group as it is not possible to predict the outcome of pending matters with accuracy.

## Impairment reviews:

An impairment exists when the carrying value of an asset or cash generating unit ('CGU') exceeds its recoverable amount. Recoverable amount is the higher of its fair value less costs to sell and its value in use. The value in use calculation is based on a discounted cash flow model. In calculating the value in use, certain assumptions are required to be made in respect of highly uncertain matters, including management's expectations of growth in EBITDA, long term growth rates; and the selection of discount rates to reflect the risks involved.

## Determination of functional currency:

Each entity in the group determines its own functional currency (the currency of the primary economic environment in which the entity operates) and items included in the financial statements of each entity are measured using that functional currency. Ind AS 21, "The Effects of Changes in Foreign Exchange Rates" prescribes the factors to be considered for the purpose of determination of functional currency. Management uses its judgement to determine the functional currency that most faithfully represents the economic effects of the underlying transactions, events and conditions.

## Provision for anticipated sales return:

In determining the provision for anticipated sales returns, estimates for probable saleable and non-saleable returns of goods from the customers are made on scientific basis after factoring in the historical data of such returns and its trend.

# Notes to the Consolidated Financial Statements

for the year ended 31 March 2025

## 3. Principles of Consolidation

These consolidated financial statements comprise the financial statement of the Company and its wholly owned subsidiaries. A subsidiary is an entity over which the Group has control. Control is achieved when the Group is exposed, or has rights, to variable returns from its involvement with the investee and has the ability to affect those returns through its power over the investee. Specifically, the Group controls an investee if and only if the Group has:

- » Power over the investee (i.e. existing rights that give it the current ability to direct the relevant activities of the investee)
- » Exposure, or rights, to variable returns from its involvement with the investee, and
- » The ability to use its power over the investee to affect its returns.

Generally, there is a presumption that a majority of voting rights result in control. To support this presumption and when the Group has less than a majority of the voting or similar rights of an investee, the Group considers all relevant facts and circumstances in assessing whether it has power over an investee, including:

- » The contractual arrangement with the other vote holders of the investee.
- » Rights arising from other contractual arrangements
- » The Group's voting rights and potential voting rights
- » The size of the Group's holding of voting rights relative to the size and dispersion of the holdings of the other voting rights holders.

The Group re-assesses whether or not it controls an investee if facts and circumstances indicate that there are changes to one or more of the three elements of control.

Consolidated financial statements are prepared using uniform accounting policies for like transactions and other events in similar circumstances. If a member of the Group uses accounting policies other than those adopted in the consolidated financial statements for like transactions and events in similar circumstances, appropriate adjustments are made to that Group member's financial statements in preparing the consolidated financial statements to ensure conformity with the Group's accounting policies.

### Consolidation procedure:

#### (i) Subsidiaries

Subsidiaries are entities controlled by the Group. The Group controls an entity when it is exposed to, or has rights to, variable returns from its involvement with the entity and has the ability to affect those returns through its power over the entity. The financial statements of subsidiaries are included in the

consolidated financial statements from the date on which control commences until the date on which control ceases.

Items of assets, liabilities, equity, income, expenses and cashflows of the parents with those of its subsidiaries are combined like to like basis. For this purpose, income & expenses of the subsidiaries are based on the assets and liabilities recognised in consolidated financial statements at acquisition date.

#### (ii) Non-controlling interests (NCI)

NCI are measured at their proportionate share of the acquiree's net identifiable assets at the date of acquisition.

Non-controlling interests in the net assets (excluding goodwill) of consolidated subsidiaries are identified separately from the Group's equity. NCI are measured at their proportionate share of the acquiree's net identifiable assets at the date of acquisition. Subsequent to acquisition, the carrying amount of non-controlling interests is the amount of those interests at initial recognition plus the non-controlling interests' share of subsequent changes in equity. Total comprehensive income is attributed to non-controlling interests even if it results in the non-controlling interest having a deficit balance.

#### (iii) Loss of control

When the Group loses control over a subsidiary, it derecognises the assets and liabilities of the subsidiary, and any related NCI and other components of equity. Any interest retained in the former subsidiary is measured at fair value at the date the control is lost. Any resulting gain or loss is recognised in Statement of Profit and Loss.

#### (iv) Transaction's eliminated on consolidation

Intra-group balances and transactions, and any unrealised income and expenses arising from intra-group transactions, are eliminated. Unrealised losses are eliminated in the same way as unrealised gains, but only to the extent that there is no evidence of impairment.

## 4. Functional and Presentation Currency

Group's consolidated financial statements are presented in Indian rupees, which is the functional currency of the Holding Company. For each entity the Group determines the functional currency and items included in the financial statements of each entity are measured using that functional currency.

### Initial recognition:

Currency transactions are recorded by the Group's entities at their respective functional currency, by applying to the foreign currency amount the exchange

# Notes to the Consolidated Financial Statements

for the year ended 31 March 2025

rate between the functional currency and foreign currency at the date of the transaction.

### Conversion:

Foreign currency monetary items are reported at functional currency spot rate of exchange at reporting date. 'Non-monetary items that are measured in terms of historical cost in a foreign currency are translated using the exchange rates at the dates of the initial transactions.

### Group companies:

On consolidation, the assets and liabilities of foreign operations are translated into Indian rupees at the rate of exchange prevailing at the reporting date and their statements of profit or loss are translated at average exchange rates.

For practical reasons, the Group uses an average rate to translate income and expense items, if the average rate approximates the exchange rates at the dates of the transactions. The exchange differences arising on translation for consolidation are recognised in OCI. On disposal of a foreign operation, the component of OCI relating to that particular foreign operation is recognised in profit or loss.

## 5. Rounding of Amounts

All amounts disclosed in the financial statements and notes have been rounded off to the nearest Crore.

## 6. Current / Non-Current Classification

An entity shall classify an asset as current when-

- (a) it expects to realise the asset, or intends to sell or consume it, in its normal operating cycle;
- (b) it holds the asset primarily for the purpose of trading;
- (c) it expects to realise the asset within twelve months after the reporting period; or
- (d) the asset is cash or a cash equivalent unless the asset is restricted from being exchanged or used to settle a liability for at least twelve months after the reporting period.

An entity shall classify all other assets as non-current.

An entity shall classify a liability as current when-

- (a) it expects to settle the liability in its normal operating cycle;
- (b) it holds the liability primarily for the purpose of trading;
- (c) the liability is due to be settled within twelve months after the reporting period; or
- (d) it does not have an unconditional right to defer settlement of the liability for at least twelve months

after the reporting period. Terms of a liability that could, at the option of the counterparty, result in its settlement by the issue of equity instruments do not affect its classification.

An entity shall classify all other liabilities as non-current.

### Operating Cycle

An operating cycle is the time between the acquisition of assets for processing and their realisation in cash or cash equivalents.

Based on the nature of products / activities of the group and the normal time between acquisition of assets and their realisation in cash or cash equivalents, the group has determined its operating cycle as twelve months for the purpose of classification of its assets and liabilities as current and non-current.

## 7. Material Accounting Policies

### 7.1 Property, Plant and Equipment

#### Recognition and measurement:

Items of PPE are carried at cost less accumulated depreciation and impairment losses, if any. The cost of an item of PPE comprises its purchase price, including import duties and other non-refundable taxes or levies and any directly to the attributable cost of bringing the assets to its working condition for its intended use and any trade discount and rebates are deducted in arriving at purchase price. Cost of the assets also includes interest on borrowings attributable to acquisition of qualifying fixed assets up to the date the asset is ready for its intended use incurred up to that date.

Such cost includes the cost of replacing part of the plant and equipment and borrowing costs for long-term construction projects if the recognition criteria are met. When significant parts of plant and equipment are required to be replaced at intervals, the Group depreciates these components separately based on their specific useful lives. Likewise, when a major inspection is performed, its cost is recognised in the carrying amount of the plant and equipment as a replacement if the recognition criteria are satisfied. All other repair and maintenance costs are recognised in the statement of profit or loss as incurred.

Cost of Items of Property, plant and equipment not ready for intended use as on the balance sheet date, is disclosed as capital work in progress. Advances given towards acquisition of property, plant and equipment outstanding at each balance sheet date are disclosed as Capital Advance under Other non-current assets.

All identifiable revenue expenses including interest incurred in respect of various projects/ expansion, net of income earned during the project development stage prior to its intended use, are considered as pre-

# Notes to the Consolidated Financial Statements

for the year ended 31 March 2025

operative expenses and disclosed under Capital Work – in – Progress.

Capital expenditure on Property, plant and equipment for research and development is classified under property, plant and equipment and is depreciated on the same basis as other property, plant and equipment.

Property, plant and equipment are derecognised either on disposal or when the asset retires from active use. Losses arising in the case of the retirement of property, plant and equipment and gains or losses arising from disposal of property, plant and equipment are recognised in the statement of profit and loss in the year of occurrence.

### Transition to Ind AS:

The cost property, plant and equipment at 1 April 2016, the Companies date of transition to Ind AS, was determined with reference to its carrying value recognised as per the previous GAAP (deemed cost), as at the date of transition to Ind AS.

### Subsequent expenditure:

Subsequent expenditure is capitalised only if it is probable that the future economic benefits associated with the expenditure will flow to the company and the cost of the item can be measured reliably.

### Depreciation:

Depreciation is the systematic allocation of the depreciable amount of PPE over its useful life and is provided on a straight-line basis over the useful lives as prescribed under Schedule II to the Act or as per technical assessment. The residual values, useful lives and method of depreciation of PPE is reviewed at each financial year end and adjusted prospectively, if appropriate.

Depreciation on additions / disposals is provided on a pro-rata basis i.e. from / up to the date on which is asset is ready to use / disposed off. Freehold land is not depreciated.

The estimated useful lives of Tangible assets are as follows

PPE	Useful Life
Buildings*	5 Years to 60 Years
Plant and Equipment*	3 Years to 25 Years
Furniture and Fixtures*	10 Years
Vehicles	8 Years to 10 Years
Office Equipment's*	3 Years to 5 Years

\* For these class of assets, the useful life of assets is different than the prescribed life as per Part C of Schedule II of the Companies Act, 2013. The different useful life is based on internal technical evaluation by the Company and historical usage of assets.

Dies & Punches having useful life of 3 years as per technical evaluation and management estimate and Solar Plants having useful life of 25 years.

Property, plant and equipment which are added / disposed off during the year, depreciation is provided on pro-rata basis.

Building constructed on leasehold land are depreciated based on the useful life specified in Schedule II to the Companies Act, 2013, where the lease period of the land is beyond the life of the building. In other cases, building constructed on leasehold land are amortised over the primary lease period of the land.

### Depreciation for Subsidiaries:

Depreciation on property, plant and equipment has been provided at the rates required / permissible by the GAAPs of the respective countries. The management believes that these estimated useful lives are realistic and reflect fair approximation of the period over which the assets are likely to be used.

Vehicles acquired on finance leases are depreciated over the period of lease agreement or the useful life, whichever is shorter.

### 7.2 Intangible Assets

Intangible assets are recognised when it is probable that the future economic benefits that are attributable to the assets will flow to the Group and the cost of the assets can be measured reliably.

Intangible assets are carried at cost less accumulated amortisation and impairment losses, if any. Internally generated intangibles, excluding development costs as defined in Ind AS, are not capitalised and the related expenditure is reflected in Statement of profit and loss in the period in which the expenditure is incurred.

Trademarks and software are amortised over their estimated useful life on straight line basis from the date they are available for intended use or the period of the license as applicable, subject to impairment test.

The amortisation period and the amortisation method for an intangible asset with a finite useful life are reviewed at least at the end of each reporting period. Changes in the expected useful life or the expected pattern of consumption of future economic benefits embodied in the asset are considered to modify the amortisation period or method, as appropriate, and are treated as changes in accounting estimates.

Gains or losses arising from derecognition of an intangible asset are measured as the difference between the net disposal proceeds and the carrying amount of the asset and are recognised in the statement of profit and loss when the assets are derecognised.

# Notes to the Consolidated Financial Statements

for the year ended 31 March 2025

### Research and Development:

Revenue expenditure on research is recognised in the statement of profit and loss in the period in which it is incurred.

Development expenditure incurred on an individual project is carried forward when its future recoverability can reasonably be regarded as assured. Any expenditure carried forward is amortised over the period of expected future sales from the related project. The carrying value of development costs is reviewed for impairment annually when the asset is not yet in use, and otherwise when events or changes in circumstances indicate that the carrying value may not be recoverable.

### Impairment on non-financial assets:

The group's non-financial assets other than inventories and deferred tax assets, are reviewed at each reporting date to determine whether there is any indication of impairment. If any such indication exists, then the asset's recoverable amount is estimated.

For impairment testing, assets that do not generate independent cash inflows (i.e. corporate assets) are grouped together into cash-generating units (CGUs). Each CGU represents the smallest group of assets that generates cash inflows that are largely independent of the cash inflows of other assets or CGUs.

The recoverable amount of a CGU is the higher of its value in use and its fair value less costs to sell. Value in use is based on the estimated future cash flows, discounted to their present value using a discount rate that reflects current market assessments of the time value of money and the risks specific to the CGU.

An impairment loss is recognised if the carrying amount of an asset or CGU exceeds its estimated recoverable amount. Impairment loss recognized in respect of a CGU is allocated first to reduce the carrying amounts of the assets of the CGU (or group of CGUs) on a pro rata basis.

An impairment loss in respect of assets for which impairment loss has been recognized in prior periods, the Company reviews at each reporting date whether there is any indication that the loss has decreased or no longer exists. An impairment loss is reversed if there has been a change in the estimates used to determine the recoverable amount. Such a reversal is made only to the extent that the asset's carrying amount does not exceed the carrying amount that would have been determined, net of depreciation or amortization, if no impairment loss had been recognized.

The following intangible assets are tested for impairment each financial year even if there is no indication that the asset is impaired:

- i) An intangible asset that is not yet available for use; and

- ii) An intangible asset that is amortised over a period exceeding ten years from the date when the asset is available for use.

### 7.3 Non-current assets classified as held for sale

Assets are classified as held for sale and stated at the lower of carrying amount and fair value less costs to sell if the asset is available for immediate sale and its sale is highly probable. Such assets or group of assets are presented separately in the Balance Sheet as "Assets Classified as Held for Sale". Once classified as held for sale, intangible assets, investment property and property, plant and equipment are no longer amortized or depreciated.

### 7.4 Financial Instruments

Trade receivables and debt securities issued are initially recognised when they originate. All other financial assets and financial liabilities are initially recognised when the Company becomes a party to the contractual provisions of the instrument.

A financial asset (unless it is a trade receivable without a significant financing component) or financial liability is initially measured at fair value plus or minus, for an item not at FVTPL, transaction costs that are directly attributable to its acquisition or issue. A trade receivable without a significant financing component is initially measured at the transaction price.

A financial instrument is any contract that gives rise to a financial asset of one entity and a financial liability or equity instrument of another entity.

### Financial Assets:

#### Classification:

The Group classifies financial assets as subsequently measured at amortised cost, fair value through other comprehensive income or fair value through profit or loss, on the basis of its business model for managing the financial assets and the contractual cash flow characteristics of the financial asset.

#### Initial recognition and measurement:

All financial assets excluding trade receivable (not measured subsequently at fair value through profit or loss) are recognised initially at fair value plus transaction costs that are attributable to the acquisition of the financial asset.

#### Subsequent measurement:

For the purpose of subsequent measurement, financial assets are classified in two broad categories:

- » Financial assets at fair value (FVTPL/FVTOCI)
- » Financial assets at amortised cost

# Notes to the Consolidated Financial Statements

for the year ended 31 March 2025

When assets are measured at fair value, gains and losses are either recognised in the statement of profit and loss (i.e. fair value through profit or loss (FVTPL)), or recognised in other comprehensive income (i.e. fair value through other comprehensive income (FVOCI)).

**Financial Assets measured at amortised cost (net of write down for impairment, if any):**

Financial assets are measured at amortised cost when asset is held within a business model, whose objective is to hold assets for collecting contractual cash flows and contractual terms of the asset give rise on specified dates to cash flows that are solely payments of principal and interest. Such financial assets are subsequently measured at amortised cost using the effective interest rate (EIR) method less impairment, if any. The losses arising from impairment are recognised in the Statement of profit and loss.

**Financial Assets measured at Fair Value through Other Comprehensive Income ("FVTOCI"):**

Financial assets under this category are measured initially as well as at each reporting date at fair value, when asset is held within a business model, whose objective is to hold assets for both collecting contractual cash flows and selling financial assets. Fair value movements are recognized in the other comprehensive income.

**Financial Assets measured at Fair Value through Profit or Loss ("FVTPL"):**

Financial assets under this category are measured initially as well as at each reporting date at fair value with all changes recognised in profit or loss.

**Investment in Subsidiary:**

Investment in equity instruments of Subsidiaries are measured at cost. In the financial statements, investment in subsidiaries is carried at cost. The carrying amount is reduced to recognise any impairment in the value of investment.

**Investment in Equity Instruments:**

Equity instruments which are held for trading are classified as at FVTPL. Fair value changes on the instrument, excluding dividends, are recognised in profit or loss.

**Investment in Debt Instruments:**

A debt instrument is measured at amortised cost or at FVTOCI. Any debt instrument, which does not meet the criteria for categorization as at amortized cost or as FVOCI, is classified as at FVTPL. Debt instruments

included within the FVTPL category are measured at fair value with all changes recognised in the Statement of profit and loss.

**Derecognition of Financial Assets:**

A financial asset is primarily derecognised when the rights to receive cash flows from the asset have expired or the Group has transferred its rights to receive cash flows from the asset.

**Impairment of Financial Assets:**

In accordance with Ind AS 109, the Group applies expected credit loss (ECL) model for measurement and recognition of impairment loss on the financial assets that are debt instruments and trade receivables.

**Financial Liabilities:**

**Classification:**

The Group classifies all financial liabilities as subsequently measured at amortised cost or FVTPL.

**Initial recognition and measurement:**

All financial liabilities are recognised initially at fair value and, in the case of loans, borrowings and payables, net of directly attributable transaction costs.

Financial liabilities include trade and other payables, loans and borrowings including bank overdrafts and derivative financial instruments.

**Subsequent measurement:**

Financial liabilities at fair value through profit or loss include financial liabilities held for trading and financial liabilities designated upon initial recognition as at fair value through profit or loss. Interest-bearing loans and borrowings are subsequently measured at amortised cost using the Effective Interest Rate (EIR) method. Gains and losses are recognised in profit or loss when the liabilities are derecognised as well as through EIR amortisation process. Amortised cost is calculated by taking into account any discount or premium on acquisition and fees or costs that are an integral part of the EIR. The EIR amortisation is included as finance costs in the Statement of Profit and Loss.

**Derecognition of Financial Liabilities:**

A financial liability is derecognised when the obligation under the liability is discharged or cancelled or expires. When an existing financial liability is replaced by another from the same lender on substantially different terms, or the terms of an existing liability are substantially modified, such an exchange or modification is treated as the derecognition of the

# Notes to the Consolidated Financial Statements

for the year ended 31 March 2025

original liability and the recognition of a new liability. The difference in the respective carrying amounts is recognised in the Statement of Profit and Loss.

**Derivative Financial Instrument:**

The Group uses derivative financial instruments, such as forward currency contracts to mitigate its foreign currency risks. Such derivative financial instruments are initially recognised at fair value on the date on which a derivative contract is entered into and are subsequently re-measured at fair value. Derivatives are carried as financial assets when the fair value is positive and as financial liabilities when the fair value is negative. Any changes therein are generally recognised in the statement of profit and loss.

**7.5 Inventories**

Raw materials and packing materials are valued at lower of cost (on moving weighted average basis) and the net realisable value, cost of which includes duties and taxes (net off CENVAT and Goods and Service Tax wherever applicable). Cost of imported raw materials and packing materials lying in bonded warehouse includes the amount of customs duty. Finished products including traded goods and work-in-progress are valued at lower of cost and net realisable value.

The cost of finished goods and work-in-progress have been computed to include all cost of purchases, cost of conversion, appropriate share of fixed production overheads based on normal operating capacity and other related cost incurred in bringing the inventories to their present location and condition.

Net realisable value is the estimated selling price in the ordinary course of business, less the estimated costs of completion and selling expenses necessary to make the sale.

Slow and non-moving material, products nearing expiry, defective inventory are fully provided for and valued at net realisable value.

Goods and materials in transit are valued at actual cost incurred up to the date of balance sheet. Materials and other items held for use in production of inventories are not written down, if the finished products in which they will be used are expected to be sold at or above cost.

Consumables and other materials procured for R&D purpose are charged off when acquired.

The comparison of cost and Net realizable value is made on an item-by-item basis.

**7.6 Cash and Cash Equivalents**

Cash and Cash Equivalents comprise of cash on hand and cash at bank including fixed deposit/highly liquid investments with original maturity period of three months or less that are readily convertible to

known amounts of cash and which are subject to an insignificant risk of changes in value.

For the purpose of the statement of cash flows, cash and cash equivalents consist of cash and short-term deposits, as defined above, as they are considered an integral part of the group's cash management.

**7.7 Cash Flow Statement**

Cash flows are reported using the indirect method, whereby net profit before tax is adjusted for the effects of transactions of a non-cash nature, any deferrals or accruals of past or future operating cash receipts or payments and item of income or expenses associated with investing or financing cash flows. The cash flow from operating, investing and financing activities of the Group are segregated.

**7.8 Foreign Currency Transactions**

Transactions in foreign currencies are translated into the Company's functional currency at the exchange rates at the dates of the transactions.

Monetary assets and liabilities denominated in foreign currencies are translated into the functional currency at the exchange rate at the reporting date. Non-monetary assets and liabilities that are measured at fair value in a foreign currency are translated into the functional currency at the exchange rate when the fair value was determined. Non-monetary assets and liabilities that are measured based on historical cost in a foreign currency are not translated. Foreign currency exchange differences are generally recognised in the statement of profit and loss.

Exchange differences arising on the settlement of monetary items or on translating monetary items at rates different from those at which they were translated on initial recognition during the period or in previous Financial Statements are recognised in the Standalone Statement of Profit and Loss in the period in which they arise. When a gain or loss on a non-monetary item is recognised in Other Comprehensive Income, any exchange component of that gain or loss is recognised in Other Comprehensive Income. Conversely, when a gain or loss on a non-monetary item is recognised in Standalone Statement of Profit and Loss, any exchange component of that gain or loss is recognised in Standalone Statement of Profit and Loss.

In case of foreign operations whose functional currency is different from the parent company's functional currency, the assets and liabilities of such foreign operations, The income and expenses of such foreign operations are translated to the reporting currency at the monthly average exchange rates prevailing during the year. Resulting foreign currency differences are recognized in other comprehensive income/ (loss) and presented within equity as part of FCTR. When

# Notes to the Consolidated Financial Statements

for the year ended 31 March 2025

a foreign operation is disposed of, in part or in full, the relevant amount in the FCTR is reclassified to the Consolidated Statement of Profit and Loss as a part of gain or loss on disposal.

## 7.9 Revenue Recognition

### Sale of Goods:

Revenue is measured based on the transaction price adjusted for discounts, rebates, chargebacks, medicaids, product recalls & supply penalties, which is specified in a contract with customer. Revenue are net of estimated returns and taxes collected from customers.

Revenue from sale of goods is recognized at point in time when control is transferred to the customer and it is probable that consideration will be collected. Control of goods is transferred upon the shipment of the goods to the customer or when goods is made available to the customer as per terms agreed.

The transaction price is documented on the sales invoice and payment is generally due as per agreed credit terms with customer.

The consideration can be fixed or variable. Variable consideration is only recognised when it is highly probable that a significant reversal will not occur.

Sales return is variable consideration that is recognised and recorded based on historical experience, market conditions and provided for in the year of sale as reduction from revenue. The methodology and assumptions used to estimate returns are monitored and adjusted regularly in line with trade practices, historical trends, past experience and projected market conditions.

### Interest income:

Interest income is recognised with reference to the Effective Interest Rate method.

### Dividend income:

Dividend from investment is recognised as revenue when right to receive is established.

### Income from Export Benefits and Other Incentives:

Export benefits available under prevalent schemes are accrued as revenue in the year in which the goods are exported and / or services are rendered only when their reasonable assurance that the conditions attached to them will be complied with, and the amounts will be received. Export benefit receivables are carried at net realisable value.

## 7.10Employee Benefits

### In case of Holding Company:

All employee benefits payable wholly within twelve months of rendering service are classified as short-term

employee benefits. Benefits such as salaries, wages, short-term compensated absences, performance incentives etc., and the expected cost of bonus, ex-gratia are recognised during the period in which the employee renders related service.

### (i) Defined benefit plans

The Company provides for gratuity, a defined benefit retirement plan ('the Gratuity Plan') covering eligible employees. The Gratuity Plan provides a lump-sum payment to vested employees at retirement, death, incapacitation or termination of employment, of an amount based on the respective employee's salary and the tenure of employment with the Company.

Liabilities with regard to Gratuity Plan are determined by actuarial valuation, performed by an independent actuary, at each balance sheet date using the Projected Unit Credit Method.

The Company fully contributes all ascertained liabilities to the Ajanta Pharma Limited Group Gratuity Trust (the Trust). Trustees administer contributions made to the Trust and contributions are invested in a scheme with Life Insurance Corporation of India as permitted by laws of India.

The retirement benefit obligations recognised in the balance sheet represents the present value of the defined benefit obligations reduced by the fair value of scheme assets. Any asset resulting from this calculation is limited to the present value of available refunds and reductions in future contributions to the scheme. The Company recognizes the net obligation of a defined benefit plan in its balance sheet as an asset or liability. Actuarial gains and losses are recognised in full in the other comprehensive income for the period in which they occur. The effect of any plan amendments are recognized in the Statement of Profit and Loss.

### (ii) Defined contribution plans

Contributions to defined contribution plans are recognised as expense when employees have rendered services entitling them to such benefits.

The Company pays provident fund contributions to publicly administered provident funds as per local regulations. The Company has no further payment obligations once the contributions have been paid. The contributions are accounted for as defined contribution plans and the contributions are recognized as employee benefit expense when they are due. Prepaid contributions are recognized as an asset to the extent that a cash refund or a reduction in the future payments is available.

### (iii) Compensated absences

The Company has a policy on compensated absences which are both accumulating and non-accumulating in nature. The expected cost of accumulating compensated absences is determined by actuarial

# Notes to the Consolidated Financial Statements

for the year ended 31 March 2025

valuation performed by an independent actuary at each balance sheet date using projected unit credit method on the additional amount expected to be paid/availed within twelve months as a result of the unused entitlement that has accumulated at the balance sheet date.

Compensated absences which are not expected to occur within twelve months after the end of the period in which the employee renders the related services are recognised as a liability at the present value of the defined benefit obligation at the balance sheet date.

Expense on non-accumulating compensated absences is recognized in the period in which the absences occur.

### (iv) Share-based compensation

Employees Stock Options Plans ("ESOPs"): The grant date fair value of options granted to employees is recognized as an employee expense, over the period that the employees become unconditionally entitled to the options. The expense is recorded for each separately vesting portion of the award as if the award was, in substance, multiple awards. The increase in equity recognized in connection with share based payment transaction is presented as a separate component in equity under "Employee Stock Options Outstanding Reserve". The amount recognized as an expense is adjusted to reflect the actual number of stock options that vest. The options granted to employees of subsidiary is recognised as an equity investment.

The company recognizes compensation expense relating to share-based payments in net profit using fair-value in accordance with Ind AS 102, Share-Based Payment.

### In case of Subsidiary at Mauritius:

For employees who are not covered by a pension plan, the net present value of severance allowances payable under the Employment Rights Act 2008 is provided for. The obligations arising under this item are not funded.

### In case of Subsidiary at Philippines:

#### Short-term benefits:

The Company recognizes a liability net of amounts already paid and an expense for services rendered by employees during the accounting period. Short term benefits given by the Company to its employees include salaries and wages, social security contributions, short term compensated absences, bonuses and other non-monetary benefits.

#### Post-employment benefits:

The Company does not have a formal retirement benefit plan. However, the Company is subject to the provisions of Republic Act No. 7641, retirement law.

#### Compensated Absences:

Compensated absences are recognized for the number of paid leave days remaining at the end of the reporting period. Those are included in the salaries and wages account and are recognized when availed of by the employees.

#### In case of Subsidiary at USA:

##### Short-term benefits:

The Company recognizes a liability net of amounts already paid and an expense for services rendered by employees during the accounting period. Short-term benefits given by the Company to its employees include salaries and wages, social security contributions, Medicare contributions, and other non-monetary benefits. A liability is recognised for the amount expected to be paid, if the Company has a present legal or constructive obligation to pay this amount as a result of past service provided by the employee, and the amount of obligation can be estimated reliably.

#### Post-employment benefits:

The Company provides a 401(k) retirement program for full-time employees who are 21 years of age or older. Eligible employees are entitled to participate in the company offered plan with an option to contribute up to maximum 3% of annual base salary. For employees with an annual base salary above the annual compensation limits, as determined by the Federal Internal Revenue Service (Federal), the annual APUI contribution will be capped at 3% of the Federal allowed annual compensation limits. All contributions are 100% vested immediately to the employee.

## 7.11 Borrowing Costs

Borrowing costs directly attributable to the acquisition, construction or production of an asset that necessarily takes a substantial period of time to get ready for its intended use or sale are capitalised as part of the cost of the asset. All other borrowing costs are expensed in the period in which they occur. Borrowing costs consist of interest and other costs that an entity incurs in connection with the borrowing of funds. Borrowing cost also includes exchange differences to the extent regarded as an adjustment to the borrowing costs.

## 7.12 Leases

The Group's lease asset classes primarily consist of leases for land and buildings. The Group assesses whether a contract contains a lease, at inception of a contract. A contract is, or contains, a lease if the contract conveys the right to control the use of an

# Notes to the Consolidated Financial Statements

for the year ended 31 March 2025

identified asset for a period of time in exchange for consideration. To assess whether a contract conveys the right to control the use of an identified asset, the Group assesses whether: (1) the contract involves the use of an identified asset (2) the Group has substantially all of the economic benefits from use of the asset through the period of the lease and (3) the Group has the right to direct the use of the asset.

At the date of commencement of the lease, the Group recognizes a right-of-use asset ("ROU") and a corresponding lease liability for all lease arrangements in which it is a lessee, except for leases with a term of twelve months or less (short-term leases) and low value leases. For these short-term and low value leases, the Group recognizes the lease payments as an operating expense on a straight-line basis over the term of the lease.

Certain lease arrangements includes the options to extend or terminate the lease before the end of the lease term. ROU assets and lease liabilities includes these options when it is reasonably certain that they will be exercised.

The right-of-use assets are initially recognized at cost, which comprises the initial amount of the lease liability adjusted for any lease payments made at or prior to the commencement date of the lease plus any initial direct costs less any lease incentives. They are subsequently measured at cost less accumulated depreciation and impairment losses.

Right-of-use assets are depreciated from the commencement date on a straight-line basis over the shorter of the lease term and useful life of the underlying asset. Right of use assets are evaluated for recoverability whenever events or changes in circumstances indicate that their carrying amounts may not be recoverable. For the purpose of impairment testing, the recoverable amount (i.e. the higher of the fair value less cost to sell and the value-in-use) is determined on an individual asset basis unless the asset does not generate cash flows that are largely independent of those from other assets. In such cases, the recoverable amount is determined for the Cash Generating Unit (CGU) to which the asset belongs.

The lease liability is initially measured at amortized cost at the present value of the future lease payments. The lease payments are discounted using the generally accepted interest rate. Lease liabilities are remeasured with a corresponding adjustment to the related right of use asset if the Company changes its assessment if whether it will exercise an extension or a termination option.

Lease liability and ROU asset have been separately presented in the Balance Sheet and lease payments have been classified as financing cash flows.

Leases for which the Group is a lessor is classified as a finance or operating lease. Whenever the terms of the lease transfer substantially all the risks and rewards

of ownership to the lessee, the contract is classified as a finance lease. All other leases are classified as operating leases.

In respect of assets given on operating lease, lease rentals are accounted in the Statement of Profit and Loss, on accrual basis in accordance with the respective lease agreements.

## 7.13 Government Grants

Government grants are initially recognised as deferred income at fair value if there is reasonable assurance that they will be received and the Company will comply with the conditions associated with the grant;

- » In case of capital grants, they are then recognised in Statement of Profit and Loss as other income on a systematic basis over the useful life of the asset.
- » In case of grants that compensate the Company for expenses incurred are recognised in Statement of Profit and Loss on a systematic basis in the periods in which the expenses are recognised.

## 7.14 Earnings Per Share

Basic earnings per equity share is computed by dividing the net profit attributable to the equity holders of the company by the weighted average number of equity shares outstanding during the period. Diluted earnings per equity share is computed by dividing the net profit attributable to the equity holders of the company by the weighted average number of equity shares considered for deriving basic earnings per equity share and also the weighted average number of equity shares that could have been issued upon conversion of all dilutive potential equity shares. The dilutive potential equity shares are adjusted for the proceeds receivable had the equity shares been actually issued at fair value. Dilutive potential equity shares are deemed converted as of the beginning of the period, unless issued at a later date. Dilutive potential equity shares are determined independently for each period presented.

## 7.15 Income Taxes

Income tax expense comprises current and deferred income tax.

Current tax is recognised in statement of profit or loss, except when they relate to items that are recognised in other comprehensive income or directly in equity, in which case, the current tax is also recognised in other comprehensive income or directly in equity respectively. Current income tax for current and prior periods is recognized at the amount expected to be paid to or recovered from the tax authorities, using the tax rates and tax laws that have been enacted by the balance sheet date. Deferred income tax assets and liabilities are recognized for all temporary differences arising between the tax bases of assets and liabilities and their carrying amounts in the financial statements.

# Notes to the Consolidated Financial Statements

for the year ended 31 March 2025

Deferred tax assets are reviewed at each reporting date and are reduced to the extent that it is no longer probable that the related tax benefit will be realised.

Deferred income tax assets and liabilities are measured using tax rates and tax laws that have been enacted or substantively enacted by the balance sheet date and are expected to apply to taxable income in the years in which those temporary differences are expected to be recovered or settled. The effect of changes in tax rates on deferred income tax assets and liabilities is recognized as income or expense in the period that includes the enactment or the substantive enactment date. A deferred income tax asset is recognized to the extent that it is probable that future taxable profit will be available against which the deductible temporary differences and tax losses can be utilized. The Group offsets current tax assets and current tax liabilities, where it has a legally enforceable right to set off the recognized amounts and where it intends either to settle on a net basis, or to realize the asset and settle the liability simultaneously.

Deferred income taxes are not provided on the undistributed earnings of subsidiaries where it is expected that the earnings of the subsidiary will not be distributed in the foreseeable future.

Management periodically evaluates positions taken in the tax returns with respect to situations in which applicable tax regulations are subject to interpretation and establishes provisions where appropriate.

## 7.16 Dividends to Shareholders

Annual dividend distribution to the shareholders is recognised as a liability in the period in which the dividends are approved by the shareholders. Any interim dividend paid is recognised on approval by Board of Directors. Dividend payable is recognised directly in equity.

## 7.17 Provisions, Contingent Liabilities, Contingent Assets and Commitments

### General:

Provisions (legal and constructive) are recognised when the Group has a present obligation (legal or constructive) as a result of a past event and it is probable that an outflow of resources will be required to settle the obligation, in respect of which a reliable estimate can be made.

Provisions (excluding retirement benefits and compensated absences) are not discounted to its present value and are determined based on best estimate required to settle the obligation at the balance sheet date. These are reviewed at each balance sheet date and adjusted to reflect the current best estimates.

If there is any expectation that some or all of the provision will be reimbursed, the reimbursement is

recognised as a separate asset but only when the reimbursement is virtually certain. The expense relating to a provision is presented in the statement of profit and loss net of any virtually certain reimbursement.

If the effect of the time value of money is material, provisions are discounted using a current pre-tax rate that reflects, when appropriate, the risk specific to the liability. When discounting is used, the increase in the provision due to the passage of time is recognised as a finance cost.

Contingent liability is disclosed in the case of:

- » a present obligation arising from past events, when it is not probable that an outflow of resources will be required to settle the obligation;
- » a present obligation arising from past events, when no reliable estimates is possible;
- » a possible obligation arising from past events, unless the probability of outflow of resources is remote.

Contingent liabilities are not recognised but disclosed in the Consolidated Financial Statements. Contingent assets are neither recognised nor disclosed in the Financial Statements.

Commitments include the amount of purchase order (net of advances) issued to parties for completion of assets and Non-cancellable operating lease.

Provisions, contingent liabilities, contingent assets and commitments are reviewed at each balance sheet date.

## 7.18 Fair value measurement

The Group measures financial instruments, such as, derivatives at fair value at each balance sheet date in accordance with Ind AS 113.

Financials Statements have been prepared on the historical cost basis except for the following material items in the statement of financial position:

- » Derivative financial instruments (mainly forward currency contracts) are measured at fair value received from Bank.
- » Mutual Funds are measured at fair values as per Net Asset Value (NAV).
- » Employee Stock Option Plan (ESOP) at fair values as per Black Scholes option pricing model.

Fair value is the price that would be received to sell an asset or settle a liability in an ordinary transaction between market participants at the measurement date.

The fair value of an asset or a liability is measured using the assumptions that market participants would use when pricing the asset or liability, assuming that market participants act in their economic best interest.

## Notes to the Consolidated Financial Statements

for the year ended 31 March 2025

A fair value measurement of a non-financial asset takes into account a market participant’s ability to generate economic benefits by using the asset in its highest and best use or by selling it to another market participant that would use the asset in its highest and best use.

The Group uses valuation techniques that are appropriate in the circumstances and for which sufficient data are available to measure fair value, maximising the use of relevant observable inputs and minimising the use of unobservable inputs.

All assets and liabilities for which fair value is measured or disclosed in the financial statements are categorised within the fair value hierarchy, described as follows, based on the lowest level input that is significant to the fair value measurement as a whole:

- » Level 1 – Quoted (unadjusted) market prices in active markets for identical assets or liabilities.
- » Level 2 – Valuation techniques for which the lowest level input that is significant to the fair value measurement is directly or indirectly observable.
- » Level 3 – Valuation techniques for which the lowest level input that is significant to the fair value measurement is unobservable.

For assets and liabilities that are recognised in the financial statements on a recurring basis, the Group determines whether transfers have occurred between levels in the hierarchy by re-assessing categorisation (based on the lowest level input that is significant to the fair value measurement as a whole) at the end of each reporting period.

For the purpose of fair value disclosures, the company has determined classes of assets and liabilities on the basis of the nature, characteristics and risks of the asset or liability and the level of the fair value hierarchy as explained above.

### 7.19 Recent accounting pronouncements

Ministry of Corporate Affairs (“MCA”) notifies new standards or amendments to the existing standards under Companies (Indian Accounting Standards) Rules as issued from time to time. For the year ended 31 March, 2025, MCA has notified Ind AS – 117 Insurance Contracts and amendments to Ind AS 116 – Leases, relating to the sale and leaseback transactions, w.e.f. April 1, 2024. The Group has reviewed the new pronouncements and based on its evaluation has determined that it does not have any significant impact in its financial statements.

## Notes to the Consolidated Financial Statements

as at 31 March 2025

### 8. Property, Plant and Equipment, Capital Work-In –Progress and Other Intangible Assets (Other than Self Generated)

#### 8.1 As at 31 March 2025

Particulars	Gross Block (Cost or Deemed Cost)				Accumulated Depreciation/Amortisation					Net Block	
	As at 01 April 2024	Exchange Difference	Additions	Disposals	As at 31 March 2025	As at 01 April 2024	Exchange Difference	For the year	Disposals	As at 31 March 2025	As at 31 March 2025
(A) Property, plant and equipment											
Freehold land**	148.84	0.04	-	2.17	146.71	-	-	-	-	-	146.71
Leasehold improvement	0.00	0.00	-	-	0.00	0.00	0.00	-	-	0.00	0.00
Buildings	617.40	0.07	197.30	3.51	811.26	169.35	0.03	17.21	1.25	185.34	625.92
Plant and equipments	1,300.54	-	106.34	3.36	1,403.52	568.03	-	90.15	2.55	655.63	747.89
Furniture and fixtures	94.34	0.08	23.73	0.70	117.45	61.75	0.04	6.26	0.49	67.56	49.89
Vehicles	4.20	0.00	0.65	1.08	3.77	2.98	0.01	0.23	0.77	2.45	1.32
Office equipments	28.56	0.01	25.68	0.43	53.82	21.63	0.01	3.33	0.34	24.63	29.19
Computers	41.57	0.00	16.61	0.34	57.84	27.60	0.00	6.60	0.31	33.89	23.95
Total	2,235.45	0.20	370.31	11.59	2,594.37	851.34	0.09	123.78	5.71	969.50	1,624.87
(B) Other intangible assets											
Computer Software	43.84	0.15	2.46	0.95	45.50	29.18	0.11	5.34	0.95	33.68	11.82
Trademark	-	-	37.58	-	37.58	-	-	2.88	-	2.88	34.70
Total	43.84	0.15	40.04	0.95	83.08	29.18	0.11	8.22	0.95	36.56	46.52
Total (A + B)	2,279.29	0.35	*410.35	12.54	2,677.45	880.52	0.20	132.00	6.66	1,006.06	1,671.40
(C) Capital work in progress #	256.45	-	338.29	418.47	176.27	-	-	-	-	-	176.27
(D) Investment properties	-	-	-	-	-	-	-	-	-	-	-
Total (A) + (B) + (C) + (D)											1,847.67

\* Addition includes ₹ 7.41 Crore used for Research and Development.

# Capital-Work-in Progress ageing schedule.

Particulars	Amount in Capital Work-In-Progress for a period of				Total
	Less than 1 year	1-2 years	2-3 years	More than 3 years	
Projects in progress (*)	149.19	24.99	2.08	-	176.26

\* Project execution plans are assessed on an annual basis and all the projects are executed as per rolling annual plan.

# Notes to the Consolidated Financial Statements

as at 31 March 2025

## 8.2 As at 31 March 2024

₹ in Crore											
Particulars	Gross Block (Cost or Deemed Cost)				Accumulated Depreciation/Amortisation					Net Block	
	As at 01 April 2023	Exchange Difference	Additions	Disposals	As at 31 March 2024	As at 01 April 2023	Exchange Difference	For the year	Disposals	As at 31 March 2024	As at 31 March 2024
(A) Property, plant and equipment											
Freehold land	157.66	0.03	-	8.85	148.84	-	-	-	-	-	148.84
Leasehold improvement	0.00	-	-	-	0.00	0.00	-	-	-	0.00	0.00
Buildings	605.66	(0.05)	11.79	-	617.40	153.13	(0.03)	16.25	-	169.35	448.05
Plant and equipments	1,223.26	-	80.15	2.87	1,300.54	481.72	-	88.70	2.39	568.03	732.51
Furniture and fixtures	92.37	0.02	1.96	0.01	94.34	55.95	0.01	5.78	0.01	61.73	32.61
Vehicles	11.46	(0.21)	0.04	7.09	4.20	9.70	(0.19)	0.33	6.86	2.98	1.22
Office equipments	26.65	(0.02)	2.14	0.21	28.56	19.47	(0.02)	2.38	0.20	21.63	6.93
Computers	34.18	-	7.96	0.57	41.57	23.44	-	4.69	0.53	27.60	13.97
Total (A)	2,151.26	(0.23)	104.04	19.60	2,235.45	743.41	(0.23)	118.13	9.99	851.32	1,384.13
(B) Other intangible assets											
Computer Software	31.88	0.07	11.89	-	43.84	24.13	0.04	5.01	-	29.18	14.66
Total (B)	31.88	0.07	11.89	-	43.84	24.13	0.04	5.01	-	29.18	14.66
Total (A + B)	2,183.14	(0.16)	* 115.93	19.60	2,279.29	767.55	(0.19)	123.14	9.99	880.50	1,398.79
(C) Capital work in progress #	209.47	-	169.63	122.65	256.45	-	-	-	-	-	256.45
(D) Investment properties **	-	-	-	-	-	-	-	-	-	-	-
Total (A) + (B) + (C) + (D)											1,655.24

\* Addition includes ₹ 4.83 Crore used for Research and Development.

\*\* Freehold land of ₹ 8.85 cr classified as held for sale (refer note 21 & 66).

# Capital work-in-progress ageing schedule.

₹ in Crore					
Particulars	Amount in Capital Work-In-Progress for a period of				Total
	Less than 1 year	1-2 years	2-3 years	More than 3 years	
Projects in progress (*)	121.75	36.65	38.86	59.19	256.45

\* Project execution plans are assessed on an annual basis and all the projects are executed as per rolling annual plan.

CWIP includes cost incurred on corporate house under construction and is schedule to meet the annual rolling plan though there is delay as compared to the original plan due to delays in Government approval, pandemic and various other pediments outside of management control at various stages. There are no identified overruns from budgeted cost.

## 8.3 Right-of-use assets (refer note 55)

### As at 31 March 2025

₹ in Crore											
Particulars	Gross Block (Cost or Deemed Cost)				Accumulated Depreciation/Amortisation					Net Block	
	As at 01 April 2024	Exchange Difference	Additions	Disposals	As at 31 March 2025	As at 01 April 2024	Exchange Difference	For the year	Disposals	As at 31 March 2025	As at 31 March 2025
Leasehold land	62.59	-	-	-	62.59	3.77	-	0.95	-	4.72	57.87
Leasehold properties	47.53	0.40	22.49	9.41	61.02	25.96	0.21	11.16	9.06	28.25	32.76
Total	110.12	0.40	22.49	9.41	123.61	29.72	0.21	12.11	9.06	32.98	90.63

# Notes to the Consolidated Financial Statements

as at 31 March 2025

## As at 31 March 2024

₹ in Crore											
Particulars	Gross Block (Cost or Deemed Cost)				Accumulated Depreciation/Amortisation					Net Block	
	As at 01 April 2023	Exchange Difference	Additions	Disposals	As at 31 March 2024	As at 01 April 2023	Exchange Difference	For the year	Disposals	As at 31 March 2024	As at 31 March 2024
Leasehold land	62.59	-	-	-	62.59	2.82	-	0.95	-	3.77	58.82
Leasehold properties	37.01	-	12.15	1.63	47.53	15.97	-	11.30	1.31	25.95	21.58
Total	99.60	-	12.15	1.63	110.12	18.79	-	12.25	1.31	29.72	80.40

## 9. Investments (Non-Current)

₹ in Crore		
Particulars	As at 31 March 2025	As at 31 March 2024
Long term trade investments		
Unquoted investments		
in Joint Venture		
Turkmenderman Ajanta Pharma Ltd. (Refer Note below #)		
2,00,000 (31 March 2024 2,00,000) Shares of US \$ 10 each fully paid-up	-	-
In Membership Share in LLP (at Fair Value through Profit or Loss)		
ABCD Technologies LLP, India (Percentage share 31 March 2025: 4.27% (31 March 2024: 4.03%))	25.24	18.58
In others at fair value		
OPGS Power Gujarat Private Limited		
1,95,000 (31 March 2024 1,95,000) Shares of ₹ 0.19 each	0.00	0.00
(31 March 2025 ₹ 37,050, 31 March 2024 ₹ 37,050)		
Total	25.24	18.58
# Note: The Company has made full provision for investment in aggregate value of unquoted investments in Turkmenderman Ajanta Pharma Limited in year 2014-15 and the carrying value of investment is considered as Nil.		
Aggregate value of unquoted investments	32.19	25.53
Aggregate value of unquoted investments (net of impairment)	25.24	18.58
Aggregate market value of quoted investments	-	-
Aggregate amount of impairment in value of non current investment	6.95	6.95
* Figures in Brackets are for Previous Years		

## 10. Other Non-Current Financial Assets

₹ in Crore		
Particulars	As at 31 March 2025	As at 31 March 2024
Unsecured, considered good unless otherwise stated		
Security deposits	5.54	4.99
Financial asset at amortised cost	3.20	4.16
In deposit accounts with banks with maturity of more than 12 months from the balance sheet date		
- Under lien	0.48	0.19
Interest accrued on fixed deposits with banks	0.03	0.02
	9.25	9.36

# Notes to the Consolidated Financial Statements

as at 31 March 2025

## 11. Deferred Tax Assets (Net)

Particulars	₹ in Crore	
	As at 31 March 2025	As at 31 March 2024
Others	186.43	134.45
	<b>186.43</b>	<b>134.45</b>

## 12. Other Non-Current Assets

Particulars	₹ in Crore	
	As at 31 March 2025	As at 31 March 2024
<b>(Unsecured, considered good unless otherwise stated)</b>		
Capital advances	8.67	7.88
Vat receivable	4.04	1.04
Octroi refund receivable	-	0.52
	<b>12.71</b>	<b>9.44</b>

## 13. Inventories

Particulars	₹ in Crore	
	As at 31 March 2025	As at 31 March 2024
<b>(At lower of cost and net realisable value)</b>		
Raw materials	281.11	233.25
Packing materials	49.77	54.71
Work-in-progress	45.55	54.35
Finished goods (including in transit ₹ 120.77 Crore, 31 March 2024 ₹ 120.57 Crore)	312.98	291.31
Stock-in-trade (including in transit ₹ 6.89 Crore, 31 March 2024 ₹ 8.01 Crore)	214.44	194.74
	<b>903.85</b>	<b>828.36</b>

During the year, the group recorded inventory write downs of ₹ 6.62 Crore (31 March 2024 ₹ 5.95 Crore). These adjustments were included in cost of material consumed and changes in inventories.

## 14. Current Investments

Particulars	₹ in Crore	
	As at 31 March 2025	As at 31 March 2024
<b>Measured at Fair Value through Profit or Loss</b>		
<b>Quoted</b>		
Investments in Market Linked Non Convertible Debentures	-	37.12
Investment in Mutual Funds	128.69	10.24
Alternative Investment CAT-II	10.12	-
<b>Measured at Amortised Cost</b>		
<b>Quoted</b>		
Investments in Non Convertible Debentures	299.90	251.79
<b>Unquoted</b>		
Investment in Commercial Papers	-	30.90
	<b>438.71</b>	<b>330.05</b>
Aggregate book value of quoted investments	428.59	299.15
Aggregate market value of quoted investments	428.59	299.15
Aggregate book value of unquoted investments (net of impairment)	10.12	30.90
Aggregate amount of impairment in value of investments	-	-

# Notes to the Consolidated Financial Statements

as at 31 March 2025

## 15. Trade Receivables

Particulars	₹ in Crore	
	As at 31 March 2025	As at 31 March 2024
<b>(Unsecured, considered good unless otherwise stated)</b>		
Trade receivables considered good	1,182.74	1,246.84
Trade receivables which have significant increase in credit risk	0.43	2.70
Trade receivables credit impaired	5.46	6.13
	<b>1,188.63</b>	<b>1,255.67</b>
Less: Loss allowance	(5.89)	(8.83)
<b>Total Receivables</b>	<b>1,182.74</b>	<b>1,246.84</b>
Break-up of Security Details		
(i) Trade receivables considered good – Secured	-	-
(ii) Trade receivables considered good – Unsecured	1,182.74	1,246.84
(iii) Trade receivables which have significant increase in Credit Risk	0.43	2.70
(iv) Trade receivables – credit impaired	5.46	6.13
<b>Total</b>	<b>1,188.63</b>	<b>1,255.67</b>
Loss Allowance	(5.89)	(8.83)
<b>Total Trade Receivables</b>	<b>1,182.74</b>	<b>1,246.84</b>

### Ageing Schedule for trade receivables as on 31 March 2025

Particulars	Not Due	Outstanding for following period from due date of payment					Total
		< 6 Months	6 -12 months	1 -2 year	2-3 years	More than 3 years	
(i) Undisputed Trade receivables – considered good	361.68	802.50	17.30	1.26	-	-	1,182.74
(ii) Undisputed Trade Receivables – which have significant increase in credit risk	-	-	-	-	-	-	-
(iii) Undisputed Trade Receivables – credit impaired	-	1.70	2.88	0.21	0.21	0.46	5.46
(iv) Disputed Trade Receivables– considered good	-	-	-	-	-	-	-
(v) Disputed Trade Receivables – which have significant increase in credit risk	-	-	-	-	-	0.43	0.43
(vi) Disputed Trade Receivables – credit impaired	-	-	-	-	-	-	-
<b>Total</b>	<b>361.68</b>	<b>804.20</b>	<b>20.18</b>	<b>1.47</b>	<b>0.21</b>	<b>0.89</b>	<b>1,188.63</b>
Less: Loss Allowance							(5.89)
<b>Total Trade Receivable</b>							<b>1,182.74</b>

# Notes to the Consolidated Financial Statements

as at 31 March 2025

## Ageing Schedule for trade receivables as on 31 March 2024

Particulars	Not Due	Outstanding for following period from due date of payment					Total
		< 6 Months	6-12 Months	1 -2 year	2-3 years	More than 3 years	
(i) Undisputed Trade receivables – considered good	1,113.82	109.30	23.14	0.58	-	-	1,246.84
(ii) Undisputed Trade Receivables – which have significant increase in credit risk	-	-	-	-	-	-	-
(iii) Undisputed Trade Receivables – credit impaired	-	1.71	1.13	0.10	2.28	0.91	6.13
(iv) Disputed Trade Receivables – considered good	-	-	-	-	-	-	-
(v) Disputed Trade Receivables – which have significant increase in credit risk	-	-	-	-	2.70	-	2.70
(vi) Disputed Trade Receivables – credit impaired	-	-	-	-	-	-	-
<b>Total</b>	<b>1,113.82</b>	<b>111.01</b>	<b>24.27</b>	<b>0.68</b>	<b>4.98</b>	<b>0.91</b>	<b>1,255.67</b>
Less: Loss Allowance							(8.83)
<b>Total Trade Receivable</b>							<b>1,246.84</b>

There are no unbilled receivables, hence the same is not disclosed in the ageing schedule.

(There are no other trade receivables which have significant increase in credit risk, Refer note 51 for information about credit risk and market risk of trade receivables).

The loss allowance on trade receivable has been computed on the basis of Ind AS 109, Financial Instruments which require such allowance to be made even for trade receivable considered good on the basis that credit risk exists even though it may be very low. The Company exposure to credit and currency risk and loss allowance related to trade receivable are disclosed in note 51.

## 16. Cash and Cash Equivalents

Particulars	₹ in Crore	
	As at 31 March 2025	As at 31 March 2024
<b>Cash and cash equivalents (as per Ind AS-7 - "Statement of cash flows")</b>		
<b>Bank balances</b>		
- In current accounts	156.39	90.55
- In EEFC Accounts	18.73	38.93
Cash on Hand	0.00	0.01
	<b>175.12</b>	<b>129.49</b>

## 17. Bank Balances Other than Cash and Cash Equivalent

Particulars	₹ in Crore	
	As at 31 March 2025	As at 31 March 2024
<b>Earmarked balances with banks</b>		
- Unpaid dividend	1.10	0.72
Unpaid Sale Proceeds of Fractional Shares (31 March 2025 ₹ 24,399 {including deposit of ₹ 8,521}, 31 March 2024 ₹ 24,226 {including deposit of ₹ 8,935})	0.00	-
In Deposit Accounts (original maturity of more than 3 months but less than 12 months)		
- Under lien	0.02	0.56
	<b>1.12</b>	<b>1.28</b>

# Notes to the Consolidated Financial Statements

as at 31 March 2025

## 18. Loans

Particulars	₹ in Crore	
	As at 31 March 2025	As at 31 March 2024
<b>(Unsecured, considered good unless otherwise stated)</b>		
Advances to employees	-	31.77
Loan to employees	2.54	2.19
	<b>2.54</b>	<b>33.96</b>

Particulars	₹ in Crore	
	As at 31 March 2025	As at 31 March 2024
<b>Loans to Employees</b>		
Secured, considered good	-	-
Unsecured, considered good	2.54	2.19
Significant increase in Credit Risk	-	-
Credit impaired	-	-
	<b>2.54</b>	<b>2.19</b>

## 19. Other Current Financial Assets

Particulars	₹ in Crore	
	As at 31 March 2025	As at 31 March 2024
Interest receivable	2.29	6.54
Forward exchange contracts used for hedging	-	12.48
Insurance receivable	0.03	-
	<b>2.32</b>	<b>19.02</b>

## 20. Other Current Assets

Particulars	₹ in Crore	
	As at 31 March 2025	As at 31 March 2024
<b>Advances other than capital advances</b>		
<b>Advances to vendors</b>		
- considered good	39.27	38.24
Prepaid expenses	24.58	25.92
Advances to Employees	14.54	-
Other advances recoverable	6.03	5.79
<b>Balance with Statutory/Govt. Authorities</b>		
- GST receivable	26.98	54.30
Export benefits receivable	11.90	8.82
	<b>123.30</b>	<b>133.07</b>

## 21. Asset Held for Sale (Refer Note 66)

Particulars	₹ in Crore	
	As at 31 March 2025	As at 31 March 2024
Investment Properties	13.33	8.85
	<b>13.33</b>	<b>8.85</b>

# Notes to the Consolidated Financial Statements

as at 31 March 2025

## 22. Equity Share Capital

	As at 31 March 2025		As at 31 March 2024	
	Number of Shares	₹ in Crore	Number of Shares	₹ in Crore
<b>Authorised</b>				
Equity shares of ₹ 2 each	15,00,00,000	30.00	15,00,00,000	30.00
<b>Issued, subscribed and paid-up:</b>				
Issued, subscribed and fully paid up Equity shares of ₹ 2 each	12,49,12,099	24.98	12,59,15,655	25.18
Add: Share Forfeited (on account of Buyback)	7,66,500	0.09	7,66,500	0.09
<b>Total</b>	<b>12,56,78,599</b>	<b>25.07</b>	<b>12,66,82,155</b>	<b>25.27</b>

### 22.1 Movements in equity share capital

	As at 31 March 2025		As at 31 March 2024	
	Number of Shares	₹ in Crore	Number of Shares	₹ in Crore
Equity shares outstanding as at the beginning of the year	12,59,15,655	25.18	12,59,14,655	25.18
Add: Equity shares allotted during the year against option's excersised under Employee Stock Option Plan / Scheme (ESOP)*	25,325	0.01	1,000	-
Less: Equity shares extinguished on buy back (Refer note 22.8)	(10,28,881)	(0.21)	-	-
<b>Equity shares outstanding as at the end of the year</b>	<b>12,49,12,099</b>	<b>24.98</b>	<b>12,59,15,655</b>	<b>25.18</b>

\*(31 March 2024 Rs 2,000)

### 22.2 Rights attached to Equity shares

The company has only one class of Equity shares with voting rights having a par value of ₹ 2 per share. The company declares & pays dividend in Indian Rupees. Any interim dividend paid is recognised on the approval by Board of Directors.

The following dividends were declared and paid by the Company during the year ended:

Particulars	₹ in Crore	
	As at 31 March 2025	As at 31 March 2024
Interim and final equity dividend were declared and paid for financial year 2023-24 at ₹ 51.00 per equity share	-	642.17
Interim and final equity dividend were declared and paid for financial year 2024-25 at ₹ 28.00 per equity share	349.75	-
<b>Total</b>	<b>349.75</b>	<b>642.17</b>

In the event of liquidation of the company, the holders of Equity shares will be entitled to receive remaining assets of the company, after distribution of all preferential amounts. The distribution will be in proportion to the numbers of Equity shares held by shareholders.

Dividends and tax thereon have not been recognised as liabilities in the year to which they pertain to and is recorded in the year in which they have been approved in the Annual General Meeting.

# Notes to the Consolidated Financial Statements

as at 31 March 2025

## 22.3 Details of shareholders holding more than 5% Equity shares

Name of Shareholders	As at 31 March 2025		As at 31 March 2024	
	Number of Shares	% holding	Number of Shares	% holding
Yogesh M Agrawal, Trustee Yogesh Agrawal Trust	1,80,78,147	14.47	1,82,33,038	14.48
Rajesh M Agrawal, Trustee Rajesh Agrawal Trust	1,80,78,147	14.47	1,82,33,039	14.48
Ravi Purushottam Agrawal, Trustee Ravi Agrawal Trust	1,62,42,904	13.00	1,63,86,623	13.01
Aayush Madhusudan Agrawal, Trustee Aayush Agrawal Trust	1,41,12,924	11.30	1,42,37,664	11.31
Gabs Investments Private Limited	1,25,88,393	10.08	1,25,88,393	10.00

## 22.4 Equity shares reserved for issuance under Share based Incentive Plan 2019 of the Company

	₹ in Crore	
	As at 31 March 2025	As at 31 March 2024
	Number of Shares	Number of Shares
Equity shares	4,69,175	4,94,500

## 22.5 Aggregate number of Equity shares issued during last five years pursuant to Employees Stock Options Scheme 2011 & Share based Incentive Plan 2019

	₹ in Crore	
	As at 31 March 2025	As at 31 March 2024
	No. of Shares	No. of Shares
Equity shares	2,53,575	2,28,250

## 22.6 Equity shares allotted as fully paid up bonus Shares for the period of five years immediately preceding the balance sheet date

	₹ in Crore	
	As at 31 March 2025	As at 31 March 2024
	No. of Shares	No. of Shares
Bonus Shares on allotment of ESOP in F.Y. 2022-23	500	500
Bonus Shares issued in F.Y. 2022-23	4,27,07,885	4,27,07,885

## 22.7 Equity shares extinguished on buy-back

### 31 March 2025

The Board of Directors of the Company, at its meeting held on 02 May 2024 had approved the proposal of Buy-back of 10,28,881 fully paid-up equity shares of the Company of face value of ₹ 2 each at a price of ₹ 2,770/- per equity share, on a proportionate basis, for an aggregate amount not exceeding ₹ 285.00 Crore through the tender offer process ("Buyback"), in accordance with the provisions of the Companies Act, 2013, and rules made thereunder, and the Securities and Exchange Board of India (Buy-Back of Securities) Regulations, 2018 (the "SEBI Buyback Regulations"). The buyback issue opened on 05 June 2024 and closed on 11 June 2024. The Company has taken the impact of buyback in previous financial year and paid in current financial year, for this Company has utilised its General Reserve (₹ 139.48 Crore), Security Premium (₹ 0.36 Crore) and Retain Earning (₹ 145.15Crore)for the buyback of its equity shares. Total transaction cost of ₹ 1.61 Crore incurred towards buyback and tax of ₹ 66.35 Crore was offset from retained earnings. In accordance with Section 69 of the Companies Act 2013, the Company has created Capital Redemption Reserve of ₹ 0.21 Crore equal to the nominal value of the shares bought back as an appropriation from the General Reserve.

### 31 March 2024

Board of Directors have approved buy back of its 10,28,881 equity shares, being 0.82% of the total paid up equity share capital (prior buyback) at ₹ 2,770 per equity share for an aggregate amount of ₹ 285.00 Crore on 02 May 2024.

# Notes to the Consolidated Financial Statements

as at 31 March 2025

## 31 March 2023

The Company bought back 22,10,500 equity shares for an aggregate amount not exceeding of ₹ 315.00 Crore being 2.59% of the total paid up equity share capital (prior buyback) at ₹ 1,425 per equity share. The equity shares bought back were extinguished on 19 April 2023.

## 31 March 2022

The Company bought back 11,20,000 equity shares for an aggregate amount not exceeding of ₹ 285.60 Crore being 1.29% of the total paid up equity share capital (prior buyback) at ₹ 2,550 per equity share. The equity shares bought back were extinguished on 28 February 2022.

## 31 March 2021

The Company bought back 7,35,000 equity shares for an aggregate amount not exceeding of ₹ 136.00 Crore being 0.84% of the total paid up equity share capital (prior buyback) at ₹ 1,850 per equity share. The equity shares bought back were extinguished on 30 December 2020.

## 31 March 2019

The Company bought back 7,69,230 equity shares for an aggregate amount not exceeding of ₹ 100.00 Crore being 0.87% of the total paid up equity share capital (prior buyback) at ₹ 1,300 per equity share. The equity shares bought back were extinguished on 26 March 2019.

## 22.8 Details of Equity Shares held by promoters at the end of the year

Name of Shareholders	As at 31 March 2025		As at 31 March 2024	
	Number of Shares	% holding	Number of Shares	% holding
Yogesh M Agrawal, trustee Yogesh Agrawal Trust	1,80,78,147	14.47	1,82,33,038	14.48
Rajesh M Agrawal, trustee Rajesh Agrawal Trust	1,80,78,147	14.47	1,82,33,039	14.48
Ravi Purushottam Agrawal, trustee Ravi Agrawal Trust	1,62,42,904	13.00	1,63,86,623	13.01
Aayush Madhusudan Agrawal, trustee Aayush Agrawal Trust	1,41,12,924	11.30	1,42,37,664	11.31
Gabs Investments Private Limited	1,25,88,393	10.08	1,25,88,393	10.00
Ganga Exports being represented by Mr. Yogesh Agrawal, Mr. Rajesh Agrawal & Mr. Ravi Agrawal	33,48,261	2.68	33,79,297	2.68
Ravi P. Agrawal	2,85,000	0.23	2,85,000	0.23
Aayush M. Agrawal	30,000	0.02	30,000	0.02

## 23. Other Equity

Particulars	₹ in Crore	
	As at 31 March 2025	As at 31 March 2024
<b>Capital redemption reserve</b>		
Balance at the beginning of the year	0.44	0.44
Add/(less): utilised for buyback & allotment of Bonus shares	0.21	-
<b>Balance as at the year end</b>	<b>0.65</b>	<b>0.44</b>
<b>Securities premium account</b>		
Balance at the beginning of the year	0.18	-
Add: addition during the year	3.84	0.18
Less: utilisation for buyback of shares	(0.36)	-
<b>Balance as at the year end</b>	<b>3.66</b>	<b>0.18</b>
<b>Foreign Currency Translation Reserve</b>		
Balance at the beginning of the year	21.33	18.00
Add: Addition during the year	7.68	3.33
<b>Balance as at the year end</b>	<b>29.01</b>	<b>21.33</b>

# Notes to the Consolidated Financial Statements

as at 31 March 2025

Particulars	₹ in Crore	
	As at 31 March 2025	As at 31 March 2024
<b>General reserve</b>		
Balance at the beginning and at the end of the year	211.04	211.04
Less: transferred to capital redemption reserve	-	-
Less: utilised for buyback & allotment of Bonus shares	(139.48)	-
<b>Balance as at the year end</b>	<b>71.56</b>	<b>211.04</b>
<b>Employee stock option outstanding</b>		
Balance at the beginning of the year	5.65	0.34
Add: share based payment expenses	(4.04)	(0.37)
Less: exercised during the year	(3.57)	(5.68)
<b>Balance as at the year end</b>	<b>5.18</b>	<b>5.65</b>
<b>Other items of other comprehensive income (Re-measurement gains (losses) on defined benefit plans)</b>		
Balance at the beginning of the year	(10.89)	(8.37)
Add: amount transferred	(5.83)	(2.52)
<b>Balance as at the year end</b>	<b>(16.72)</b>	<b>(10.89)</b>
<b>Retained earnings</b>		
Balance at the beginning of the year	3,314.35	3,141.27
Profit for the year	920.39	816.17
<b>Less: Appropriations</b>		
- Interim Dividend on Equity shares	349.75	642.17
- Expense relating to buyback of Equity shares	213.11	0.92
<b>Balance at the year end</b>	<b>3,671.88</b>	<b>3,314.35</b>
<b>Total Other equity</b>	<b>3,765.22</b>	<b>3,542.09</b>

## 24. Lease Liabilities

Particulars	₹ in Crore	
	As at 31 March 2025	As at 31 March 2024
Lease liabilities (refer note 55)	34.72	23.52
	<b>34.72</b>	<b>23.52</b>

## 25. Other Financial Liabilities (Non Current)

Particulars	₹ in Crore	
	As at 31 March 2025	As at 31 March 2024
Security Deposits payable	1.05	1.37
	<b>1.05</b>	<b>1.37</b>

## 26. Other Non-Current Liabilities

Particulars	₹ in Crore	
	As at 31 March 2025	As at 31 March 2024
Deferred Government Grant	2.00	2.34
	<b>2.00</b>	<b>2.34</b>

# Notes to the Consolidated Financial Statements

as at 31 March 2025

## 27. Provisions (Non-Current)

Particulars	₹ in Crore	
	As at 31 March 2025	As at 31 March 2024
<b>Provision for employee benefits (Net)</b>		
Gratuity (Refer Note 49.2)	46.86	13.50
Compensated absences (Refer Note 49.3)	33.41	26.04
	<b>80.27</b>	<b>39.54</b>

## 28. Deferred Tax Liabilities (Net)

Particulars	₹ in Crore	
	As at 31 March 2025	As at 31 March 2024
<b>Tax effect of items constituting - Deferred tax liabilities</b>		
Difference in tax base of property, plant and equipment (A)	147.77	143.50
Unrealised gain/loss on securities carried at FVOCI/FVTPL (B)	(1.27)	(0.91)
<b>Tax effect of items constituting - Deferred tax assets</b>		
MAT credit entitlement (C)	-	-
Disallowance under income tax (D)	35.98	34.09
<b>Deferred tax liabilities (net) (A+B)-(C+D)</b>	<b>110.52</b>	<b>108.50</b>

## 29. Borrowings (Current)

Particulars	₹ in Crore	
	As at 31 March 2025	As at 31 March 2024
<b>Current Maturities of long-term borrowing</b>		
Vehicle loans (secured)	2.59	1.49
	<b>2.59</b>	<b>1.49</b>

## 30. Lease Liabilities

Particulars	₹ in Crore	
	As at 31 March 2025	As at 31 March 2024
Lease liabilities (refer note 55)	10.11	10.27
	<b>10.11</b>	<b>10.27</b>

## 31. Trade Payables

Particulars	₹ in Crore	
	As at 31 March 2025	As at 31 March 2024
Total outstanding dues of micro enterprises and small enterprises; and	21.55	20.64
Total outstanding dues of creditors other than micro enterprises and small enterprises.	432.65	442.56
	<b>454.20</b>	<b>463.20</b>

(Refer Note 63 for disclosure relating to Micro & Small Enterprises)

# Notes to the Consolidated Financial Statements

as at 31 March 2025

## 32. Other Financial Liabilities (Current)

Particulars	₹ in Crore	
	As at 31 March 2025	As at 31 March 2024
Unpaid dividend*	1.10	0.72
Unpaid sale proceeds of fractional shares* (31 March 2025 ₹ 15,878 and 31 March 2024 ₹ 15,291)	0.00	0.00
Capital creditors	55.59	43.18
Book overdraft	3.50	1.56
Employee benefits payable	48.83	29.29
Provision for anticipated sales return (Refer note 54)	263.18	223.27
Forward exchange contracts used for hedging	2.00	-
Other payables	-	0.01
	<b>374.20</b>	<b>298.03</b>

\*There are no amounts due and outstanding to be credited to Investor Education & Protection Fund as at 31 March 2024.

## 33. Other Current Liabilities

Particulars	₹ in Crore	
	As at 31 March 2025	As at 31 March 2024
Advances from customers	73.76	39.32
Statutory dues payable	17.03	20.08
Deferred government grant	0.33	0.33
	<b>91.12</b>	<b>59.73</b>

## 34. Provisions (Current)

Particulars	₹ in Crore	
	As at 31 March 2025	As at 31 March 2024
<b>Provision for employee benefits (net)</b>		
Gratuity (Refer Note 49.2)	15.37	10.73
Compensated absences (Refer Note 49.3)	7.98	7.03
	<b>23.35</b>	<b>17.76</b>

## 35. Current Tax Liabilities (Net)

Particulars	₹ in Crore	
	As at 31 March 2025	As at 31 March 2024
Provision for tax (net of income tax assets)	40.53	44.77
	<b>40.53</b>	<b>44.77</b>

## 36. Liabilities Classified as Held for Sale

Particulars	₹ in Crore	
	As at 31 March 2025	As at 31 March 2024
Liability against Assets held for sale (Refer note 66)	-	0.51
	<b>-</b>	<b>0.51</b>

# Notes to the Consolidated Financial Statements

for the year ended 31 March 2025

## 37. Revenue from Operations

Particulars	₹ in Crore	
	Year ended 31 March 2025	Year ended 31 March 2024
<b>Sale of products (Refer note 53)</b>		
Finished goods	3,802.77	3,448.59
Stock-in-trade	784.74	713.00
<b>Other operating revenues</b>		
Export incentives	32.84	27.16
Others	27.75	19.96
	<b>4,648.10</b>	<b>4,208.71</b>

## 38. Other Income

Particulars	₹ in Crore	
	Year ended 31 March 2025	Year ended 31 March 2024
Net gain on disposal of Property, Plant and Equipment	-	3.49
Income from financial assets carried at FVTPL		
Gain on sale/redemption of Current Investments	14.99	11.12
Gain on financial instrument at FVTPL	-	22.82
Income on financial assets carried at amortised cost		
Interest on deposits with banks	0.35	0.15
Interest from others	46.81	27.56
Exchange difference (net)	28.21	15.87
Miscellaneous income	4.14	3.59
	<b>94.50</b>	<b>84.60</b>

## 39. Cost of Material Consumed

Particulars	₹ in Crore	
	Year ended 31 March 2025	Year ended 31 March 2024
Raw material consumed	668.03	752.99
Packing material consumed	178.57	186.44
	<b>846.60</b>	<b>939.43</b>

## 40. Purchase of Stock-In-Trade

Particulars	₹ in Crore	
	Year ended 31 March 2025	Year ended 31 March 2024
Purchase of stock-in-trade	249.80	166.35
	<b>249.80</b>	<b>166.35</b>

# Notes to the Consolidated Financial Statements

for the year ended 31 March 2025

## 41. Changes in Inventories of Finished Goods, Work-In-Progress and Stock-In-Trade

Particulars	₹ in Crore	
	Year ended 31 March 2025	Year ended 31 March 2024
<b>Inventories at the beginning of the year:</b>		
Work-in-progress	54.35	52.46
Finished goods	291.31	278.69
Stock-in-trade	194.75	168.37
	<b>(A) 540.41</b>	<b>499.52</b>
<b>Inventories at the end of the year:</b>		
Work-in-progress	45.55	54.35
Finished goods	312.98	291.31
Stock-in-trade	214.45	194.75
	<b>(B) 572.98</b>	<b>540.41</b>
<b>Effect of foreign exchange translation</b>	<b>(C) 6.93</b>	<b>1.68</b>
<b>Total changes in inventories of finished goods, work-in-progress and stock-in-trade:</b>		
Work-in-progress	8.80	(1.89)
Finished goods	(21.67)	(12.62)
Stock-in-trade	(12.77)	(24.70)
<b>Total changes in inventories of finished goods, work-in-progress and stock-in-trade:</b>	<b>(A) - (B) + (C) (25.64)</b>	<b>(39.21)</b>

## 42. Employee Benefit Expenses

Particulars	₹ in Crore	
	Year ended 31 March 2025	Year ended 31 March 2024
Salaries, wages and bonus	975.36	825.67
Share based payment expense (refer note 50)	3.88	5.49
Contribution to provident and other funds	43.23	36.41
Gratuity expenses (refer note 49)	53.27	20.35
Staff welfare expenses	13.95	12.42
	<b>1,089.69</b>	<b>900.34</b>

## 43. Finance Cost

Particulars	₹ in Crore	
	Year ended 31 March 2025	Year ended 31 March 2024
Interest expenses	20.73	7.21
	<b>20.73</b>	<b>7.21</b>

# Notes to the Consolidated Financial Statements

for the year ended 31 March 2025

## 44. Depreciation and Amortisation Expense

Particulars	₹ in Crore	
	Year ended 31 March 2025	Year ended 31 March 2024
Depreciation on property, plant and equipment (refer note 8)	123.78	118.14
Amortisation on intangible assets (refer note 8)	8.22	5.01
Depreciation on right-of-use assets (Refer note 8)	12.11	12.25
Amortisation on investment property (Refer note 8)	-	-
	144.11	135.40

## 45. Other Expenses

Particulars	₹ in Crore	
	Year ended 31 March 2025	Year ended 31 March 2024
Selling expenses	296.24	248.63
Clearing and forwarding	180.41	164.42
Medical Literature Expenses	13.44	11.79
Field Travelling Expenses	51.11	42.96
Consultancy Charges	75.76	58.77
Travelling expenses	105.71	99.78
Processing charges	15.30	13.63
Power and fuel	70.34	66.57
Advertisement and publicity	5.76	4.49
Consumption of stores & spare parts	56.39	48.75
Product registration expenses	55.25	51.30
Rent (refer note 55)	9.33	7.38
Rates and taxes	1.77	1.43
Legal and professional fees	50.38	42.44
Postage, telephone and stationery expenses	12.96	12.78
<b>Repairs &amp; maintenance</b>		
Buildings	5.28	4.10
Plant and machinery	52.32	38.42
Computers & others	14.53	11.95
Insurance	18.02	15.55
Loss On Investment At FVTPL	3.65	9.11
Donation (refer note 65)	0.33	5.57
Bad debts written off, allowance for doubtful trade receivables (net)	0.03	0.06
Loss on financial instrument at FVTPL	8.82	-
Loss on sale/discard of property, plant and equipment (net)	0.60	-
Clinical and analytical charges	41.30	37.59
Director sitting fees	0.36	0.37
Corporate social responsibility expenses (refer note 58)	20.43	17.32
Commission to directors	0.16	0.12
Miscellaneous expenses	62.17	54.59
	1,228.15	1,069.87

# Notes to the Consolidated Financial Statements

for the year ended 31 March 2025

## 46. Capital Management

Group's policy is to maintain a strong capital base so as to maintain investor, creditor and market confidence and to sustain future development of the business. Management monitors the return (EBIT) on capital, as well as the level of dividends to equity shareholders. The Group's objective for capital management is to maximise shareholder value, safeguard business continuity and support the growth of the Group. The Group determines the capital requirement based on annual operating plans and long-term and other strategic investment plans.

Group monitors capital using a ratio of 'adjusted net debt' to 'adjusted equity'. For this purpose, adjusted net debt is defined as debt less cash and cash equivalents and current investments. Adjusted equity comprises all components of equity.

Group's policy is to keep the Net Debt Equity ratio below 1.00 and its adjusted net debt to equity ratio at 31 March 2025 was as follows.

Particulars	₹ in Crore	
	As at 31 March 2025	As at 31 March 2024
Borrowings	2.59	1.49
Less: Cash and Cash Equivalents and current investments	(613.83)	(459.54)
Adjusted net debt	A	(611.24)
Equity	B	3,790.29
Adjusted net debt to equity ratio	A/B	(0.16)

## 47. Basic and Diluted Earnings per Share is Calculated as under:

The numerator and denominator used to calculate Basic and diluted earnings per share:

Particulars	₹ in Crore	
	As at 31 March 2025	As at 31 March 2024
Profit after non-controlling interest attributable to Equity shareholders- for Basic EPS (₹ in Crore)	A	920.39
Add: Dilutive effect on profit (₹ in Crore)*	B	-
Numerator for calculating dilutive earning per share (₹ in Crore)	C=A-B	920.39
Weighted Average Number of Equity Shares outstanding - for Basic EPS	D	12,51,26,706
Add: Dilutive effect of ESOP outstanding- Number of Equity Shares *	E	49,508
Weighted Average Number of Equity Shares for Diluted EPS	F=D+E	12,51,76,214
Face Value per Equity Share (₹)		2
Basic Earnings Per Share (₹) **	A/D	73.56
Diluted Earnings Per Shares (₹) **	C/F	73.53

\* On account of Employee Stock Option Scheme 2011 (ESOS) and Share based Incentive Plan 2019 - (Refer note 50).

\*\* Earning per share has been computed after given effect of the share buyback.

# Notes to the Consolidated Financial Statements

for the year ended 31 March 2025

## 48. Consolidated Financial Statements Present the Consolidated Accounts of the Holding Company and Following Subsidiary Companies.

### 48.1 Details of subsidiaries of the Group are as under:

Name of the Company	Country of Incorporation	% voting power held as at 31 March 2024
Ajanta Pharma (Mauritius) Ltd. ("APML")	Mauritius	100%
Ajanta Pharma USA Inc. ("APUI")	U.S.A.	100%
Ajanta Pharma Philippines Inc. ("APPI")	Philippines	100%
Ajanta Pharma Nigeria Ltd. ("APNL")	Nigeria	100%

48.2 The financial statements of the subsidiaries used for consolidation are for the period from 1 April 2024 to 31 March 2025.

## 49. Employee Benefits in Respect of the Holding Company

As required by Ind AS 19 'Employee Benefits' the disclosures are as under:

### 49.1 Defined contribution plans

The Company offers its employees defined contribution plans in the form of Provident Fund (PF) and Employees' Pension Scheme (EPS) with the government, and certain state plans such as Employees' State Insurance (ESI). PF and EPS cover substantially all regular employees and the ESI covers certain employees. Contributions are made to the Government's administered funds. While both the employees and the Company pay predetermined contributions into the Provident Fund and the ESI Scheme, contributions into the Pension fund is made only by the Company. The contributions are normally based on a certain proportion of the employee's salary. The Company does not have any liability beyond depositing these amounts into the government administered fund. During the year, the Company has made the following contributions:

Particulars	₹ in Crore	
	Year ended 31 March 2025	Year ended 31 March 2024
Provident Fund and Employee's Pension Scheme	39.70	32.93
Employees State Insurance and others	3.52	3.48
<b>Total</b>	<b>43.22</b>	<b>36.41</b>

### 49.2. Defined benefit plans:

**Gratuity:** The Company makes annual contributions to Employees' Group Gratuity-cum Life Assurance (Cash Accumulation) Scheme of LIC, a funded defined benefit plan for qualifying employees. The Companies scheme provides for payment to vested employees as under:

#### 49.2.1. On normal retirement / early retirement / withdrawal / resignation:

As per the provisions of Payments of Gratuity Act, 1972 with vesting period of 5 years of service. A benefit ceiling has changed from ₹ 0.20 Crore to no limit for Directors.

# Notes to the Consolidated Financial Statements

for the year ended 31 March 2025

### 49.2.2. On the death in service:

As per the provisions of Payment of Gratuity Act, 1972 without any vesting period.

The most recent actuarial valuation of plan assets and the present value of the defined benefit obligation for gratuity were carried out as at 31 March 2025. The present value of the defined benefit obligations and the related current service cost and past service cost, were measured using the Projected Unit Credit Method.

Based on the actuarial valuation obtained in this respect, the following table sets out the status of the gratuity plan and the amounts recognised in the Company's financial statements as at the Balance Sheet date:

Particulars	₹ in Crore	
	As at 31 March 2025	As at 31 March 2024
<b>i) Changes in Defined Benefit Obligation</b>		
Opening defined benefit obligation	81.33	58.78
Current service cost	12.23	9.59
Interest cost	7.83	3.93
Actuarial loss / (gain)		
- Changes in financial assumptions	4.33	0.67
- Changes in demographic assumptions	-	-
- Experience adjustments	6.47	2.68
Past service cost	37.00	10.27
Benefit (paid)	(5.71)	(4.59)
<b>Closing defined benefit obligation</b>	<b>143.47</b>	<b>81.33</b>
<b>ii) Changes in value of Plan Assets</b>		
Opening value of plan assets	57.10	47.75
Interest Income	3.80	3.43
Return on plan assets excluding amount included in Interest Income	1.83	(0.53)
Contributions by employer	24.23	11.04
Benefits (paid)	(5.71)	(4.59)
<b>Closing value of plan assets</b>	<b>81.25</b>	<b>57.10</b>
<b>iii) Amount recognised in the Balance Sheet</b>		
Present value of funded obligations as at year end	143.47	81.33
Fair value of the plan assets as at year end	(81.25)	(57.10)
<b>Net liability recognised as at the year end</b>	<b>62.22</b>	<b>24.23</b>
<b>iv) Expenses recognised in the Statement of Profit and Loss</b>		
Current Service Cost	12.23	9.59
Past Service cost	37.00	10.27
Net Interest cost	4.04	0.49
<b>Net expenses recognised in the Statement of Profit and Loss</b>	<b>53.27</b>	<b>20.35</b>
<b>Expenses recognised in the Statement of Other comprehensive income</b>		
<b>Net actuarial loss/(gain) recognized in the current year</b>		
- Changes in financial assumptions	4.33	0.67
- Changes in demographic assumptions	-	-
- Experience adjustments	6.46	2.68
Return on plan assets excluding amounts included in interest income	(1.83)	0.53
<b>Net (Expenses) / Income recognised in the Statement of Other comprehensive income</b>	<b>8.96</b>	<b>3.88</b>

# Notes to the Consolidated Financial Statements

for the year ended 31 March 2025

₹ in Crore		
Particulars	As at 31 March 2025	As at 31 March 2024
<b>v) Asset information</b>		
Insurer Managed Funds (100%)		
(Fund is Managed by LIC as per IRDA guidelines, category-wise composition of the plan assets is not available)	100%	100%
<b>vi) Principal actuarial assumptions used</b>		
Discount rate (p.a.)	6.60%	7.35%
Mortality Rate	Indian Assured Lives Mortality (2012-14)	Indian Assured Lives Mortality (2012-14)
Salary growth rate (p.a.)	9.00% for next 1 year and 7.00% thereafter	9.00% for next 1 year and 7.00% thereafter
Weighted average duration of defined benefit obligation (Years)	5.57	5.83
<b>Withdrawal Rate (%) (Age Band)</b>		
25 and below	40%	40%
26 to 35	24%	24%
36 to 45	12%	12%
46 to 55	8%	8%
56 and above	8%	8%
<b>vii) Estimate of amount of contribution in immediate next year</b>	<b>15.37</b>	<b>10.73</b>

## Sensitivity Analysis

Reasonably possible changes at the reporting date to one of the relevant actuarial assumptions, holding other assumptions constant, would have affected the defined benefit obligation as shown below.

₹ in Crore				
	As at 31 March 2025		As at 31 March 2024	
	Increase	Decrease	Increase	Decrease
Discount rate (0.5% movement)	139.86	147.27	79.15	83.64
Salary growth rate (0.5% movement)	147.38	139.73	83.70	79.06
Withdrawal rate (W.R.) Sensitivity (10% movement)	142.94	144.04	81.09	81.55

Although the analysis does not take into account full distribution of cash flows expected under the plan, it does provide an approximation of sensitivity of assumptions. The estimate of future increase in compensation levels, considered in the actuarial valuation, have been taken on account of inflation, seniority, promotion and other relevant factors such as supply and demand in the employment market.

## 49.3 Leave Encashment:

The Holding Company's employees are entitled for compensated absences which are allowed to be accumulated and encashed as per the Company's policies. The liability of compensated absences, which is non-funded, has been provided based on report of independent actuary using "Projected Unit Credit Method".

Accordingly, ₹ 41.39 Crore (31 March 2024 ₹ 33.07 Crore) being liability as at the year-end for compensated absences as per actuarial valuation has been provided in the accounts.

## Employee retirement and other benefit obligations in respect of the subsidiary at Mauritius:

For employees who are not covered by a pension plan, the net present value of severance allowances payable is provided for aggregating ₹ 0.66 Crore (31 March 2024 ₹ Nil).

# Notes to the Consolidated Financial Statements

for the year ended 31 March 2025

## Employee retirement and other benefit obligations in respect of the subsidiary at Philippines:

Short term benefits include salaries and wages and other government contributions which are due within 12 months after the end of the period in which employee renders the related service. The Company's short-term employee benefits amounted to ₹ Nil (31 March 2024 ₹ Nil). The Company did not yet set up a retirement plan since it does not have more than ten employees who had served at least five years.

## Employee retirement and other benefit obligations in respect of the subsidiary at USA:

Short term benefits include salaries and wages and other government contributions which are due within 12 months after the end of the period in which employee renders the related service. The Company's short-term employee benefits amounted to ₹ 3.32 Crore (31 March 2024 ₹ 2.96 Crore).

## 50. Share Based Payments

The Holding Company has established "Employee Stock Options Scheme 2011" ('ESOP-2011') and "Share based Incentive Plan 2019" as approved in earlier year by the shareholders of the Company and Compensation committee of Board of Directors for the key employees of the Company. The options issued under the above scheme vest in a phased manner.

During the year ending on 31 March 2024, the company made the decision to withdraw the Employee Stock Options Scheme 2011 in the Nomination & Remuneration committee meeting held on 31 January 2024, with immediate effect.

During the year ending on 31 March 2025 15,700 option cancelled by the Company under the Share based Incentive Plan 2019 to the employees of the Group (includes 13,000 options granted to employee of a subsidiary).

Grant Date	No. of option Granted	No. of Option Cancelled	Exercise Price	Vesting Period
27 July 2023	-	15,700	-	-

The options are granted at an exercise price which is in accordance with the relevant SEBI guidelines in force, at the time of such grants. Each option entitles the holder to exercise the right to apply for and seek allotment of one equity share of ₹ 2 /- each.

The particulars of the options under Share based Incentive Plan 2019 are as under:

₹ in Crore		
Particulars	As at 31 March 2025 Nos.	As at 31 March 2024 Nos.
Option outstanding as at the beginning of the year	90,600	4,000
Add: Option granted during the year	-	91,350
Less: Option exercised during the year	25,325	1,000
Less: Option lapsed/cancelled during the year	15,700	3,750
Option outstanding as at the year End	49,575	90,600

Particulars	As at 31 March 2025 Nos.	Range of Exercise Prices (₹)	Weighted Average Exercise Prices (₹)	Weighted Average share price at the date of exercise (₹)	Weighted Average Contractual life (Years)
Options outstanding as at the beginning of the year	90,600	2.00	2.00	-	1.37
Add: Options granted during the year	-	-	-	-	-
Less: Options exercised during the year	25,325	2.00	2.00	2,518.84	-
Less: Options lapsed/cancelled during the year	15,700	-	-	-	-
Options outstanding as at the year end	49,575	2.00	2.00	-	0.44

## Notes to the Consolidated Financial Statements

for the year ended 31 March 2025

Particulars	As at 31 March 2024 Nos.	Range of Exercise Prices (₹)	Weighted Average Exercise Prices (₹)	Weighted Average share price at the date of exercise (₹)	Weighted Average Contractual life (Years)
Options outstanding as at the beginning of the year	4,000	2.00	2.00	-	1.60
Add: Options granted during the year	91,350	2.00	2.00	-	1.36
Less: Options exercised during the year	1,000	2.00	2.00	1,312.60	-
Less: Options lapsed/cancelled during the year	3,750	-	-	-	-
Options outstanding as at the year end	90,600	2.00	2.00	-	1.37

### Effect of share-based plan in profit & loss:

For details of the related employee benefits expense, refer note 42.

Description of the method and significant assumptions used during the year to estimate the fair values of the options, including the following weighted average information:

Variables	Weighted Average Information			
Plan	Share Based Incentive Plan 2019			
Particulars	3,000 option	2,000 option	9,850 option	64,050 option
Grant date	30-Apr-21	10-May-22	05-May-23	27-Jul-23
Last date for acceptance	30-May-21	9-Jun-22	3-Jun-23	25-Aug-23
Risk free rate (%)	4.53	7.06	7.05	7.13
Expected Life (years)	1 to 3	3 to 4	1 to 3	1 to 4
Volatility (%)	14.57	13.12	13.12	13.12
Dividend yield (%)	0.76	0.68	0.86	0.86
Price of the underlying share in the market at the time of option grant (₹)	1,842	1,105	1,298	1,553
Fair value of options (₹)	1,792	1,078	1,273	1,523
Exercise price (₹)	2	2	2	2

The particulars of the options Share Based Incentive Plan 2019 granted to Employees of Subsidiary are as below:

Variables	Weighted Average Information
Plan	Share Based Incentive Plan 2019
Particulars	13,000 SAR*
Grant date	30-Jan-25
Last date for acceptance	01-Mar-25
Risk free rate (%)	6.71
Expected Life (years)	1
Volatility (%)	11.49
Dividend yield (%)	1.00
Price of the underlying share in the market at the time of option grant (₹)	2,676
Fair value of options (₹)	2,644
Exercise price (₹)	2

\* Above 13,000 option cancelled by the Company under the Share based Incentive Plan 2019 during the year.

## Notes to the Consolidated Financial Statements

for the year ended 31 March 2025

### Valuation of stock options

The fair value of stock options granted during the period has been measured using the Black–Scholes option pricing model at the date of the grant. The Black-Scholes option pricing model includes assumptions regarding dividend yields, expected volatility, expected terms and risk-free interest rates. They key inputs and assumptions used are as follows:

**Share price:** The closing price on NSE as on the date of grant has been considered for valuing the options granted.

**Exercise Price:** Exercise Price is the market price or face value or such other price as determined by the Remuneration and Compensation Committee.

**Expected Volatility:** The historical volatility of the stock till the date of grant has been considered to calculate the fair value of the options.

**Expected Option Life:** Expected Life of option is the period for which the Company expects the options to be live. The minimum life of a stock option is the minimum period before which the options cannot be exercised and the maximum life is the period after which the options cannot be exercised.

**Expected dividends:** Expected dividend yield has been calculated as an average of dividend yields for four years preceding the date of the grant.

**Risk free interest rate:** The risk-free interest rate on the date of grant considered for the calculation is the interest rate applicable for a maturity equal to the expected life of the options based on the zero-coupon yield curve for Government Securities.

These assumptions reflect management’s best estimates, but these assumptions involve inherent market uncertainties based on market conditions generally outside of the Company’s control. As a result, if other assumptions had been used in the current period, stock-based compensation expense could have been materially impacted. Further, if management uses different assumptions in future periods, stock-based compensation expense could be materially impacted in future years. The Company has granted stock options to employees of a subsidiary, the estimated fair value of stock options issued are included in the carrying value of the investment in the said subsidiary on a straight-line basis over the requisite service period of each separately vesting portion of the award.

### Share appreciation rights (SARs)

On 30 January 2025, the Group granted 13,000 share appreciation rights (SARs), respectively, to employees of the Ajanta Pharma USA Inc., a wholly owned subsidiary, that entitle them to a cash payment. The amount of the cash payment will be difference between share price of the Company on the date of vesting and issue price.

Total carrying amount of liabilities for SARs is ₹ 0.52 Crore as at 31 March 2025.

The fair value of the SARs has been measured using the Black-Scholes Merton formula. Service and non-market performance conditions attached to the arrangements were not taken into account in measuring fair value.

The inputs used in the measurement of the fair values at grant date and measurement date of the SARs were as follows.

Particulars	13,000 SAR
Grant date	30-Jan-25
Risk free rate (%)	6.71
Expected Life (years)	3
Volatility (%)	11.49
Dividend yield (%)	1.00
Fair value of options (₹)	2,623
Issue price (₹)	2

# Notes to the Consolidated Financial Statements

for the year ended 31 March 2025

## 51. Financial Instrument – Fair Values and Risk Management

### A. Fair value measurements

	As at 31 March 2025		As at 31 March 2024	
	FVTPL	Amortised cost	FVTPL	Amortised cost
Financial instruments by category				
Financial assets				
Investment in Limited Liability Partnership	25.24	-	18.58	-
Forward exchange contracts used for hedging	-	-	12.48	-
Investments in NCDs / NC MLDs / CAT-II	10.12	299.90	37.12	251.79
Investments in CPs	-	-	-	30.90
Investments in mutual funds	128.69	-	10.24	-
Investment in unquoted equity shares (31 March 2025 ₹ 37,050, 31 March 2024 ₹ 37,050)	-	0.00	-	0.00
Trade receivables	-	1,182.74	-	1,246.84
Other non-current financial assets	-	9.25	-	9.36
Cash and cash equivalents	-	175.12	-	129.49
Bank balances other than cash and cash equivalents	-	1.12	-	1.28
Current loans	-	2.54	-	33.96
Insurance receivable	-	0.03	-	-
Interest receivable	-	2.29	-	6.54
Total Financial assets	164.05	1,672.99	78.42	1,710.16
Financial Liabilities				
Borrowings and book overdraft	-	6.09	-	3.05
Other non-current financial liabilities	-	1.05	-	1.37
Non-current lease liabilities	-	34.57	-	23.52
Capital creditors	-	55.59	-	43.18
Other current financial liabilities	-	264.28	-	224.00
Unpaid sale proceeds if fractional shares (31 March 2025 ₹ 15,878, 31 March 2024 ₹ 15,291)	-	0.00	-	0.00*
Employee benefits payable	-	48.83	-	29.29
Current lease liabilities	-	10.26	-	10.27
Forward exchange contracts used for hedging	2.00	-	-	-
Trade payables	-	454.20	-	463.20
Total Financial liabilities	2.00	874.87	-	797.88

Fair value measurement of lease liabilities is not required.

#### Fair value hierarchy

This section explains the judgements and estimates made in determining the fair values of the financial instruments that are (a) recognised and measured at fair value and (b) measured at amortised cost and for which fair values are disclosed in the financial statements. To provide an indication about the reliability of the inputs used in determining fair value, the Company has classified its financial instruments into the three levels prescribed under the accounting standard. An explanation of each level follows underneath the table.

# Notes to the Consolidated Financial Statements

for the year ended 31 March 2025

Financial assets and liabilities measured at fair value	As at 31 March 2025			As at 31 March 2024		
	Level			Level		
	I	II	III	I	II	III
Financial assets						
Recurring fair value measurement						
Investment in Limited liability partnership	-	-	25.24	-	-	18.58
Forward exchange contracts used for hedging	-	-	-	-	12.48	-
Investments in NCDs / NC MLDs/ CAT-II	-	10.12	-	-	37.12	-
Investments in mutual funds	128.69	-	-	10.24	-	-
Total Financial assets	128.69	10.12	25.24	10.24	49.60	18.58
Financial Liabilities						
Forward exchange contracts used for hedging	-	2.00	-	-	-	-
Total Financial Liabilities	-	2.00	-	-	-	-

Level 1 – Level 1 Hierarchy includes financial instruments measured using quoted prices. This includes mutual funds that have declared buyback NAV. The mutual funds are valued using the closing NAV.

Level 2 – The fair value of financial instruments that are not traded in an active market (like Mark to Market Derivatives, and Non-convertible market link Debentures) is determined using valuation techniques which maximise the use of observable market data and rely as little as possible on entity-specific estimates. If all significant inputs required to fair value as instrument are observable, the instrument is included in level 2.

Level 3 – If one or more of the significant inputs is not based on observable market data, the instrument is included in level 3.

#### Measurement of fair values

Valuation techniques and significant unobservable inputs:

The following tables show the valuation techniques used in measuring Level 2 & Level 3 fair values, for financial instruments measured at fair value in the statement of financial position, as well as the significant unobservable inputs used:

Type	Valuation Technique	Significant unobservable Inputs	Inter-relationship between significant unobservable inputs and fair value measurement
Derivative instruments	Forward pricing: The fair value is determined using quoted forward exchange rates at the reporting date.	Not applicable	Not applicable
Non-Current Financial assets (Investment)	Discounted Cash flow: The valuation model considers the present value of expected receipts/ payment discounted using appropriate discounting rates.	Not applicable	Not applicable

#### Financial risk management

Group has exposure to following risks arising from financial instruments:

- » Credit risk
- » Liquidity risk
- » Market risk
- » Currency risk

#### Risk management framework

Group's board of directors has overall responsibility for the establishment and oversight of the Company's risk management framework. Management is responsible for developing and monitoring the Company's risk management policies, under the guidance of Audit Committee.

# Notes to the Consolidated Financial Statements

for the year ended 31 March 2025

Group’s risk management policies are established to identify and analyse the risks faced by it, to set appropriate risk limits and controls and to monitor risks and adherence to limits. Risk management policies and systems are reviewed regularly to reflect changes in market conditions and the Group’s activities. Group, through its training and procedures aims to maintain a disciplined and constructive control environment in which all employees understand their roles and obligations.

Group’s Audit committee oversees how management monitors compliance with the Group’s risk management policies and procedures and reviews the adequacy of the risk management framework in relation to the risks faced by the Group. The audit committee is assisted in its oversight role by internal audit. Internal audit undertakes both regular and ad hoc reviews of risk management controls and procedures, the results of which are reported to the Audit committee.

### i. Credit risk

Credit risk is the risk that a counter party will not meet its obligations under a financial instrument or customer contract, leading to a financial loss. The Group is exposed to credit risk from its operating activities (primarily trade receivables) and from its financing activities, including deposits with banks and mutual funds, foreign exchange transactions and other financial instruments.

#### Impairment:

The following table provides information about the exposure to credit risk and expected credit loss for trade receivables:

₹ in Crore			
	As at 31 March 2025		
	Carrying amount	Weighted average loss rate	Loss allowance
Not due	361.69	0.00%	-
Past due upto 180 days	804.20	0.21%	1.67
Past due 181-365 days	20.18	14.52%	2.93
Past dues 366 - 730 days	1.47	12.93%	0.19
Past dues 731 - 1096 days	0.21	100.00%	0.21
More than 1096 days	0.89	100.00%	0.89
	1,188.64		5.89

₹ in Crore			
	As at 31 March 2024		
	Carrying amount	Weighted average loss rate	Loss allowance
Not due	1,113.82	0.00%	-
Past due upto 180 days	111.00	1.52%	1.69
Past due 181-365 days	24.27	4.70%	1.14
Past dues 366 - 730 days	0.69	15.94%	0.11
Past dues 731 - 1096 days	4.98	100.00%	4.98
More than 1096 days	0.91	100.00%	0.91
	1,255.67		8.83

#### a) Trade receivables

Customer credit risk is managed by each business unit subject to the Group’s established policy, procedures and control relating to customer credit risk management. Trade receivables, which are non-interest bearing, are mainly from stockists, distributors and customers and are generally on 14 days to 270 days credit term. Outstanding customer receivables are regularly monitored. The Company has no concentration of credit risk as the customer base is widely distributed both economically and geographically.

As at 31 March 2025, Group had 82 customers (31 March 2024: 76 customers) that owed the company more than ₹ 0.50 Crore each and accounted for approximately 93% and 91% of the total outstanding as at 31 March 2025 and 31 March 2024.

# Notes to the Consolidated Financial Statements

for the year ended 31 March 2025

### Expected credit loss assessment

As per simplified approach, the Group makes provision of expected credit losses on trade receivable using a provision matrix to mitigate the risk of default payment and make appropriate provision at each reporting date wherever required. The trend of the bad debts is negligible.

Particulars	₹ in Crore	
	As at 31 March 2025	As at 31 March 2024
Gross Carrying amount	1,188.64	1,255.67
Average Expected loss rate	0.50%	0.70%
Carrying amount of trade receivables (net of impairment)	1,182.74	1,246.84

The movement in the allowance for impairment in respect of trade receivables during the year was as follows:

Particulars	₹ in Crore	
	As at 31 March 2025	As at 31 March 2024
Balance as at the beginning of the year	8.83	11.04
Impairment loss recognised (net)	-	-
Amounts written off	(2.94)	(2.21)
Balance as at the year end	5.89	8.83

### b. Financial instruments

Group limits its exposure to credit risk by investing in liquid securities issued by mutual funds having a credit ranking of at least 3 and above from CRISIL or equivalent rating agency. Group monitors changes in credit risk by tracking published external credit ranking. Based on its on-going assessment of counterparty risk, the Group adjusts its exposure to various counterparties.

### ii. Liquidity risk

Liquidity risk is the risk that the Group may not be able to meet its present and future cash and collateral obligations without incurring unacceptable losses. The Group’s objective is to, at all times maintain optimum levels of liquidity to meet its cash and collateral requirements. The Group closely monitors its liquidity position and deploys a robust cash management system. It maintains adequate sources of financing including bilateral loans, debt and overdraft from banks at an optimised cost. Working capital requirements are adequately addressed by internally generated funds. Trade receivables are kept within manageable levels.

Group aims to maintain the level of its cash and cash equivalents and other highly marketable debt investments at an amount in excess of expected cash outflows on financial liabilities over the next six months. The ratio of cash and cash equivalents and other highly marketable debt investments to outflows is 0.65 at 31 March 2025 (0.55 at 31 March 2024).

#### Exposure to liquidity risk

The following are the remaining contractual maturities of financial liabilities at the reporting date. The amounts are gross and undiscounted, and include estimated interest payments and exclude the impact of netting agreements.

#### As at 31 March 2025

Particulars	Carrying Amount	Contractual Cash Flows				
		Total	0-12 months	1-2 years	2-5 years	More than 5 years
Trade payables	454.20	454.20	454.18	0.02	-	-
Other financial liabilities	375.25	375.25	374.20	0.38	0.67	-
Lease liabilities	44.83	44.83	10.11	4.88	12.26	17.58
Borrowings	2.59	2.59	2.59	-	-	-
Total	876.87	876.87	841.08	5.28	12.93	17.58

# Notes to the Consolidated Financial Statements

for the year ended 31 March 2025

As at 31 March 2024

Particulars	Carrying Amount	Contractual Cash Flows				
		Total	0-12 months	1-2 years	2-5 years	More than 5 years
Trade payables	463.20	463.20	463.04	0.16	-	-
Other financial liabilities	299.40	299.40	298.03	1.37	-	-
Lease liabilities	33.79	33.79	10.27	6.09	3.29	14.14
Borrowings	1.49	1.49	1.49	-	-	-
<b>Total</b>	<b>797.88</b>	<b>797.88</b>	<b>772.83</b>	<b>7.62</b>	<b>3.29</b>	<b>14.14</b>

### iii. Market risk

Market risk is the risk that changes in market prices – such as foreign exchange rates, interest rates and equity prices – will affect the Group’s income or the value of its holdings of financial instruments. The objective of market risk management is to manage and control market risk exposures within acceptable parameters, while optimising the return. Financial instruments affected by market risk include loans and borrowings, deposits, investments, and derivative financial instruments.

Group’s activities expose it to a variety of financial risks, including the effects of changes in foreign currency exchange rates and interest rates. The Group uses derivative financial instruments such as foreign exchange contracts to manage its exposures to foreign exchange fluctuations. All such transactions are carried out within the guidelines set by the risk management committee.

#### Sensitivity Analysis on Interest rate

The Company’s fixed rate bank deposits and securities are carried at amortised cost. They are therefore not subject to interest rate risk as defined in Ind AS 107, since neither the carrying amount nor the future cash flow will fluctuate because of a change in market interest rates.

#### Sensitivity Analysis on Equity prices

The Group has invested its surplus funds primarily in debt based mutual funds. The value of investment in these mutual fund schemes is reflected though Net Asset Value (NAV) declared by the Asset Management Company on daily basis. The Company has not performed a sensitivity analysis on these mutual funds based on estimated fluctuations in their NAV as in management’s opinion, such analysis would not display a correct picture.

### iv. Currency risk

The Group is exposed to currency risk to the extent that there is a mismatch between the currencies in which sales, purchases and borrowings are denominated and the respective functional currencies of the Group. The currencies in which these transactions are primarily denominated are US Dollars, Euro, Mauritian Rupee, Philippine Peso and Nigerian Naira.

At any point in time, the Group covers foreign currency risk by taking appropriate percentage of its foreign currency exposure, as approved by risk management committee in line with the laid down policy approved by the Board. The Group uses forward exchange contracts to mitigate its currency risk, most with a maturity of less than one year from the reporting date. In respect of other monetary assets and liabilities denominated in foreign currencies, the Group’s policy is to ensure that its net exposure is kept to an acceptable level by buying or selling foreign currencies at spot rates when necessary to address short-term imbalances.

The following table analyses foreign currency risk as of 31 March 2025:

Particulars	₹ in Crore					
	US Dollars	Euro	Mauritian Rupee	Philippine Peso	Nigerian Naira	Russian Ruble
Bank balances	120.68	7.20	12.75	4.56	0.04	-
Trade receivables	936.83	7.77	38.62	75.76	-	-
Payables	(76.29)	(3.06)	(6.56)	(7.32)	(0.15)	(0.02)
Borrowings	-	-	-	(4.56)	-	-
<b>Net assets / (liabilities)</b>	<b>981.22</b>	<b>11.91</b>	<b>44.81</b>	<b>68.44</b>	<b>(0.11)</b>	<b>(0.02)</b>

# Notes to the Consolidated Financial Statements

for the year ended 31 March 2025

The following table analyses foreign currency risk as of 31 March 2024:

Particulars	₹ in Crore				
	US Dollars	Euro	Mauritian Rupee	Philippine Peso	Nigerian Naira
Bank balances	80.97	4.32	12.24	9.00	0.10
Trade receivables	1,007.33	4.74	31.15	82.17	-
Payables	(46.77)	(1.81)	(0.92)	(10.84)	(0.22)
Borrowings	-	-	-	(1.49)	-
<b>Net assets / (liabilities)</b>	<b>1,041.54</b>	<b>7.25</b>	<b>42.47</b>	<b>78.84</b>	<b>(0.12)</b>

For the year ended 31 March 2025 every percentage point depreciation / appreciation in the exchange rate for the closing balances between the Indian Rupee and respective currencies would affect the Group’s incremental profit before tax as per below:

Particulars	₹ in Crore	
	Change in currency exchange rate	Effect on profit before tax
US Dollars (USD)	+1% / (-1%)	9.81 / (9.81)
Euro (EUR)	+1% / (-1%)	0.12 / (0.12)
Mauritian Rupee (MUR)	+1% / (-1%)	0.45 / (0.45)
Philippine Peso (PHP)	+1% / (-1%)	0.68 / (0.68)
Nigerian Naira (NN) (₹ 11,323 / (₹ 11,323))	+1% / (-1%)	0.00 / (0.00)
Russian Ruble (RUB) (₹ 2,279 / (₹ 2,279))	+1% / (-1%)	0.00 / (0.00)

For the year ended 31 March 2024 every percentage point depreciation / appreciation in the exchange rate between the Indian Rupee and respective currencies has affected the Company’s incremental profit before tax as per below:

Particulars	₹ in Crore	
	Change in currency exchange rate	Effect on profit before tax
US Dollars (USD)	+1% / (-1%)	10.41 / (10.41)
Euro (EUR)	+1% / (-1%)	0.07 / (0.07)
Mauritian Rupee (MUR)	+1% / (-1%)	0.42 / (0.42)
Philippine Peso (PHP)	+1% / (-1%)	0.79 / (0.79)
Nigerian Naira (NN)	+1% / (-1%)	0.00 / (0.00)

## 52. Note on Foreign Currency Exposures on Assets and Liabilities:

During the year, the Group has entered into forward exchange contract, being derivative instruments to mitigate foreign currency risk, to establish the amount of currency in Indian Rupees required or available at the settlement date of certain payables and receivables. The following are the outstanding foreign currency forward contracts entered into by the Group:

Particulars	As at 31 March 2025	As at 31 March 2024	Buy or Sell	Cross Currency
	Foreign Currency Amt in Crore	Foreign Currency Amt in Crore		
Euro	5.00	5.00	SELL	INR
USD	14.35	13.20	SELL	INR

## Notes to the Consolidated Financial Statements

for the year ended 31 March 2025

The year-end foreign currency exposures that have not been mitigated by a derivative instrument or otherwise are as below:

Particulars	₹ in Crore	₹ in Crore	Foreign Currency Amount in Crore	Foreign Currency Amount in Crore	Foreign Currency
	As at 31 March 2025	As at 31 March 2024	As at 31 March 2025	As at 31 March 2024	
Amount Receivable (# 4,084)	-	74.44	-	0.89	USD
	-	-	-	-	EURO
	-	0.04	-	#	GBP
Amount Payable	309.26	234.31	3.62	2.81	USD
	59.13	4.08	0.64	0.05	EURO
	0.02	-	0.03	-	RUB

### a) Interest rate risk

Interest rate risk is the risk that the fair value or future cash flows of a financial instrument will fluctuate because of changes in market interest rates. The Group's exposure to the risk of changes in market interest rates relates primarily to the Group's debt interest obligations. Further, the Group engages in financing activities at market linked rates, any changes in the interest rates environment may impact future rates of borrowing.

The interest rate profile of the Group's interest-bearing financial instruments as reported to management is as follows.

Particulars	₹ in Crore	
	As at 31 March 2025	As at 31 March 2024
Foreign Currency Term Loan	2.59	1.49

A reasonably possible change of 100 basis points in interest rates at the reporting date would have impacted profit before tax as per below. This analysis assumes that all other variables, in particular foreign currency exchange rates, remain constant.

Particulars	₹ in Crore	
	As at 31 March 2025	As at 31 March 2024
Increase in interest rate by 100 basis points	(0.03)	(0.01)
Decrease in interest rate by 100 basis points	0.03	0.01

## 53. Disaggregation of Revenue

The operations of the Group are limited to only one segment viz. pharmaceuticals and related products. Revenue from contract with customers is from sale of manufactured goods and traded goods. Sale of goods are made at a point in time and revenue is recognised upon satisfaction of the performance obligations which is typically upon dispatch / delivery. The Group has a credit evaluation policy based on which the credit limits for the trade receivables are established. There is no significant financing component as the credit period provided by the Group is not significant.

### Primary Geographical Markets

Particulars	₹ in Crore	
	Year ended 31 March 2025	Year ended 31 March 2024
India	1,452.49	1,307.76
Emerging Market	1,941.08	1,641.70
Africa Institution	146.71	248.60
USA	1,047.23	963.53
<b>Total revenue from contract with customers</b>	<b>4,587.51</b>	<b>4,161.59</b>
<b>Timing of revenue recognition</b>		
Goods transferred at a point in time	4,587.51	4,161.59

## Notes to the Consolidated Financial Statements

for the year ended 31 March 2025

Variable components such as discounts, late delivery charges etc. continues to be recognised as revenue deductions in compliance with Ind AS 115. One customer who contributes more than 10% of the Group's revenue.

Revenue Break-up	₹ in Crore	
	Year ended 31 March 2025	Year ended 31 March 2024
Revenue as per contracted price	8,982.63	8,067.32
Adjusted for:		
Sales Return (including provisions)	91.69	95.15
Chargeback, rebates and discounts	4,163.05	3,674.94
Others (Price adjustment, anticipated sales return)	140.38	135.64
<b>Total</b>	<b>4,395.12</b>	<b>3,905.73</b>
<b>Net Sale</b>	<b>4,587.51</b>	<b>4,161.59</b>

The company normally sells goods on credit which varies from 14 to 21 days for domestic sales and 30 to 270 days in case of export sales. This does not involve any significant financing element.

We have one customer having more than 10% of Group's Revenue amounting to ₹ 621 Crore.

### Contract liability (Advances from Customers):

Particulars	As at 31 March 2025	As at 31 March 2024
Contract Liabilities	121.51	39.32

The Contract liability outstanding at the beginning of the year has been recognised as revenue during the year ended 31 March 2025.

## 54. Provision for Anticipated Sales Return:

Provision has been made towards probable return of goods from customers, as per Indian Accounting Standard (Ind AS) 115 estimated by management based on past trends.

Particulars	As at 31 March 2025	As at 31 March 2024
Balance at the beginning of the year	223.27	186.43
Add: Provisions made during the year	47.21	36.84
Less: Amount written back/utilized during the year	7.30	-
<b>Balance at the end of the year</b>	<b>263.18</b>	<b>223.27</b>

## 55. Disclosure for Leases under Ind AS 116 - "Leases":

The Group have taken various premises under operating lease. These are generally cancellable and ranges from 11 months to 5 years and are renewable by mutual consent on mutually agreeable terms. Some of these lease agreements have price escalation clauses. There are no restrictions imposed by these lease arrangements and there are no sub leases. There are no contingent rents. A Single discount rate has been applied to a portfolio of leases with reasonably similar characteristics.

### Right-of-use assets

#### As at 31 March 2025

Particulars	₹ in Crore		
	Buildings	Land	Total
<b>Cost</b>			
As at 1 April 2024	47.53	62.59	110.12
Additions to ROU assets	22.89	-	22.89
De-recognition of ROU assets	(9.41)	-	(9.41)
<b>Balance at 31 March 2025</b>	<b>61.02</b>	<b>62.59</b>	<b>123.61</b>
<b>Accumulated depreciation and impairment</b>			
As at 1 April 2024	25.95	3.77	29.72
Depreciation	11.36	0.95	12.31
Eliminated on disposals of assets	(9.06)	-	(9.06)
<b>Balance at 31 March 2025</b>	<b>28.26</b>	<b>4.72</b>	<b>32.99</b>

# Notes to the Consolidated Financial Statements

for the year ended 31 March 2025

## As at 31 March 2024

₹ in Crore			
Particulars	Buildings	Land	Total
<b>Cost</b>			
As at 1 April 2023	37.11	62.59	99.70
Additions to ROU assets	12.05	-	12.05
De-recognition of ROU assets	(1.63)	-	(1.63)
<b>Balance at 31 March 2024</b>	<b>47.53</b>	<b>62.59</b>	<b>110.12</b>
<b>Accumulated depreciation and impairment</b>			
As at 1 April 2023	16.02	2.82	18.84
Depreciation	11.24	0.95	12.19
Eliminated on disposals of assets	(1.31)	-	(1.31)
<b>Balance at 31 March 2024</b>	<b>25.95</b>	<b>3.77</b>	<b>29.72</b>
<b>Carrying amounts</b>			
As at 1 April 2024			80.40
Balance at 31 March 2025			90.62
As at 1 April 2023			80.85
Balance at 31 March 2024			80.40

## Lease expenses recognized in Statement of Profit and Loss not included in the measurement of lease liabilities:

₹ in Crore		
	Year ended 31 March 2025	Year ended 31 March 2024
Short-term lease expense	9.33	7.38
<b>Total lease expense</b>	<b>9.33</b>	<b>7.38</b>

## Cash outflow on leases

₹ in Crore		
	Year ended 31 March 2025	Year ended 31 March 2024
Repayment of lease liabilities	(14.89)	(16.24)
(includes interest of ₹ 3.43 Crore for year ending 31 March 2025 and ₹ 3.68 Crore for year ending 31 March 2024)		
<b>Total cash outflow on leases</b>	<b>(14.89)</b>	<b>(16.24)</b>

## Movement in lease liabilities

₹ in Crore		
	Year ended 31 March 2025	Year ended 31 March 2024
<b>Opening Lease liabilities</b>	33.80	34.20
Addition during the year	22.49	12.15
Interest accrued during the year	3.43	3.68
Payment of Lease liabilities (including interest)	(14.89)	(16.24)
<b>Closing Lease liabilities</b>	<b>44.83</b>	<b>33.79</b>
Non-Current	34.72	23.52
Current	10.11	10.27

# Notes to the Consolidated Financial Statements

for the year ended 31 March 2025

## Maturity analysis of lease liabilities – contractual undiscounted cash flows

₹ in Crore		
	Year ended 31 March 2025	Year ended 31 March 2024
Less than 1 year	10.90	13.35
1 to 5 years	26.52	18.96
More than 5 years	96.11	93.69

## 56. Contingent Liabilities and Commitments:

₹ in Crore		
Particulars	As at 31 March 2025	As at 31 March 2024
<b>Claims against the Company not acknowledged as debt</b>		
i. Disputed Octroi	-	0.52
Amount paid under protest and included under "Other Current Assets" ₹ Nil (31 March 2024 ₹ 0.52 Crore)		
ii. Liabilities disputed – appeals filed / to be filed with respect to:		
a. Excise duty, Service tax, VAT & GST disputed by the Company	4.28	3.81
b. Income tax on account of additions	3.23	-
iii. Other matter	0.61	0.61

The Company has one ongoing patent litigations as on 31 March 2025. No liability is expected to arise from these litigations.

The Company does not expect the outcome of the matters stated above to have a material adverse impact on the Company's financial condition, results of operations or cash flows.

Future cash outflows in respect of liability under clause (i) to (iii) is dependent on decisions by relevant authorities of respective disputes.

## Code on social Security, 2020

The new Code on Social Security, 2020 (Code) has been enacted, which could impact the contributions by the Company towards Provident Fund and Gratuity. The effective date from which the changes are applicable is yet to be notified and the rules are yet to be framed. The Company will complete its evaluation and will give appropriate impact in its financial statements in the period in which the Code becomes effective and the related rules are published.

## Commitments:

		₹ in Crore	
Sr. No.	Particulars	As at 31 March 2025	As at 31 March 2024
1	Estimated amounts of contracts remaining to be executed on capital account and not provided for, net of advances	133.29	151.35
2	Pending Exports obligation under Advance License / EPCG Scheme	2.87	5.10

## 57. Related Party Disclosure as Required by Ind AS 24 are given below:

### A) Relationships where control exist:

#### Category I – Directors, Key Management Personnel:

Mr. Mannalal B. Agrawal	Chairman
Mr. Madhusudan B. Agrawal	Executive Vice Chairman
Mr. Yogesh M. Agrawal	Managing Director
Mr. Rajesh M. Agrawal	Joint Managing Director
Mr. Chandrakant M Khetan	Independent Director (upto 28 <sup>th</sup> July 2024)
Mr. K. H. Viswanathan	Independent Director (upto 28 <sup>th</sup> July 2024)
Mr. Prabhakar Dalal	Independent Director (upto 28 <sup>th</sup> July 2024)

# Notes to the Consolidated Financial Statements

for the year ended 31 March 2025

Dr. Anjana Grewal	Independent Director (upto 28 <sup>th</sup> July 2024)
Mr. David Paul Rasquinha	Independent Director (with Effect from 02 <sup>nd</sup> May 2024)
Ms. Medha Vinay Joshi	Independent Director (with Effect from 02 <sup>nd</sup> May 2024)
Mr. Rajesh S Dalal	Independent Director (with Effect from 02 <sup>nd</sup> May 2024)
Ms. Simi Manohar Lal Thapar	Independent Director (with Effect from 02 <sup>nd</sup> May 2024)
Mr. Arvind K. Agrawal	Chief Financial Officer
Mr. Gaurang C. Shah	Company Secretary

**Category II – Enterprise over which persons covered under category I above are able to exercise significant control:**

- Gabs Investment Private Limited
- Seth Bhagwandas Agrawal Charitable Trust
- Ganga Exports being represented by Mr. Yogesh M. Agrawal, Mr. Rajesh M. Agrawal & Mr. Ravi P. Agrawal
- Mannalal Agrawal Trust, Trustee – Mr. Mannalal B. Agrawal
- Yogesh Agrawal Trust, Trustee – Mr. Yogesh M. Agrawal
- Rajesh Agrawal Trust, Trustee – Mr. Rajesh M. Agrawal
- Ravi Agrawal Trust, Trustee – Mr. Ravi P. Agrawal
- Aayush Agrawal Trust, Trustee – Mr. Aayush M. Agrawal
- Ajanta Pharma Limited Group Gratuity Trust
- Samta Purushottam Agrawal Memorial Foundation
- Mamta and Madhusudan Agrawal Memorial Foundation
- Manisha Yogesh Agrawal Foundation
- Smriti Rajesh Agrawal Foundation
- Ajanta Foundation
- A.I. Printers
- Infinichains Lab P Ltd
- Credibl Innovations Private Limited

**Category III – Others (Close Member of Key Management Personnel):**

- Ms. Tanya Agrawal
- Mr. Yash Agrawal
- Mr. Aayush M. Agrawal
- Mr. Ravi P. Agrawal

**B) Following transactions were carried out with related parties:**

₹ in Crore				
Sr. No.	Particulars	Category	Year ended 31 March 2025	Year ended 31 March 2024
<b>1.</b>	<b>Purchase of Packing Material</b>			
	A.I. Printers	II	6.69	0.05
<b>2.</b>	<b>Services availed</b>			
	Infinichains Lab P Ltd	II	0.09	-
	Credibl Innovations Private Limited	II	0.08	-
<b>2.</b>	<b>Compensation to Key Management &amp; Others:</b>			

# Notes to the Consolidated Financial Statements

for the year ended 31 March 2025

₹ in Crore				
Sr. No.	Particulars	Category	Year ended 31 March 2025	Year ended 31 March 2024
<b>2.1</b>	<b>Short Term Employee Benefits Remuneration</b>			
	Mr. Madhusudan B. Agrawal	I	4.84	4.21
	Mr. Yogesh M. Agrawal	I	15.64	13.60
	Mr. Rajesh M. Agrawal	I	15.64	13.60
	Mr. Arvind Agrawal	I	2.10	1.84
	Mr. Gaurang Shah	I	1.08	0.97
	Ms. Tanya Agrawal	III	0.14	0.11
	Mr. Yash Agrawal	III	0.07	0.04
	<b>Commission to Executive Director</b>			
	Mr. Yogesh M. Agrawal	I	9.00	8.00
	Mr. Rajesh M. Agrawal	I	9.00	8.00
	<b>Commission and Sitting Fees to Non-Executive Director</b>			
	Mr. Mannalal B. Agrawal	I	0.08	0.08
	Mr. Chandrakant M Khetan	I	0.02	0.14
	Mr. K. H. Viswanathan	I	0.02	0.11
	Mr. Prabhakar Dalal	I	0.02	0.10
	Dr. Anjana Grewal	I	0.01	0.09
	Mr. David Paul Rasquinha	II	0.09	-
	Ms. Medha Vinay Joshi	II	0.07	-
	Mr. Rajesh S Dalal	II	0.08	-
	Ms. Simi Manohar Lal Thapar	II	0.07	-
<b>2.2</b>	<b>Post-employment benefits</b>	I & III	46.49	2.38
<b>2.3</b>	<b>Share based payment</b>			
	Mr. Arvind K. Agrawal	I	0.10	0.11
	Mr. Gaurang C. Shah	I	0.05	0.05
<b>3.</b>	<b>Dividend Paid</b>			
	Key Management Personnel	I	0.06	0.20
	Others	II & III	231.74	425.20
<b>4.</b>	<b>Corporate Social Responsibility Expense</b>			
	Samta Purushottam Agrawal Memorial Foundation	II	7.00	5.35
	Ajanta Foundation	II	0.12	0.31
	Mamta and Madhusudan Agrawal Memorial Foundation	II	4.10	3.75
	Manisha Yogesh Agrawal Foundation	II	0.10	0.73
<b>5.</b>	<b>Contribution made to Group gratuity trust paid to LIC:</b>			
	Ajanta Pharma Limited Group Gratuity Trust	II	24.98	11.04
<b>6.</b>	<b>Buyback of Equity Share</b>			
	Yogesh M Agrawal, Trustee Yogesh Agrawal Trust	III	42.90	-
	Rajesh M Agrawal, Trustee Rajesh Agrawal Trust	III	42.91	-
	Ravi P Agrawal, Trustee Ravi Agrawal Trust	III	39.81	-
	Aayush M Agrawal, Trustee Aayush Agrawal Trust	III	34.55	-
	Ganga Exports being represented by Mr. Yogesh M. Agrawal, Mr. Rajesh M. Agrawal & Mr. Ravi P. Agrawal	III	8.60	-
	Mr. Arvind K. Agrawal	I	0.05	-
	Mr. Gaurang C. Shah	I	0.44	-
	Mr. Chandrakant M. Khetan (* ₹ 24,930)	I	0.00*	-

## Notes to the Consolidated Financial Statements

for the year ended 31 March 2025

### C) Amount outstanding as on 31 March 2025

₹ in Crore				
Sr. No.	Particulars	Category	As at 31 March 2025	As at 31 March 2024
1.	<b>Trade Payables</b>			
	A.I. Printers	II	1.23	0.05
2.	<b>Other Advances</b>			
	Ajanta Foundation	II	-	0.01
	Manisha Yogesh Agrawal Foundation	II	0.27	0.02
3.	<b>Commission Payable to Executive Director</b>			
	Yogesh M. Agrawal	I	9.00	8.00
	Rajesh M. Agrawal	I	9.00	8.00
4.	<b>Commission Payable to Non-Executive Director</b>			
	Mr. Chandrakant M Khetan	I	-	0.05
	Mr. K. H. Viswanathan	I	-	0.03
	Mr. Prabhakar Dalal	I	-	0.03
	Dr. Anjana Grewal	I	-	0.03
	Mr. David Paul Rasquinha	II	0.05	-
	Ms. Medha Vinay Joshi	II	0.03	-
	Mr. Rajesh S Dalal	II	0.03	-
	Ms. Simi Manohar Lal Thapar	II	0.03	-

Based on the internal and external transfer pricing review and validation, the Group believes that all transactions with associated enterprises are undertaken on the basis of arm's length principle. Outstanding balances at the year-end are unsecured and interest free and settlement occurs in cash. Details related to ESOP given to Employees of Subsidiary provided in note 50.

### 58. Contribution Towards Corporate Social Responsibility ("CSR")

As per section 135 of the Act, a CSR committee has been formed by the Company. The funds are utilised during the year on the activities which are specified in schedule VII of the Act. The utilisation is done by way of direct and indirect contribution towards various activities.

The particulars of CSR expenditure are as follows:

₹ in Crore			
Sr. No.	Particulars	Year ended 31 March 2025	Year ended 31 March 2024
(a)	Amount required to be spent by the company during the year	17.94	16.43
(b)	Amount approved by the Board to be spent during the year	17.94	16.43
(c)	Amount spent during the year		
(i)	Construction/ acquisition of asset	-	-
(ii)	On purposes other than (i) above	20.43	17.32
(iii)	Shortfall at the end of the year	-	-
(iv)	Total of previous year shortfall	-	-
(v)	Nature of CSR activities	Promoting education, Medical assistance, Community development & promoting of sports	
(d)	Details of related party transactions (refer note 57)	11.59	10.14

### 59. Operating Segments

#### A. Basis for segmentation

The operations of the Group are limited to one segment viz. Pharmaceutical and related products. The products being sold under this segment are of similar nature and comprise of pharmaceutical products only.

The Company's Chief Operating Decision Maker (CODM) reviews the internal management reports prepared based on an aggregation of financial information for all entities in the Group (adjusted for intercompany eliminations, adjustments, etc.) on a periodic basis.

## Notes to the Consolidated Financial Statements

for the year ended 31 March 2025

### B. Geographic information

The geographic information analyses the Group's revenues and non-current assets by the Company's country of domicile and other countries. In presenting geographic information, segment revenue has been based on the selling location in relation to sales to customers and segment assets are based on geographical location of assets.

#### a. Revenue from external customers

₹ in Crore		
Particulars	Year ended 31 March 2025	Year ended 31 March 2024
India	1,452.49	1,307.76
Emerging Market	1,941.08	1,641.70
Africa Institution	146.71	248.60
USA	1,047.23	963.53
	4,587.51	4,161.59

#### b. Non-current assets (other than financial instruments and deferred tax assets)

₹ in Crore		
Particulars	Year ended 31 March 2025	Year ended 31 March 2024
India	1,960.31	1,766.10
Africa	4.11	1.50
Asia	7.90	5.25
USA	13.17	9.03
	1,985.49	1,781.88

### 60. Remuneration to Auditors of the Company and its Subsidiaries (Excluding GST)

₹ in Crore		
Particulars	Year ended 31 March 2025	Year ended 31 March 2024
- Audit Fees	0.45	0.29
- Limited Review	0.32	0.32
- For Certification and other matters (including OPE)	0.11	0.25
Local Statutory of Subsidiaries		
- For audit	0.41	0.33
- For Certification and other matters (including OPE)	0.03	0.02

### 61. Details of dues to Micro and Small Enterprises as Defined under the Micro, Small and Medium Enterprises Development Act, 2006:

This information has been determined to the extent such parties have been identified on the basis of information available with the Company.

₹ in Crore		
Particulars	Year ended 31 March 2025	Year ended 31 March 2024
i. The principle amount and the interest due thereon remaining unpaid to any supplier as at the end of each accounting year		
Principle amount due to micro and small enterprises	21.55	20.64
Interest due on above	-	-
ii. The amount of interest paid by the buyer as per Section 16 of the Micro, Small and Medium Enterprises Development Act 2006, along with the amounts of the payment made to the supplier beyond the appointed day during each accounting year.	-	-
iii. The amount of interest due and payable for the period of delay in making payment (which have been paid but beyond the appointed day during the year) but without adding the interest specified under Micro, Small and Medium Enterprises Development Act 2006.	-	-

# Notes to the Consolidated Financial Statements

for the year ended 31 March 2025

₹ in Crore		
Particulars	Year ended 31 March 2025	Year ended 31 March 2024
iv. The amount of interest accrued and remaining unpaid at the end of each accounting year.	-	-
v. The amount of further interest remaining due and payable even in the succeeding years, until such date when the interest dues as above are actually paid to the small enterprise for the purpose of disallowance as a deductible expenditure under Section 23 of Micro, Small and Medium Enterprises Development Act 2006.	-	-

The following is ageing schedule for Trade payables for the year ended 31 March 2025:

As at 31 March 2025

₹ in Crore					
Particulars	Unbilled	Not due	Less than 1 year	1-2 years	Total
(i) MSME	-	21.55	-	-	21.55
(ii) Others	0.64	383.51	48.48	0.02	432.65
(iii) Disputed dues – MSME	-	-	-	-	-
(iv) Disputed dues – Others	-	-	-	-	-
<b>Total</b>	<b>0.64</b>	<b>405.06</b>	<b>48.48</b>	<b>0.02</b>	<b>454.20</b>

As at 31 March 2024

₹ in Crore					
Particulars	Unbilled	Not due	Less than 1 year	1-2 years	Total
(i) MSME	-	20.64	-	-	20.64
(ii) Others	1.19	411.03	30.18	0.16	442.56
(iii) Disputed dues – MSME	-	-	-	-	-
(iv) Disputed dues – Others	-	-	-	-	-
<b>Total</b>	<b>1.19</b>	<b>431.67</b>	<b>30.18</b>	<b>0.16</b>	<b>463.20</b>

## 62. Analytical Ratios

Ratio	Numerator	Denominator	As at 31 March 2025	As at 31 March 2024	Variance (%)
Current Ratio (in times)	Total current assets	Total current liabilities	2.84	3.04	(6.59)
Debt – Equity Ratio (in times)	Total Debt (Lease liability)	Total equity	0.01	0.01	26.48
Debt Service Coverage Ratio (in times)	Earnings available for debt service	Debt Service	52.37	132.41	(60.45)
Return on Equity (%)	Profit for the year less preference dividend (if any)	Average total equity	25.02	23.47	6.60
Inventory Turnover Ratio (in times)	Sale of products	Average Inventory	5.30	5.06	4.62
Trade receivables turnover ratio (in times)	Revenue from Operations	Average Trade Receivable	3.83	3.65	4.72
Trade payables turnover ratio (in times)	Net Credit Purchases (Raw material, packing material and purchase of traded goods)	Average Trade Payables	2.34	2.42	(3.47)
Net capital turnover ratio (in times)	Revenue from operations	Working Capital (Total current assets less Total current liabilities)	2.53	2.30	10.03
Net profit ratio (%)	Profit for the year	Revenue from operations	19.80	19.39	2.11
Return on capital employed (ROCE) (%)	Profit before tax and finance costs	Capital Employed (Net worth + Lease liability + Deferred tax liability)	30.64	30.21	1.44
Return on investment (%)	Income generated from invested funds	Average invested funds	9.95	8.87	12.18

# Notes to the Consolidated Financial Statements

for the year ended 31 March 2025

## 63. Research and Development Expenditure:

A unit of the Company has been recognised by Department of Scientific and Industrial Research (DSIR) as in-house research and development unit. The amount of capital and revenue are as below.

₹ in Crore		
Particulars	Year ended 31 March 2025	Year ended 31 March 2024
<b>Amount in respect to</b>		
Capital Expenditure	7.41	4.83
Revenue Expenditure	224.41	207.73
<b>Total</b>	<b>231.82</b>	<b>212.56</b>

## 64. Additional Information, as Required under Schedule III of the Companies Act 2013, of Enterprises Consolidated as Subsidiary

As of 31 March 2025

Name of Enterprise	Net assets i.e total assets minus total liabilities		Share in profit (loss)		Share in Other Comprehensive Income		Share in Total Comprehensive Income	
	As % of total	Amount ₹ in Crore	As % of total	Amount ₹ in Crore	As % of total	Amount ₹ in Crore	As % of total	Amount ₹ in Crore
<b>Holding Company</b>								
Ajanta Pharma Ltd.	95.6%	3,625.30	99.6%	916.89	-315.4%	(5.83)	98.8%	911.06
<b>Foreign Subsidiaries</b>								
APML	2.7%	101.01	1.0%	8.82	209.9%	3.88	1.4%	12.70
APPI	2.1%	79.37	2.1%	19.61	19.9%	0.37	2.2%	19.98
APUI	4.0%	150.39	2.0%	18.57	185.3%	3.42	2.4%	21.99
APNL	0.0%	(0.11)	0.0%	0.00	0.3%	0.01	0.0%	0.01
Total Eliminations / Adjustments	-3.6%	(136.67)	-4.7%	(43.50)	0.0%	-	-4.7%	(43.50)
Exchange difference on translation of foreign operations	-0.8%	(29.00)	0.0%	-	0.0%	-	0.0%	-
<b>Total</b>		<b>3,790.29</b>		<b>920.39</b>		<b>1.85</b>		<b>922.24</b>

As of 31 March 2024

Name of Enterprise	Net assets i.e total assets minus total liabilities		Share in profit (loss)		Share in Other Comprehensive Income		Share in Total Comprehensive Income	
	As % of total	Amount ₹ in Crore	As % of total	Amount ₹ in Crore	As % of total	Amount ₹ in Crore	As % of total	Amount ₹ in Crore
<b>Holding Company</b>								
Ajanta Pharma Ltd.	95.7%	3,413.57	98.9%	807.24	-311.8%	(2.52)	98.5%	804.72
<b>Foreign Subsidiaries</b>								
APML	2.5%	88.30	-2.2%	(17.76)	-66.2%	(0.53)	-2.2%	(18.29)
APPI	2.3%	81.66	2.3%	18.99	236.8%	1.91	2.6%	20.90
APUI	3.6%	129.02	3.0%	24.89	211.4%	1.71	3.3%	26.60
APNL	0.0%	(0.12)	0.0%	(0.00)	29.7%	0.24	0.0%	0.24
Total Eliminations / Adjustments	-3.5%	(123.74)	-2.1%	(17.19)	0.0%	-	-2.1%	(17.19)
Exchange difference on translation of foreign operations	-0.6%	(21.32)	0.0%	-	0.0%	-	0.0%	-
<b>Total</b>		<b>3,567.36</b>		<b>816.17</b>		<b>0.81</b>		<b>816.98</b>

Refer Annexure "B" of Director's Report for salient features of the financial statements of subsidiaries.

## Notes to the Consolidated Financial Statements

for the year ended 31 March 2025

### 65. Donation

The amount of donation includes a political contribution ₹ Nil (31 March 2024 ₹ 5 Crore to Bharatiya Janata Party).

### 66. Asset Held for Sale

- a. During the year ending on 31 March 2024, the Parent Company has entered into an agreement for the sale of one of its freehold land assets. Consequently, the said asset was reclassified from “Property, Plant and Equipment” to “Assets Held for Sale” at a carrying amount of ₹ 8.85 Crore, advance of ₹ 0.51 Crore was received under this agreement and has been recognised as a “Liability against Assets Held for Sale” in the financial statements. The completion of this transaction was subject to the fulfilment of certain specified conditions outlined in the agreement.
- b. In the year ending on 31 March 2025, the proposed transaction for the sale of the freehold land asset was not completed from the buyer’s side. In accordance with the terms of the agreement, the Company has forfeited ₹0.02 Crore from the advance amount and refunded the remaining balance to the buyer. The said freehold land asset continues to be classified under “Assets Held for Sale” at a carrying value of ₹8.85 Crore as on the reporting date.
- c. Rental income recognised in profit or loss for investment properties aggregates to ₹ Nil (31 March 2024 ₹ 0.01 Crore). Maintenance and other expenses aggregating to ₹ Nil (31 March 2024 ₹ 0.01 Crore).
- d. During the year ending on 31 March 2025, Ajanta Pharma USA Inc. (APUI), a wholly owned subsidiary, has entered into an agreement for the sale of its freehold land & buildings. Consequently, the said asset are reclassified from “Property, Plant and Equipment” to “Assets Held for Sale” at a carrying amount of ₹ 4.48 Crore. The completion of this transaction was subject to the fulfilment of certain specified conditions outlined in the agreement.

### 67. Income Tax

Amount recognised in statement of profit and loss

#### a. Current tax

₹ in Crore		
Particulars	Year ended 31 March 2025	Year ended 31 March 2024
Current tax on profit for the year	337.28	298.22
Adjustment for current tax of earlier periods*	(24.98)	23.84
<b>Total Current Tax expenses</b>	<b>312.30</b>	<b>322.06</b>
<b>Deferred tax expense/(benefit)</b>		
Origination and reversal of timing difference	(43.53)	(27.28)
Adjustment for earlier periods	-	-
MAT Credit Entitlement	-	2.98
<b>Total Deferred Tax expenses</b>	<b>(43.53)</b>	<b>(24.30)</b>
<b>Total income tax recognised in the income statement</b>	<b>268.77</b>	<b>297.76</b>

\* Tax benefits for prior periods amounting to ₹ 24.98 Crore (31 March 2024 tax expense ₹ 23.84 Crore) comprises reversal of excess tax provision for FY 2023-24 and tax benefit under the amnesty scheme.

#### b. Reconciliation of effective tax rate

The following is a reconciliation of the Group’s effective tax rate

₹ in Crore		
Particulars	Year ended 31 March 2025	Year ended 31 March 2024
Accounting profit before income taxes	1,189.16	1,113.93
Enacted tax rate in India (%)	34.94%	34.94%
Computed expected tax (benefit) / expenses	415.54	389.26
Tax effect due to non-taxable income for India tax purpose	(3.18)	(5.93)
Overseas taxes	13.92	14.00
Effect of non-deductible expenses	57.08	42.18
Temporary difference which is reversed during the Tax Holiday period	(1.59)	(0.49)

## Notes to the Consolidated Financial Statements

for the year ended 31 March 2025

₹ in Crore		
Particulars	Year ended 31 March 2025	Year ended 31 March 2024
Tax effect which is chargeable at different rate	(1.16)	-
Other deductible expenses	(23.71)	(18.96)
Adjustment for current tax of prior periods	(24.98)	23.84
MAT Credit entitlement	-	2.98
Deduction for Tax Holiday Unit	(163.15)	(149.12)
<b>Income tax expenses</b>	<b>268.77</b>	<b>297.76</b>
<b>Effective tax rate</b>	<b>22.60%</b>	<b>26.73%</b>

### c. Recognised deferred asset and liability

₹ in Crore						
	Deferred tax asset		Deferred tax liabilities		Net deferred tax asset/(liabilities)	
	31 March 2025	31 March 2024	31 March 2025	31 March 2024	31 March 2025	31 March 2024
Property, Plant and equipment	-	-	147.76	143.50	(147.76)	(143.50)
Gain on Investment at FVTPL	1.27	0.90	-	-	1.27	0.90
Leave Encashment	14.47	11.56	-	-	14.47	11.56
Provision for return of Expired Goods	62.44	54.47	-	-	62.44	54.47
Diminution in the value of investments	2.76	2.76	-	-	2.76	2.76
MAT Credit Entitlement	-	-	-	-	-	-
Provision for Loss Allowance	2.05	3.08	-	-	2.05	3.08
Chargebacks, Rebates, Admin Fees	102.94	68.54	-	-	102.94	68.54
Temporary difference related to subsidiaries	35.57	27.25	-	-	35.57	27.25
Others	2.18	0.89	-	-	2.18	0.89
<b>Net deferred tax asset/(liabilities)</b>	<b>223.68</b>	<b>169.45</b>	<b>147.76</b>	<b>143.50</b>	<b>75.92</b>	<b>25.95</b>

### d. Movement in deferred tax balances 31 March 2025

₹ in Crore					
	Net balance as at 1 April 2024	Recognised in Profit and loss	Net	Deferred tax asset	Deferred tax liabilities
Property, Plant and equipment	(143.50)	(4.26)	(147.76)	-	(147.76)
Gain on Investment at FVTPL	0.90	0.37	1.27	1.27	-
Leave Encashment	11.56	2.91	14.47	14.47	-
Provision for return of Expired Goods	54.47	7.97	62.44	62.44	-
Diminution in the value of investments	2.76	-	2.76	2.76	-
MAT Credit Entitlement	-	-	-	-	-
Provision for Loss Allowance	3.08	(1.03)	2.05	2.05	-
Chargebacks, Rebates, Admin Fees	68.54	34.40	102.94	102.94	-
Temporary difference related to subsidiaries	27.25	8.32	35.57	35.57	-
Others	0.89	1.29	2.18	2.18	-
<b>Net deferred tax asset/(liabilities)</b>	<b>25.95</b>	<b>49.97</b>	<b>75.92</b>	<b>223.68</b>	<b>(147.76)</b>

# Notes to the Consolidated Financial Statements

for the year ended 31 March 2025

## e. Movement in deferred tax balances 31 March 2024

	Net balance as at 1 April 2022	Recognised in Profit and loss	Net	Deferred tax asset	Deferred tax liabilities
Property, Plant and equipment	(132.02)	(11.48)	(143.50)	-	(143.50)
Gain on Investment at FVTPL	0.80	0.10	0.90	0.90	-
Leave Encashment	9.48	2.08	11.56	11.56	-
Provision for return of Expired Goods	46.84	7.63	54.47	54.47	-
Diminution in the value of investments	0.48	2.28	2.76	2.76	-
MAT Credit Entitlement	2.98	(2.98)	-	-	-
Provision for Loss Allowance	3.86	(0.78)	3.08	3.08	-
Chargebacks, Rebates, Admin Fees	44.80	23.74	68.54	68.54	-
Temporary difference related to subsidiaries	21.30	5.95	27.25	27.25	-
Others	0.54	0.35	0.89	0.89	-
Net deferred tax asset/(liabilities)	(0.94)	26.89	25.95	169.45	(143.50)

The charge relating to temporary differences during the year ended 31 March 2025 are primarily on account of property plant and equipment and gain on investment at FVTPL partially offset by provision for expired goods, provision for loss allowance, compensated absences, MAT credit entitlement. The credit to temporary differences during the year ended 31 March 2024 are primarily on account of property plant and equipment and gain on investment at FVTPL partially offset by provision for expired goods, provision for loss allowance, compensated absences, MAT credit entitlement. Current tax assets and current tax liabilities and the deferred tax assets and deferred tax liabilities relate to income taxes levied by the same authority.

## 68.Additional Disclosures Required by Schedule III (Amendments Dated 24 March 2021) to the Companies Act, 2013;

### A. Relationship with struck off company

There is no such transaction with the companies struck off under Companies Act, 2013 or Companies Act,1956.

### B. Undisclosed income

There is no income surrendered or disclosed as income during the current or previous year in the tax assessments under the Income Tax Act, 1961, that has not been recorded in the books of account.

### C. Utilisation of borrowings availed from banks

The borrowings obtained by The Group from banks have been applied for the purposes for which such loans were taken.

### D. Details of benami property held

No proceedings have been initiated on or are pending against The Group for holding benami property under the Benami Transactions (Prohibition) Act, 1988 (45 of 1988) and Rules made thereunder.

### E. Wilful defaulter

The Group has not been declared wilful defaulter by any bank or financial institution or government or any government authority.

### F. Compliance with number of layers of companies

The Group has complied with the number of layers prescribed under the Companies Act, 2013.

# Notes to the Consolidated Financial Statements

for the year ended 31 March 2025

## G. Compliance with approved scheme(s) of arrangements

The Group has not entered into any scheme of arrangement which has an accounting impact on current or previous financial year.

## H. Details of crypto currency or virtual currency

The Group has not traded or invested in crypto currency or virtual currency during the current or previous year.

## I. Utilisation of borrowed funds and share premium

- i. The Group has not advanced or loaned or invested funds to any other person(s) or entity(ies), including foreign entities (Intermediaries) with the understanding that the Intermediary shall:
  - a. directly or indirectly lend or invest in other persons or entities identified in any manner whatsoever by or on behalf of the Group (Ultimate Beneficiaries) or
  - b. provide any guarantee, security or the like to or on behalf of the Ultimate Beneficiaries.
- ii. The Group has not received any fund from any person(s) or entity(ies), including foreign entities (Funding Party) with the understanding (whether recorded in writing or otherwise) that the Group shall:
  - a. directly or indirectly lend or invest in other persons or entities identified in any manner whatsoever by or on behalf of the Funding Party (Ultimate Beneficiaries) or
  - b. provide any guarantee, security or the like on behalf of the Ultimate Beneficiaries.

### In terms of our report attached.

#### For B S R & Co. LLP

Chartered Accountants  
Firm's Registration No: 101248W/W-100022

#### Rekha Shenoy

Partner  
Membership No.: 124219

Place: Mumbai  
Date: 30 April 2025

#### For and on behalf of Board of Directors of Ajanta Pharma Limited

**Yogesh M. Agrawal**  
Managing Director  
DIN: 00073673

**Arvind K. Agrawal**  
Chief Financial Officer

**Rajesh M. Agrawal**  
Joint Managing Director  
DIN: 00302467

**Gaurang C. Shah**  
Company Secretary  
FCS: 6696

# Independent Auditor's Report

To the Members of  
Ajanta Pharma Limited

## Report on the Audit of the Standalone Financial Statements

### Opinion

We have audited the standalone financial statements of Ajanta Pharma Limited (the "Company") which comprise the standalone balance sheet as at 31 March 2025, and the standalone statement of profit and loss (including other comprehensive income), standalone statement of changes in equity and standalone statement of cash flows for the year then ended, and notes to the standalone financial statements, including material accounting policies and other explanatory information.

In our opinion and to the best of our information and according to the explanations given to us, the aforesaid standalone financial statements give the information required by the Companies Act, 2013 ("Act") in the manner so required and give a true and fair view in conformity with the accounting principles generally accepted in India, of the state of affairs of the Company as at 31 March 2025, and its profit and other comprehensive loss, changes in equity and its cash flows for the year ended on that date.

### Key audit matter

See Note 6.9, 35 and 50 to standalone financial statements

The key audit matter
Revenue from sale of products is recognised at a point in time when control of the products is transferred to the customer. The actual point in time when revenue is recognised varies depending on the specific terms and conditions of the sales contracts entered with customers. Revenue from the sale of goods is measured based on the transaction price adjusted for discounts and rebates, which is specified in contract with customers. The Company has many customers operating in various geographies and sales contracts with these customers have distinct terms and conditions relating to the recognition of revenue and right of return.
We identified the recognition of revenue from sale of products as a key audit matter considering:
Revenue is a key performance indicator for the Company. Accordingly, there could be pressure to meet the expectations of investors / other stakeholders and / or to meet revenue targets stipulated in performance incentive schemes for a reporting period. We have considered that there is a risk of fraud related to revenue being overstated by recognition in the wrong period or before control has passed during the year and at period end.

### Basis for Opinion

We conducted our audit in accordance with the Standards on Auditing (SAs) specified under Section 143(10) of the Act. Our responsibilities under those SAs are further described in the Auditor's Responsibilities for the Audit of the Standalone Financial Statements section of our report. We are independent of the Company in accordance with the Code of Ethics issued by the Institute of Chartered Accountants of India together with the ethical requirements that are relevant to our audit of the standalone financial statements under the provisions of the Act and the Rules thereunder, and we have fulfilled our other ethical responsibilities in accordance with these requirements and the Code of Ethics. We believe that the audit evidence we have obtained is sufficient and appropriate to provide a basis for our opinion on the standalone financial statements.

### Key Audit Matter

Key audit matters are those matters that, in our professional judgement were of most significance in our audit of the standalone financial statements of the current period. These matters were addressed in the context of our audit of the standalone financial statements as a whole, and in forming our opinion thereon, and we do not provide a separate opinion on these matters.

How the matter was addressed in our audit
Our procedures in respect of recognition of revenue included the following:
» Verifying the accounting policies adopted by the Company with respect to recognition of revenue by comparing with the applicable accounting standards.
» Testing the design, implementation and operating effectiveness of the Company's manual and automated controls over revenue recognition.
» Performing substantive testing of selected samples of revenue transactions recorded during the year as well as at year-end. We used statistical sampling and verified contractual terms of sales invoices / contracts, shipping documents and acknowledged delivery receipts for those transactions.
» Analysing and testing high risk journal entries that contain unusual combinations of credit to revenue with no associated debit to cash, debtors or another revenue account.
» We assessed the adequacy of the disclosures made in the financial statements as per the requirement of Ind AS 115 Revenue from contracts with customers.

### Other Information

The Company's Management and Board of Directors are responsible for the other information. The other information comprises the information included in the Company's annual report, but does not include the financial statements and auditor's report thereon.

Our opinion on the standalone financial statements does not cover the other information and we do not express any form of assurance conclusion thereon.

In connection with our audit of the standalone financial statements, our responsibility is to read the other information and, in doing so, consider whether the other information is materially inconsistent with the standalone financial statements or our knowledge obtained in the audit or otherwise appears to be materially misstated. If, based on the work we have performed, we conclude that there is a material misstatement of this other information, we are required to report that fact. We have nothing to report in this regard.

### Management's and Board of Directors' Responsibilities for the Standalone Financial Statements

The Company's Management and Board of Directors are responsible for the matters stated in Section 134(5) of the Act with respect to the preparation of these standalone financial statements that give a true and fair view of the state of affairs, profit/ loss and other comprehensive income, changes in equity and cash flows of the Company in accordance with the accounting principles generally accepted in India, including the Indian Accounting Standards (Ind AS) specified under Section 133 of the Act. This responsibility also includes maintenance of adequate accounting records in accordance with the provisions of the Act for safeguarding of the assets of the Company and for preventing and detecting frauds and other irregularities; selection and application of appropriate accounting policies; making judgments and estimates that are reasonable and prudent; and design, implementation and maintenance of adequate internal financial controls, that were operating effectively for ensuring the accuracy and completeness of the accounting records, relevant to the preparation and presentation of the standalone financial statements that give a true and fair view and are free from material misstatement, whether due to fraud or error.

In preparing the standalone financial statements, the Management and Board of Directors are responsible for assessing the Company's ability to continue as a going concern, disclosing, as applicable, matters related to going concern and using the going concern basis of accounting unless the Board of Directors either intends to liquidate the Company or to cease operations, or has no realistic alternative but to do so.

The Board of Directors is also responsible for overseeing the Company's financial reporting process.

### Auditor's Responsibilities for the Audit of the Standalone Financial Statements

Our objectives are to obtain reasonable assurance about whether the standalone financial statements as a whole are free from material misstatement, whether due to fraud or error, and to issue an auditor's report that includes our opinion. Reasonable assurance is a high level of assurance, but is not a guarantee that an audit conducted in accordance with SAs will always detect a material misstatement when it exists. Misstatements can arise from fraud or error and are considered material if, individually or in the aggregate, they could reasonably be expected to influence the economic decisions of users taken on the basis of these standalone financial statements.

As part of an audit in accordance with SAs, we exercise professional judgment and maintain professional skepticism throughout the audit. We also:

- » Identify and assess the risks of material misstatement of the standalone financial statements, whether due to fraud or error, design and perform audit procedures responsive to those risks, and obtain audit evidence that is sufficient and appropriate to provide a basis for our opinion. The risk of not detecting a material misstatement resulting from fraud is higher than for one resulting from error, as fraud may involve collusion, forgery, intentional omissions, misrepresentations, or the override of internal control.
- » Obtain an understanding of internal control relevant to the audit in order to design audit procedures that are appropriate in the circumstances. Under Section 143(3)(i) of the Act, we are also responsible for expressing our opinion on whether the company has adequate internal financial controls with reference to financial statements in place and the operating effectiveness of such controls.
- » Evaluate the appropriateness of accounting policies used and the reasonableness of accounting estimates and related disclosures made by the Management and Board of Directors.
- » Conclude on the appropriateness of the Management and Board of Directors use of the going concern basis of accounting in preparation of standalone financial statements and, based on the audit evidence obtained, whether a material uncertainty exists related to events or conditions that may cast significant doubt on the Company's ability to continue as a going concern. If we conclude that a material uncertainty exists, we are required to draw attention in our auditor's report to the related disclosures in the standalone financial statements or, if such disclosures are inadequate, to modify our opinion. Our conclusions are based on

## Independent Auditor's Report

the audit evidence obtained up to the date of our auditor's report. However, future events or conditions may cause the Company to cease to continue as a going concern.

- » Evaluate the overall presentation, structure and content of the standalone financial statements, including the disclosures, and whether the standalone financial statements represent the underlying transactions and events in a manner that achieves fair presentation.

We communicate with those charged with governance regarding, among other matters, the planned scope and timing of the audit and significant audit findings, including any significant deficiencies in internal control that we identify during our audit.

We also provide those charged with governance with a statement that we have complied with relevant ethical requirements regarding independence, and to communicate with them all relationships and other matters that may reasonably be thought to bear on our independence, and where applicable, related safeguards.

From the matters communicated with those charged with governance, we determine those matters that were of most significance in the audit of the standalone financial statements of the current period and are therefore the key audit matters. We describe these matters in our auditor's report unless law or regulation precludes public disclosure about the matter or when, in extremely rare circumstances, we determine that a matter should not be communicated in our report because the adverse consequences of doing so would reasonably be expected to outweigh the public interest benefits of such communication.

## Report on Other Legal and Regulatory Requirements

1. As required by the Companies (Auditor's Report) Order, 2020 ("the Order") issued by the Central Government of India in terms of Section 143(11) of the Act, we give in the "Annexure A" a statement on the matters specified in paragraphs 3 and 4 of the Order, to the extent applicable.
2. A. As required by Section 143(3) of the Act, we report that:
  - a. We have sought and obtained all the information and explanations which to the best of our knowledge and belief were necessary for the purposes of our audit.
  - b. In our opinion, proper books of account as required by law have been kept by the Company so far as it appears from our examination of those books except for the matter stated in the paragraph 2B(f) below on reporting under Rule 11(g)

of the Companies (Audit and Auditors) Rules, 2014.

- c. The standalone balance sheet, the standalone statement of profit and loss (including other comprehensive income), the standalone statement of changes in equity and the standalone statement of cash flows dealt with by this Report are in agreement with the books of account.
  - d. In our opinion, the aforesaid standalone financial statements comply with the Ind AS specified under Section 133 of the Act.
  - e. On the basis of the written representations received from the directors as on 1 April 2025 taken on record by the Board of Directors, none of the directors is disqualified as on 31 March 2025 from being appointed as a director in terms of Section 164(2) of the Act.
  - f. the modification relating to the maintenance of accounts and other matters connected therewith are as stated in the paragraph 2A(b) above on reporting under Section 143(3) (b) of the Act and paragraph 2B(f) below on reporting under Rule 11(g) of the Companies (Audit and Auditors) Rules, 2014.
  - g. With respect to the adequacy of the internal financial controls with reference to financial statements of the Company and the operating effectiveness of such controls, refer to our separate Report in "Annexure B".
- B. With respect to the other matters to be included in the Auditor's Report in accordance with Rule 11 of the Companies (Audit and Auditors) Rules, 2014, in our opinion and to the best of our information and according to the explanations given to us:
- a. The Company has disclosed the impact of pending litigations as at 31 March 2025 on its financial position in its standalone financial statements - Refer Note 52 to the standalone financial statements.
  - b. The Company did not have any long-term contracts including derivative contracts for which there were any material foreseeable losses.
  - c. There has been no delay in transferring amounts, required to be transferred, to the Investor Education and Protection Fund by the Company.

- d. (i) The management has represented that, to the best of its knowledge and belief, as disclosed in the Note 60A to the standalone financial statements, no funds have been advanced or loaned or invested (either from borrowed funds or share premium or any other sources or kind of funds) by the Company to or in any other person(s) or entity(ies), including foreign entities ("Intermediaries"), with the understanding, whether recorded in writing or otherwise, that the Intermediary shall directly or indirectly lend or invest in other persons or entities identified in any manner whatsoever by or on behalf of the Company ("Ultimate Beneficiaries") or provide any guarantee, security or the like on behalf of the Ultimate Beneficiaries.
- (ii) The management has represented that, to the best of its knowledge and belief, as disclosed in the Note 60B to the standalone financial statements, no funds have been received by the Company from any person(s) or entity(ies), including foreign entities ("Funding Parties"), with the understanding, whether recorded in writing or otherwise, that the Company shall directly or indirectly, lend or invest in other persons or entities identified in any manner whatsoever by or on behalf of the Funding Parties ("Ultimate Beneficiaries") or provide any guarantee, security or the like on behalf of the Ultimate Beneficiaries.
- (iii) Based on the audit procedures that have been considered reasonable and appropriate in the circumstances, nothing has come to our notice that has caused us to believe that the representations under sub-clause (i) and (ii) of Rule 11(e), as provided under (i) and (ii) above, contain any material misstatement.
- e. The interim dividend declared and paid by the Company during the year and

until the date of this audit report is in accordance with Section 123 of the Act.

- f. Based on our examination which included test checks, the Company has used an accounting software for maintaining its books of account which has a feature of audit trail (edit log) facility and the same has operated throughout the year for all relevant transactions recorded in the software except that the audit trail was not enabled (i) at the database level to log any direct data changes; (ii) at the application level for two fields relating to production and inventory and (iii) for certain direct changes at the application level which were performed by users having privileged access rights. Further, where audit trail (edit log) facility was enabled and operated throughout the year, we did not come across any instance of audit trail feature being tampered with. Additionally, except where the audit trail was not enabled in the prior year, the audit trail has been preserved by the Company as per the statutory requirements for record retention.

- C. With respect to the matter to be included in the Auditor's Report under Section 197(16) of the Act:

In our opinion and according to the information and explanations given to us, the remuneration paid by the Company to its directors during the current year is in accordance with the provisions of Section 197 of the Act. The remuneration paid to any director is not in excess of the limit laid down under Section 197 of the Act. The Ministry of Corporate Affairs has not prescribed other details under Section 197(16) of the Act which are required to be commented upon by us.

For **BSR & Co. LLP**

Chartered Accountants

Firm's Registration No.:101248W/W-100022

**Rekha Shenoy**

Partner

Place: Mumbai

Membership No.: 124219

Date: 30 April 2025

ICAI UDIN: 25124219BM00VM6838

# Annexure A to the Independent Auditor's Report

on the Standalone Financial Statements of Ajanta Pharma Limited for the year ended 31 March 2025

(Referred to in paragraph 1 under 'Report on Other Legal and Regulatory Requirements' section of our report of even date)

- (i)

(a)

(A) The Company has maintained proper records showing full particulars, including quantitative details and situation of Property, Plant and Equipment.

(B) The Company has maintained proper records showing full particulars of intangible assets.
- (b)

According to the information and explanations given to us and on the basis of our examination of the records of the Company, the Company has a regular programme of physical verification of its Property, Plant and Equipment by which all property, plant and equipment are verified in a phased manner over a period of 3 years. In accordance with this programme, certain property, plant and equipment were verified during the year. In our opinion, this periodicity of physical verification is reasonable having regard to the size of the Company and the nature of its assets. No discrepancies were noticed on such verification.
- (c)

According to the information and explanations given to us and on the basis of our examination of the records of the Company, the title deeds of immovable properties (other than immovable properties where the Company is the lessee and the leases agreements are duly executed in favour of the lessee) disclosed in the standalone financial statements are held in the name of the Company.
- (d)

According to the information and explanations given to us and on the basis of our examination of the records of the Company, the Company has not revalued its Property, Plant and Equipment (including Right of Use assets) or intangible assets or both during the year.
- (e)

According to the information and explanations given to us and on the basis of our examination of the records of the Company, there are no proceedings initiated or pending against the Company for holding any benami property under the Prohibition of Benami Property Transactions Act, 1988 and rules made thereunder.
- (ii)

(a)

The inventory, except goods-in-transit and stocks lying with third parties, has been physically verified by the management during the year. For stocks lying with third parties at the year-end, written confirmations have been obtained and for goods-in-transit subsequent evidence of receipts has been linked with inventory records. In our

- opinion, the frequency of such verification is reasonable and procedures and coverage as followed by management were appropriate. No discrepancies were noticed on verification between the physical stocks and the book records that were more than 10% in the aggregate of each class of inventory

(b)

According to the information and explanations given to us and on the basis of our examination of the records of the Company, the Company has been sanctioned working capital limits in excess of five crore rupees, in aggregate, from banks or financial institutions on the basis of security of current assets. In our opinion, the quarterly returns or statements filed by the Company with such banks or financial institutions are in agreement with the books of account of the Company.

(iii)

According to the information and explanations given to us and on the basis of our examination of the records of the Company, the Company has not provided any guarantee or security or granted any loans or advances in the nature of loans, secured or unsecured to companies, firms, limited liability partnership or any other parties during the year other than loan to employees. The Company has made investments in limited liability partnership. The Company has not made any investments in firms, companies or any other parties. Accordingly, we have reported the provisions of clause 3(iii)(a) to 3(iii)(f) of the Order to the extent applicable to the Company with respect to employee loans and investment in limited liability partnership.

- (a)

Based on the audit procedures carried on by us and as per the information and explanations given to us, the Company has provided employee loans as below:

Particulars	Loans INR Crores
Aggregate amount during the year Others	2.10
Balance outstanding as at balance sheet date Others	2.54

- (b)

According to the information and explanations given to us and based on the audit procedures conducted by us, in our opinion the investments made during the year and the terms and conditions of the grant of loans during the year are prima facie, not prejudicial to the interest of the Company.

(c)

According to the information and explanations given to us and on the basis of our examination of the records of the Company, in the case of loans given, in our

- opinion the repayment of principal and payment of interest has been stipulated and the repayments or receipts have been regular. Further, the Company has not given any advance in the nature of loan to any party during the year.

(d)

According to the information and explanations given to us and on the basis of our examination of the records of the Company, there is no overdue amount for more than ninety days in respect of loans given. Further, the Company has not given any advances in the nature of loans to any party during the year.

(e)

According to the information and explanations given to us and on the basis of our examination of the records of the Company, there is no loan or advance in the nature of loan granted falling due during the year, which has been renewed or extended or fresh loans granted to settle the overdues of existing loans given to same parties.

(f)

According to the information and explanations given to us and on the basis of our examination of the records of the Company, the Company has not granted any loans or advances in the nature of loans either repayable on demand or without specifying any terms or period of repayment.

(iv)

According to the information and explanations given to us and on the basis of our examination of the records of the Company, the Company has not given any loans, or provided any guarantee or security as specified under Section 185 and 186 of the Companies Act, 2013 ("the Act"). In respect of the investments made by the Company, in our opinion the provisions of Section 186 of the Act have been complied with.

(b)

According to the information and explanations given to us and on the basis of our examination of the records of the Company, statutory dues relating to Goods and Service Tax, Provident Fund, Employees State Insurance, Income-Tax, Duty of Customs or Cess or other statutory dues which have not been deposited on account of any dispute are as follows:
- (v)

The Company has not accepted any deposits or amounts which are deemed to be deposits from the public. Accordingly, clause 3(v) of the Order is not applicable.

(vi)

We have broadly reviewed the books of accounts maintained by the Company pursuant to the rules prescribed by the Central Government for maintenance of cost records under Section 148(1) of the Act in respect of its manufactured goods and are of the opinion that prima facie, the prescribed accounts and records have been made and maintained. However, we have not carried out a detailed examination of the records with a view to determine whether these are accurate or complete.

(vii)

(a)

The Company does not have liability in respect of Service tax, Duty of excise, Sales tax and Value added tax during the year since effective 1 July 2017, these statutory dues has been subsumed into GST.
- According to the information and explanations given to us and on the basis of our examination of the records of the Company, in our opinion, the undisputed statutory dues including Goods and Service Tax, Provident Fund, Employees State Insurance, Income-Tax, Duty of Customs or Cess or other statutory dues have been regularly deposited by the Company with the appropriate authorities.
- According to the information and explanations given to us and on the basis of our examination of the records of the Company, no undisputed amounts payable in respect of Goods and Service Tax, Provident Fund, Employees State Insurance, Income-Tax, Duty of Customs or Cess or other statutory dues were in arrears as at 31 March 2025 for a period of more than six months from the date they became payable.
- | Name of the statute                   | Nature of the dues | Amount Demanded (INR Crores) | Amount not deposited under dispute (INR Crores) | Amount deposited under dispute (INR Crores) | Period to which the amount relates | Forum where dispute is pending |
|---------------------------------------|--------------------|------------------------------|---|---|------------------------------------|--------------------------------|
| Central Goods & Service Tax Act, 2017 | GST                | 0.26                         | 0.25  | 0.01  | FY 2017-18                         | CESTAT, Hyderabad              |
| Central Goods & Service Tax Act, 2017 | GST                | 0.01                         | 0.01  | -   | FY 2017-18                         | CESTAT, Palghar                |
| Central Excise Act 1944               | Excise duty        | 0.20                         | 0.20  | -   | FY 2010-11 to FY 2015-16           | CESTAT, Bengaluru              |
| Central Excise Act 1944               | Excise duty        | 0.05                         | 0.05  | -   | FY 2006-07 to FY 2010-11           | CESTAT, Mumbai                 |
| Central Goods & Service Tax Act, 2017 | GST                | 0.06                         | 0.03  | 0.03  | F.Y. 2017-18                       | CESTAT (Orissa)                |
- 192 | Ajanta Pharma Limited
- Annual Report 2024-25 | 193

Annexure A to the Independent Auditor’s Report

Name of the statute	Nature of the dues	Amount Demanded (INR Crores)	Amount not deposited under dispute (INR Crores)	Amount deposited under dispute (INR Crores)	Period to which the amount relates	Forum where dispute is pending
Central Goods & Service Tax Act, 2017	GST	0.29	0.28	0.01	F.Y. 2017-18	Joint Commissioner Appeals (UP)
Central Goods & Service Tax Act, 2017	GST	0.07	0.07	-	FY 2017-18	Joint Commissioner Appeals (Bihar)
Central Goods & Service Tax Act, 2017	GST	0.13	0.13	-	FY 2018-19	Joint Commissioner Appeals (Bihar)
Central Goods & Service Tax Act, 2017	GST	0.07	0.07	-	FY 2017-18	Joint Commissioner Appeals - (Kerala)
Central Goods & Service Tax Act, 2017	GST	0.06	0.06	-	FY 2018-19	Joint Commissioner Appeals - Bengaluru
Central Goods & Service Tax Act, 2017	GST	0.06	0.03	0.03	FY 2017-18	Additional Commissioner of State Tax, Appeal (AP)
Central Goods & Service Tax Act, 2017	GST	0.07	0.07	-	FY 2018-19	Deputy Commissioner Vijayawada - Andhra Pradesh
Central Goods & Service Tax Act, 2017	GST	0.36	0.34	0.02	FY 2019-20	Deputy Commissioner Vijayawada - Andhra Pradesh
Central Goods & Service Tax Act, 2017	GST	0.42	0.39	0.03	FY 2020-21	Deputy Commissioner Vijayawada - Andhra Pradesh
Central Goods & Service Tax Act, 2017	GST	2.14	2.03	0.11	FY 2018-19	Asst. Commissioner - Punjab
Income Tax Act, 1961	Transfer Pricing dues	3.22	3.22	-	FY 2021-22	CIT Appeals
Gujarat VAT Act	CST	0.03	0.03	-	FY 2017-18	Assistant Commissioner, Ahmedabad

- (viii) According to the information and explanations given to us and on the basis of our examination of the records of the Company, the Company has not surrendered or disclosed any transactions, previously unrecorded as income in the books of account, in the tax assessments under the Income Tax Act, 1961 as income during the year.

(ix) (a) According to the information and explanations given to us and on the basis of our examination of the records of the Company, the Company did not have any loans or borrowings from any lender during the year. Accordingly, clause 3(ix)(a) of the Order is not applicable to the Company.

(b) According to the information and explanations given to us and on the basis of our examination of the records of the Company, the Company has not been declared a wilful defaulter by any bank or financial institution or government or government authority.

(c) In our opinion and according to the information and explanations given to us by the management, the Company has not obtained any term loans. Accordingly, clause 3(ix)(c) of the Order is not applicable.
- (d) According to the information and explanations given to us and on an overall examination of the standalone financial statements of the Company, we report that no funds raised on short-term basis have been used for long-term purposes by the Company.

(e) According to the information and explanations given to us and on an overall examination of the standalone financial statements of the Company, we report that the Company has not taken any funds from any entity or person on account of or to meet the obligations of its subsidiaries, associates or joint ventures as defined under the Act.

(f) According to the information and explanations given to us and procedures performed by us, we report that the Company has not raised loans during the year on the pledge of securities held in its subsidiaries, joint ventures or associate companies (as defined under the Act).

(x) (a) The Company has not raised any moneys by way of initial public offer or further public offer (including debt instruments). Accordingly, clause 3(x)(a) of the Order is not applicable.

(b) According to the information and explanations given to us and on the basis

- of our examination of the records of the Company, the Company has not made any preferential allotment or private placement of shares or fully or partly convertible debentures during the year. Accordingly, clause 3(x)(b) of the Order is not applicable.
- (xi) (a) During the course of our examination of the books and records of the Company and according to the information and explanations given to us, no fraud by the Company or on the Company has been noticed or reported during the year.
- (b) According to the information and explanations given to us, no report under sub-section (12) of Section 143 of the Act has been filed by the auditors in Form ADT-4 as prescribed under Rule 13 of the Companies (Audit and Auditors) Rules, 2014 with the Central Government.
- (c) As represented to us by the management, there are no whistle blower complaints received by the Company during the year.
- (xii) According to the information and explanations given to us, the Company is not a Nidhi Company. Accordingly, clause 3(xii) of the Order is not applicable.
- (xiii) In our opinion and according to the information and explanations given to us, the transactions with related parties are in compliance with Section 177 and 188 of the Act, where applicable, and the details of the related party transactions have been disclosed in the standalone financial statements as required by the applicable accounting standards.
- (xiv) (a) Based on information and explanations provided to us and our audit procedures, in our opinion, the Company has an internal audit system commensurate with the size and nature of its business.
- (b) We have considered the internal audit reports of the Company issued till date for the period under audit.
- (xv) In our opinion and according to the information and explanations given to us, the Company has not entered into any non-cash transactions with its directors or persons connected to its directors and hence, provisions of Section 192 of the Act are not applicable to the Company.
- (xvi) (a) The Company is not required to be registered under Section 45-IA of the Reserve Bank of India Act, 1934. Accordingly, clause 3(xvi)(a) of the Order is not applicable.
- (b) The Company is not required to be registered under Section 45-IA of the Reserve Bank of India Act, 1934. Accordingly, clause 3(xvi)(b) of the Order is not applicable.
- (c) The Company is not a Core Investment Company (CIC) as defined in the regulations made by the Reserve Bank of India. Accordingly, clause 3(xvi)(c) of the Order is not applicable.
- (d) The Company is not part of any group (as per the provisions of the Core Investment Companies (Reserve Bank) Directions, 2016 as amended). Accordingly, the requirements of clause 3(xvi)(d) are not applicable.
- (xvii) The Company has not incurred cash losses in the current and in the immediately preceding financial year.
- (xviii) There has been no resignation of the statutory auditors during the year. Accordingly, clause 3(xviii) of the Order is not applicable.
- (xix) According to the information and explanations given to us and on the basis of the financial ratios, ageing and expected dates of realisation of financial assets and payment of financial liabilities, other information accompanying the standalone financial statements, our knowledge of the Board of Directors and management plans and based on our examination of the evidence supporting the assumptions, nothing has come to our attention, which causes us to believe that any material uncertainty exists as on the date of the audit report that the Company is not capable of meeting its liabilities existing at the date of balance sheet as and when they fall due within a period of one year from the balance sheet date. We, however, state that this is not an assurance as to the future viability of the Company. We further state that our reporting is based on the facts up to the date of the audit report and we neither give any guarantee nor any assurance that all liabilities falling due within a period of one year from the balance sheet date, will get discharged by the Company as and when they fall due.
- (xx) In our opinion and according to the information and explanations given to us, there is no unspent amount under sub-section (5) of Section 135 of the Act pursuant to any project. Accordingly, clauses 3(xx)(a) and 3(xx)(b) of the Order are not applicable.

For **BSR & Co. LLP**  
Chartered Accountants  
Firm's Registration No.:101248W/W-100022

**Rekha Shenoy**  
Partner

Place: Mumbai  
Date: 30 April 2025

Membership No.: 124219  
ICAI UDIN: 25124219BMOOVM6838

# Annexure B to the Independent Auditor’s Report

on the standalone financial statements of Ajanta Pharma Limited for the year ended 31 March 2025

Report on the internal financial controls with reference to the aforesaid standalone financial statements under Clause (i) of Sub-section 3 of Section 143 of the Act

(Referred to in paragraph 2(A)(g) under ‘Report on Other Legal and Regulatory Requirements’ section of our report of even date)

## Opinion

We have audited the internal financial controls with reference to financial statements of Ajanta Pharma Limited (“the Company”) as of 31 March 2025 in conjunction with our audit of the standalone financial statements of the Company for the year ended on that date.

In our opinion, the Company has, in all material respects, adequate internal financial controls with reference to financial statements and such internal financial controls were operating effectively as at 31 March 2025, based on the internal financial controls with reference to financial statements criteria established by the Company considering the essential components of internal control stated in the Guidance Note on Audit of Internal Financial Controls Over Financial Reporting issued by the Institute of Chartered Accountants of India (the “Guidance Note”).

## Management’s and Board of Directors’ Responsibilities for Internal Financial Controls

The Company’s Management and the Board of Directors are responsible for establishing and maintaining internal financial controls based on the internal financial controls with reference to financial statements criteria established by the Company considering the essential components of internal control stated in the Guidance Note. These responsibilities include the design, implementation and maintenance of adequate internal financial controls that were operating effectively for ensuring the orderly and efficient conduct of its business, including adherence to company’s policies, the safeguarding of its assets, the prevention and detection of frauds and errors, the accuracy and completeness of the accounting records, and the timely preparation of reliable financial information, as required under the Act.

## Auditor’s Responsibility

Our responsibility is to express an opinion on the Company’s internal financial controls with reference to financial statements based on our audit. We conducted our audit in accordance with the Guidance Note and the Standards on Auditing, prescribed under Section

143(10) of the Act, to the extent applicable to an audit of internal financial controls with reference to financial statements. Those Standards and the Guidance Note require that we comply with ethical requirements and plan and perform the audit to obtain reasonable assurance about whether adequate internal financial controls with reference to financial statements were established and maintained and if such controls operated effectively in all material respects.

Our audit involves performing procedures to obtain audit evidence about the adequacy of the internal financial controls with reference to financial statements and their operating effectiveness. Our audit of internal financial controls with reference to financial statements included obtaining an understanding of internal financial controls with reference to financial statements, assessing the risk that a material weakness exists, and testing and evaluating the design and operating effectiveness of internal control based on the assessed risk. The procedures selected depend on the auditor’s judgement, including the assessment of the risks of material misstatement of the standalone financial statements, whether due to fraud or error.

We believe that the audit evidence we have obtained is sufficient and appropriate to provide a basis for our audit opinion on the Company’s internal financial controls with reference to financial statements.

## Meaning of Internal Financial Controls with Reference to Financial Statements

A company’s internal financial controls with reference to financial statements is a process designed to provide reasonable assurance regarding the reliability of financial reporting and the preparation of financial statements for external purposes in accordance with generally accepted accounting principles. A company’s internal financial controls with reference to financial statements include those policies and procedures that (1) pertain to the maintenance of records that, in reasonable detail, accurately and fairly reflect the transactions and dispositions of the assets of the company; (2) provide reasonable assurance that transactions are recorded as necessary to permit preparation of financial statements in accordance with generally accepted accounting principles, and that receipts and expenditures of the company are

being made only in accordance with authorisations of management and directors of the company; and (3) provide reasonable assurance regarding prevention or timely detection of unauthorised acquisition, use, or disposition of the company’s assets that could have a material effect on the financial statements.

## Inherent Limitations of Internal Financial Controls with Reference to Financial Statements

Because of the inherent limitations of internal financial controls with reference to financial statements, including the possibility of collusion or improper management override of controls, material misstatements due to error or fraud may occur and not be detected. Also,

projections of any evaluation of the internal financial controls with reference to financial statements to future periods are subject to the risk that the internal financial controls with reference to financial statements may become inadequate because of changes in conditions, or that the degree of compliance with the policies or procedures may deteriorate.

For **B S R & Co. LLP**  
Chartered Accountants  
Firm’s Registration No.:101248W/W-100022

**Rekha Shenoy**  
Partner  
Place: Mumbai  
Date: 30 April 2025

Membership No.: 124219  
ICAI UDIN: 25124219BMOOVM6838

# Standalone Balance Sheet

as at 31 March 2025

₹ in Crore			
Particulars	Note	As at 31 March 2025	As at 31 March 2024
<b>ASSETS</b>			
<b>Non-current assets</b>			
(a) Property, plant and equipment	8	1,621.61	1,376.86
(b) Capital work-in-progress	8	176.27	256.45
(c) Right-of-use assets	8	75.04	75.42
(d) Other intangible assets (other than self generated)	8	45.31	12.61
(e) Financial assets			
(i) Investments	9	43.13	37.09
(ii) Other non-current financial assets	10	8.14	8.92
(f) Other non-current assets	11	8.69	8.42
<b>Total non-current assets</b>		<b>1,978.19</b>	<b>1,775.77</b>
<b>Current assets</b>			
(a) Inventories	12	739.29	677.79
(b) Financial assets			
(i) Investments	13	438.71	330.05
(ii) Trade receivables	14	1,225.81	1,207.67
(iii) Cash and cash equivalents	15	48.60	61.78
(iv) Bank balances other than cash and cash equivalents	16	1.12	1.28
(v) Loans	17	2.54	15.40
(vi) Other financial assets	18	2.32	19.02
(c) Other current assets	19	108.82	119.83
		<b>2,567.21</b>	<b>2,432.82</b>
Assets classified as held for sale	20	8.85	8.85
<b>Total current assets</b>		<b>2,576.06</b>	<b>2,441.67</b>
<b>Total assets</b>		<b>4,554.25</b>	<b>4,217.44</b>
<b>EQUITY AND LIABILITIES</b>			
<b>Equity</b>			
(a) Equity share capital	21	25.07	25.27
(b) Other equity	22	3,600.24	3,388.30
<b>Total equity</b>		<b>3,625.31</b>	<b>3,413.57</b>
<b>Liabilities</b>			
<b>Non-current liabilities</b>			
(a) Financial liabilities			
(i) Lease liabilities	23	24.39	22.42
(ii) Other financial liabilities	24	1.05	1.37
(b) Provisions	25	80.27	39.54
(c) Deferred tax liabilities (net)	26	110.51	108.50
(d) Other non-current liabilities	27	2.00	2.34
<b>Total non-current liabilities</b>		<b>218.22</b>	<b>174.17</b>
<b>Current liabilities</b>			
(a) Financial liabilities			
(i) Lease liabilities	28	6.78	8.10
(ii) Trade payables	29		
(a) total outstanding dues of micro enterprises and small enterprises; and		21.55	20.64
(b) total outstanding dues of creditors other than micro enterprises and small enterprises.		344.72	363.10
(iii) Other financial liabilities	30	158.82	122.56
(b) Other current liabilities	31	138.87	59.73
(c) Provisions	32	23.35	17.76
(d) Current tax liabilities (net)	33	16.63	37.30
		<b>710.72</b>	<b>629.19</b>
Liabilities classified as held for sale	34	-	0.51
<b>Total current liabilities</b>		<b>710.72</b>	<b>629.70</b>
<b>Total liabilities</b>		<b>928.94</b>	<b>803.87</b>
<b>Total equity and liabilities</b>		<b>4,554.25</b>	<b>4,217.44</b>
Material accounting policies	1 to 7		
The notes referred to above form an integral part of standalone financials statements	8 to 65		

As per our report of even date attached  
For B S R & Co. LLP  
Chartered Accountants  
Firm's Registration No.: 101248W/W-100022

**Rekha Shenoy**  
Partner  
Membership No.: 124219

Place: Mumbai  
Date: 30 April 2025

For and on behalf of Board of Directors of  
**Ajanta Pharma Limited**  
CIN - L24230MH1979PLC022059

**Yogesh M. Agrawal**  
Managing Director  
DIN: 00073673

**Arvind K. Agrawal**  
Chief Financial Officer

**Rajesh M. Agrawal**  
Joint Managing Director  
DIN: 00302467

**Gaurang C. Shah**  
Company Secretary  
FCS No. 6696

# Standalone Statement of Profit and Loss

for the year ended 31 March 2025

₹ in Crore			
Particulars	Note	Year ended 31 March 2025	Year ended 31 March 2024
<b>Income</b>			
Revenue from operations	35	4,322.04	3,971.12
Other income	36	119.87	116.48
<b>Total income</b>		<b>4,441.91</b>	<b>4,087.60</b>
<b>Expenses</b>			
Cost of materials consumed	37	846.60	939.43
Purchase of stock-in-trade	38	184.00	162.16
Changes in inventories of finished goods/stock-in-trade /work-in-progress	39	(18.58)	(22.17)
Employee benefits expense	40	1,010.90	834.16
Finance costs	41	4.60	6.80
Depreciation and amortisation expense	42	139.93	132.16
Other expenses	43	1,094.40	938.11
<b>Total expenses</b>		<b>3,261.85</b>	<b>2,990.65</b>
<b>Profit before tax</b>		<b>1,180.06</b>	<b>1,096.95</b>
Tax expense:	64		
- Current tax			
For current year		283.01	253.74
For earlier years		(24.98)	23.84
- Deferred tax		5.14	12.13
<b>Total tax expense</b>		<b>263.17</b>	<b>289.71</b>
<b>Profit for the year</b>		<b>916.89</b>	<b>807.24</b>
<b>Other comprehensive income/(loss)</b>			
<b>Items that will not be reclassified subsequently to profit or loss:</b>			
Re-measurement of defined benefit liability/(assets)		(8.96)	(3.88)
Income tax relating to items that will not be reclassified to profit or loss		3.13	1.36
<b>Net other comprehensive income/(loss) that will not be reclassified subsequently to profit or loss</b>		<b>(5.83)</b>	<b>(2.52)</b>
<b>Other comprehensive income/(loss) for the year (net of income tax)</b>		<b>(5.83)</b>	<b>(2.52)</b>
<b>Total comprehensive income for the year</b>		<b>911.06</b>	<b>804.72</b>
<b>Earnings per equity share (Face Value ₹ 2/-)</b>	45		
Basic (₹)		73.28	64.11
Diluted (₹)		73.25	64.06
Material accounting policies	1 to 7		
The notes referred to above form an integral part of standalone financials statements	8 to 65		

As per our report of even date attached  
For B S R & Co. LLP  
Chartered Accountants  
Firm's Registration No.: 101248W/W-100022

**Rekha Shenoy**  
Partner  
Membership No.: 124219

Place: Mumbai  
Date: 30 April 2025

For and on behalf of Board of Directors of  
**Ajanta Pharma Limited**  
CIN - L24230MH1979PLC022059

**Yogesh M. Agrawal**  
Managing Director  
DIN: 00073673

**Arvind K. Agrawal**  
Chief Financial Officer

**Rajesh M. Agrawal**  
Joint Managing Director  
DIN: 00302467

**Gaurang C. Shah**  
Company Secretary  
FCS No. 6696

# Standalone Statement of Changes in Equity

for the year ended 31 March 2025

## A. Equity Share Capital (Refer Note 21)

₹ in Crore					
Particulars	Balance as at 01 April 2024	Changes in Equity Share Capital due to prior period errors	Restated balance at the beginning of the current reporting period	Changes in equity share capital during the year	Balance as at 31 March 2025
Authorised	30.00	-	30.00	-	30.00
Issued, Subscribed & Paid up	25.27	-	25.27	(0.20)	25.07

₹ in Crore					
Particulars	Balance as at 01 April 2023	Changes in Equity Share Capital due to prior period errors	Restated balance at the beginning of the current reporting period	Changes in equity share capital during the year	Balance as at 31 March 2024
Authorised	30.00	-	30.00	-	30.00
Issued, Subscribed & Paid up (*Changes in equity share on accounts of ESOP ₹ 2,000)	25.27	-	25.27	0.00*	25.27

## B. Other Equity (Refer Note 22)

Particulars	Reserves and Surplus					Items of other comprehensive income	Total Other Equity
	Capital Redemption Reserve	Securities Premium	General Reserve	Employee Stock Options Outstanding Account	Retained Earnings	(Re-measurement gains (losses) on defined benefit plans)	
Balance as at 1 April 2023	0.44	-	139.48	0.34	3,089.29	(8.37)	3,221.18
Profit for the year	-	-	-	-	807.24	-	807.24
Other comprehensive income (net of tax)	-	-	-	-	-	(2.52)	(2.52)
Total comprehensive income	-	-	-	-	807.24	(2.52)	804.72
Utilised for buy-back of Equity Shares (Refer note 21.7)	-	-	-	-	-	-	-
Payment of Expenses for buyback of shares (Refer note 21.7)	-	-	-	-	(0.92)	-	(0.92)
Transfer to Capital Redemption Reserve for buyback of Equity Shares (Refer note 21.7)	-	-	-	-	-	-	-
Exercised stock options	-	0.18	-	(0.18)	-	-	-
Share-based payment expense	-	-	-	5.06	-	-	5.06
Deemed Investment in Subsidiary on account of ESOP	-	-	-	0.62	-	-	0.62
ESOP Cancelled/Lapsed during the year	-	-	-	(0.19)	-	-	(0.19)
Dividend paid	-	-	-	-	(642.17)	-	(642.17)
Tax on buyback of Equity Shares (Refer note 21.7)	-	-	-	-	-	-	-
Balance as at 31 March 2024	0.44	0.18	139.48	5.65	3,253.44	(10.89)	3,388.30
Profit for the year	-	-	-	-	916.89	-	916.89
Other comprehensive income (net of tax)	-	-	-	-	-	(5.83)	(5.83)
Total comprehensive income	-	-	-	-	916.89	(5.83)	911.06
Utilised for buy-back of Equity Shares (Refer note 21.7)	-	(0.36)	(139.48)	-	(145.15)	-	(284.99)
Payment of Expenses for buyback of shares (Refer note 21.7)	-	-	-	-	(1.61)	-	(1.61)
Transfer to Capital Redemption Reserve for buyback of Equity Shares (Refer note 21.7)	0.21	-	-	-	-	-	0.21
Exercised stock options	-	3.84	-	(3.84)	-	-	-
Share-based payment expense	-	-	-	4.19	-	-	4.19
Deemed Investment in Subsidiary on account of ESOP	-	-	-	(0.62)	-	-	(0.62)
ESOP Cancelled/Lapsed during the year	-	-	-	(0.20)	-	-	(0.20)
Dividend paid	-	-	-	-	(349.75)	-	(349.75)
Tax on buyback of Equity Shares (Refer note 21.7)	-	-	-	-	(66.35)	-	(66.35)
Balance as at 31 March 2025	0.65	3.66	-	5.18	3,607.47	(16.72)	3,600.24

# Standalone Statement of Changes in Equity

for the year ended 31 March 2025

### Nature of reserves

#### a) Capital redemption reserve

As per Companies Act, 2013, capital redemption reserve is created on redemption of preference shares and when company purchases its own shares out of free reserves or securities premium. A sum equal to the nominal value of the shares redeemed or purchased is transferred to capital redemption reserve.

#### b) Securities premium

Securities premium account comprises of premium on issue of shares. The reserve is utilised in accordance with the specific provision of the Companies Act, 2013.

#### c) General reserve

The General reserve is used from time to time to transfer profits from retained earnings for appropriation purposes.

#### d) Employees stock options outstanding account

The fair value of the equity-settled Share-based payment transactions are debited to Statement of Profit and Loss and if related to employee of subsidiary then debited to investment in subsidiary account with corresponding credit to Employee Stock Options Outstanding Account over the vesting period of the options.

#### e) Retained earnings

Retained Earnings are the profits that the Company has earned till date less any transfer to general reserve, dividends or other distributions paid to shareholders.

Material accounting policies1 to 7

The notes referred to above form an integral part of standalone financials statements8 to 65

### As per our report of even date attached

#### For B S R & Co. LLP

Chartered Accountants

Firm's Registration No.: 101248W/W-100022

#### Rekha Shenoy

Partner

Membership No.: 124219

Place: Mumbai

Date: 30 April 2025

### For and on behalf of Board of Directors of

#### Ajanta Pharma Limited

CIN - L24230MH1979PLC022059

#### Yogesh M. Agrawal

Managing Director

DIN: 00073673

#### Arvind K. Agrawal

Chief Financial Officer

#### Rajesh M. Agrawal

Joint Managing Director

DIN: 00302467

#### Gaurang C. Shah

Company Secretary

FCS No. 6696

## Standalone Statement of Cash Flow

for the year ended 31 March 2025

Particulars	₹ in Crore	
	Year ended 31 March 2025	Year ended 31 March 2024
<b>A. Cash flow from operating activities</b>		
Profit before tax	1,180.06	1,096.95
Adjustment for:		
Depreciation and amortisation expense	139.93	132.16
Net Loss/(Gain) on sale/discard of property, plant and equipment	0.60	(3.49)
Finance cost	4.60	6.80
Dividend from subsidiary companies	(22.28)	(29.13)
Loss on investment at FVTPL	3.65	9.11
Gain on sale/redemption of Current Investments	(14.99)	(11.12)
Interest income on investment and deposits	(44.34)	(27.32)
Loss/(Gain) on fair value of derivative	8.82	(22.82)
Deferred Government Grant	(0.33)	(0.33)
Share-based payment expenses	4.00	4.87
Unrealised foreign exchange (Gain)	(10.31)	(9.42)
Impairment Loss on financial assets	0.03	-
<b>Operating cash flow before working capital changes</b>	<b>1,249.44</b>	<b>1,146.26</b>
<b>Changes in working capital:</b>		
(Increase) in Trade receivable	(6.59)	(229.50)
Decrease/(Increase) in Other receivable	25.44	(38.44)
(Increase)/Decrease in Inventories	(61.50)	5.99
(Decrease) /Increase Trade payable	(17.08)	30.86
Increase Other payable	105.43	53.33
Increase Provisions	40.49	19.13
<b>Cash generated from operating activities</b>	<b>1,335.63</b>	<b>987.63</b>
Net income tax paid	(281.83)	(252.28)
<b>Net cash generated from operating activities (a)</b>	<b>1,053.80</b>	<b>735.35</b>
<b>B. Cash flow from investing activities</b>		
Capital expenditure on property, plant and equipment including capital advances	(317.20)	(152.57)
Proceeds from sale of property, plant and equipment	0.85	12.18
Bank balances not considered as cash and cash equivalents	(0.13)	0.44
Dividend from subsidiary companies	22.28	29.13
Purchase of current investments	(2,761.21)	(2,079.76)
Proceeds from sale of current investments	2,663.48	2,257.39
Interest received	48.58	38.21
Investment in Limited Liability Partnership - Non-Current Investment	(6.25)	-
<b>Net cash (used)/generated in investing activities (b)</b>	<b>(349.60)</b>	<b>105.02</b>
<b>C. Cash flow from financing activities</b>		
Proceeds from Issue of Equity Shares (31 March 2024 ₹ 2,000)	0.01	0.00
Interest paid	(1.41)	(3.42)
Payment of lease liability (includes interest of ₹ 3.19 Crore in current year and ₹ 3.38 Crore in previous year)	(11.99)	(12.91)
Payment for buyback of equity shares (Refer note 21.7)	(284.99)	(315.00)
Payment for tax on buyback of equity shares (Refer note 21.7)	(66.35)	(73.28)
Payment of expenses for buyback of equity shares (Refer note 21.7)	(1.61)	(0.92)
Dividend paid	(349.37)	(642.17)
<b>Net cash used in financing activities (c)</b>	<b>(715.71)</b>	<b>(1,047.70)</b>
<b>Net (Decrease) in cash and cash equivalents (a+b+c)</b>	<b>(11.51)</b>	<b>(207.33)</b>

## Standalone Statement of Cash Flow

for the year ended 31 March 2025

Particulars	₹ in Crore	
	Year ended 31 March 2025	Year ended 31 March 2024
Cash and cash equivalents as at the beginning of the year	61.78	268.85
<b>Cash and cash equivalents as at the end of the year</b>	<b>50.27</b>	<b>61.52</b>
<b>Reconciliation of cash and cash equivalents with the Balance sheet</b>		
Cash and cash equivalents as at the end of the year	50.27	61.52
Unrealised (loss)/gain on foreign currency cash and cash equivalents	(1.67)	0.26
<b>Cash and cash equivalents restated balance as per balance sheet (Refer Note 15)</b>	<b>48.60</b>	<b>61.78</b>

Figures in brackets indicates outflow.

Notes:

1. The above Cash Flow Statement has been prepared under the 'Indirect Method' as set out in the Indian Accounting Standard 7 (Ind AS 7) " Statement of Cash Flow " under Section 133 of the Companies Act, 2013.
2. Cash comprises cash on hand, current accounts and deposits with banks. Cash equivalents are short-term balances (with an original maturity of three months or less from the date of acquisition).
3. During the year the Company paid ₹ 20.43 Crore (31 March 2024 ₹ 17.32 Crore) towards corporate social responsibility (CSR) expenditure included in corporate social responsibility expenditure (Refer note 54)

Material accounting policies1 to 7

The notes referred to above form an integral part of standalone financials statements8 to 65

As per our report of even date attached

**For B S R & Co. LLP**  
Chartered Accountants  
Firm's Registration No.: 101248W/W-100022

**Rekha Shenoy**  
Partner  
Membership No.: 124219

Place: Mumbai  
Date: 30 April 2025

**For and on behalf of Board of Directors of Ajanta Pharma Limited**  
CIN - L24230MH1979PLC022059

**Yogesh M. Agrawal**  
Managing Director  
DIN: 00073673

**Arvind K. Agrawal**  
Chief Financial Officer

**Rajesh M. Agrawal**  
Joint Managing Director  
DIN: 00302467

**Gaurang C. Shah**  
Company Secretary  
FCS No. 6696

# Notes to the Standalone Financial Statements

for the year ended 31 March 2025

## 1. Corporate Information

Ajanta Pharma Limited ("the Company") is a public limited company incorporated and domiciled in India. Its shares are listed on Bombay Stock Exchanges and National Stock Exchange. The Registered office of the Company is located at Ajanta House, Charkop, Kandivali (West), Mumbai.

The Company is primarily involved in development, manufacturing and marketing of speciality pharmaceutical finished dosages.

## 2. Basis of Preparation

### Statement of Compliance:

These standalone financial statements have been prepared in accordance with the Indian Accounting Standards ('Ind AS') as per the Companies (Indian Accounting Standards) Rules, 2015, as amended from time to time, notified under Section 133 of the Companies Act, 2013 ('Act') and other relevant provisions of the Act. These standalone financial statements have been prepared on an accrual basis and under the historical cost basis, except otherwise stated.

The standalone financial statements for the year ended 31 March 2025 have been reviewed by the Audit Committee and subsequently approved by the Board of Directors at its meeting held on 30 April 2025.

### Use of estimates and judgements:

The preparation of standalone financial statements in conformity with Ind AS requires management to make judgements, estimates and assumptions that affect the application of accounting policies and the reported amounts of assets, liabilities, income and expenses and the disclosure of contingent liabilities on the date of the financial statements. Actual results could differ from those estimates. Estimates and under lying assumptions are reviewed on an ongoing basis. Any revision to accounting estimates is recognised prospectively in current and future periods.

### Judgements:

Information about judgements made in applying accounting policies that have the most significant effects on the amounts recognised in the financial statements is included in the following notes.

### Classification of Lease as per Ind AS 116:

Ind AS 116 Leases requires a lessee to determine the lease term as the non-cancellable period of a lease adjusted with any option to extend or terminate the lease, if the use of such option is reasonably certain. The Company makes an assessment on the expected lease term on lease by lease basis and thereby assesses whether it is reasonably certain that any options to extend or terminate the contract will be

exercised. In evaluating the lease term, the Company considers factors such as any significant leasehold improvements undertaken over the lease term, costs relating to the termination of lease and the importance of the underlying lease to the Company's operations taking into account the location of the underlying asset and the availability of the suitable alternatives. The lease term in future periods is reassessed to ensure that the lease term reflects the current economic circumstances. The discount rate is generally based on the incremental borrowing rate specific to the lease being evaluated or for a portfolio of leases with similar characteristics.

### Estimates:

Information about assumptions and estimation uncertainties at the reporting date that have a significant risk of resulting in a material adjustment to the carrying amounts of assets and liabilities within the next financial year is included in the following notes.

### Recognition of current and deferred tax assets:

The Company's tax charge on ordinary activities is the sum of the total current and deferred tax charges. The calculation of the Company's total tax charge necessarily involves a degree of estimation in respect of certain items whose tax treatment cannot be finally determined until resolution has been reached with the relevant tax authority or, as appropriate, through a formal legal process. The final resolution of some of these items may give rise to material profits/losses and/or cash flows.

The complexity of the Company's structure makes the degree of estimation more challenging. The resolution of issues is not always within the control of the Company and it is often dependent on the efficiency of the legal processes in the relevant taxing jurisdictions in which the Company operates. Issues can, and often do, take many years to resolve.

Payments in respect of tax liabilities for an accounting period result from payments on account and on the final resolution of open items. As a result there can be substantial differences between the tax charge in the Statement of Profit and Loss and tax payments.

The recognition of deferred tax assets is based upon whether it is more likely than not that sufficient and suitable taxable profits will be available in the future against which the reversal of temporary differences can be deducted. To determine the future taxable profits, reference is made to the latest available profit forecasts. Where the temporary differences are related to losses, relevant tax law is considered to determine the availability of the losses to offset against the future taxable profits.

# Notes to the Standalone Financial Statements

for the year ended 31 March 2025

### Property, plant and equipment:

Useful lives of tangible assets are based on the life prescribed in Schedule II of the Act. In cases, where the useful lives are different from that prescribed in Schedule II, they are based on technical advice, taking into account the nature of the asset, the estimated usage of the asset, the operating conditions of the asset, past history of replacement, anticipated technological changes, manufacturers' warranties and maintenance support.

### Intangible Assets:

Intangible assets majorly consist of trademarks and software licences which are amortised over licence period which equates the economic useful life ranging between 2-5 years on a straight-line basis over the period of its economic useful life.

### Recognition and measurement of defined benefit obligations:

The obligation arising from the defined benefit plan is determined on the basis of actuarial valuation. Key actuarial assumptions include discount rate, trends in salary escalation and vested future benefits and life expectancy. The discount rate is determined with reference to market yields at the end of the reporting period on the government bonds. The period to maturity of the underlying bonds correspond to the probable maturity of the post-employment benefit obligations.

### Allowance for uncollected accounts receivable and advances:

Trade receivables do not carry any interest and are stated at their normal value as reduced by appropriate allowances for estimated irrecoverable amounts. Individual trade receivables are written off when management seems them not collectible. Impairment is made using expected credit loss model.

The impairment provisions for financial assets are based on assumption about risk of default and expected loss rates. Judgement in making these assumption and selecting the inputs to the impairment calculation are based on past history, existing market condition as well as forward-looking estimates at the end of each reporting period.

### Allowances for inventories:

Management reviews the inventory age listing on a periodic basis. The review involves comparison of the carrying value of the aged inventory items. The purpose is to ascertain whether an allowance is required to be made in the standalone financial statement for any obsolete and slow-moving items. Management is satisfied that adequate allowance for obsolete and slow-moving inventories has been made in the financial statements.

Management also reviews net realisable value for all its inventory and is satisfied that adequate allowance has been made in the financial statements.

### Contingencies:

Management judgement is required for estimating the possible outflow of resources, if any, in respect of contingencies/claim/litigations against the Company as it is not possible to predict the outcome of pending matters with accuracy.

### Impairment reviews:

An impairment exists when the carrying value of an asset or cash generating unit ('CGU') exceeds its recoverable amount. Recoverable amount is the higher of its fair value less costs to sell and its value in use. The value in use calculation is based on a discounted cash flow model. In calculating the value in use, certain assumptions are required to be made in respect of highly uncertain matters, including management's expectations of growth in EBITDA, long-term growth rates; and the selection of discount rates to reflect the risks involved.

### Provision for anticipated sales return:

In determining the provision for anticipated sales returns, estimates for probable saleable and non-saleable returns of goods from the customers are made on scientific basis after factoring in the historical data of such returns and its trend.

## 3. Functional and Presentation Currency

The financial statements are presented in Indian Rupees ('INR' or 'Rupees' or 'Rs.' or '₹') which is the functional currency for the Company.

## 4. Rounding of Amounts

All amounts disclosed in the financial statements and notes have been rounded off to the nearest Crore.

## 5. Current/non-current classification

An entity shall classify an asset as current when-

- (a) it expects to realise the asset, or intends to sell or consume it, in its normal operating cycle;
- (b) it holds the asset primarily for the purpose of trading;
- (c) it expects to realise the asset within twelve months after the reporting period; or
- (d) the asset is cash or a cash equivalent unless the asset is restricted from being exchanged or used to settle a liability for at least twelve months after the reporting period.

An entity shall classify all other assets as non-current.

# Notes to the Standalone Financial Statements

for the year ended 31 March 2025

An entity shall classify a liability as current when –

- (a) it expects to settle the liability in its normal operating cycle;
- (b) it holds the liability primarily for the purpose of trading;
- (c) the liability is due to be settled within twelve months after the reporting period; or
- (d) it does not have an unconditional right to defer settlement of the liability for at least twelve months after the reporting period. Terms of a liability that could, at the option of the counterparty, result in its settlement by the issue of equity instruments do not affect its classification.

An entity shall classify all other liabilities as non-current.

### Operating Cycle:

An operating cycle is the time between the acquisition of assets for processing and their realisation in cash or cash equivalents.

Based on the nature of products/activities of the Company and the normal time between acquisition of assets and their realisation in cash or cash equivalents, the Company has determined its operating cycle as twelve months for the purpose of classification of its assets and liabilities as current and non-current.

## 6. Material Accounting Policies

### 6.1 Property, Plant and Equipment

#### Recognition and measurement:

Items of PPE are carried at cost less accumulated depreciation and impairment losses, if any. The cost of an item of PPE comprises its purchase price, including import duties and other non-refundable taxes or levies and any directly to the attributable cost of bringing the assets to its working condition for its intended use and any trade discount and rebates are deducted in arriving at purchase price. Cost of the assets also includes interest on borrowings attributable to acquisition of qualifying fixed assets up to the date the asset is ready for its intended use incurred up to that date.

Such cost includes the cost of replacing part of the plant and equipment and borrowing costs for long-term construction projects if the recognition criteria are met. When significant parts of plant and equipment are required to be replaced at intervals, the Company depreciates these components separately based on their specific useful lives. Likewise, when a major inspection is performed, its cost is recognised in the carrying amount of the plant and equipment as a

replacement if the recognition criteria are satisfied. All other repair and maintenance costs are recognised in the statement of profit or loss as incurred.

Cost of Items of Property, plant and equipment not ready for intended use as on the balance sheet date, is disclosed as capital work-in-progress. Advances given towards acquisition of property, plant and equipment outstanding at each balance sheet date are disclosed as Capital Advance under Other non-current assets.

All identifiable revenue expenses including interest incurred in respect of various projects/expansion, net of income earned during the project development stage prior to its intended use, are considered as pre-operative expenses and disclosed under Capital Work-in-Progress.

Capital expenditure on Property, plant and equipment for research and development is classified under property, plant and equipment and is depreciated on the same basis as other property, plant and equipment.

Property, plant and equipment are derecognised either on disposal or when the asset retires from active use. Losses arising in the case of the retirement of property, plant and equipment and gains or losses arising from disposal of property, plant and equipment are recognised in the statement of profit and loss in the year of occurrence.

#### Transition to Ind AS:

The cost of property, plant and equipment as at 1 April 2016, the Companies date of transition to Ind AS, was determined with reference to its carrying value recognised as per the previous GAAP (deemed cost), as at the date of transition to Ind AS.

#### Subsequent expenditure:

Subsequent expenditure is capitalised only if it is probable that the future economic benefits associated with the expenditure will flow to the Company and the cost of the item can be measured reliably.

#### Depreciation:

Depreciation is the systematic allocation of the depreciable amount of PPE over its useful life and is provided on a straight-line basis over the useful lives as prescribed under Schedule II to the Act or as per technical assessment. The residual values, useful lives and method of depreciation of PPE is reviewed at each financial year end and adjusted prospectively, if appropriate.

Depreciation on additions/disposals is provided on a pro-rata basis i.e. from/up to the date on which is asset is ready to use/disposed off. Freehold land is not depreciated.

# Notes to the Standalone Financial Statements

for the year ended 31 March 2025

The estimated useful lives of Tangible assets are as follows

PPE	Useful Life
Buildings*	5 years to 60 years
Plant and Equipment*	3 years to 25 years
Furniture and Fixtures*	10 years
Vehicles	8 years to 10 years
Office Equipments*	3 years to 5 years

\* For these class of assets, the useful life of assets is different than the prescribed life as per Part C of Schedule II of the Companies Act, 2013. The different useful life is based on internal technical evaluation by the Company and historical usage of assets.

Dies & Punches having useful life of 3 years as per technical evaluation and management estimate and Solar Plants having useful life of 25 years.

Property, plant and equipment which are added/ disposed off during the year, depreciation is provided on pro-rata basis.

Building constructed on leasehold land are depreciated based on the useful life specified in Schedule II to the Companies Act, 2013, where the lease period of the land is beyond the life of the building. In other cases, building constructed on leasehold land are amortised over the primary lease period of the land.

### 6.2 Intangible Assets

Intangible assets are recognised when it is probable that the future economic benefits that are attributable to the assets will flow to the Company and the cost of the assets can be measured reliably.

Intangible assets are carried at cost less accumulated amortisation and impairment losses, if any. Internally generated intangibles, excluding development costs as defined in Ind AS, are not capitalised and the related expenditure is reflected in Statement of profit and loss in the period in which the expenditure is incurred.

Trademarks and Software are amortised over their estimated useful life on straight-line basis from the date they are available for intended use or the period of the license as applicable, subject to impairment test.

The amortisation period and the amortisation method for an intangible assets with a finite useful life are reviewed at least at the end of each reporting period. Changes in the expected useful life or the expected pattern of consumption of future economic benefits embodied in the asset are considered to modify the amortisation period or method, as appropriate, and are treated as changes in accounting estimates.

Gains or losses arising from derecognition of an intangible asset are measured as the difference between the net disposal proceeds and the carrying amount of the asset and are recognised in the statement of profit and loss when the assets are derecognised.

#### Research and Development:

Revenue expenditure on research is recognised in the statement of profit and loss in the period in which it is incurred.

Development expenditure incurred on an individual project is carried forward when its future recoverability can reasonably be regarded as assured. Any expenditure carried forward is amortised over the period of expected future sales from the related project. The carrying value of development costs is reviewed for impairment annually when the asset is not yet in use, and otherwise when events or changes in circumstances indicate that the carrying value may not be recoverable.

#### Impairment on non-financial assets:

The Company's non-financial assets other than inventories and deferred tax assets, are reviewed at each reporting date to determine whether there is any indication of impairment. If any such indication exists, then the asset's recoverable amount is estimated.

For impairment testing, assets that do not generate independent cash inflows (i.e. corporate assets) are grouped together into cash-generating units (CGUs). Each CGU represents the smallest group of assets that generates cash inflows that are largely independent of the cash inflows of other assets or CGUs.

The recoverable amount of a CGU is the higher of its value in use and its fair value less costs to sell. Value in use is based on the estimated future cash flows, discounted to their present value using a discount rate that reflects current market assessments of the time value of money and the risks specific to the CGU.

An impairment loss is recognised if the carrying amount of an asset or CGU exceeds its estimated recoverable amount. Impairment loss recognised in respect of a CGU is allocated first to reduce the carrying amounts of the assets of the CGU (or group of CGUs) on a pro rata basis.

An impairment loss in respect of assets for which impairment loss has been recognised in prior periods, the Company reviews at each reporting date whether there is any indication that the loss has decreased or no longer exists. An impairment loss is reversed if there has been a change in the estimates used to determine the recoverable amount. Such a reversal is made only to the extent that the asset's carrying amount does not exceed the carrying amount that would have been determined, net of depreciation or amortisation, if no impairment loss had been recognised.

The following intangible assets are tested for impairment each financial year even if there is no indication that the asset is impaired:

- i) An intangible asset that is not yet available for use; and

# Notes to the Standalone Financial Statements

for the year ended 31 March 2025

- ii) An intangible asset that is amortised over a period exceeding ten years from the date when the asset is available for use.

### 6.3 Non-current Assets Classified as Held For Sale

Assets are classified as held for sale and stated at the lower of carrying amount and fair value less costs to sell if the asset is available for immediate sale and its sale is highly probable. Such assets or group of assets are presented separately in the Balance Sheet as "Assets Classified as Held for Sale". Once classified as held for sale, intangible assets, investment property and property, plant and equipment are no longer amortised or depreciated.

### 6.4 Financial Instruments

Trade receivables and debt securities issued are initially recognised when they originate. All other financial assets and financial liabilities are initially recognised when the Company becomes a party to the contractual provisions of the instrument.

A financial asset (unless it is a trade receivable without a significant financing component) or financial liability is initially measured at fair value plus or minus, for an item not at FVTPL, transaction costs that are directly attributable to its acquisition or issue. A trade receivable without a significant financing component is initially measured at the transaction price.

A financial instrument is any contract that gives rise to a financial asset of one entity and a financial liability or equity instrument of another entity.

#### Financial Assets:

##### Classification:

The Company classifies financial assets as subsequently measured at amortised cost, fair value through other comprehensive income or fair value through profit or loss, on the basis of its business model for managing the financial assets and the contractual cash flow characteristics of the financial asset.

##### Initial recognition and measurement:

All financial assets excluding trade receivable(not measured subsequently at fair value through profit or loss) are recognised initially at fair value plus transaction costs that are attributable to the acquisition of the financial asset.

##### Subsequent measurement:

For the purpose of subsequent measurement, financial assets are classified in two broad categories:

- » Financial assets at fair value ( FVTPL / FVTOCI)
- » Financial assets at amortised cost

When assets are measured at fair value, gains and losses are either recognised in the statement of profit and loss (i.e. fair value through profit or loss (FVTPL)), or recognised in other comprehensive income (i.e. fair value through other comprehensive income (FVOCI)).

##### Financial Assets measured at amortised cost (net of write down for impairment, if any):

Financial assets are measured at amortised cost when asset is held within a business model, whose objective is to hold assets for collecting contractual cash flows and contractual terms of the asset give rise on specified dates to cash flows that are solely payments of principal and interest. Such financial assets are subsequently measured at amortised cost using the effective interest rate (EIR) method less impairment, if any. The losses arising from impairment are recognised in the Statement of profit and loss.

##### Financial Assets measured at Fair Value through Other Comprehensive Income ("FVTOCI"):

Financial assets under this category are measured initially as well as at each reporting date at fair value, when asset is held within a business model, whose objective is to hold assets for both collecting contractual cash flows and selling financial assets. Fair value movements are recognised in the other comprehensive income.

##### Financial Assets measured at Fair Value through Profit or Loss ("FVTPL"):

Financial assets under this category are measured initially as well as at each reporting date at fair value with all changes recognised in profit or loss.

##### Investment in Subsidiary:

Investment in equity instruments of Subsidiaries are measured at cost. In the financial statements, investment in subsidiaries is carried at cost. The carrying amount is reduced to recognise any impairment in the value of investment.

##### Investment in Equity Instruments:

Equity instruments which are held for trading are classified as at FVTPL. Fair value changes on the instrument, excluding dividends, are recognised in profit or loss.

##### Investment in Debt Instruments:

A debt instrument is measured at amortised cost or at FVTOCI. Any debt instrument, which does not meet the criteria for categorisation as at amortised cost or as FVOCI, is classified as at FVTPL. Debt instruments included within the FVTPL category are measured at fair value with all changes recognised in the Statement of profit and loss.

# Notes to the Standalone Financial Statements

for the year ended 31 March 2025

#### Derecognition of Financial Assets:

A financial asset is primarily derecognised when the rights to receive cash flows from the asset have expired or the Company has transferred its rights to receive cash flows from the asset.

#### Impairment of Financial Assets:

In accordance with Ind AS 109, the Company applies expected credit loss (ECL) model for measurement and recognition of impairment loss on the financial assets that are debt instruments and trade receivables.

#### Financial Liabilities:

##### Classification:

The Company classifies all financial liabilities as subsequently measured at amortised cost or FVTPL.

##### Initial recognition and measurement:

All financial liabilities are recognised initially at fair value and, in the case of loans, borrowings and payables, net of directly attributable transaction costs.

Financial liabilities include trade and other payables, loans and borrowings including bank overdrafts and derivative financial instruments.

##### Subsequent measurement:

Financial liabilities at fair value through profit or loss include financial liabilities held for trading and financial liabilities designated upon initial recognition as at fair value through profit or loss. Interest-bearing loans and borrowings are subsequently measured at amortised cost using the Effective Interest Rate (EIR) method. Gains and losses are recognised in profit or loss when the liabilities are derecognised as well as through EIR amortisation process. Amortised cost is calculated by taking into account any discount or premium on acquisition and fees or costs that are an integral part of the EIR. The EIR amortisation is included as finance costs in the Statement of Profit and Loss.

#### Derecognition of Financial Liabilities:

A financial liability is derecognised when the obligation under the liability is discharged or cancelled or expires. When an existing financial liability is replaced by another from the same lender on substantially different terms, or the terms of an existing liability are substantially modified, such an exchange or modification is treated as the derecognition of the original liability and the recognition of a new liability. The difference in the respective carrying amounts is recognised in the Statement of Profit and Loss.

#### Derivative Financial Instrument:

The Company uses derivative financial instruments, such as forward currency contracts to mitigate

its foreign currency risks. Such derivative financial instruments are initially recognised at fair value on the date on which a derivative contract is entered into and are subsequently re-measured at fair value. Derivatives are carried as financial assets when the fair value is positive and as financial liabilities when the fair value is negative. Any changes therein are generally recognised in the statement of profit and loss.

### 6.5 Inventories

Raw materials and packing materials are valued at lower of cost (on moving weighted average basis) and the net realisable value, cost of which includes duties and taxes (net off CENVAT and Goods and Service Tax wherever applicable). Cost of imported raw materials and packing materials lying in bonded warehouse includes the amount of customs duty. Finished products including traded goods and work-in-progress are valued at lower of cost and net realisable value.

The cost of finished goods and work-in-progress have been computed to include all cost of purchases, cost of conversion, appropriate share of fixed production overheads based on normal operating capacity and other related cost incurred in bringing the inventories to their present location and condition.

Net realisable value is the estimated selling price in the ordinary course of business, less the estimated costs of completion and selling expenses necessary to make the sale.

Slow and non-moving material, products nearing expiry, defective inventory are fully provided for and valued at net realisable value.

Goods and materials in transit are valued at actual cost incurred up to the date of balance sheet. Materials and other items held for use in production of inventories are not written down, if the finished products in which they will be used are expected to be sold at or above cost.

Consumables and other materials procured for R&D purpose are charged off when acquired.

The comparison of cost and Net realisable value is made on an item-by-item basis.

### 6.6 Cash and Cash Equivalents

Cash and Cash Equivalents comprise of cash on hand and cash at bank including fixed deposit/highly liquid investments with original maturity period of three months or less that are readily convertible to known amounts of cash and which are subject to an insignificant risk of changes in value.

For the purpose of the statement of cash flows, cash and cash equivalents consist of cash and short-term deposits, as defined above, as they are considered an integral part of the Company's cash management.

# Notes to the Standalone Financial Statements

for the year ended 31 March 2025

## 6.7 Cash Flow Statement

Cash flows are reported using the indirect method, whereby net profit before tax is adjusted for the effects of transactions of a non-cash nature, any deferrals or accruals of past or future operating cash receipts or payments and item of income or expenses associated with investing or financing cash flows. The cash flow from operating, investing and financing activities of the Company are segregated.

## 6.8 Foreign Currency Transactions

Transactions in foreign currencies are translated into the Company's functional currency at the exchange rates at the dates of the transactions.

Monetary assets and liabilities denominated in foreign currencies are translated into the functional currency at the exchange rate at the reporting date. Non-monetary assets and liabilities that are measured at fair value in a foreign currency are translated into the functional currency at the exchange rate when the fair value was determined. Non-monetary assets and liabilities that are measured based on historical cost in a foreign currency are not translated. Foreign currency exchange differences are generally recognised in the statement of profit and loss.

Exchange differences arising on the settlement of monetary items or on translating monetary items at rates different from those at which they were translated on initial recognition during the period or in previous Financial Statements are recognised in the Standalone Statement of Profit and Loss in the period in which they arise. When a gain or loss on a non-monetary item is recognised in Other Comprehensive Income, any exchange component of that gain or loss is recognised in Other Comprehensive Income. Conversely, when a gain or loss on a non-monetary item is recognised in Standalone Statement of Profit and Loss, any exchange component of that gain or loss is recognised in Standalone Statement of Profit and Loss.

## 6.9 Revenue Recognition

### Sale of Goods:

Revenue is measured based on the transaction price adjusted for discounts and rebates, which is specified in a contract with customer. Revenue are net of estimated returns and taxes collected from customers.

Revenue from sale of goods is recognised at point in time when control is transferred to the customer and it is probable that consideration will be collected. Control of goods is transferred upon the shipment of the goods to the customer or when goods is made available to the customer as per terms agreed.

The transaction price is documented on the sales invoice and payment is generally due as per agreed credit terms with customer.

The consideration can be fixed or variable. Variable consideration is only recognised when it is highly probable that a significant reversal will not occur.

Sales return is variable consideration that is recognised and recorded based on historical experience, market conditions and provided for in the year of sale as reduction from revenue. The methodology and assumptions used to estimate returns are monitored and adjusted regularly in line with trade practices, historical trends, past experience and projected market conditions.

**Interest income:** Interest income is recognised with reference to the Effective Interest Rate method.

**Dividend income:** Dividend from investment is recognised as revenue when right to receive is established.

### Income from Export Benefits and Other Incentives:

Export benefits available under prevalent schemes are accrued as revenue in the year in which the goods are exported and/or services are rendered only when their reasonable assurance that the conditions attached to them will be complied with, and the amounts will be received. Export benefit receivables are carried at net realisable value.

## 6.10 Employee Benefits

All employee benefits payable wholly within twelve months of rendering service are classified as short-term employee benefits. Benefits such as salaries, wages, short-term compensated absences, performance incentives etc., and the expected cost of bonus, ex-gratia are recognised during the period in which the employee renders related service.

### (i) Defined benefit plans

The Company provides for gratuity, a defined benefit retirement plan ('the Gratuity Plan') covering eligible employees. The Gratuity Plan provides a lump-sum payment to vested employees at retirement, death, incapacitation or termination of employment, of an amount based on the respective employee's salary and the tenure of employment with the Company.

Liabilities with regard to Gratuity Plan are determined by actuarial valuation, performed by an independent actuary, at each balance sheet date using the Projected Unit Credit Method.

The Company fully contributes all ascertained liabilities to the Ajanta Pharma Limited Group Gratuity Trust (the Trust). Trustees administer contributions made to the Trust and contributions are invested in a scheme with Life Insurance Corporation of India as permitted by laws of India.

The retirement benefit obligations recognised in the balance sheet represents the present value of the defined benefit obligations reduced by the fair value of

# Notes to the Standalone Financial Statements

for the year ended 31 March 2025

scheme assets. Any asset resulting from this calculation is limited to the present value of available refunds and reductions in future contributions to the scheme. The Company recognises the net obligation of a defined benefit plan in its balance sheet as an asset or liability. Actuarial gains and losses are recognised in full in the other comprehensive income for the period in which they occur. The effect of any plan amendments are recognised in the Statement of Profit and Loss.

### (ii) Defined contribution plans

Contributions to defined contribution plans are recognised as expense when employees have rendered services entitling them to such benefits.

The Company pays provident fund contributions to publicly administered provident funds as per local regulations. The Company has no further payment obligations once the contributions have been paid. The contributions are accounted for as defined contribution plans and the contributions are recognised as employee benefit expense when they are due. Prepaid contributions are recognised as an asset to the extent that a cash refund or a reduction in the future payments is available.

### (iii) Compensated absences

The Company has a policy on compensated absences which are both accumulating and non-accumulating in nature. The expected cost of accumulating compensated absences is determined by actuarial valuation performed by an independent actuary at each balance sheet date using projected unit credit method on the additional amount expected to be paid/availed within twelve months as a result of the unused entitlement that has accumulated at the balance sheet date.

Compensated absences which are not expected to occur within twelve months after the end of the period in which the employee renders the related services are recognised as a liability at the present value of the defined benefit obligation at the balance sheet date.

Expense on non-accumulating compensated absences is recognised in the period in which the absences occur.

### (iv) Share-based compensation

Employees Stock Options Plans ("ESOPs"): The grant date fair value of options granted to employees is recognised as an employee expense, over the period that the employees become unconditionally entitled to the options. The expense is recorded for each separately vesting portion of the award as if the award was, in substance, multiple awards. The increase in equity recognised in connection with Share-based payment transaction is presented as a separate component in equity under "Employee Stock Options Outstanding Reserve". The amount

recognised as an expense is adjusted to reflect the actual number of stock options that vest. The options granted to employees of subsidiary is recognised as an equity investment.

The Company recognises compensation expense relating to share-based payments in net profit using fair-value in accordance with Ind AS 102, Share-Based Payment.

## 6.11 Borrowing Costs

Borrowing costs directly attributable to the acquisition, construction or production of an asset that necessarily takes a substantial period of time to get ready for its intended use or sale are capitalised as part of the cost of the asset. All other borrowing costs are expensed in the period in which they occur. Borrowing costs consist of interest and other costs that an entity incurs in connection with the borrowing of funds. Borrowing cost also includes exchange differences to the extent regarded as an adjustment to the borrowing costs.

## 6.12 Leases

The Company's lease asset classes primarily consist of leases for land and buildings. The Company assesses whether a contract contains a lease, at inception of a contract. A contract is, or contains, a lease if the contract conveys the right to control the use of an identified asset for a period of time in exchange for consideration. To assess whether a contract conveys the right to control the use of an identified asset, the Company assesses whether: (1) the contract involves the use of an identified asset (2) the Company has substantially all of the economic benefits from use of the asset through the period of the lease and (3) the Company has the right to direct the use of the asset.

At the date of commencement of the lease, the Company recognises a right-of-use asset ("ROU") and a corresponding lease liability for all lease arrangements in which it is a lessee, except for leases with a term of twelve months or less (short-term leases) and low value leases. For these short-term and low value leases, the Company recognises the lease payments as an operating expense on a straight-line basis over the term of the lease.

Certain lease arrangements includes the options to extend or terminate the lease before the end of the lease term. ROU assets and lease liabilities includes these options when it is reasonably certain that they will be exercised.

The right-of-use assets are initially recognised at cost, which comprises the initial amount of the lease liability adjusted for any lease payments made at or prior to the commencement date of the lease plus any initial direct costs less any lease incentives. They are subsequently measured at cost less accumulated depreciation and impairment losses.

# Notes to the Standalone Financial Statements

for the year ended 31 March 2025

Right-of-use assets are depreciated from the commencement date on a straight-line basis over the shorter of the lease term and useful life of the underlying asset. Right of use assets are evaluated for recoverability whenever events or changes in circumstances indicate that their carrying amounts may not be recoverable. For the purpose of impairment testing, the recoverable amount (i.e. the higher of the fair value less cost to sell and the value-in-use) is determined on an individual asset basis unless the asset does not generate cash flows that are largely independent of those from other assets. In such cases, the recoverable amount is determined for the Cash Generating Unit (CGU) to which the asset belongs.

The lease liability is initially measured at amortised cost at the present value of the future lease payments. The lease payments are discounted using the generally accepted interest rate. Lease liabilities are remeasured with a corresponding adjustment to the related right of use asset if the Company changes its assessment if whether it will exercise an extension or a termination option.

Lease liability and ROU asset have been separately presented in the Balance Sheet and lease payments have been classified as financing cash flows.

Leases for which the Company is a lessor is classified as a finance or operating lease. Whenever the terms of the lease transfer substantially all the risks and rewards of ownership to the lessee, the contract is classified as a finance lease. All other leases are classified as operating leases.

In respect of assets given on operating lease, lease rentals are accounted in the Statement of Profit and Loss, on accrual basis in accordance with the respective lease agreements.

## 6.13 Government Grants

Government grants are initially recognised as deferred income at fair value if there is reasonable assurance that they will be received and the Company will comply with the conditions associated with the grant;

- » In case of capital grants, they are then recognised in Standalone Statement of Profit and Loss as other income on a systematic basis over the useful life of the asset.
- » In case of grants that compensate the Company for expenses incurred are recognised in Standalone Statement of Profit and Loss on a systematic basis in the periods in which the expenses are recognised.

## 6.14 Earnings Per Share

Basic earnings per equity share is computed by dividing the net profit attributable to the equity holders of the Company by the weighted average number of equity shares outstanding during the period. Diluted earnings per equity share is computed by dividing

the net profit attributable to the equity holders of the Company by the weighted average number of equity shares considered for deriving basic earnings per equity share and also the weighted average number of equity shares that could have been issued upon conversion of all dilutive potential equity shares. The dilutive potential equity shares are adjusted for the proceeds receivable had the equity shares been actually issued at fair value. Dilutive potential equity shares are deemed converted as of the beginning of the period, unless issued at a later date. Dilutive potential equity shares are determined independently for each period presented.

## 6.15 Income Taxes

Income tax expense comprises current and deferred income tax.

Current tax is recognised in statement of profit or loss, except when they relate to items that are recognised in other comprehensive income or directly in equity, in which case, the current tax is also recognised in other comprehensive income or directly in equity respectively. Current income tax for current and prior periods is recognised at the amount expected to be paid to or recovered from the tax authorities, using the tax rates and tax laws that have been enacted by the balance sheet date. Deferred income tax assets and liabilities are recognised for all temporary differences arising between the tax bases of assets and liabilities and their carrying amounts in the financial statements.

Deferred tax assets are reviewed at each reporting date and are reduced to the extent that it is no longer probable that the related tax benefit will be realised.

Deferred income tax assets and liabilities are measured using tax rates and tax laws that have been enacted or substantively enacted by the balance sheet date and are expected to apply to taxable income in the years in which those temporary differences are expected to be recovered or settled. The effect of changes in tax rates on deferred income tax assets and liabilities is recognised as income or expense in the period that includes the enactment or the substantive enactment date. A deferred income tax asset is recognised to the extent that it is probable that future taxable profit will be available against which the deductible temporary differences and tax losses can be utilised. The Company offsets current tax assets and current tax liabilities, where it has a legally enforceable right to set off the recognised amounts and where it intends either to settle on a net basis, or to realize the asset and settle the liability simultaneously.

Management periodically evaluates positions taken in the tax returns with respect to situations in which applicable tax regulations are subject to interpretation and establishes provisions where appropriate.

# Notes to the Standalone Financial Statements

for the year ended 31 March 2025

## 6.16 Dividends to Shareholders

Annual dividend distribution to the shareholders is recognised as a liability in the period in which the dividends are approved by the shareholders. Any interim dividend paid is recognised on approval by Board of Directors. Dividend payable is recognised directly in equity.

## 6.17 Provisions, Contingent Liabilities, Contingent Assets and Commitments

### General:

Provisions (legal and constructive) are recognised when the Company has a present obligation (legal or constructive) as a result of a past event and it is probable that an outflow of resources will be required to settle the obligation, in respect of which a reliable estimate can be made.

Provisions (excluding retirement benefits and compensated absences) are not discounted to its present value and are determined based on best estimate required to settle the obligation at the balance sheet date. These are reviewed at each balance sheet date and adjusted to reflect the current best estimates.

If there is any expectation that some or all of the provision will be reimbursed, the reimbursement is recognised as a separate asset but only when the reimbursement is virtually certain. The expense relating to a provision is presented in the statement of profit and loss net of any virtually certain reimbursement.

If the effect of the time value of money is material, provisions are discounted using a current pre-tax rate that reflects, when appropriate, the risk specific to the liability. When discounting is used, the increase in the provision due to the passage of time is recognised as a finance cost.

Contingent liability is disclosed in the case of:

- » A present obligation arising from past events, when it is not probable that an outflow of resources will be required to settle the obligation;
- » A present obligation arising from past events, when no reliable estimates is possible;
- » A possible obligation arising from past events, unless the probability of outflow of resources is remote.

Contingent liabilities are not recognised but disclosed in the standalone financial statements. Contingent

assets are neither recognised nor disclosed in the financial statements.

Commitments include the amount of purchase order (net of advances) issued to parties for completion of assets and Non-cancellable operating lease.

Provisions, contingent liabilities, contingent assets and commitments are reviewed at each balance sheet date.

## 6.18 Fair value measurement

The Company measures financial instruments, such as, derivatives at fair value at each balance sheet date in accordance with Ind AS 113.

Financials Statements have been prepared on the historical cost basis except for the following material items in the statement of financial position:

- » Derivative financial instruments (mainly forward currency contracts) are measured at fair value received from Bank.
- » Mutual Funds are measured at fair values as per Net Asset Value (NAV).
- » Employee Stock Option Plan (ESOP) at fair values as per Black Scholes option pricing model.

Fair value is the price that would be received to sell an asset or settle a liability in an ordinary transaction between market participants at the measurement date.

The fair value of an asset or a liability is measured using the assumptions that market participants would use when pricing the asset or liability, assuming that market participants act in their economic best interest.

A fair value measurement of a non-financial asset takes into account a market participant's ability to generate economic benefits by using the asset in its highest and best use or by selling it to another market participant that would use the asset in its highest and best use.

The Company uses valuation techniques that are appropriate in the circumstances and for which sufficient data are available to measure fair value, maximising the use of relevant observable inputs and minimising the use of unobservable inputs.

All assets and liabilities for which fair value is measured or disclosed in the financial statements are categorised within the fair value hierarchy, described as follows, based on the lowest level input that is significant to the fair value measurement as a whole:

# Notes to the Standalone Financial Statements

for the year ended 31 March 2025

- » Level 1 – Quoted (unadjusted) market prices in active markets for identical assets or liabilities.
- » Level 2 – Valuation techniques for which the lowest level input that is significant to the fair value measurement is directly or indirectly observable.
- » Level 3 – Valuation techniques for which the lowest level input that is significant to the fair value measurement is unobservable.

For assets and liabilities that are recognised in the financial statements on a recurring basis, the Company determines whether transfers have occurred between levels in the hierarchy by re-assessing categorisation (based on the lowest level input that is significant to the fair value measurement as a whole) at the end of each reporting period.

For the purpose of fair value disclosures, the Company has determined classes of assets and liabilities on the

basis of the nature, characteristics and risks of the asset or liability and the level of the fair value hierarchy as explained above.

## 7. Recent accounting pronouncements

Ministry of Corporate Affairs ("MCA") notifies new standards or amendments to the existing standards under Companies (Indian Accounting Standards) Rules as issued from time to time. For the year ended 31 March 2025, MCA has notified Ind AS – 117 Insurance Contracts and amendments to Ind AS 116 – Leases, relating to sale and leaseback transactions, w.e.f. April 1, 2024. The Company has reviewed the new pronouncements and based on its evaluation has determined that it does not have any significant impact in its financial statements.

# Notes to the Standalone Financial Statements

as at 31 March 2025

## 8. Property, Plant and Equipment, Capital Work-In-Progress and Other Intangible Assets (Other than Self Generated)

### 8.1 Current Year

Particulars	Gross Block (Cost or deemed cost)			Accumulated Depreciation/Amortisation				Net Block	
	As at 1 April 2024	Additions	Disposals	As at 31 March 2025	As at 1 April 2024	For the year	Disposals	As at 31 March 2025	As at 31 March 2025
(A) Property, plant and equipment									
Freehold land	146.70	-	-	146.70	-	-	-	-	146.70
Buildings	609.36	196.84	-	806.20	165.63	16.84	-	182.47	623.73
Plant and equipments	1,093.85	93.95	3.00	1,184.80	456.91	70.98	2.30	525.59	659.21
Laboratory equipments	206.63	12.39	0.36	218.66	111.10	19.17	0.25	130.02	88.64
Furniture and fixtures	92.05	23.10	0.70	114.45	59.85	6.15	0.49	65.51	48.94
Vehicles	3.41	0.65	0.34	3.72	2.51	0.23	0.30	2.44	1.28
Office equipments	27.53	25.62	0.43	52.72	20.67	3.26	0.34	23.59	29.13
Computers	41.57	16.61	0.34	57.84	27.57	6.60	0.31	33.86	23.98
Total	2,221.10	369.16	5.17	2,585.09	844.24	123.23	3.99	963.48	1,621.61
(B) Other Intangible assets									
Computer Software	37.61	2.26	0.95	38.92	25.00	4.26	0.95	28.31	10.61
Trademark	-	37.58	-	37.58	-	2.88	-	2.88	34.70
Total	37.61	39.84	0.95	76.50	25.00	7.14	0.95	31.19	45.31
Total (A) + (B)	2,258.71	*409.00	6.12	2,661.59	869.24	130.37	4.94	994.67	1,666.92
(C) Investment Properties	-	-	-	-	-	-	-	-	-
(D) Capital work-in-progress#	256.45	338.29	418.47	176.27	-	-	-	-	176.27
(E) Intangible assets under development									-
Total (A) + (B) + (C) + (D)									1,843.19

\* Addition includes ₹ 7.41 Crore used for Research and Development.

# Capital Work-in Progress ageing schedule.

Particulars	Amount in Capital Work-In-Progress for a period of				Total
	Less than 1 year	1-2 years	2-3 years	More than 3 years	
Projects in progress (*)	149.19	25.00	2.08	-	176.27

\* Project execution plans are assessed on an annual basis and all the projects are executed as per rolling annual plan.

# Notes to the Standalone Financial Statements

as at 31 March 2025

## 8.2 Previous Year

₹ in Crore									
Particulars	Gross Block (Cost or deemed cost)				Accumulated Depreciation/Amortisation				Net Block
	As at 1 April 2023	Additions	Disposals	As at 31 March 2024	As at 1 April 2023	For the year	Disposals	As at 31 March 2024	As at 31 March 2024
(A) Property, plant and equipment									
Freehold land**	155.55	-	8.85	146.70	-	-	-	-	146.70
Buildings	597.57	11.79	-	609.36	149.74	15.89	-	165.63	443.73
Plant and equipments	1,027.03	69.66	2.84	1,093.85	388.80	70.49	2.38	456.91	636.94
Laboratory equipments	196.17	10.49	0.03	206.63	92.90	18.21	0.01	111.10	95.53
Furniture and fixtures	90.17	1.89	0.01	92.05	54.17	5.69	0.01	59.85	32.20
Vehicles	3.37	0.04	-	3.41	2.29	0.22	-	2.51	0.90
Office equipments	25.67	2.07	0.21	27.53	18.56	2.31	0.20	20.67	6.86
Computers	34.18	7.96	0.57	41.57	23.41	4.69	0.53	27.57	14.00
Total	2,129.71	103.90	12.51	2,221.10	729.87	117.50	3.13	844.24	1,376.86
(B) Other Intangible assets									
Computer Software	26.00	11.61	-	37.61	21.12	3.88	-	25.00	12.61
Total	26.00	11.61	-	37.61	21.12	3.88	-	25.00	12.61
Total (A) + (B)	2,155.71	* 115.51	12.51	2,258.71	750.99	121.38	3.13	869.24	1,389.47
(C) Investment Properties	-	-	-	-	-	-	-	-	-
(D) Capital work-in-progress #	209.47	169.63	122.65	256.45	-	-	-	-	256.45
Total (A) + (B) + (C) + (D)									1,645.92

\* Addition includes ₹ 4.83 Crore used for Research and Development.

\*\* Freehold land ₹ 8.85 Crore classified as assets held for sale (refer note 20).

# Capital work-in-progress ageing schedule.

₹ in Crore					
Particulars	Amount in Capital Work-In-Progress for a period of				Total
	Less than 1 year	1-2 years	2-3 years	More than 3 years	
Projects in progress (*)	121.75	36.65	38.86	59.19	256.45

\* Project execution plans are assessed on an annual basis and all the projects are executed as per rolling annual plan.

CWIP includes cost incurred on corporate house under construction and is schedule to meet the annual rolling plan though there is delay as compared to the original plan due to delays in Government approval, pandemic and various other pediments outside of management control at various stages. There are no identified overruns from budgeted cost.

## Right-of-use assets

### 8.3 Current Year

₹ in Crore									
Particulars	Gross Block (Cost or deemed cost)				Accumulated Depreciation/Amortisation				Net Block
	As at 1 April 2024	Additions	Disposals	As at 31 March 2025	As at 1 April 2024	For the year	Disposals	As at 31 March 2025	As at 31 March 2025
Right-of-use assets									
Leasehold properties	34.03	9.45	8.08	35.40	17.43	8.61	7.81	18.23	17.17
Leasehold land	62.59	-	-	62.59	3.77	0.95	-	4.72	57.87
Total	96.62	9.45	8.08	97.99	21.20	9.56	7.81	22.95	75.04

# Notes to the Standalone Financial Statements

as at 31 March 2025

## 8.4 Previous Year

₹ in Crore									
Particulars	Gross Block (Cost or deemed cost)				Accumulated Depreciation/Amortisation				Net Block
	As at 1 April 2023	Additions	Disposals	As at 31 March 2024	As at 1 April 2023	For the year	Disposals	As at 31 March 2024	As at 31 March 2024
Right-of-use assets									
Leasehold properties	27.98	7.15	1.10	34.03	8.46	9.83	0.86	17.43	16.60
Leasehold land	62.59	-	-	62.59	2.82	0.95	-	3.77	58.82
Total	90.57	7.15	1.10	96.62	11.28	10.78	0.86	21.20	75.42

## 9. Investments (Non-Current)

₹ in Crore		
Particulars	As at 31 March 2025	As at 31 March 2024
Unquoted (At cost)		
In Subsidiary Companies		
Ajanta Pharma (Mauritius) Ltd.		
6,13,791 (31 March 2024 6,13,791) Ordinary Shares of Mauritian Rupees 100 each fully paid up	9.44	9.44
Ajanta Pharma USA Inc.		
10,000 (31 March 2024 10,000) Common Stock of USD 100 each fully paid up	7.07	7.69
(includes ₹ 1.00 Crore in current year, ₹ 1.62 Crore in previous year related to ESOP granted to employee of subsidiary) - Refer Note 47		
Ajanta Pharma Philippines Inc.		
20,00,000 (31 March 2024 20,00,000) Ordinary Shares of Philippines Peso 100 each fully paid up	1.38	1.38
Ajanta Pharma Nigeria Limited		
6,00,00,000 (31 March 2024 6,00,00,000) Ordinary Shares of Nigerian Naira 1 each fully paid up	1.37	1.37
Less: Impairment in the value of investments (refer note 62)	(1.37)	(1.37)
In Joint Venture		
Turkmenderman Ajanta Pharma Ltd.		
2,00,000 (31 March 2024 2,00,000) Shares of USD 10 each fully paid-up	-	-
Less: Impairment in the value of investments *	-	-
In Others at fair value		
OPGS Power Gujarat Private Limited		
1,95,000 (31 March 2024 1,95,000) Shares of ₹ 0.19 each	0.00	0.00
(Current Year ₹ 37,050, Previous Year ₹ 37,050)		
In Membership Share in LLP (at Fair Value through Profit or Loss)		
ABCD Technologies LLP (Percentage share for current year 4.27%, previous year 4.03%)	25.24	18.58
	43.13	37.09
Aggregate value of unquoted investments	51.45	45.41
Aggregate value of unquoted investments (net of impairment)	43.13	37.09
Aggregate market value of quoted investments	-	-
Aggregate amount of impairment in value of non-current investment	8.32	8.32

\* The Company has made full provision for investment in aggregate value of unquoted investments in Turkmenderman Ajanta Pharma Limited in year 2014-15 and the carrying value of investment is considered as Nil.

# Notes to the Standalone Financial Statements

as at 31 March 2025

## 10. Other Non-Current Financial Assets

Particulars	₹ in Crore	
	As at 31 March 2025	As at 31 March 2024
<b>Unsecured, considered good unless otherwise stated</b>		
Security Deposits	4.43	4.55
Financial asset at amortised cost	3.20	4.16
<b>In deposit accounts with banks with maturity of more than 12 months from the balance sheet date</b>		
– Under lien	0.48	0.19
Interest accrued on fixed deposits with Banks	0.03	0.02
	<b>8.14</b>	<b>8.92</b>

## 11. Other Non-Current Assets

Particulars	₹ in Crore	
	As at 31 March 2025	As at 31 March 2024
<b>Unsecured, considered good unless otherwise stated</b>		
Capital advances	8.67	7.88
VAT receivable	0.02	0.02
Octroi refund receivable	–	0.52
	<b>8.69</b>	<b>8.42</b>

## 12. Inventories

Particulars	₹ in Crore	
	As at 31 March 2025	As at 31 March 2024
<b>At lower of cost and net realisable value</b>		
Raw materials	281.11	233.25
Packing materials	49.77	54.71
Work-in-progress	45.55	54.35
Finished goods (including in transit ₹ 120.77 Crore, 31 March 2024 ₹ 120.57 Crore)	312.98	291.31
Stock-in-trade (including in transit ₹ 1.97 Crore, 31 March 2024 ₹ 5.02 Crore)	49.88	44.17
	<b>739.29</b>	<b>677.79</b>

During the year, the Company recorded inventory write downs of ₹ 4.38 Crore (31 March 2024 ₹ 4.95 Crore). These adjustments were included in cost of material consumed and changes in inventories.

## 13. Investments (Current)

Particulars	₹ in Crore	
	As at 31 March 2025	As at 31 March 2024
<b>Measured at Fair Value through Profit or Loss</b>		
<b>Quoted</b>		
Investments in Market Linked Non-Convertible Debentures	–	37.12
Investment in Mutual Funds	128.69	10.24
<b>Unquoted</b>		
Alternative Investment CAT-II	10.12	–
<b>Measured at Amortised Cost</b>		
<b>Quoted</b>		
Investments in Non-Convertible Debentures	299.90	251.79

# Notes to the Standalone Financial Statements

as at 31 March 2025

Particulars	₹ in Crore	
	As at 31 March 2025	As at 31 March 2024
<b>Unquoted</b>		
Investment in Commercial Papers	–	30.90
	<b>438.71</b>	<b>330.05</b>
Aggregate book value of quoted investments	428.59	299.15
Aggregate market value of quoted investments	428.59	299.15
Aggregate book value of unquoted investments (net of impairment)	10.12	30.90
Aggregate amount of impairment in value of investments	–	–

## 14. Trade Receivables

Particulars	₹ in Crore	
	As at 31 March 2025	As at 31 March 2024
<b>Unsecured, considered good unless otherwise stated</b>		
Trade receivables considered good	1,225.81	1,207.67
Trade receivables which have significant increase in credit risk	0.43	2.70
Trade receivables credit impaired	5.46	6.13
<b>Total Trade receivables</b>	<b>1,231.70</b>	<b>1,216.50</b>
Less: Loss allowance	(5.89)	(8.83)
<b>Net Trade receivables</b>	<b>1,225.81</b>	<b>1,207.67</b>
Break-up of security details		
(i) Trade receivables considered good- Secured	–	–
(ii) Trade receivables considered good- Unsecured	1,225.81	1,207.67
(iii) Trade receivables which have significant increase in credit risk	0.43	2.70
(iv) Trade receivables – credit impaired	5.46	6.13
<b>Total</b>	<b>1,231.70</b>	<b>1,216.50</b>
Less: Loss allowance	(5.89)	(8.83)
<b>Total Trade receivables</b>	<b>1,225.81</b>	<b>1,207.67</b>
<b>Of the above, trade receivables from related parties are as below:</b>		
Trade Receivable due from related parties	786.58	787.91
Less: Loss allowance	(1.12)	(1.07)
<b>Net Trade receivables</b>	<b>785.46</b>	<b>786.84</b>

For details of trade receivable owing from related parties, refer note 53.

## 15. Cash and Cash Equivalents

Particulars	₹ in Crore	
	As at 31 March 2025	As at 31 March 2024
<b>Cash and cash equivalents (as per Ind AS 7 - "Statement of cash flows")</b>		
<b>Bank Balances</b>		
– In Current Accounts	29.87	22.85
– In EEFC Accounts	18.73	38.93
	<b>48.60</b>	<b>61.78</b>

# Notes to the Standalone Financial Statements

as at 31 March 2025

## 16. Bank Balances other than Cash and Cash Equivalents

Particulars	₹ in Crore	
	As at 31 March 2025	As at 31 March 2024
<b>Earmarked balances with banks</b>		
- Unpaid dividend	1.10	0.72
- Unpaid Sale Proceeds of Fractional Shares (31 March 2025 ₹ 24,399 {including deposit of ₹ 8,521} and 31 March 2024 ₹ 24,226 {including deposit of ₹ 8,935})	0.00	0.00
In deposit accounts (with original maturity of more than 3 months but less than 12 months)		
- Under lien	-	0.56
- Others	0.02	-
	<b>1.12</b>	<b>1.28</b>

## 17. Loans

Particulars	₹ in Crore	
	As at 31 March 2025	As at 31 March 2024
Advance to employees	-	13.21
Loans to employees	2.54	2.19
	<b>2.54</b>	<b>15.40</b>

Particulars	₹ in Crore	
	As at 31 March 2025	As at 31 March 2024
<b>Loans to employees</b>	-	-
Secured, considered good	-	-
Unsecured, considered good	2.54	2.19
Significant increase in Credit Risk	-	-
Credit impaired	-	-

## 18. Other Current Financial Assets

Particulars	₹ in Crore	
	As at 31 March 2025	As at 31 March 2024
Interest receivable	2.29	6.54
Forward exchange contracts used for hedging	-	12.48
Insurance receivable	0.03	-
	<b>2.32</b>	<b>19.02</b>

## 19. Other Current Assets

Particulars	₹ in Crore	
	As at 31 March 2025	As at 31 March 2024
<b>Advances other than capital advances</b>		
<b>Advance to vendors</b>		
- Considered Good	32.56	34.42
Prepaid expenses	17.17	16.50
Advance to employees	14.16	-
Other advances recoverable	6.03	5.79
<b>Balance with Statutory/Govt. Authorities</b>		
- GST receivable	26.98	54.29
- Customs duty receivable	-	0.01
- Other Govt. Deposit Receivable	0.02	-
Export benefits receivable	11.90	8.82
	<b>108.82</b>	<b>119.83</b>

# Notes to the Standalone Financial Statements

as at 31 March 2025

## 20. Assets Classified as Held for Sale

Particulars	₹ in Crore	
	As at 31 March 2025	As at 31 March 2024
Assets held for sale (Refer note 63)	8.85	8.85
	<b>8.85</b>	<b>8.85</b>

## 21. Equity Share Capital

	As at 31 March 2025		As at 31 March 2024	
	Number of Shares	₹ in Crore	Number of Shares	₹ in Crore
<b>Authorised</b>				
Equity shares of ₹ 2 each	15,00,00,000	30.00	15,00,00,000	30.00
<b>Issued, subscribed and paid up:</b>				
Issued, subscribed and fully paid up Equity Shares of ₹ 2 each	12,49,12,099	24.98	12,59,15,655	25.18
Add: Shares Forfeited	7,66,500	0.09	7,66,500	0.09
<b>Total</b>	<b>12,56,78,599</b>	<b>25.07</b>	<b>12,66,82,155</b>	<b>25.27</b>

### 21.1 Movement in equity share capital

	As at 31 March 2025		As at 31 March 2024	
	Number of Shares	₹ in Crore	Number of Shares	₹ in Crore
Equity shares outstanding at the beginning of the year	12,59,15,655	25.18	12,59,14,655	25.18
Add: Equity shares allotted during the year against option's exercised under employee stock option plan*	25,325	0.01	1,000	0.00
Less: Equity Shares extinguished on buyback of shares (Refer note 21.7)	(10,28,881)	(0.21)	-	-
<b>Equity Shares outstanding at the end of the year</b>	<b>12,49,12,099</b>	<b>24.98</b>	<b>12,59,15,655</b>	<b>25.18</b>

\* Previous Year ₹ 2,000

### 21.2 Rights attached to equity shares

The Company has only one class of equity shares with voting rights having a par value of ₹ 2 per share. The Company declares and pays dividends in Indian Rupees. Any interim dividend paid is recognised on the approval by Board of Directors.

The following dividends were declared and paid by the Company during the year ended:

Particulars	₹ in Crore	
	As at 31 March 2025	As at 31 March 2024
Interim and final equity dividend were declared and paid for financial year 2023-24 at ₹ 51.00 per equity share	-	642.17
Interim and final equity dividend were declared and paid for financial year 2024-25 at ₹ 28.00 per equity share	349.75	-
<b>Total</b>	<b>349.75</b>	<b>642.17</b>

In the event of liquidation of the Company, the holders of equity shares will be entitled to receive remaining assets of the Company, after distribution of all preferential amounts. The distribution will be in proportion to the numbers of equity shares held by shareholders.

Dividends and tax thereon have not been recognised as liabilities in the year to which they pertain to and is recorded in the year in which they have been approved in the Annual General Meeting.

## Notes to the Standalone Financial Statements

as at 31 March 2025

### 21.3 Details of shareholders holding more than 5% equity shares

Name of Shareholders	As at 31 March 2025		As at 31 March 2024	
	Number of Shares	% holding	Number of Shares	% holding
Yogesh M. Agrawal, trustee Yogesh Agrawal Trust	1,80,78,147	14.47	1,82,33,038	14.48
Rajesh M. Agrawal, trustee Rajesh Agrawal Trust	1,80,78,147	14.47	1,82,33,039	14.48
Ravi P. Agrawal, trustee Ravi Agrawal Trust	1,62,42,904	13.00	1,63,86,623	13.01
Aayush M. Agrawal, trustee Aayush Agrawal Trust	1,41,12,924	11.30	1,42,37,664	11.31
Gabs Investments Private Limited	1,25,88,393	10.08	1,25,88,393	10.00

### 21.4 Equity shares reserved for issuance under Share-based Incentive Plan 2019 of the Company

Particulars	As at 31 March 2025	As at 31 March 2024
	Number of Shares	Number of Shares
Equity shares	4,69,175	4,94,500

### 21.5 Aggregate number of equity shares issued during last five years pursuant to Employee Stock Options Scheme 2011 & Share-based Incentive Plan 2019

Particulars	As at 31 March 2025	As at 31 March 2024
	No. of Shares	No. of Shares
Equity shares	2,53,575	2,28,250

### 21.6 Equity shares allotted as fully paid up bonus Shares during the period of five years immediately preceding the balance sheet date

Particulars	As at 31 March 2025	As at 31 March 2024
	No. of Shares	No. of Shares
Bonus Shares on allotment of ESOP in F.Y. 2022-23	500	500
Bonus Shares issued in F.Y. 2022-23	4,27,07,885	4,27,07,885

### 21.7 Equity shares extinguished on buy-back

#### For the year ended on 31 March 2025

The Board of Directors of the Company, at its meeting held on 02 May 2024 had approved the proposal of Buy-back of 10,28,881 fully paid-up equity shares of the Company of face value of ₹ 2 each at a price of ₹ 2,770/- per equity share, on a proportionate basis, for an aggregate amount not exceeding ₹ 285.00 Crore through the tender offer process ("Buyback"), in accordance with the provisions of the Companies Act, 2013, and rules made thereunder, and the Securities and Exchange Board of India (Buy-Back of Securities) Regulations, 2018 (the "SEBI Buyback Regulations"). The buyback issue opened on 05 June 2024 and closed on 11 June 2024. The Company has taken the impact of buyback in previous financial year and paid in current financial year, for this Company has utilised its General Reserve (₹ 139.48 Crore), Security Premium (₹ 0.36 Crore) and Retain Earning (₹ 145.15 Crore)for the buyback of its equity shares. Total transaction cost of ₹ 1.61 Crore incurred towards buyback and tax of ₹ 66.35 Crore was offset from retained earnings. In accordance with Section 69 of the Companies Act, 2013, the Company has created Capital Redemption Reserve of ₹ 0.21 Crore equal to the nominal value of the shares bought back as an appropriation from the General Reserve.

#### For the year ended on 31 March 2024

Board of Directors have approved buy back of its 10,28,881 equity shares, being 0.82% of the total paid up equity share capital (prior buyback) at ₹ 2,770 per equity share for an aggregate amount of ₹ 285.00 Crore on 02 May 2024.

## Notes to the Standalone Financial Statements

as at 31 March 2025

### For the year ended on 31 March 2023

The Company bought back 22,10,500 equity shares for an aggregate amount not exceeding of ₹ 315.00 Crore being 2.59% of the total paid up equity share capital (prior buyback) at ₹ 1,425 per equity share. The equity shares bought back were extinguished on 19 April 2023.

### For the year ended on 31 March 2022

The Company bought back 11,20,000 equity shares for an aggregate amount not exceeding of ₹ 285.60 Crore being 1.29% of the total paid up equity share capital (prior buyback) at ₹ 2,550 per equity share. The equity shares bought back were extinguished on 28 February 2022.

### For the year ended on 31 March 2021

The Company bought back 7,35,000 equity shares for an aggregate amount not exceeding of ₹ 136.00 Crore being 0.84% of the total paid up equity share capital (prior buyback) at ₹ 1,850 per equity share. The equity shares bought back were extinguished on 30 December 2020.

### 21.8 Details of equity shares held by promoters at the end of the year

Name of Shareholders	As at 31 March 2025			As at 31 March 2024		
	Number of Shares	% of total shares	% Change during the year	Number of Shares	% of total shares	% Change during the year
Yogesh M. Agrawal, trustee Yogesh Agrawal Trust	1,80,78,147	14.47	0.85	1,82,33,038	14.48	-
Rajesh M. Agrawal, trustee Rajesh Agrawal Trust	1,80,78,147	14.47	0.85	1,82,33,039	14.48	-
Ravi P. Agrawal, trustee Ravi Agrawal Trust	1,62,42,904	13.00	0.88	1,63,86,623	13.01	-
Aayush M. Agrawal, trustee Aayush Agrawal Trust	1,41,12,924	11.30	0.88	1,42,37,664	11.31	-
Gabs Investments Private Limited	1,25,88,393	10.08	-	1,25,88,393	10.00	-
Ganga Exports being represented by Mr. Yogesh M. Agrawal, Mr. Rajesh M. Agrawal & Mr. Ravi P. Agrawal	33,48,261	2.68	0.92	33,79,297	2.68	-
Ravi P. Agrawal	2,85,000	0.23	-	2,85,000	0.23	-
Aayush M. Agrawal	30,000	0.02	-	30,000	0.02	-

## 22. Other Equity

Particulars	As at 31 March 2025	As at 31 March 2024
<b>Capital redemption reserve</b>		
Balance at the beginning of the year	0.44	0.44
Add: Amount transferred upon buyback of shares	0.21	-
<b>Balance as at the year end</b>	<b>0.65</b>	<b>0.44</b>
<b>Securities premium</b>		
Balance at the beginning of the year	0.18	-
Add: Addition during the year	3.84	0.18
Less: Utilisation for buyback of shares	(0.36)	-
<b>Balance as at the year end</b>	<b>3.66</b>	<b>0.18</b>
<b>General reserve</b>		
Balance at the beginning of the year	139.48	139.48
Less: Utilised for buyback of shares	(139.48)	-
<b>Balance as at the year end</b>	<b>-</b>	<b>139.48</b>

# Notes to the Standalone Financial Statements

as at 31 March 2025

Particulars	₹ in Crore	
	As at 31 March 2025	As at 31 March 2024
<b>Employee stock options outstanding account</b>		
Balance at the beginning of the year	5.65	0.34
Add: Share-based payment expense	4.19	5.06
Add (Less): Deemed Investment in Subsidiary (refer note 9)	(0.62)	0.62
Less: Exercised during the year	(3.84)	(0.18)
Less: Cancelled/Lapsed during the year	(0.20)	(0.19)
<b>Balance as at the year end</b>	<b>5.18</b>	<b>5.65</b>
<b>Other items of other comprehensive income (Re-measurement gains (losses) on defined benefit plans)</b>		
Balance at the beginning of the year	(10.89)	(8.37)
Add: Amount transferred	(5.83)	(2.52)
<b>Balance as at the year end</b>	<b>(16.72)</b>	<b>(10.89)</b>
<b>Retained earnings</b>		
Balance at the beginning of the year	3,253.44	3,089.29
Profit for the year	916.89	807.24
Less: Appropriations		
– Interim dividend on equity shares	(349.75)	(642.17)
– Expense relating to buyback of shares	(1.61)	(0.92)
– Retained Earnings Utilised for Buy Back of shares	(145.15)	-
– Tax on buyback of shares	(66.35)	-
<b>Balance at the year end</b>	<b>3,607.47</b>	<b>3,253.44</b>
<b>Total</b>	<b>3,600.24</b>	<b>3,388.30</b>

## 23. Lease Liabilities

Particulars	₹ in Crore	
	As at 31 March 2025	As at 31 March 2024
Lease liabilities	24.39	22.42
	<b>24.39</b>	<b>22.42</b>

## 24. Other Non-Current Financial Liabilities

Particulars	₹ in Crore	
	As at 31 March 2025	As at 31 March 2024
Security deposits payable	1.05	1.37
	<b>1.05</b>	<b>1.37</b>

# Notes to the Standalone Financial Statements

as at 31 March 2025

## 25. Provisions (Non-Current)

Particulars	₹ in Crore	
	As at 31 March 2025	As at 31 March 2024
<b>Provision for employee benefits (net)</b>		
Gratuity (Refer note 46.2)	46.86	13.50
Compensated absences (Refer note 46.3)	33.41	26.04
	<b>80.27</b>	<b>39.54</b>

## 26. Deferred Tax Liabilities (Net)

Particulars	₹ in Crore	
	As at 31 March 2025	As at 31 March 2024
<b>Tax effect of items constituting - Deferred tax liabilities</b>		
Difference in tax base of property, plant and equipment (A)	147.76	143.50
Unrealised gain/loss on securities carried at FVOCI / FVTPL (B)	(1.27)	(0.91)
<b>Tax effect of items constituting - Deferred tax assets</b>		
Disallowance under income tax (C)	35.98	34.09
<b>Deferred tax liabilities (net) (A+B-C)</b>	<b>110.51</b>	<b>108.50</b>

## 27. Other Non-Current Liabilities

Particulars	₹ in Crore	
	As at 31 March 2025	As at 31 March 2024
Deferred government grant	2.00	2.34
	<b>2.00</b>	<b>2.34</b>

## 28. Lease Liabilities

Particulars	₹ in Crore	
	As at 31 March 2025	As at 31 March 2024
Lease liabilities	6.78	8.10
	<b>6.78</b>	<b>8.10</b>

## 29. Trade Payables

Particulars	₹ in Crore	
	As at 31 March 2025	As at 31 March 2024
Total outstanding dues of micro enterprises and small enterprises; and	21.55	20.64
Total outstanding dues of creditors other than micro enterprises and small enterprises.	344.72	363.10
	<b>366.27</b>	<b>383.74</b>

(Refer note 57 for disclosures relating to Micro and Small Enterprises)

# Notes to the Standalone Financial Statements

as at 31 March 2025

## 30. Other Current Financial Liabilities

Particulars	₹ in Crore	
	As at 31 March 2025	As at 31 March 2024
Unpaid dividend*	1.10	0.72
Unpaid sale proceeds of fractional shares* (31 March 2025 ₹ 15,878 and 31 March 2024 ₹ 15,291)	0.00	0.00
Capital creditors	55.59	43.18
Book overdraft	3.50	1.56
Employee benefits payable	48.83	29.29
Provision for anticipated sales return (Refer note 50.2)	47.80	47.80
Forward exchange contracts used for hedging	2.00	-
Other payables	-	0.01
	<b>158.82</b>	<b>122.56</b>

\*There are no amounts due and outstanding to be credited to Investor Education & Protection Fund as at 31 March 2025.

## 31. Other Current Liabilities

Particulars	₹ in Crore	
	As at 31 March 2025	As at 31 March 2024
Advances from customers	121.51	39.32
Deferred government grant	0.33	0.33
Statutory dues payable	17.03	20.08
	<b>138.87</b>	<b>59.73</b>

## 32. Provisions (Current)

Particulars	₹ in Crore	
	As at 31 March 2025	As at 31 March 2024
<b>Provision for employee benefits (net)</b>		
Gratuity (Refer note 46.2)	15.37	10.73
Compensated absences (Refer note 46.3)	7.98	7.03
	<b>23.35</b>	<b>17.76</b>

## 33. Current Tax Liabilities (Net)

Particulars	₹ in Crore	
	As at 31 March 2025	As at 31 March 2024
Provision for tax (net of income tax assets)	16.63	37.30
	<b>16.63</b>	<b>37.30</b>

## 34. Liabilities Classified as Held for Sale

Particulars	₹ in Crore	
	As at 31 March 2025	As at 31 March 2024
Liability against Assets held for sale (Refer note 63)	-	0.51
	<b>-</b>	<b>0.51</b>

# Notes to the Standalone Financial Statements

for the year ended 31 March 2025

## 35. Revenue from Operations

Particulars	₹ in Crore	
	Year ended 31 March 2025	Year ended 31 March 2024
<b>Sale of products (Refer note 50)</b>		
Finished goods	3,802.77	3,448.28
Stock-in-trade	458.68	475.72
<b>Other operating revenues</b>		
Export incentives	32.84	27.16
Others	27.75	19.96
	<b>4,322.04</b>	<b>3,971.12</b>

## 36. Other Income

Particulars	₹ in Crore	
	Year ended 31 March 2025	Year ended 31 March 2024
Dividend from subsidiary companies	22.28	29.13
Income from financial assets carried at FVTPL		
Gain on sale/redemption of Current Investments	14.99	11.12
Gain on financial instrument at FVTPL	-	22.82
Income on financial assets carried at amortised cost		
Interest on deposits with banks	0.35	0.15
Interest from others	46.79	27.55
Net gain on sale/discard of property, plant and equipment	-	3.49
Exchange difference (Net)	32.96	20.34
Miscellaneous income	2.50	1.88
	<b>119.87</b>	<b>116.48</b>

## 37. Cost of Materials Consumed

Particulars	₹ in Crore	
	Year ended 31 March 2025	Year ended 31 March 2024
Raw material consumed	668.03	752.99
Packing material consumed	178.57	186.44
	<b>846.60</b>	<b>939.43</b>

## 38. Purchases of Stock-In-Trade

Particulars	₹ in Crore	
	Year ended 31 March 2025	Year ended 31 March 2024
Purchase of stock-in-trade	184.00	162.16
	<b>184.00</b>	<b>162.16</b>

## 39. Changes in Inventories of Finished Goods, Work-In-Progress and Stock-In-Trade

Particulars	₹ in Crore	
	Year ended 31 March 2025	Year ended 31 March 2024
<b>Inventories at the beginning of the year:</b>		
Finished goods	291.31	278.59
Work-in-progress	54.35	52.46
Stock-in-trade	44.17	36.61
	<b>389.83</b>	<b>367.66</b>
(A)		

# Notes to the Standalone Financial Statements

for the year ended 31 March 2025

Particulars	₹ in Crore	
	Year ended 31 March 2025	Year ended 31 March 2024
<b>Inventories at the end of the year:</b>		
Finished goods	312.98	291.31
Work-in-progress	45.55	54.35
Stock-in-trade	49.88	44.17
<b>(B)</b>	<b>408.41</b>	<b>389.83</b>
<b>Changes in inventories:</b>		
Finished goods	(21.67)	(12.72)
Work-in-progress	8.80	(1.89)
Stock-in-trade	(5.71)	(7.56)
<b>(A) - (B)</b>	<b>(18.58)</b>	<b>(22.17)</b>

## 40. Employee Benefits Expense

Particulars	₹ in Crore	
	Year ended 31 March 2025	Year ended 31 March 2024
Salaries, wages and bonus	903.66	766.55
Contribution to provident and other funds	39.90	33.45
Gratuity expenses (Refer note 46)	53.27	20.35
Share-based payment expenses (Refer note 47)	4.00	4.87
Staff welfare expenses	10.07	8.94
	<b>1,010.90</b>	<b>834.16</b>

## 41. Finance Cost

Particulars	₹ in Crore	
	Year ended 31 March 2025	Year ended 31 March 2024
Interest expenses	4.60	6.80
	<b>4.60</b>	<b>6.80</b>

## 42. Depreciation and Amortisation Expense (Refer Note 8)

Particulars	₹ in Crore	
	Year ended 31 March 2025	Year ended 31 March 2024
Depreciation on property, plant and equipment	123.23	117.50
Amortisation on intangible assets	7.14	3.88
Depreciation on right-of-use assets	9.56	10.78
	<b>139.93</b>	<b>132.16</b>

## 43. Other Expenses

Particulars	₹ in Crore	
	Year ended 31 March 2025	Year ended 31 March 2024
Selling expenses	263.25	212.35
Clearing and forwarding	108.45	96.22
Medical literature expenses	13.44	11.79
Field Travelling Expenses	51.11	42.96
Consultancy charges	75.76	58.77
Travelling expenses	99.91	94.48
Processing charges	15.30	13.63
Power and fuel	70.22	66.44
Advertisement and publicity	5.76	4.49

# Notes to the Standalone Financial Statements

for the year ended 31 March 2025

Particulars	₹ in Crore	
	Year ended 31 March 2025	Year ended 31 March 2024
Consumption of stores and spare parts	56.39	48.75
Rent (Refer note 51)	6.61	4.45
Rates and taxes	1.77	1.43
Legal and professional fees	45.68	38.58
Postage, telephone and stationery expenses	7.41	8.01
<b>Repairs and maintenance</b>		
- Buildings	5.25	4.07
- Plant and machinery	52.32	38.42
- Computers and others	14.43	11.94
Insurance	15.79	13.00
Donation (Refer note 61)	0.33	5.57
Bad debts written off, allowance for doubtful trade receivables (net)	0.03	-
Directors sitting fees	0.36	0.37
Clinical and analytical charges	41.30	37.59
Net loss on sale/discard of property, plant and equipment	0.60	-
Product registration expenses	55.25	51.30
Corporate social responsibility expenses (Refer note 54)	20.43	17.32
Commission to directors	0.16	0.12
Loss on Investment At FVTPL	3.65	9.11
Loss on financial instrument at FVTPL	8.82	-
Miscellaneous expenses	54.62	46.95
	<b>1,094.40</b>	<b>938.11</b>

## 44. Capital Management:

Company's policy is to maintain a strong capital base to maintain investor, creditor and market confidence and to sustain future development of the business. Management monitors the return (EBIT) on capital, as well as the level of dividends to equity shareholders. The Company's objective for capital management is to maximise shareholder value, safeguard business continuity and support the growth of the Company. The Company determines the capital requirement based on annual operating plans, long-term and other strategic investment plans.

## 45. Basic and Diluted Earnings per Share is Calculated as under:

The numerator and denominator used to calculate basic and diluted earnings per share:

Particulars		Year ended 31 March 2025	Year ended 31 March 2024
Profit attributable to equity shareholders for Basic EPS (₹ in Crore)	(A)	916.89	807.24
Add: Dilutive effect on profit (₹ in Crore)	(B)	-	-
Numerator for calculating dilutive earnings per share (₹ in Crore)	(C=A+B)	916.89	807.24
Weighted average number of equity shares outstanding for Basic EPS	(D)	12,51,26,706	12,59,15,562
Add: Dilutive effect of ESOP outstanding number of equity shares *	(E)	49,508	90,479
Weighted average number of equity shares for Diluted EPS	(F=D+E)	12,51,76,214	12,60,06,041
Face value per equity share (₹)		2	2
Basic earnings per share (₹)	(A/D)	73.28	64.11
Diluted earnings per share (₹)	(C/F)	73.25	64.06

\* On account of Share-based Incentive Plan 2019 -(Refer note 47).

# Notes to the Standalone Financial Statements

for the year ended 31 March 2025

## 46. Employee Benefits

As required by Ind AS 19 'Employee Benefits' the disclosures are as under:

### 46.1 Defined contribution plans

The Company offers its employee's defined contribution plans in the form of provident fund (PF) and Employees' pension scheme (EPS) with the government, and certain state plans such as Employees' State Insurance (ESI). PF and EPS cover substantially all regular employees and the ESI covers certain employees. Contributions are made to the Government's administered funds. While both the employees and the Company pay predetermined contributions into the Provident Fund and the ESI Scheme, contributions into the Pension fund is made only by the Company. The contributions are normally based on a certain proportion of the employee's salary. The Company does not have any liability beyond depositing these amounts in to the government administered fund. During the year, the Company has made the following contributions:

Particulars	₹ in Crore	
	Year ended 31 March 2025	Year ended 31 March 2024
Provident fund and employee's pension scheme	39.70	32.93
Employees state insurance and others	0.20	0.52
<b>Total</b>	<b>39.90</b>	<b>33.45</b>

### 46.2 Defined benefit plans

#### Gratuity:

The Company makes annual contributions to Employees' Group Gratuity-cum Life Assurance (Cash Accumulation) Scheme of LIC, a funded defined benefit plan for qualifying employees. The Companies scheme provides for payment to vested employees as under:

#### On normal retirement/early retirement/withdrawal/resignation:

As per the provisions of Payments of Gratuity Act, 1972 with vesting period of 5 years of service. A benefit ceiling has changed from of ₹ 0.20 Crore to no limit for Directors in current year.

#### On the death in service:

As per the provisions of Payment of Gratuity Act, 1972 without any vesting period.

The most recent actuarial valuation of plan assets and the present value of the defined benefit obligation for gratuity were carried out as at 31 March 2025. The present value of the defined benefit obligations and the related current service cost and past service cost, were measured using the Projected Unit Credit Method.

Based on the actuarial valuation obtained in this respect, the following table sets out the status of the gratuity plan and the amounts recognised in the Company's financial statements as at the Balance Sheet date:

Particulars	₹ in Crore	
	As at 31 March 2025	As at 31 March 2024
<b>i) Changes in Defined Benefit Obligation</b>		
Opening defined benefit obligation	81.33	58.78
Current service cost	12.23	9.59
Interest cost	7.83	3.93
Actuarial loss/(gain)		
- changes in financial assumptions	4.33	0.67
- changes in demographic assumptions	-	-
- experience adjustments	6.47	2.68
Past service cost	37.00	10.27
Benefit (paid)	(5.71)	(4.59)
<b>Closing defined benefit obligation</b>	<b>143.47</b>	<b>81.33</b>

# Notes to the Standalone Financial Statements

for the year ended 31 March 2025

Particulars	₹ in Crore	
	As at 31 March 2025	As at 31 March 2024
<b>ii) Changes in Value of Plan Assets</b>		
Opening value of plan assets	57.10	47.75
Interest Income	3.80	3.43
Return on plan assets excluding amounts included in Interest Income	1.83	(0.53)
Contributions by employer	24.23	11.04
Benefits (paid)	(5.71)	(4.59)
<b>Closing value of plan assets</b>	<b>81.25</b>	<b>57.10</b>
<b>iii) Amount recognised in the Balance Sheet</b>		
Present value of funded obligations as at year end	143.47	81.33
Fair value of the plan assets as at year end	(81.25)	(57.10)
<b>Net liability recognised as at the year end</b>	<b>62.22</b>	<b>24.23</b>
<b>iv) Expenses recognised in the Statement of Profit and Loss</b>		
Current service cost	12.23	9.59
Past service cost	37.00	10.27
Net Interest cost	4.04	0.49
<b>Net expenses recognised in the Statement of Profit and Loss</b>	<b>53.27</b>	<b>20.35</b>
<b>v) Expenses recognised in the Statement of Other Comprehensive Income</b>		
<b>Net actuarial loss/(gain) recognised in the current year</b>		
- changes in financial assumptions	4.33	0.67
- change in demographic assumption	-	-
- experience adjustments	6.46	2.68
Return on plan assets excluding amounts included in Interest Income	(1.83)	0.53
<b>Net Expenses/(Income) recognised in the Statement of Other Comprehensive Income</b>	<b>8.96</b>	<b>3.88</b>
<b>vi) Asset information</b>		
Insurer Managed Funds (100%)		
(Fund is Managed by LIC as per IRDA guidelines, category-wise composition of the plan assets is not available)	100%	100%
<b>vii) Principal actuarial assumptions used</b>		
Discount rate (p.a.)	6.60%	7.20%
Mortality Rate	Indian Assured Lives Mortality (2012-14)	Indian Assured Lives Mortality (2012-14)
Salary growth rate (p.a.)	9.00% for next 1 year and 7.00% thereafter	9.00% for next 1 year and 7.00% thereafter
Weighted average duration of defined benefit obligation (Years)	5.57	5.83
Withdrawal Rate (%)		
<b>(Age Band)</b>		
25 and below	40%	40%
26 to 35	24%	24%
36 to 45	12%	12%
46 to 55	8%	8%
56 and above	8%	8%
<b>viii) Estimate of amount of contribution in immediate next year</b>	<b>15.37</b>	<b>10.73</b>

# Notes to the Standalone Financial Statements

for the year ended 31 March 2025

## Sensitivity Analysis

Reasonably possible changes at the reporting date to one of the relevant actuarial assumptions, holding other assumptions constant, would have affected the defined benefit obligation as shown below:

	As at 31 March 2025		As at 31 March 2025	
	Increase	Decrease	Increase	Decrease
Discount rate (0.5% movement)	139.86	147.27	79.15	83.64
Salary growth rate (0.5% movement)	147.38	139.73	83.70	79.06
Withdrawal rate (W.R.) Sensitivity (10% movement)	142.94	144.04	81.09	81.55

Although the analysis does not take into account full distribution of cash flows expected under the plan, it does provide an approximation of sensitivity of assumptions. The estimate of future increase in compensation levels, considered in the actuarial valuation, have been taken on account of inflation, seniority, promotion and other relevant factors such as supply and demand in the employment market.

## 46.3 Leave Encashment

The Company's employees are entitled for compensated absences which are allowed to be accumulated and encashed as per the Company's policies. The liability of compensated absences, which is non-funded, has been provided based on report of independent actuary using "Projected Unit Credit Method".

Accordingly, ₹ 41.39 Crore (Previous Year ₹ 33.07 Crore) being liability as at the year-end for compensated absences as per actuarial valuation has been provided in the accounts.

## 47. Share-Based Payments

Company has established "Employee Stock Options Scheme 2011" ('ESOP-2011') and "Share-based Incentive Plan 2019" as approved in earlier year by the shareholders of the Company and Compensation committee of Board of Directors for key Employees of the Group. The options issued under the above scheme vest in a phased manner.

During the previous year, the Company made the decision to withdraw the Employee Stock Options Scheme 2011 in the Nomination & Remuneration Committee meeting held on 31 January 2024, with immediate effect.

During the year, 15,700 option cancelled by the Company under the Share-based Incentive Plan 2019 to the employees of the Group (includes 13000 option granted to employee of a subsidiary).

Grant Date	No. of option Granted	No. of Option Cancelled	Exercise Price	Vesting Period
27 July 2023	-	15,700	-	-

The options are granted at an exercise price which is in accordance with the relevant SEBI guidelines in force, at the time of such grants. Each option entitles the holder to exercise the right to apply for and seek allotment of one equity share of ₹ 2/- each.

The particulars of the options under Share-based Incentive Plan 2019 are as below:

Particulars	As at 31 March 2025 Nos.	As at 31 March 2024 Nos.
Option outstanding as at the beginning of the year	90,600	4,000
Add: Option granted during the year	-	91,350
Less: Option exercised during the year	25,325	1,000
Less: Option lapsed/cancelled during the year	15,700	3,750
Option outstanding as at the year end	49,575	90,600

# Notes to the Standalone Financial Statements

for the year ended 31 March 2025

Particulars	As at 31 March 2025 Nos.	Range of Exercise Prices (₹)	Weighted Average Exercise Prices (₹)	Weighted Average share price at the date of exercise (₹)	Weighted Average Contractual life (Years)
Options outstanding as at the beginning of the year	90,600	2.00	2.00	-	1.37
Add: Options granted during the year	-	-	-	-	-
Less: Options exercised during the year	25,325	2.00	2.00	2,518.84	-
Less: Options lapsed/cancelled during the year	15,700	-	-	-	-
Options outstanding as at the year end	49,575	2.00	2.00	-	0.81

Particulars	As at 31 March 2024 Nos.	Range of Exercise Prices (₹)	Weighted Average Exercise Prices (₹)	Weighted Average share price at the date of exercise (₹)	Weighted Average Contractual life (Years)
Options outstanding as at the beginning of the year	4,000	2.00	2.00	-	1.60
Add: Options granted during the year	91,350	2.00	2.00	-	1.36
Less: Options exercised during the year	1,000	2.00	2.00	1,312.60	-
Less: Options lapsed/cancelled during the year	3,750	-	-	-	-
Options outstanding as at the year end	90,600	2.00	2.00	-	1.37

## Effect of share-based plan in profit & loss and balance sheet

For details of the related employee benefits expense and investment in subsidiary, refer note 40 and 9 respectively.

Description of the method and significant assumptions used during the year to estimate the fair values of the options, including the following weighted average information:

Variables	Weighted Average Information			
Plan	Share-Based Incentive Plan 2019			
Particulars	3,000 option	2,000 option	9,850 option	64,050 option
Grant date	30-Apr-21	10-May-22	05-May-23	27-Jul-23
Last date for acceptance	30-May-21	09-Jun-22	03-Jun-23	25-Aug-23
Risk free rate (%)	4.53	7.06	7.05	7.13
Expected Life (years)	1 to 3	3 to 4	1 to 3	1 to 4
Volatility (%)	14.57	13.12	13.12	13.12
Dividend yield (%)	0.76	0.68	0.86	0.86
Price of the underlying share in the market at the time of option grant	₹ 1,842	₹ 1,105	₹ 1,298	₹ 1,553
Fair value of options	₹ 1,792	₹ 1,078	₹ 1,273	₹ 1,523
Exercise price	₹ 2	₹ 2	₹ 2	₹ 2

# Notes to the Standalone Financial Statements

for the year ended 31 March 2025

The particulars of the options Share-based Incentive Plan 2019 granted to Employees of Subsidiary are as below:

Variables	Weighted Average Information
Plan	Share-based Incentive Plan 2019
Particulars	13,000 option*
Grant date	27-Jul-23
Last date for acceptance	25-Aug-23
Risk free rate (%)	7.13
Expected Life (years)	1 to 4
Volatility (%)	13.12
Dividend yield (%)	0.86
Price of the underlying share in the market at the time of option grant	₹ 1,553
Fair value of options	₹ 1,523
Exercise price	₹ 2

\* Above 13,000 option cancelled by the Company under the Share-based Incentive Plan 2019 during the year.

### Valuation of stock options

The fair value of stock options granted during the period has been measured using the Black–Scholes option pricing model at the date of the grant. The Black–Scholes option pricing model includes assumptions regarding dividend yields, expected volatility, expected terms and risk free interest rates. They key inputs and assumptions used are as follows:

**Share price:** The closing price on NSE as on the date of grant has been considered for valuing the options granted.

**Exercise Price:** Exercise Price is the market price or face value or such other price as determined by the Remuneration and Compensation Committee.

**Expected Volatility:** The historical volatility of the stock till the date of grant has been considered to calculate the fair value of the options.

**Expected Option Life:** Expected Life of option is the period for which the Company expects the options to be live. The minimum life of a stock option is the minimum period before which the options cannot be exercised and the maximum life is the period after which the options cannot be exercised.

**Expected dividends:** Expected dividend yield has been calculated as an average of dividend yields for four years preceding the date of the grant.

**Risk free interest rate:** The risk-free interest rate on the date of grant considered for the calculation is the interest rate applicable for a maturity equal to the expected life of the options based on the zero-coupon yield curve for Government Securities.

These assumptions reflect management's best estimates, but these assumptions involve inherent market uncertainties based on market conditions generally outside of the Company's control. As a result, if other assumptions had been used in the current period, stock-based compensation expense could have been materially impacted. Further, if management uses different assumptions in future periods, stock-based compensation expense could be materially impacted in future years. The Company has granted stock options to employees of a subsidiary, the estimated fair value of stock options issued are included in the carrying value of the investment in the said subsidiary on a straight-line basis over the requisite service period of each separately vesting portion of the award.

# Notes to the Standalone Financial Statements

for the year ended 31 March 2025

## 48. Financial Instrument- Fair Values and Risk Management

### A. Fair value measurements

	As at 31 March 2025		As at 31 March 2024	
	FVTPL	Amortised cost	FVTPL	Amortised cost
<b>Financial instruments by category</b>				
<b>Financial assets</b>				
Forward exchange contracts used for hedging	-	-	12.48	-
Investment in subsidiaries	-	17.89	-	18.51
Investment in Limited liability partnership	25.24	-	18.58	-
Investments in Mutual funds/AIF II /NCDs	138.81	299.90	47.36	282.69
Investment in unquoted equity shares (current year ₹ 37,050, previous year ₹ 37,050)	-	0.00	-	0.00
Trade receivables	-	1225.81	-	1207.67
Other non-current financial assets	-	8.14	-	8.92
Cash and cash equivalents	-	48.60	-	61.78
Bank balances other than cash and cash equivalents	-	1.12	-	1.28
Current loans	-	2.54	-	15.40
Insurance Receivable	-	0.03	-	-
Interest receivable	-	2.29	-	6.54
<b>Total financial assets</b>	<b>164.05</b>	<b>1606.32</b>	<b>78.42</b>	<b>1602.79</b>
<b>Financial liabilities</b>				
Forward exchange contracts used for hedging	2.00	-	-	-
Other non-current financial liabilities	-	1.05	-	1.37
Non-current lease liabilities	-	24.39	-	22.42
Capital creditors	-	55.59	-	43.18
Unpaid dividend	-	1.10	-	0.72
Employee benefits payable	-	48.83	-	29.29
Unpaid sale proceeds of fractional shares (current year ₹ 15,878 and previous year ₹ 15,291)	-	0.00	-	0.00
Current lease liabilities	-	6.78	-	8.10
Provision for anticipated sales return	-	47.80	-	47.80
Book overdrafts	-	3.50	-	1.56
Other payables	-	-	-	0.01
Trade payables	-	366.27	-	383.74
<b>Total financial liabilities</b>	<b>2.00</b>	<b>555.31</b>	<b>-</b>	<b>538.19</b>

Fair value measurement of lease liabilities is not required.

### Fair value hierarchy

This section explains the judgements and estimates made in determining the fair values of the financial instruments that are (a) recognised and measured at fair value and (b) measured at amortised cost and for which fair values are disclosed in the financial statements. To provide an indication about the reliability of the inputs used in determining fair value, the Company has classified its financial instruments into the three levels prescribed under the accounting standard. An explanation of each level follows underneath the table.

# Notes to the Standalone Financial Statements

for the year ended 31 March 2025

₹ in Crore

Financial assets and liabilities measured at fair value	As at 31 March 2025			As at 31 March 2024		
	Level			Level		
	I	II	III	I	II	III
<b>Financial assets</b>						
<b>Recurring fair value measurements</b>						
Forward exchange contracts used for hedging	-	-	-	-	12.48	-
Investment in Mutual Funds	128.69	-	-	10.24	-	-
Investment in NC MLDs	-	-	-	-	37.12	-
Investment in Limited liability partnership	-	-	25.24	-	-	18.58
Alternative Investment CAT-II	-	10.12	-	-	-	-
<b>Total Financial Assets</b>	<b>128.69</b>	<b>10.12</b>	<b>25.24</b>	<b>10.24</b>	<b>49.60</b>	<b>18.58</b>
<b>Financial Liabilities</b>						
Forward exchange contracts used for hedging	-	2.00	-	-	-	-
<b>Total Financial liabilities</b>	<b>-</b>	<b>2.00</b>	<b>-</b>	<b>-</b>	<b>-</b>	<b>-</b>

Level 1: Level 1 hierarchy includes financial instruments measured using quoted prices. This includes mutual funds that have declared buyback NAV. The mutual funds are valued using the closing NAV.

Level 2: The fair value of financial instruments that are not traded in an active market (like mutual funds, Mark to market derivatives and Non-convertible market link debenture) is determined using valuation techniques which maximise the use of observable market data and rely as little as possible on entity-specific estimates. If all significant inputs required to fair value as instrument are observable, the instrument is included in level 2.

Level 3: If one or more of the significant inputs is not based on observable market data, the instrument is included in level 3.

### Measurement of fair values

Valuation techniques and significant unobservable inputs:

The following tables show the valuation techniques used in measuring Level 2 & Level 3 fair values, for financial instruments measured at fair value in the statement of financial position, as well as the significant unobservable inputs used:

Type	Valuation Technique	Significant unobservable Inputs	Inter-relationship between significant unobservable inputs and fair value measurement
Derivative instruments	Forward pricing: The fair value is determined using quoted forward exchange rates at the reporting date.	Not applicable	Not applicable
Non-Current Financial assets (Investment)	Discounted Cash flow: The valuation model considers the present value of expected receipts/ payment discounted using appropriate discounting rates.	Not applicable	Not applicable

### B. Financial risk management

Company has exposure to following risks arising from financial instruments:

- i. credit risk
- ii. liquidity risk
- iii. market risk
- iv. currency risk

# Notes to the Standalone Financial Statements

for the year ended 31 March 2025

### Risk management framework

Company's board of directors has overall responsibility for the establishment and oversight of the Company's risk management framework. Management is responsible for developing and monitoring the Company's risk management policies, under the guidance of Audit Committee.

Company's risk management policies are established to identify and analyse the risks faced by it, to set appropriate risk limits and controls and to monitor risks and adherence to limits. Risk management policies and systems are reviewed regularly to reflect changes in market conditions and the Company's activities. Company, through its training and procedures aims to maintain a disciplined and constructive control environment in which all employees understand their roles and obligations.

Company's Audit committee oversees how management monitors compliance with the Company's risk management policies and procedures, and reviews the adequacy of the risk management framework in relation to the risks faced by the Company. The Audit committee is assisted in its oversight role by internal audit. Internal audit undertakes both regular and ad hoc reviews of risk management controls and procedures, the results of which are reported to the Audit committee.

#### i. Credit risk

Credit risk is the risk that a counter party will not meet its obligations under a financial instrument or customer contract, leading to a financial loss. The Company is exposed to credit risk from its operating activities (primarily trade receivables) and from its financing activities, including deposits with banks and mutual funds, foreign exchange transactions and other financial instruments.

#### Impairment:

The following table provides information about the exposure to credit risk and expected credit loss for trade receivables:

₹ in Crore

Particulars	As at 31 March 2025		
	Carrying amount	Weighted average loss rate	Loss allowance
Group Debtors	786.58	0.14%	1.12
Past due up to 180 days	427.95	0.13%	0.55
Past due 181-365 days	14.60	20.07%	2.93
Past dues 366 - 730 days	1.47	12.93%	0.19
Past dues 731 - 1096 days	0.21	100.00%	0.21
More than 1096 days	0.89	100.00%	0.89
<b>Total</b>	<b>1231.70</b>		<b>5.89</b>

₹ in Crore

Particulars	As at 31 March 2024		
	Carrying amount	Weighted average loss rate	Loss allowance
Group Debtors	787.92	0.14%	1.07
Past due upto 180 days	408.18	0.15%	0.62
Past due 181-365 days	13.83	8.24%	1.14
Past dues 366 - 730 days	0.68	16.18%	0.11
Past dues 731 - 1096 days	4.98	100.00%	4.98
More than 1096 days	0.91	100.00%	0.91
<b>Total</b>	<b>1,216.50</b>		<b>8.83</b>

# Notes to the Standalone Financial Statements

for the year ended 31 March 2025

## a) Trade receivables

Customer credit risk is managed by each business unit subject to the Company’s established policy, procedures and control relating to customer credit risk management. Trade receivables, which are non-interest bearing, are mainly from stockists, distributors and customers and are generally on 14 days to 270 days credit term excluding wholly-owned subsidiaries. Outstanding customer receivables are regularly monitored. The Company has no concentration of credit risk as the customer base is widely distributed both economically and geographically.

As at 31 March 2025, Company had 34 customers (31 March 2024, 32 customers), excluding wholly-owned subsidiaries that owed the Company more than ₹ 0.50 Crore each and accounted for approximately 27% and 27% respectively of the total outstanding as at 31 March 2025 and 31 March 2024.

### Expected credit loss assessment

As per simplified approach, the Company makes provision of expected credit losses on trade receivable using a provision matrix to mitigate the risk of default payment and make appropriate provision at each reporting date wherever required. The trend of the bad debts is negligible.

Particulars	₹ in Crore	
	As at 31 March 2025	As at 31 March 2024
Gross Carrying amount	1,231.71	1,216.50
Average Expected loss rate	0.48%	0.73%
Carrying amount of trade receivables (net of impairment)	1,225.81	1,207.67

The movement in the allowance for impairment in respect of trade receivables during the year was as follows:

Particulars	₹ in Crore	
	As at 31 March 2025	As at 31 March 2024
Balance as at the beginning of the year	8.83	11.04
Impairment loss/(gain) recognised (net)	-	-
Amounts written off	(2.94)	(2.21)
Balance as at the year end	5.89	8.83

### Ageing schedule for trade receivables as at 31 March 2025

Particulars	Not Due	Outstanding for following period from due date of payment					Total
		Less than 6 months	6 months -1 year	1-2 year	2-3 years	More than 3 years	
(i) Undisputed Trade receivables – considered good	814.74	398.09	11.72	1.26	-	-	1225.81
(ii) Undisputed Trade Receivables – which have significant increase in credit risk	-	-	-	-	-	-	-
(iii) Undisputed Trade Receivables – credit impaired	-	1.70	2.88	0.21	0.21	0.46	5.46
(iv) Disputed Trade Receivables – considered good	-	-	-	-	-	-	-
(v) Disputed Trade Receivables – which have significant increase in credit risk	-	-	-	-	-	0.43	0.43
(vi) Disputed Trade Receivables – credit impaired	-	-	-	-	-	-	-
<b>Total</b>	<b>814.74</b>	<b>399.79</b>	<b>14.60</b>	<b>1.47</b>	<b>0.21</b>	<b>0.89</b>	<b>1231.70</b>
Less – Loss Allowance							(5.89)
<b>Total Trade Receivables</b>							<b>1225.81</b>

# Notes to the Standalone Financial Statements

for the year ended 31 March 2025

## Ageing schedule for trade receivables as at 31 March 2024

Particulars	Not Due	Outstanding for following period from due date of payment					Total
		Less than 6 months	6 months -1 year	1-2 year	2-3 years	More than 3 years	
(i) Undisputed Trade receivables – considered good	815.71	378.68	12.7	0.58	-	-	1207.67
(ii) Undisputed Trade Receivables – which have significant increase in credit risk	-	-	-	-	-	-	-
(iii) Undisputed Trade Receivables – credit impaired	-	1.71	1.13	0.10	2.28	0.91	6.13
(iv) Disputed Trade Receivables – considered good	-	-	-	-	-	-	-
(v) Disputed Trade Receivables – which have significant increase in credit risk	-	-	-	-	2.70	-	2.70
(vi) Disputed Trade Receivables – credit impaired	-	-	-	-	-	-	-
<b>Total</b>	<b>815.71</b>	<b>380.39</b>	<b>13.83</b>	<b>0.68</b>	<b>4.98</b>	<b>0.91</b>	<b>1216.50</b>
Less – Loss Allowance							(8.83)
<b>Total Trade Receivables</b>							<b>1207.67</b>

There are no unbilled receivables, hence the same is not disclosed in the ageing schedule.

There are no other trade receivables which have significant increase in credit risk.

The loss allowance on trade receivable has been computed on the basis of Ind AS 109, Financial Instruments which require such allowance to be made even for trade receivable considered good on the basis that credit risk exists even though it may be very low.

## (b) Financial instruments

Company limits its exposure to credit risk by investing in liquid securities issued by mutual funds having a credit ranking of at least 3 and above from CRISIL or equivalent rating agency. Company monitors changes in credit risk by tracking published external credit ranking. Based on its on-going assessment of counterparty risk, the Company adjusts its exposure to various counterparties.

### ii. Liquidity risk

Liquidity risk is the risk that the Company may not be able to meet its present and future cash and collateral obligations without incurring unacceptable losses. The Company’s objective is to, at all times maintain optimum levels of liquidity to meet its cash and collateral requirements. The Company closely monitors its liquidity position and deploys a robust cash management system. It maintains adequate sources of financing including bilateral loans, debt, and overdraft from banks at an optimised cost. Working capital requirements are adequately addressed by internally generated funds. Trade receivables are kept within manageable levels.

Company aims to maintain the level of its cash and cash equivalents and other highly marketable debt investments at an amount in excess of expected cash outflows on financial liabilities over the next six months. The ratio of cash and cash equivalents and other highly marketable debt investments to outflows is 0.69 at 31 March 2025 (0.62 at 31 March 2024).

## Notes to the Standalone Financial Statements

for the year ended 31 March 2025

### Exposure to liquidity risk

The following are the remaining contractual maturities of financial liabilities at the reporting date. The amounts are gross and undiscounted and include estimated interest payments and exclude the impact of netting agreements.

#### As at 31 March 2025

Particulars	Carrying Amount	Contractual Cash Flows				
		Total	0-12 months	1-2 years	2-5 years	More than 5 years
Trade Payables	366.27	366.27	366.25	0.02	-	-
Other Financial Liabilities	159.87	159.87	158.82	0.38	0.67	-
Lease Liabilities	31.17	31.17	6.78	3.42	7.27	13.70
<b>Total</b>	<b>557.31</b>	<b>557.31</b>	<b>531.85</b>	<b>3.82</b>	<b>7.94</b>	<b>13.70</b>

#### As at 31 March 2024

Particulars	Carrying Amount	Contractual Cash Flows				
		Total	0-12 months	1-2 years	2-5 years	More than 5 years
Trade payables	383.74	383.74	383.58	0.16	-	-
Other financial liabilities	123.93	123.93	122.56	0.65	0.72	-
Lease liabilities	30.52	30.52	8.10	4.99	3.29	14.14
<b>Total</b>	<b>538.19</b>	<b>538.19</b>	<b>514.24</b>	<b>5.80</b>	<b>4.01</b>	<b>14.14</b>

The following is ageing schedule for Trade payables as at 31 March 2025:

Particulars	Contractual Cash Flows						Total
	Unbilled	Not due	Less than 1 year	1-2 years	2-3 years	More than 3 years	
(i) MSME	-	21.55	-	-	-	-	21.55
(ii) Others	0.64	295.58	48.48	0.02	-	-	344.72
(iii) Disputed dues – MSME	-	-	-	-	-	-	-
(iv) Disputed dues – Others	-	-	-	-	-	-	-
<b>Total</b>	<b>0.64</b>	<b>317.13</b>	<b>48.48</b>	<b>0.02</b>	<b>-</b>	<b>-</b>	<b>366.27</b>

The following is ageing schedule for Trade payables as at 31 March 2024:

Particulars	Contractual Cash Flows						Total
	Unbilled	Not due	Less than 1 year	1-2 years	2-3 years	More than 3 years	
(i) MSME	-	20.64	-	-	-	-	20.64
(ii) Others	1.19	331.58	30.17	0.16	-	-	363.10
(iii) Disputed dues – MSME	-	-	-	-	-	-	-
(iv) Disputed dues – Others	-	-	-	-	-	-	-
<b>Total</b>	<b>1.19</b>	<b>352.22</b>	<b>30.17</b>	<b>0.16</b>	<b>-</b>	<b>-</b>	<b>383.74</b>

Refer note 57 for disclosures relating to Micro and Small Enterprises.

## Notes to the Standalone Financial Statements

for the year ended 31 March 2025

### iii. Market risk

Market risk is the risk that changes in market prices – such as foreign exchange rates, interest rates and equity prices – will affect the Company’s income or the value of its holdings of financial instruments. The objective of market risk management is to manage and control market risk exposures within acceptable parameters, while optimising the return. Financial instruments affected by market risk include loans and borrowings, deposits, investments, and derivative financial instruments.

The Company’s activities expose it to a variety of financial risks, including the effects of changes in foreign currency exchange rates and interest rates. The Company uses derivative financial instruments such as foreign exchange contracts to manage its exposures to foreign exchange fluctuations. All such transactions are carried out within the guidelines set by the risk management committee.

#### Sensitivity Analysis on Interest rate

The Company’s fixed rate bank deposits and securities are carried at amortised cost. They are therefore not subject to interest rate risk as defined in Ind AS 107, since neither the carrying amount nor the future cash flow will fluctuate because of a change in market interest rates.

#### Sensitivity Analysis on Equity prices

The Company has invested its surplus funds primarily in debt based mutual funds. The value of investment in these mutual fund schemes is reflected though Net Asset Value (NAV) declared by the Asset Management Company on daily basis. The Company has not performed a sensitivity analysis on these mutual funds based on estimated fluctuations in their NAV as in management’s opinion, such analysis would not display a correct picture.

### iv. Currency risk

Company is exposed to currency risk to the extent that there is a mismatch between the currencies in which sales, purchases and borrowings are denominated and the functional currency of Company. The currencies in which these transactions are primarily denominated are US dollars, Australian dollars, Great Britain Pound and Euro.

At any point in time, Company covers foreign currency risk by taking appropriate percentage of its foreign currency exposure, as approved by risk management committee in line with the laid down policy approved by the Board. Company uses forward exchange contracts to mitigate its currency risk, most with a maturity of less than one year from the reporting date. In respect of other monetary assets and liabilities denominated in foreign currencies, the Company’s policy is to ensure that its net exposure is kept to an acceptable level by buying or selling foreign currencies at spot rates when necessary to address short-term imbalances.

The following table analyses foreign currency risk as at 31 March 2025:

Particulars	Contractual Cash Flows			
	USD	EUR	RUB	Total
Bank balances	11.52	7.21	-	18.73
Trade and other receivables	1,096.23	7.76	-	1,103.99
Trade and other payables	26.55	3.06	0.02	29.63
<b>Net assets/(liabilities)</b>	<b>1,134.30</b>	<b>17.93</b>	<b>0.02</b>	<b>1,152.35</b>

The following table analyses foreign currency risk as at 31 March 2024:

Particulars	Contractual Cash Flows			
	USD	EUR	RUB	Total
Bank balances	34.61	4.32	-	38.93
Trade and other receivables	1,099.61	4.74	-	1,104.35
Trade and other payables	21.64	1.81	-	23.45
<b>Net assets/(liabilities)</b>	<b>1,112.58</b>	<b>7.25</b>	<b>-</b>	<b>1,119.83</b>

## Notes to the Standalone Financial Statements

for the year ended 31 March 2025

For the year ended 31 March 2025 every percentage point depreciation/appreciation in the exchange rate for the closing balances between the Indian Rupee and respective currencies would affect the Company's incremental profit before tax as per below:

Particulars	₹ in Crore	
	Change in currency exchange rate	Effect on profit before tax
USD	+1%/(-1%)	10.81/(10.81)
EUR	+1%/(-1%)	0.12/(0.12)
RUB*	+1%/(-1%)	0.00/(0.00)

\*₹ 2,279/-

For the year ended 31 March 2024 every percentage point depreciation/appreciation in the exchange rate between the Indian Rupee and respective currencies has affected the Company's incremental profit before tax as per below:

Particulars	₹ in Crore	
	Change in currency exchange rate	Effect on profit before tax
USD	+1%/(-1%)	11.13/(11.13)
EUR	+1%/(-1%)	0.07/(0.07)
RUB	+1%/(-1%)	-/(-)

### 49. Note on Foreign Currency Exposures on Assets and Liabilities:

#### A. Disclosure on foreign currency exposure on forward contracts

During the year, the Company has entered into forward exchange contract, being derivative instruments to mitigate foreign currency risk, to establish the amount of currency in Indian Rupees required or available at the settlement date of certain payables and receivables.

The following are the outstanding foreign currency forward contracts entered into by the Company:

Particulars	As at 31 March 2025 Foreign Currency Amount in Crore	As at 31 March 2024 Foreign Currency Amount in Crore	Buy or Sell	Cross Currency
EUR	5.00	5.00	SELL	INR
USD	14.35	13.20	SELL	INR

#### B. Disclosure on foreign currency exposure on assets and liabilities

The year-end foreign currency exposures that have not been mitigated by a derivative instrument or otherwise are as below:

Particulars	₹ in Crore	₹ in Crore	Foreign Currency Amt in Crore	Foreign Currency Amt in Crore	Foreign Currency
	As at 31 March 2025	As at 31 March 2024	As at 31 March 2025	As at 31 March 2024	
Amount Receivable	-	35.28	-	0.42	USD
	-	0.04	-	#0.00	GBP
Amount Payable	91.29	57.35	1.05	0.69	USD
	0.02	-	0.03	-	RUB

(#GBP 4,084)

### 50. Disaggregation of Revenue

The operations of the Company are limited to only one segment viz. pharmaceuticals and related products. Revenue from contract with customers is from sale of manufactured goods and traded goods. Sale of goods are made at a point in time and revenue is recognised upon satisfaction of the performance obligations which is typically upon dispatch/delivery. The Company has a credit evaluation policy based on which the credit limits for the trade receivables are established. There is no significant financing component as the credit period provided by the Company is not significant.

## Notes to the Standalone Financial Statements

for the year ended 31 March 2025

### 50.1 Revenue

#### Primary geographical markets

Particulars	₹ in Crore	
	Year ended 31 March 2025	Year ended 31 March 2024
India	1,452.49	1,307.76
Emerging Market	1,807.78	1,509.30
Africa Institution	146.71	248.60
USA	854.47	858.34
<b>Total revenue from contract with customers</b>	<b>4,261.45</b>	<b>3,924.00</b>
<b>Timing of revenue recognition</b>		
Goods transferred at a point in time	4,261.45	3,924.00

Variable components such as discounts and rebates continue to be recognised as deduction from revenue in compliance with Ind AS 115.

Revenue Break-up	₹ in Crore	
	Year ended 31 March 2025	Year ended 31 March 2024
Revenue as per contracted price	4,264.11	3,894.00
Adjusted for:		
Sales Return	44.48	38.18
Trade Discounts	114.82	85.40
Others (Price Adjustment, anticipated sales return)	(156.64)	(153.58)
	<b>2.66</b>	<b>(30.00)</b>
<b>Net Revenue</b>	<b>4,261.45</b>	<b>3,924.00</b>

The Company normally sells goods on credit which varies from 14 to 21 days for domestic sales and 30 to 270 days in case of export sales. This does not involve any significant financing element.

Revenue from two customers exceed 10% of Company's Total Revenue amounting to ₹ 1,450.64 Crores.

#### 50.2 Provision for anticipated sales return:

Provision has been made towards probable return of goods from customers, as per Indian Accounting Standard (Ind AS 115) estimated by management based on past trends.

Particulars	₹ in Crore	
	As at 31 March 2025	As at 31 March 2024
Balance at the beginning of the year	47.80	47.80
Add: Provisions made during the year	-	-
Less: Amount written back/utilised during the year	-	-
<b>Balance at the end of the year</b>	<b>47.80</b>	<b>47.80</b>

#### 50.3 Contract liability (Advances from Customers):

Particulars	₹ in Crore	
	As at 31 March 2025	As at 31 March 2024
Contract Liabilities	121.51	39.32

The Contract liability outstanding at the beginning of the year has been recognised as revenue during the year ended 31 March 2025.

### 51. Disclosure for Leases under Ind AS 116 – “Lease”:

Company has taken various premises under operating lease. These are generally cancellable and ranges from 11 months to 5 years and are renewable by mutual consent on mutually agreeable terms. Some of these lease agreements have price escalation clauses. There are no restrictions imposed by these lease arrangements and there are no sub leases. There are no contingent rents. A single discount rate has been applied to a portfolio of leases with reasonably similar characteristics.

## Notes to the Standalone Financial Statements

for the year ended 31 March 2025

### Right-of-use assets

#### As at 31 March 2025

₹ in Crore			
Particulars	Leasehold properties	Leasehold land	Total
<b>Cost</b>			
As at 1 April 2024	34.03	62.59	96.62
Additions to ROU assets	9.45	-	9.45
De-recognition of ROU assets	(8.08)	-	(8.08)
<b>Balance as at 31 March 2025</b>	<b>35.40</b>	<b>62.59</b>	<b>97.99</b>
<b>Accumulated depreciation and impairment</b>			
As at 1 April 2024	17.43	3.77	21.20
Depreciation	8.61	0.95	9.56
Eliminated on disposals of assets	(7.81)	-	(7.81)
<b>Balance as at 31 March 2025</b>	<b>18.23</b>	<b>4.72</b>	<b>22.95</b>

#### As at 31 March 2024

₹ in Crore			
Particulars	Leasehold properties	Leasehold land	Total
<b>Cost</b>			
As at 1 April 2023	27.98	62.59	90.57
Additions to ROU assets	7.15	-	7.15
De-recognition of ROU assets	(1.10)	-	(1.10)
<b>Balance as at 31 March 2024</b>	<b>34.03</b>	<b>62.59</b>	<b>96.62</b>
<b>Accumulated depreciation and impairment</b>			
As at 1 April 2023	8.46	2.82	11.28
Depreciation	9.83	0.95	10.78
Eliminated on disposals of assets	(0.86)	-	(0.86)
<b>Balance as at 31 March 2024</b>	<b>17.43</b>	<b>3.77</b>	<b>21.20</b>

₹ in Crore	
Carrying amounts	
As at 1 April 2024	75.42
Balance as at 31 March 2025	75.04

₹ in Crore	
Carrying amounts	
As at 1 April 2023	79.29
Balance as at 31 March 2024	75.42

### Lease Expenses recognised in Statement of Profit and Loss not included in the measurement of lease liabilities:

₹ in Crore		
Particulars	Year ended 31 March 2025	Year ended 31 March 2024
Short-term and low value lease expense	6.61	4.45
<b>Total lease expense</b>	<b>6.61</b>	<b>4.45</b>

## Notes to the Standalone Financial Statements

for the year ended 31 March 2025

### Cash outflow on leases

₹ in Crore		
Particulars	Year ended 31 March 2025	Year ended 31 March 2024
Repayment of lease liabilities (includes interest of ₹ 3.19 Crore in current year and ₹ 3.38 Crore in previous year)	(11.99)	(12.91)
<b>Total cash outflow on leases</b>	<b>(11.99)</b>	<b>(12.91)</b>

### Movement in Lease liabilities

₹ in Crore		
	Year ended 31 March 2025	Year ended 31 March 2024
<b>Opening Lease liabilities</b>	<b>30.52</b>	<b>32.90</b>
Addition during the year	9.45	7.15
Interest accrued during the year	3.19	3.38
Payment of Lease liabilities (including interest)	(11.99)	(12.91)
<b>Closing Lease liabilities</b>	<b>31.17</b>	<b>30.52</b>
Non-Current	24.39	22.42
Current	6.78	8.10

### Maturity analysis of lease liabilities– contractual undiscounted cash flows:

₹ in Crore		
Particulars	Year ended 31 March 2025	Year ended 31 March 2024
Less than one year	9.07	11.68
One to five years	16.90	17.97
More than five years	94.09	93.69

## 52. Contingent Liabilities and Commitments

### Contingent Liabilities

₹ in Crore		
	As at 31 March 2025	As at 31 March 2024
<b>Claims against the Company not acknowledged as debt</b>		
i. Disputed Octroi		
Amount paid under protest and included under "Other Current Assets" ₹ Nil (Previous Year ₹ 0.52 Crore)	-	0.52
ii. Liabilities disputed – appeals filed/to be filed with respect to:		
a) Excise duty, Service Tax, VAT and GST disputed by the Company	4.28	3.81
b) Income tax on account of additions	3.23	-
iii. Other matter	0.61	0.61

The Company has one ongoing patent litigations as on 31 March 2025. No liability is expected to arise from these litigations.

The Company does not expect the outcome of the matters stated above to have a material adverse impact on the Company's financial condition, results of operations or cash flows.

Future cash outflows in respect of liability under clauses (i) to (iii) is dependent on decisions by relevant authorities of respective disputes.

### Code on social Security, 2020

The new Code on Social Security, 2020 (Code) has been enacted, which could impact the contributions by the Company towards Provident Fund and Gratuity. The effective date from which the changes are applicable is yet to be notified and the rules are yet to be framed. The Company will complete its evaluation and will give appropriate impact in its financial statements in the period in which the Code becomes effective and the related rules are published.

## Notes to the Standalone Financial Statements

for the year ended 31 March 2025

### Commitments

		₹ in Crore	
Sr. No.	Particulars	As at 31 March 2025	As at 31 March 2024
1	Estimated amounts of contracts remaining to be executed on capital account and not provided for, net of advances	133.29	151.35
2	Pending Exports obligation under Advance License/EPCG Scheme	2.87	5.10

### 53. Related Party Disclosure as Required by Ind AS 24 are given below: -

#### A) Relationships where control exist:

##### Category I - Subsidiaries:

Ajanta Pharma (Mauritius) Ltd.	(APML)
Ajanta Pharma Nigeria Limited	(APNL)
Ajanta Pharma USA Inc.	(APUI)
Ajanta Pharma Philippines Inc.	(APPI)

##### Category II - Directors and Key Management Personnel:

Mr. Mannalal B. Agrawal	Chairman
Mr. Madhusudan B. Agrawal	Executive Vice-Chairman
Mr. Yogesh M. Agrawal	Managing Director
Mr. Rajesh M. Agrawal	Joint Managing Director
Mr. Chandrakant M. Khetan	Independent Director (upto 28 July 2024)
Mr. K. H. Viswanathan	Independent Director (upto 28 July 2024)
Mr. Prabhakar Dalal	Independent Director (upto 28 July 2024)
Dr. Anjana Grewal	Independent Director (upto 28 July 2024)
Mr. David Paul Rasquinha	Independent Director (with Effect from 02 May 2024)
Ms. Medha Vinay Joshi	Independent Director (with Effect from 02 May 2024)
Mr. Rajesh S Dalal	Independent Director (with Effect from 02 May 2024)
Ms. Simi Manohar Lal Thapar	Independent Director (with Effect from 02 May 2024)
Mr. Arvind K. Agrawal	Chief Financial Officer
Mr. Gaurang C. Shah	Company Secretary

##### Category III -Enterprise over which persons covered under Category II above are able to exercise significant control:

Gabs Investments Private Limited
Seth Bhagwandas Agrawal Charitable Trust
Ganga Exports being represented by Mr. Yogesh M. Agrawal, Mr. Rajesh M. Agrawal and Mr. Ravi P. Agrawal
Mannalal Agrawal Trust, Trustee – Mr. Mannalal B. Agrawal
Yogesh Agrawal Trust, Trustee – Mr. Yogesh M. Agrawal
Rajesh Agrawal Trust, Trustee – Mr. Rajesh M. Agrawal
Ravi Agrawal Trust, Trustee – Mr. Ravi P. Agrawal
Aayush Agrawal Trust, Trustee – Mr. Aayush M. Agrawal
Ajanta Pharma Limited Group Gratuity Trust
Samta Purushottam Agrawal Memorial Foundation
Mamta and Madhusudan Agrawal Memorial Foundation
Manisha Yogesh Agrawal Foundation
Smriti Rajesh Agrawal Foundation

## Notes to the Standalone Financial Statements

for the year ended 31 March 2025

Ajanta Foundation

A.I. Printers

Infinichains Lab P. Ltd.

Credibl Innovations Private Limited

#### Category IV – Others (Close Member of Key Management Personnel):

Ms. Tanya Agrawal

Mr. Aayush M. Agrawal

Mr. Ravi P. Agrawal

Mr. Yash Agrawal

#### B) The following transactions were carried out with related parties:

			₹ in Crore	
Sr. No.	Particulars	Category	Year ended 31 March 2025	Year ended 31 March 2024
1.	Sale of Goods			
	APML	I	25.98	10.96
	APPI	I	205.23	181.55
	APUI	I	828.97	839.07
2.	Purchase of Packing Material			
	A.I. Printers	III	6.77	0.05
3.	Services availed			
	Infinichains Lab P. Ltd.	III	0.09	-
	Credibl Innovations Private Limited	III	0.08	-
4.	Investment			
	APUI	I	(0.62)	0.62
5.	Dividend from Subsidiary Companies			
	APPI	I	22.28	29.13
6.	Expenses Reimbursement to			
	APNL	I	0.18	0.21
7.	Compensation to Key Management and Others			
7.1	Short-Term Employee Benefits Remuneration			
	Mr. Madhusudan B. Agrawal	II	4.84	4.21
	Mr. Yogesh M. Agrawal	II	15.64	13.60
	Mr. Rajesh M. Agrawal	II	15.64	13.60
	Mr. Arvind K. Agrawal	II	2.10	1.84
	Mr. Gaurang C. Shah	II	1.08	0.97
	Ms. Tanya Agrawal	IV	0.14	0.11
	Mr. Yash Agrawal	IV	0.07	0.04
	Commission to Executive Director			
	Mr. Yogesh M. Agrawal	II	9.00	8.00
	Mr. Rajesh M. Agrawal	II	9.00	8.00
	Commission and Sitting Fees to Non-Executive Director			
	Mr. Mannalal B. Agrawal	II	0.08	0.08
	Mr. Chandrakant M. Khetan	II	0.02	0.14
	Mr. K. H. Viswanathan	II	0.02	0.11
	Mr. Prabhakar Dalal	II	0.02	0.10
	Dr. Anjana Grewal	II	0.01	0.09
	Mr. David Paul Rasquinha	II	0.09	-
	Ms. Medha Vinay Joshi	II	0.07	-
	Mr. Rajesh S Dalal	II	0.08	-
	Ms. Simi Manohar Lal Thapar	II	0.07	-
7.2	Post-employment benefits	II & IV	46.49	2.38

## Notes to the Standalone Financial Statements

for the year ended 31 March 2025

₹ in Crore				
Sr. No.	Particulars	Category	Year ended 31 March 2025	Year ended 31 March 2024
7.3	Shared-Based Payment			
	Mr. Arvind K. Agrawal	II	0.10	0.11
	Mr. Gaurang C. Shah	II	0.05	0.05
8.	Dividend Paid			
	Key Management Personnel	II	0.06	0.20
	Others	III & IV	231.74	425.20
9.	Corporate Social Responsibility Expense			
	Samta Puroshattam Agrawal Memorial Foundation	III	7.00	5.35
	Ajanta Foundation	III	0.12	0.31
	Mamta and Madhusudan Agrawal Memorial Foundation	III	4.10	3.75
	Manisha Yogesh Agrawal Foundation	III	0.37	0.73
10.	Contribution made to group gratuity trust paid to LIC			
	Ajanta Pharma Limited Group Gratuity Trust	III	24.98	11.04
11.	Other Income from subsidiary			
	APUI	I	1.80	1.43
12.	Buyback of Equity Share			
	Yogesh M. Agrawal, Trustee Yogesh Agrawal Trust	III	42.90	-
	Rajesh M. Agrawal, Trustee Rajesh Agrawal Trust	III	42.91	-
	Ravi P. Agrawal, Trustee Ravi Agrawal Trust	III	39.81	-
	Aayush M. Agrawal, Trustee Aayush Agrawal Trust	III	34.55	-
	Ganga Exports being represented by Yogesh M. Agrawal, Rajesh M. Agrawal and Ravi P. Agrawal	III	8.60	-
	Mr. Arvind K. Agrawal	II	0.05	-
	Mr. Gaurang C. Shah	II	0.44	-
	Mr. Chandrakant M. Khetan	II	*0.00	-

\*₹24,930

### C) Amount outstanding as at end of the year

₹ in Crore				
Sr. No.	Particulars	Category	As at 31 March 2025	As at 31 March 2024
1.	Trade receivables			
	APPI	I	85.31	61.71
	APUI	I	701.27	726.20
2.	Investments in			
	APML	I	9.44	9.44
	APPI	I	1.38	1.38
	APUI	I	7.07	7.69
	APNL	I	1.37	1.37
	Less: Impairment of Investment in Subsidiary	I	(1.37)	(1.37)
3.	Trade payables			
	A.I. Printers	III	1.34	0.05
4.	Advance to Vendor			
	APNL	I	0.03	0.14
5.	Other receivables			
	APUI	I	0.96	1.09
6.	Advance Received			
	APML	I	47.80	18.12
7.	Other Advances			
	Ajanta Foundation	III	-	0.01
	Manisha Yogesh Agrawal Foundation	III	-	0.02
8.	Commission payable to executive director			
	Mr. Yogesh M. Agrawal	II	9.00	8.00

## Notes to the Standalone Financial Statements

for the year ended 31 March 2025

₹ in Crore				
Sr. No.	Particulars	Category	As at 31 March 2025	As at 31 March 2024
	Mr. Rajesh M. Agrawal	II	9.00	8.00
9.	Commission payable to non-executive director			
	Mr. Chandrakant M. Khetan	II	-	0.05
	Mr. K. H. Viswanathan	II	-	0.03
	Mr. Prabhakar Dalal	II	-	0.03
	Dr. Anjana Grewal	II	-	0.03
	Mr. David Paul Rasquinha	II	0.05	-
	Ms. Medha Vinay Joshi	II	0.03	-
	Mr. Rajesh S Dalal	II	0.03	-
	Ms. Simi Manohar Lal Thapar	II	0.03	-

Based on the internal and external transfer pricing review and validation, the Company believes that all transactions with associated enterprises are undertaken on the basis of arm's length principle. Outstanding balances at the year-end are unsecured and interest free and settlement occurs in cash. Details related to ESOP given to Employees of Subsidiary provided in note 47.

### 54. Contribution Towards Corporate Social Responsibility ("CSR"):

As per Section 135 of the Act, a CSR committee has been formed by the Company. The funds are utilised during the year on the activities which are specified in schedule VII of the Act. The utilisation is done by way of direct and indirect contribution towards various activities.

The particulars of CSR expenditure are as follows:

		₹ in Crore	
Sr. No.	Particulars	As at 31 March 2025	As at 31 March 2024
(a)	Amount required to be spent by the Company during the year	17.94	16.43
(b)	Amount approved by the Board to be spent during the year	17.94	16.43
(c)	Amount spend during the year		
	(i) Construction/acquisition of asset	-	-
	(ii) On purposes other than (i) above	20.43	17.32
	(iii) Shortfall at the end of the year	-	-
	(iv) Total of previous year shortfall	-	-
	(v) Nature of CSR activities	Promoting education, Medical assistance, Community development & promoting of sports	
(d)	Details of related party transactions (refer note 53)	11.59	10.14

55. The Company has presented data relating to its segments based on its consolidated financial statements, which are presented in the same Annual Report. Accordingly, in terms of paragraph 4 of the Indian Accounting Standard (Ind AS 108) "Operating Segments", no disclosures related to segments are presented in this standalone financial statement.

### 56. Remuneration to Auditors (Excluding GST):

₹ in Crore		
Particulars	Year ended 31 March 2025	Year ended 31 March 2024
- Audit Fees	0.45	0.45
- Limited review	0.32	0.32
- For Certification and other matters (including OPE)	0.11	0.09

# Notes to the Standalone Financial Statements

for the year ended 31 March 2025

## 57. Details of dues to Micro and Small Enterprises as defined under the Micro, Small and Medium Enterprises Development Act, 2006

This information has been determined to the extent such parties have been identified on the basis of information available with the Company.

₹ in Crore		
Particulars	As at 31 March 2025	As at 31 March 2024
a) The principal amount and the interest due thereon remaining unpaid to any supplier as at the end of each accounting year		
Principal amount due to micro and small enterprises	21.55	20.64
Interest due on above	-	-
b) The amount of interest paid by the buyer as per Section 16 of the Micro, Small and Medium Enterprises Development Act, 2006, along with the amounts of the payment made to the supplier beyond the appointed day during each accounting year.	-	-
c) The amount of interest due and payable for the period of delay in making payment (which have been paid but beyond the appointed day during the year) but without adding the interest specified under Micro, Small and Medium Enterprises Development Act, 2006.	-	-
d) The amount of interest accrued and remaining unpaid at the end of each accounting year.	-	-
e) The amount of further interest remaining due and payable even in the succeeding years, until such date when the interest dues as above are actually paid to the small enterprise for the purpose of disallowance as a deductible expenditure under Section 23 of Micro, Small and Medium Enterprises Development Act, 2006.	-	-

## 58. Ratios – Additional Regulatory Information

Ratio	Numerator	Denominator	As at 31 Mar 2025	As at 31 Mar 2024	Variance (%)
Current Ratio (in times)	Total current assets	Total current liabilities	3.62	3.88	(6.52)
Debt – Equity Ratio (in times)	Total Debt (Lease liability)	Total equity	0.01	0.01	(3.84)
Debt Service Coverage Ratio (in times)	Earnings available for debt service	Debt Service	-	-	-
Return on Equity (%)	Profit for the year less preference dividend (if any)	Average total equity	26.05%	24.24%	7.47
Inventory Turnover Ratio (in times)	Sale of products	Average Inventory	6.01	5.76	4.65
Trade receivables turnover ratio (in times)	Revenue from Operations	Average Trade Receivable	3.55	3.63	(2.26)
Trade payables turnover ratio (in times)	Net Credit Purchases (Raw material, packing material and purchase of traded goods)	Average Trade Payables	2.86	2.91	(1.76)
Net capital turnover ratio (in times)	Revenue from operations	Working Capital (Total current assets less Total current liabilities)	2.32	2.19	5.88
Net profit ratio (%)	Profit for the year	Revenue from operations	21.21%	20.33%	4.36
Return on capital employed (ROCE) (%)	Profit before tax and finance costs	Capital Employed (Net worth + Lease liability + Deferred tax liability)	31.45%	31.07%	1.22
Return on investment (%)	Income generated from invested funds	Average invested funds	9.95%	8.87%	12.18

# Notes to the Standalone Financial Statements

for the year ended 31 March 2025

## 59. Research and Development Expenditure

A unit of the Company has been recognised by Department of Scientific and Industrial Research (DSIR) as in-house research and development unit. The amount of capital and revenue expenditure are as below.

₹ in Crore		
Particulars	Year ended 31 March 2025	Year ended 31 March 2024
Amount in respect to		
Capital Expenditure	7.41	4.83
Revenue Expenditure	224.41	207.73
<b>Total</b>	<b>231.82</b>	<b>212.56</b>

## 60. Utilisation of Borrowed Funds and Share Premium

- A. The Company has not advanced or loaned or invested funds to any other person(s) or entity(ies), including foreign entities (Intermediaries) with the understanding that the Intermediary shall:
- (a) directly or indirectly lend or invest in other persons or entities identified in any manner whatsoever by or on behalf of the Company (Ultimate Beneficiaries) or
  - (b) provide any guarantee, security or the like to or on behalf of the Ultimate Beneficiaries.
- B. The Company has not received any fund from any person(s) or entity(ies), including foreign entities (Funding Party) with the understanding (whether recorded in writing or otherwise) that the Company shall:
- (a) directly or indirectly lend or invest in other persons or entities identified in any manner whatsoever by or on behalf of the Funding Party (Ultimate Beneficiaries) or
  - (b) provide any guarantee, security or the like on behalf of the Ultimate Beneficiaries.

## 61. Donation

The amount of donation includes a political contribution of ₹ Nil (Previous Year: ₹ 5.00 Crore made to the Bharatiya Janata Party).

## 62. Impairment of Investment in Subsidiary

The Company in prior years has made full provision for investment in aggregate value of unquoted investment in Ajanta Pharma Nigeria Limited and the carrying value of investment is considered as Nil.

## 63. Assets Classified as Held for Sale

During the previous year, the Company entered into an agreement for the sale of one of its freehold land assets. Consequently, the said asset was reclassified from "Property, Plant and Equipment" to "Assets Held for Sale" at a carrying amount of ₹ 8.85 Crore, advance of ₹ 0.51 Crore was received under this agreement and has been recognised as a "Liability against Assets Held for Sale" in the financial statements. The completion of this transaction was subject to the fulfilment of certain specified conditions outlined in the agreement.

During the year, the proposed transaction for the sale of the freehold land asset was not completed from the buyer's side. In accordance with the terms of the agreement, the Company has forfeited ₹ 0.02 Crore from the advance amount and refunded the remaining balance to the buyer. The said freehold land asset continues to be classified under "Assets Held for Sale" at a carrying value of ₹ 8.85 Crore as on the reporting date, as the Company is currently in discussions with potential buyers; however, the sale has not been finalised as of the reporting date.

Rental income recognised in profit or loss for investment properties aggregates to ₹ NIL Crore (previous year ₹ 0.01 Crore). Maintenance and other expenses aggregating to ₹ NIL Crore (previous year ₹ 0.01 Crore).

## 64. Income Tax

### a) Current income tax

₹ in Crore		
Particulars	Year ended 31 March 2025	Year ended 31 March 2024
Amount recognised in statement of profit and loss		
Current tax on profit for the year	283.01	253.74
Adjustment for current tax of prior periods *	(24.98)	23.84
<b>Total Current tax expenses</b>	<b>258.03</b>	<b>277.58</b>
<b>Deferred tax expense/(benefit)</b>		
Origination and reversal of timing difference	5.14	9.15
MAT Credit Entitlement	-	2.98
<b>Total Deferred Tax expenses</b>	<b>5.14</b>	<b>12.13</b>
<b>Total Income tax expense recognised in the income statement</b>	<b>263.17</b>	<b>289.71</b>

\*Tax benefits for prior periods amounting to ₹ 24.98 Crore (Previous year tax expense ₹ 23.84 Crore) comprises reversal of excess tax provision for FY 2023-24 and tax benefit under the amnesty scheme.

## Notes to the Standalone Financial Statements

for the year ended 31 March 2025

### b) Reconciliation of effective tax rate

The following is a reconciliation of the Company's effective tax rate

₹ in Crore		
Particulars	Year ended 31 March 2025	Year ended 31 March 2024
Accounting profit before income taxes	1,180.05	1,096.95
Enacted tax rate in India (%)	34.94	34.94
Computed expected tax expenses	412.36	383.32
Effect of non-deductible expenses	57.08	42.18
Temporary difference which is reversed during the Tax Holiday period	(1.59)	(0.49)
Tax effect which is chargeable at different rate	(1.16)	-
Others deductible expenses	(15.39)	(13.00)
Adjustment for current tax of prior periods	(24.98)	23.84
Mat Credit Entitlement	-	2.98
Deduction for Tax Holiday Unit	(163.15)	(149.12)
Income tax expenses	263.17	289.71
Effective tax rate	22.30%	26.41%

### c) Recognised deferred asset and liability

₹ in Crore						
	Deferred tax asset		Deferred tax liabilities		Net deferred tax asset/(liabilities)	
	As at 31 March 2025	As at 31 March 2024	As at 31 March 2025	As at 31 March 2024	As at 31 March 2025	As at 31 March 2024
Property, Plant and equipment	-	-	147.76	143.50	(147.76)	(143.50)
Gain on Investment at FVTPL	1.27	0.91	-	-	1.27	0.91
Leave Encashment	14.46	11.55	-	-	14.46	11.55
Provision for return of Expired Goods	16.70	16.70	-	-	16.70	16.70
Diminution in value of Investment	2.76	2.76	-	-	2.76	2.76
MAT Credit Entitlement	-	-	-	-	-	-
Provision for Loss Allowance	2.06	3.08	-	-	2.06	3.08
Net deferred tax asset/(liabilities)	37.25	35.00	147.76	143.50	(110.51)	(108.50)

### d) Movement in deferred tax balances 31 March 2025

₹ in Crore					
	Net balance as at 31 March 2024	Recognised in Profit and loss	Net balance as at 31 March 2025	Deferred tax asset	Deferred tax liabilities
Property, plant and equipment	(143.50)	(4.26)	(147.76)	-	147.76
Gain on Investment at FVTPL	0.91	0.36	1.27	1.27	-
Leave Encashment	11.55	2.91	14.46	14.46	-
Provision for return of Expired Goods	16.70	-	16.70	16.70	-
Diminution in value of Investment	2.76	-	2.76	2.76	-
MAT Credit Entitlement	-	-	-	-	-
Provision for Loss Allowance	3.08	(1.02)	2.06	2.06	-
Net deferred tax asset/(liabilities)	(108.50)	(2.01)	(110.51)	37.26	143.76

## Notes to the Standalone Financial Statements

for the year ended 31 March 2025

### e) Movement in deferred tax balances 31 March 2024

₹ in Crore					
	Net balance as at 31 March 2023	Recognised in Profit and loss	Net balance as at 31 March 2024	Deferred tax asset	Deferred tax liabilities
Property, plant and equipment	(132.02)	(11.48)	(143.50)	-	143.50
Gain on Investment at FVTPL	0.80	0.11	0.91	0.91	-
Leave Encashment	9.48	2.07	11.55	11.55	-
Provision for return of Expired Goods	16.70	-	16.70	16.70	-
Diminution in value of Investment	0.48	2.28	2.76	2.76	-
MAT Credit Entitlement	2.98	(2.98)	-	-	-
Provision for Loss Allowance	3.86	(0.78)	3.08	3.08	-
Net deferred tax asset/(liabilities)	(97.72)	(10.78)	(108.50)	35.00	143.50

The charge relating to temporary differences during the year ended 31 March 2025 are primarily on account of property plant and equipment and gain on investment at FVTPL partially offset by provision for return of expired goods, provision for loss allowance, compensated absences. The credit to temporary differences during the year ended 31 March 2024 are primarily on account of property plant and equipment and gain on investment at FVTPL partially offset by provision for return of expired goods, provision for loss allowance, compensated absences. Current tax assets and current tax liabilities and the deferred tax assets and deferred tax liabilities relate to income taxes levied by the same authority.

## 65. Additional Disclosures Required by Schedule III (Amendments dated 24 March 2021) to the Companies Act, 2013;

### A. Relationship with struck off company

There is no such transaction with the companies struck off under Companies Act, 2013 or Companies Act, 1956.

### B. Undisclosed income

There is no income surrendered or disclosed as income during the current or previous year in the tax assessments under the Income Tax Act, 1961, that has not been recorded in the books of account.

### C. Utilisation of borrowings availed from banks

The borrowings obtained by the Company from banks have been applied for the purposes for which such loans were taken.

### D. Details of benami property held

No proceedings have been initiated on or are pending against the Company for holding benami property under the Benami Transactions (Prohibition) Act, 1988 (45 of 1988) and Rules made thereunder.

### E. Wilful defaulter

The Company has not been declared wilful defaulter by any bank or financial institution or government or any government authority.

### F. Compliance with number of layers of companies

The Company has complied with the number of layers prescribed under the Companies Act, 2013.

### G. Compliance with approved scheme(s) of arrangements

The Company has not entered into any scheme of arrangement which has an accounting impact on current or previous financial year.

### H. Details of crypto currency or virtual currency

The Company has not traded or invested in crypto currency or virtual currency during the current or previous year.

#### As per our report of even date attached

For B S R & Co. LLP

Chartered Accountants

Firm's Registration No.: 101248W/W-100022

**Rekha Shenoy**

Partner

Membership No.: 124219

Place: Mumbai

Date: 30 April 2025

For and on behalf of Board of Directors of

**Ajanta Pharma Limited**

CIN - L24230MH1979PLC022059

**Yogesh M. Agrawal**

Managing Director

DIN: 00073673

**Arvind K. Agrawal**

Chief Financial Officer

**Rajesh M. Agrawal**

Joint Managing Director

DIN: 00302467

**Gaurang C. Shah**

Company Secretary

FCS No. 6696



(CIN No. L24230MH1979PLC022059)

Regd. Office: "Ajanta House", Charkop, Kandivali (West), Mumbai – 400 067

Tel No.: +91 022 6606 1000

Website: [www.ajantapharma.com](http://www.ajantapharma.com); e-mail: [investorgrievance@ajantapharma.com](mailto:investorgrievance@ajantapharma.com)

## Notice

NOTICE is hereby given that the Forty-sixth Annual General Meeting of the Members of Ajanta Pharma Limited will be held on Thursday, 17 July 2025 at 11:00 a.m. IST through Video Conferencing ("VC")/or Other Audio-Visual Means ("OAVM"), to transact the following business:

### ORDINARY BUSINESS:

- To receive, consider and adopt:
  - the Audited Standalone Financial Statements of the Company for the Financial Year ended 31 March 2025 together with the Reports of the Board of Directors and the Auditors thereon; and
  - the Audited Consolidated Financial Statements of the Company for the Financial year ended 31 March 2025 together with the Report of the Auditors thereon.
- To confirm the interim dividend for the financial year ended 31 March 2025, and, in this regard, pass the following resolution as an **Ordinary Resolution**.

**"RESOLVED THAT** the interim dividend of ₹ 28 per equity share on the face value of ₹ 2/- each fully paid up, declared by the Board of Directors of the Company for the FY 2025 and already paid, be and is hereby confirmed and ratified."
- To appoint a Director in place of Mr. Rajesh Mannalal Agrawal (DIN: 00302467), who retires by rotation and being eligible, offers himself for re-appointment.

### SPECIAL BUSINESS:

- To consider re-appointment of Mr. Madhusudan B. Agrawal (DIN: 00073872) as the Executive Director and Vice-Chairman of the Company and, if thought fit, to pass the following resolution as a **Special Resolution**:

**"RESOLVED THAT** pursuant to the provisions of Sections 196, 197, 203, 152 and other applicable provisions, if any, of the Companies Act, 2013 ("the Act"), read with Schedule V and the Companies (Appointment and Remuneration of Managerial Personnel) Rules, 2014, and Regulation 17(1C) of the SEBI (Listing Obligations and Disclosure Requirements) Regulations, 2015 (hereinafter referred to as "Listing Regulations"), including any statutory modification(s) or re-enactment(s) thereof for the time being in force, and pursuant to the recommendation of the Nomination and

Remuneration Committee and approval of the Board of Directors of the Company, consent of the members of the Company be and is hereby accorded for the re-appointment of Mr. Madhusudan B. Agrawal (DIN: 00073872) as the Executive Director and Vice-Chairman of the Company for a period of five years effective from 1 April 2025 up to 31 March 2030, on the terms and conditions including remuneration approved by the Board and set out in the Explanatory Statement annexed hereto and upon the terms and conditions contained in the draft Agreement submitted before the meeting, which agreement be and is hereby specifically sanctioned;

**RESOLVED FURTHER THAT** in the event of loss or inadequacy of profits in any financial year of the Company, the remuneration and perquisites set out in the aforesaid agreement be paid to Mr. Madhusudan B. Agrawal, Vice-Chairman as minimum remuneration, provided that the total remuneration by way of salary, perquisites and any other allowances shall not exceed the ceiling provided in Section II of Part II of Schedule V of the Act, as may be provided from time to time;

**RESOLVED FURTHER THAT** Board of Directors of the Company be and are hereby authorised to alter and vary the terms and conditions of the said appointment including remuneration, from time to time and to do all such acts, deeds, matters and things as they may in their absolute discretion deem necessary, expedient, usual and proper in the best interest of the Company for the purpose of giving effect to this resolution."

- To consider appointment of M/s. D. G. Prajapati & Associates, Company Secretaries as the Secretarial Auditors of the Company and, if thought fit, to pass the following resolution as an **Ordinary Resolution**:

**"RESOLVED THAT** pursuant to the provisions of Section 204 and other applicable provisions, if any, of the Companies Act, 2013, read with Rule 9 of the Companies (Appointment and Remuneration of Managerial Personnel) Rules, 2014, and Regulation 24A of the SEBI (Listing Obligations and Disclosure Requirements) Regulations, 2015 ("SEBI LODR"), including any amendment(s), modification(s), or re-enactment(s) thereof and pursuant to the recommendations of the Audit Committee and the Board of Directors of the Company, the consent of the members of the Company be and is hereby accorded for the

appointment of M/s. D. G. Prajapati & Associates, a firm led by Mr. D.G. Prajapati (FCS No. 6567, COP No. 4209), as the Secretarial Auditor of the Company for one term of five consecutive years, who shall hold office from the conclusion of 46<sup>th</sup> Annual General Meeting till the conclusion of the 51<sup>st</sup> Annual General Meeting to be held in the year 2030 at a remuneration of ₹ 1 lakhs p.a., plus applicable taxes and reimbursement of out-of-pocket expenses incurred in connection with the audit;

**RESOLVED FURTHER THAT** the Board of Directors of the Company be and are hereby authorised to take such steps and do all such acts, deeds, matters and things as may be considered necessary, proper and expedient to give effect to this Resolution."

- To consider ratification of remuneration of Cost Auditors for the financial year 2025-2026 and if thought fit, to pass with or without modification(s), the following resolution as an **Ordinary Resolution**:

**"RESOLVED THAT** pursuant to the provisions of Section 148 and other applicable provisions, if any, of the Companies Act, 2013, the Companies (Audit and Auditors) Rules, 2014 and the Companies (Cost Records and Audit) Rules, 2014 (including any statutory modification(s) or re-enactment thereof, for the time being in force), remuneration of ₹ 6.50 lakhs plus GST and reimbursement of actual travel and out of pocket expenses, fixed by the Board of Directors for M/s. RA & Co. , Cost Accountants, (Firm Registration No. 000242), Cost Auditors of the Company to conduct the audit of the cost records maintained by the Company for the financial year ending 31 March 2026, be and is hereby ratified;

**RESOLVED FURTHER THAT** any Director or the Key Managerial Personnel of the Company be and are hereby authorised to do all such acts and take all such steps as may be necessary, proper or expedient to give effect to this Resolution."

By order of the Board of Directors

Sd/-  
**Gaurang C. Shah**Sr. VP – Legal & Company Secretary  
Membership No. F6696

30 April 2025

Registered office:  
"Ajanta House", Charkop,  
Kandivali (West),  
Mumbai – 400 067

### NOTES:

- An Explanatory Statement pursuant to Section 102 of the Companies Act, 2013 ("the Act"), which sets out details relating to Item No. 4 to 6 of the Notice is annexed hereto.
- Pursuant to Regulation 36 of the SEBI (Listing Obligations and Disclosure Requirements) Regulations, 2015 ("Listing Regulations") and Secretarial Standard on General Meetings issued by the Institute of Company Secretaries of India, details of Director seeking re-appointment forms part of this notice and is appended to the notice.
- The Ministry of Corporate Affairs ("MCA") and Securities and Exchange Board of India ("SEBI"), have vide various circulars allowed companies to send the annual reports to shareholders only on e-mail and to hold Annual General Meeting ("AGM") through VC or OAVM without the physical presence of members at a common venue. Hence, in accordance with these Circulars, the 46<sup>th</sup> AGM of the Members of the Company is being held through VC/ OAVM. The venue of the Meeting shall be deemed to be the registered office of the Company.
- To support the green initiative and as per relaxation given by the Government, only electronic copy of the Annual report for the year ended 31 March 2025 and Notice of the 46<sup>th</sup> AGM are being sent to the Members whose mail IDs are available with your Company/ DP(s). Annual Report and the notice of the 46<sup>th</sup> Annual General Meeting are also posted on the website [www.ajantapharma.com](http://www.ajantapharma.com) for download. The AGM Notice can also be accessed from the websites i.e. BSE Limited ([www.bseindia.com](http://www.bseindia.com)), National Stock Exchange of India Limited ([www.nseindia.com](http://www.nseindia.com)) and National Securities Depository Limited ([www.evoting.nsdl.com](http://www.evoting.nsdl.com)).
- Since this AGM is being held through VC / OAVM, physical attendance of Members has been dispensed with. Accordingly, the facility for appointment of proxies by the Members will not be available for the AGM and hence the Proxy Form, Attendance Slip and Route Map are not annexed to this Notice. However, in pursuance of Section 112 and 113 of the Act, representatives of the members such as the President of India or the Governor of a State or body corporate can attend the AGM through VC / OAVM and cast their votes through e-Voting.
- In case of joint holders attending the Meeting, the member whose name appears as the first holder in the order of names as per Register of Members will be entitled to vote.

## Notice

7. Institutional/Corporate Shareholders (i.e. other than individuals/ HUF/ NRI, etc.) are required to send a scanned copy (PDF / JPG format) of its Board or governing body resolution/authorisation etc., authorising its representative to attend the AGM through VC / OAVM on its behalf and to vote through remote e-Voting. The said resolution/ authorisation shall be sent to the Scrutiniser by e-mail through its registered e-mail address to [saurabhshah@psaprofessionals.com](mailto:saurabhshah@psaprofessionals.com) with a copy marked to [evoting@nsdl.com](mailto:evoting@nsdl.com), at least 48 hours before the commencement of AGM.

8. Following documents will be available for inspection electronically to the members during the AGM:

i. Register of Directors and Key Managerial Personnel;

ii. Register of securities held by Directors and Key Managerial Personnel;

iii. Register of Contracts or Arrangements in which the directors are interested;

iv. Certificate from the Secretarial Auditors of the Company certifying that the Company's Share Based Incentive Plan – 2019 is being implemented in accordance with SEBI (Share Based Employee Benefits and Sweat Equity) Regulations, 2021.

9. All other documents referred to in the Notice will also be available for electronic inspection without any fee by the members from the date of circulation of this Notice up to the date of AGM, i.e. 17 July 2025. Members seeking to inspect such documents can send an e-mail to [investorgrievance@ajantapharma.com](mailto:investorgrievance@ajantapharma.com).

10. Pursuant to the provisions of Section 108 of the Companies Act, 2013 read with Rule 20 of the Companies (Management and Administration) Rules, 2014 and Regulation 44 of SEBI Listing Regulation and MCA Circulars, the Company is providing facility of remote e-Voting to its Members in respect of the business to be transacted at the AGM. For this purpose, the Company has engaged NSDL as the authorised e-Voting agency. Accordingly, the facility of casting votes by a member using remote e-Voting as well as the e-Voting system on the date of the AGM will be provided by NSDL.
11. Members can join the AGM in the VC / OAVM mode 15 minutes before and after the scheduled time of the commencement of the Meeting by following the procedure mentioned in the Notice. The facility of participation at the AGM through VC / OAVM will be made available to at least 1000 members on first come first served basis. This will not include large Shareholders (Shareholders holding 2% or more shareholding), Promoters, Institutional Investors, Directors, Key Managerial Personnel, the Chairpersons of the Audit Committee, Nomination and Remuneration Committee and Stakeholders' Relationship Committee, Auditors etc. who can attend the AGM without restriction on account of first come first served basis.

12. The attendance of the Members attending the AGM through VC / OAVM will be counted for the purpose of ascertaining the quorum under Section 103 of the Act.

13. **Instructions for Shareholders for remote e-Voting and joining the AGM are as under:**

The remote e-Voting period begins on Monday, 14 July 2025 at 9:00 a.m. and ends on Wednesday, 16 July 2025 at 5:00 p.m. The remote e-Voting module shall be disabled by NSDL for voting thereafter. The Members, whose names appear in the Register of Members/ Beneficial Owners as on the cut-off date i.e. Wednesday, 9 July 2025 may cast their vote electronically. The voting right of shareholders shall be in proportion to their share in the paid-up equity share capital of the Company as on the cut-off date, being Wednesday, 9 July 2025. The way to vote electronically on NSDL e-Voting system consists of "Two Steps" which are mentioned below:

### Step 1: Access to NSDL e-Voting system


#### A) Login method for e-Voting for Individual shareholders holding securities in demat mode:

In terms of SEBI circular dated 9 December 2020 on e-Voting facility provided by Listed Companies, Individual shareholders holding securities in demat mode are allowed to vote through their demat account maintained with Depositories and Depository Participants. Shareholders are advised to update their mobile number and e-mail Id in their demat accounts in order to access e-Voting facility.

Login method for Individual shareholders holding securities in demat mode is given below:

Type of shareholders	Login Method
Individual Shareholders holding securities in demat mode with NSDL.	<div><div>1. For OTP based login you can click on <a href="https://eservices.nsdl.com/SecureWeb/evoting/evotinglogin.jsp">https://eservices.nsdl.com/SecureWeb/evoting/evotinglogin.jsp</a>. You will have to enter your 8-digit DP ID, 8-digit Client Id, PAN No., Verification code and generate OTP. Enter the OTP received on registered e-mail id/mobile number and click on login. After successful authentication, you will be redirected to NSDL Depository site wherein you can see e-Voting page. Click on company name or <b>e-Voting service provider i.e. NSDL</b> and you will be redirected to e-Voting website of NSDL for casting your vote during the remote e-Voting period.</div><div>2. Existing <b>IDeAS</b> user can visit the e-Services website of NSDL Viz. <a href="https://eservices.nsdl.com">https://eservices.nsdl.com</a> either on a Personal Computer or on a mobile. On the e-Services home page click on the <b>"Beneficial Owner"</b> icon under <b>"Login"</b> which is available under <b>'IDeAS'</b> section, this will prompt you to enter your existing User ID and Password. After successful authentication, you will be able to see e-Voting services under Value added services. Click on <b>"Access to e-Voting"</b> under e-Voting services and you will be able to see e-Voting page. Click on company name or <b>e-Voting service provider i.e. NSDL</b> and you will be re-directed to e-Voting website of NSDL for casting your vote during the remote e-Voting period.</div><div>3. If you are not registered for IDeAS e-Services, option to register is available at <a href="https://eservices.nsdl.com">https://eservices.nsdl.com</a>. Select <b>"Register Online for IDeAS Portal"</b> or click at <a href="https://eservices.nsdl.com/SecureWeb/IdeasDirectReg.jsp">https://eservices.nsdl.com/SecureWeb/IdeasDirectReg.jsp</a></div><div>4. Visit the e-Voting website of NSDL. Open web browser by typing the following URL: <a href="https://www.evoting.nsdl.com/">https://www.evoting.nsdl.com/</a> either on a Personal Computer or on a mobile. Once the home page of e-Voting system is launched, click on the icon "Login" which is available under 'Shareholder/Member' section. A new screen will open. You will have to enter your User ID (i.e. your sixteen digit demat account number hold with NSDL), Password/OTP and a Verification Code as shown on the screen. After successful authentication, you will be redirected to NSDL Depository site wherein you can see e-Voting page. Click on company name or <b>e-Voting service provider i.e. NSDL</b> and you will be redirected to e-Voting website of NSDL for casting your vote during the remote e-Voting period.</div><div>5. Shareholders/Members can also download NSDL Mobile App <b>"NSDL Speede"</b> facility by scanning the QR code mentioned below for seamless voting experience.</div></div>

NSDL Mobile App is available on



Individual Shareholders holding securities in demat mode with CDSL	<div><div>1. Users who have opted for CDSL Easi / Easiest facility, can login through their existing user id and password. Option will be made available to reach e-Voting page without any further authentication. The users to login Easi / Easiest are requested to visit CDSL website <a href="http://www.cdslindia.com">www.cdslindia.com</a> and click on login icon &amp; New System Myeasi Tab and then use your existing my easi username &amp; password.</div><div>2. After successful login the Easi / Easiest user will be able to see the e-Voting option for eligible companies where the evoting is in progress as per the information provided by company. On clicking the evoting option, the user will be able to see e-Voting page of the e-Voting service provider for casting your vote during the remote e-Voting period. Additionally, there is also links provided to access the system of all e-Voting Service Providers, so that the user can visit the e-Voting service providers' website directly.</div><div>3. If the user is not registered for Easi/Easiest, option to register is available at CDSL website <a href="http://www.cdslindia.com">www.cdslindia.com</a> and click on login &amp; New System Myeasi Tab and then click on registration option.</div><div>4. Alternatively, the user can directly access e-Voting page by providing Demat Account Number and PAN No. from a e-Voting link available on <a href="http://www.cdslindia.com">www.cdslindia.com</a> home page. The system will authenticate the user by sending OTP on registered Mobile &amp; Email as recorded in the Demat Account. After successful authentication, user will be able to see the e-Voting option where the evoting is in progress and also able to directly access the system of all e-Voting Service Providers.</div></div>
--	--

Notice

Type of shareholders	Login Method
Individual Shareholders (holding securities in demat mode) login through their depository participants	You can also login using the login credentials of your demat account through your Depository Participant registered with NSDL / CDSL for e-Voting facility. upon logging in, you will be able to see e-Voting option. Click on e-Voting option, you will be redirected to NSDL / CDSL Depository site after successful authentication, wherein you can see e-Voting feature. Click on company name or e-Voting service provider i.e. NSDL and you will be redirected to e-Voting website of NSDL for casting your vote during the remote e-Voting period.

**Important note:** Members who are unable to retrieve User ID/Password are advised to use Forget User ID and Forget Password option available at abovementioned website.

Helpdesk for Individual Shareholders holding securities in demat mode for any technical issues related to login through Depository i.e. NSDL and CDSL.

Login type	Helpdesk details
Individual Shareholders holding securities in demat mode with NSDL	Members facing any technical issue in login can contact NSDL helpdesk by sending a request at <a href="mailto:evoting@nsdl.com">evoting@nsdl.com</a> or call at 022 - 4886 7000
Individual Shareholders holding securities in demat mode with CDSL	Members facing any technical issue in login can contact CDSL helpdesk by sending a request at <a href="mailto:helpdesk.evoting@cdslindia.com">helpdesk.evoting@cdslindia.com</a> or contact at toll free no. 1800-21-09911

B) Login Method for shareholders other than Individual shareholders holding securities in demat mode and shareholders holding securities in physical mode.

How to Log-in to NSDL e-Voting website?

1.

Visit the e-Voting website of NSDL. Open web browser by typing the following URL: <https://www.evoting.nsdl.com/> either on a Personal Computer or on a mobile.
2.

Once the home page of e-Voting system is launched, click on the icon "Login" which is available under 'Shareholder/Member' section.
3.

A new screen will open. You will have to enter your User ID, your Password/OTP and a Verification Code as shown on the screen.
- Alternatively, if you are registered for NSDL eservices i.e. IDEAS, you can log-in at <https://eservices.nsdl.com/> with your existing IDEAS login. Once you log-in to NSDL eservices after using your log-in credentials, click on e-Voting and you can proceed to Step 2 i.e. Cast your vote electronically.

4.

Your User ID details are given below:

Manner of holding shares i.e. Demat (NSDL or CDSL) or Physical	Your User ID is:
a) For Members who hold shares in demat account with NSDL.	8 Character DP ID followed by 8 Digit Client ID  For example if your DP ID is IN300*** and Client ID is 12***** then your user ID is IN300***12*****.
b) For Members who hold shares in demat account with CDSL.	16 Digit Beneficiary ID  For example if your Beneficiary ID is 12***** then your user ID is 12*****.
c) For Members holding shares in Physical Form.	EVEN Number followed by Folio Number registered with the Company  For example if folio number is 001*** and EVEN is 101456 then user ID is 101456001***

5.

Password details for shareholders other than Individual shareholders are given below:

a)

If you are already registered for e-Voting, then you can user your existing password to login and cast your vote.

b)

If you are using NSDL e-Voting system for the first time, you will need to retrieve the 'initial password' which was communicated to you. Once you retrieve your 'initial password', you need to enter

c)

How to retrieve your 'initial password'?

(i)

If your e-mail ID is registered in your demat account or with the Company, your 'initial password' is communicated to you on your e-mail ID. Trace the e-mail sent to you from NSDL from your mailbox. Open the e-mail and open the attachment i.e. a .pdf file. Open the

.pdf file. The password to open the .pdf file is your 8 digit client ID for NSDL account, last 8 digits of client ID for CDSL account or folio number for shares held in physical form. The .pdf file contains your 'User ID' and your 'initial password'.

- (ii)

If your e-mail ID is not registered, please follow steps mentioned below in **process for those shareholders whose e-mail ids are not registered**
6.

If you are unable to retrieve or have not received the " Initial password" or have forgotten your password:

a)

Click on **"Forgot User Details/ Password?"**(If you are holding shares in your demat account with NSDL or CDSL) option available on [www.evoting.nsdl.com](http://www.evoting.nsdl.com).

b)

**Physical User Reset Password?"** (If you are holding shares in physical mode) option available on [www.evoting.nsdl.com](http://www.evoting.nsdl.com).

c)

If you are still unable to get the password by aforesaid two options, you can send a request at [evoting@nsdl.com](mailto:evoting@nsdl.com) mentioning your demat account number/folio number, your PAN, your name and your registered address etc.

d)

Members can also use the OTP (One Time Password) based login for casting the votes on the e-Voting system of NSDL.

7.

After entering your password, tick on Agree to "Terms and Conditions" by selecting on the check box.

8.

Now, you will have to click on "Login" button.

9.

After you click on the "Login" button, Home page of e-Voting will open.
- Step 2: Cast your vote electronically on NSDL e-Voting system.
- How to cast your vote electronically on NSDL e-Voting system?
1.

After successful login at Step 1, you will be able to see all the companies "EVEN" in which you are holding shares and whose voting cycle.

2.

Select "EVEN" of company for which you wish to cast your vote during the remote e-Voting period.

3.

Now you are ready for e-Voting as the Voting page opens.
4.

Cast your vote by selecting appropriate options i.e. assent or dissent, verify/modify the number of shares for which you wish to cast your vote and click on "Submit" and also "Confirm" when prompted.

5.

Upon confirmation, the message "Vote cast successfully" will be displayed.

6.

You can also take the printout of the votes cast by you by clicking on the print option on the confirmation page.

7.

Once you confirm your vote on the resolution, you will not be allowed to modify your vote.
- General Guidelines for shareholders
1.

Institutional shareholders (i.e. other than individuals, HUF, NRI etc.) are required to send scanned copy (PDF/JPG Format) of the relevant Board Resolution/Authority letter etc. with attested specimen signature of the duly authorised signatory(ies) who are authorised to vote, to the Scrutiniser by e-mail to [saurabhshah@psaprofessionals.com](mailto:saurabhshah@psaprofessionals.com) with a copy marked to [evoting@nsdl.com](mailto:evoting@nsdl.com). Institutional shareholders (i.e. other than individuals, HUF, NRI etc.) can also upload their Board Resolution / Power of Attorney / Authority Letter etc. by clicking on **"Upload Board Resolution / Authority Letter"** displayed under **"e-Voting"** tab in their login.

2.

It is strongly recommended not to share your password with any other person and take utmost care to keep your password confidential. Login to the e-voting website will be disabled upon five unsuccessful attempts to key in the correct password. In such an event, you will need to go through the "Forgot User Details/Password?" or "Physical User Reset Password?" option available on [www.evoting.nsdl.com](http://www.evoting.nsdl.com) to reset the password.

3.

In case of any queries, you may refer the Frequently Asked Questions (FAQs) for Shareholders and e-voting user manual for Shareholders available at the download section of [www.evoting.nsdl.com](http://www.evoting.nsdl.com) or call on : 022 - 4886 7000 or send a request to Ms. Pallavi Mhatre at [evoting@nsdl.com](mailto:evoting@nsdl.com)
- Process for those shareholders whose e-mail ids are not registered with the depositories for procuring user id and password and registration of e mail ids for e-voting for the resolutions set out in this notice:
1.

In case shares are held in physical mode please provide Folio No., Name of shareholder, scanned copy of the share certificate (front and back), PAN (self-attested scanned copy of PAN card), AADHAR (self-attested scanned copy of Aadhar Card) by e-mail to [investorgrievance@ajantapharma.com](mailto:investorgrievance@ajantapharma.com) or send it over to Company's Registrar & Share Transfer Agent ("RTA"), MUFG Intime India Private Limited (Formerly known as Link Intime India
- 258 | Ajanta Pharma Limited
- Annual Report 2024-25 | 259

## Notice

Private Limited), C 101, 247 Park, L. B. S. Marg, Vikhroli West, Mumbai – 400 083.

2. In case shares are held in demat mode, please provide DPID-CLID (16 digit DPID + CLID or 16 digit beneficiary ID), Name, client master or copy of Consolidated Account statement, PAN (self-attested scanned copy of PAN card), AADHAR (self-attested scanned copy of Aadhar Card) to [investorgrievance@ajantapharma.com](mailto:investorgrievance@ajantapharma.com). If you are an Individual shareholders holding securities in demat mode, you are requested to refer to the login method explained at **step 1 (A) i.e. Login method for e-Voting for Individual shareholders holding securities in demat mode.**
3. Alternatively shareholder/members may send a request to [evoting@nsdl.com](mailto:evoting@nsdl.com) for procuring user id and password for e-voting by providing above-mentioned documents.
4. In terms of SEBI circular dated 9, December 2020 on e-Voting facility provided by Listed Companies, Individual shareholders holding securities in demat mode are allowed to vote through their demat account maintained with Depositories and Depository Participants. Shareholders are required to update their mobile number and e-mail ID correctly in their demat account in order to access e-Voting facility.

### Instructions for Members for e-Voting on the day of the AGM are as under:

- a) The procedure for e-Voting on the day of the AGM is same as the instructions mentioned above for remote e-Voting.
- b) Only those Members/shareholders, who will be present in the AGM through VC / OAVM facility and have not casted their vote on the Resolutions through remote e-Voting and are otherwise not barred from doing so, shall be eligible to vote through e-Voting system in the AGM.
- c) Members who have voted through remote e-Voting will be eligible to attend the AGM. However, they will not be eligible to vote at the AGM.
- d) The details of the person who may be contacted for any grievances connected with the facility for e-Voting on the day of the AGM shall be the same person mentioned for remote e-Voting.

### Instructions for Members for attending the AGM are as under:

- a) Member will be provided with a facility to attend the AGM through VC/OAVM through the NSDL e-Voting system. Members may access by following the steps mentioned above for Access to NSDL e-Voting system. After successful login,

you can see link of "VC/OAVM" placed under "Join meeting" menu against company name. You are requested to click on VC/OAVM link placed under Join Meeting menu. The link for VC/OAVM will be available in Shareholder/Member login where the EVEN of Company will be displayed. Please note that the members who do not have the User ID and Password for e-Voting or have forgotten the User ID and Password may retrieve the same by following the remote e-Voting instructions mentioned in the notice to avoid last minute rush.

- b) Members are encouraged to join the Meeting through PC/Laptops for better experience.
- c) Further Members will be required to allow Camera and use Internet with a good speed to avoid any disturbance during the meeting.
- d) Please note that Participants connecting from Mobile Devices or Tablets or through Laptop connecting via Mobile Hotspot may experience Audio/Video loss due to fluctuation in their respective network. It is therefore recommended to use Stable Wi-Fi or LAN Connection to mitigate any kind of aforesaid glitches.
- e) Shareholders who would like to express their views/ask questions during the meeting may register themselves as a speaker by sending their request in advance from Thursday, 10 July 2025 (9:00 a.m. IST) to Wednesday 16 July 2025 (5:00 p.m. IST) prior to meeting mentioning their name, demat account number/folio number, e-mail id, mobile number, PAN at [investorgrievance@ajantapharma.com](mailto:investorgrievance@ajantapharma.com). The shareholders who do not wish to speak during the AGM but have queries may send their queries in advance 5 days prior to meeting mentioning their name, demat account number/folio number, e-mail id, mobile number, PAN at [investorgrievance@ajantapharma.com](mailto:investorgrievance@ajantapharma.com). These queries will be replied to by your Company suitably by e-mail.

14. Mr. Pramod S. Shah & Associates, Practicing Company Secretary Firm, Mumbai (Membership No. FCS 334 & Certificate of Practice No. 3804) has been appointed as the Scrutiniser to scrutinise the voting and ensuring that remote e-Voting process is conducted in a fair and transparent manner. The Scrutiniser will submit his report to the Chairman of the Company or to any other person authorised by the Chairman after the completion of the scrutiny of the e-Voting (votes casted during the AGM and votes casted through remote e-Voting), within 2 working days of the conclusion of the AGM. The result declared along with the Scrutiniser's report shall be communicated to the Stock Exchanges, NSDL & RTA and will also be displayed on your Company's website, [www.ajantapharma.com](http://www.ajantapharma.com).

15. Members are requested to address all correspondence in connection with shares held by them, to the Company's RTA viz., MUFG Intime India Private Limited (Formerly known as Link Intime India Private Limited), C 101, 247 Park, L. B. S. Marg, Vikhroli West, Mumbai – 400 083 by quoting their Folio number or their DPID and Client ID number, as the case may be.
16. Members are requested to do following, if not done yet:
  - i. Provide/update details of their bank accounts indicating the name of the bank, branch, account number and the nine-digit MICR code and IFSC code (as appearing on the cheque) along with photocopy of the cheque/cancelled cheque, self- attested identity proof and address proof, for remittance of dividend through ECS/ NEFT and prevent fraudulent encashment of dividend warrants.
  - ii. Dematerialise the shares held by them in physical form.
  - iii. Update Permanent Account Number (PAN) against folio/demat account as also for deletion of name of deceased holder, transmission/transposition of shares.
  - iv. Members holding shares in dematerialised form are requested to intimate/update all particulars

of bank mandates, PAN, nominations, power of attorney, change of address, e-mail address, contact numbers etc. to their Depository Participants (DPs). Members holding shares in physical form are requested to intimate such details to the RTA and file nomination form SH-13.

17. NRI Members are requested to inform following to the RTA:
  - i. Particulars of their bank account maintained in India with complete name, branch, account type, account number and address of the bank with pin code number, if not furnished earlier; and
  - ii. Change in their residential status and address in India on their return to India for permanent settlement.

By order of the Board of Directors

Sd/-  
**Gaurang C. Shah**

Sr. VP – Legal & Company Secretary  
Membership No. F6696

30 April 2025

Registered office:  
"Ajanta House", Charkop,  
Kandivali (West),  
Mumbai – 400 067

# Notice

## EXPLANATORY STATEMENT PURSUANT TO SECTION 102(1) OF THE COMPANIES ACT, 2013

### Item No. 4

The Board of Directors, based on the recommendation of the Nomination and Remuneration Committee, at its meeting held on 30 April 2025, approved the re-appointment of Mr. Madhusudan B. Agrawal (DIN: 00073872) as the Executive Director & Vice- Chairman of the Company for a period of five years with effect from 1 April 2025 to 31 March 2030, subject to the approval of members at the Annual General Meeting.

Mr. Madhusudan Agrawal is one of the founding members of the Company and has contributed significantly for the growth and development of the Company. He is currently managing public relations, networking and liaising with concerned authorities for critical matters and approvals. He also oversees CSR initiatives and matters connected therewith.

Considering his deep understanding of Company's business operations and extensive knowledge of the pharma industry as also proven managerial capabilities, the Board has considered it prudent to re-appoint him for a further term of five years. He fulfils the eligibility conditions prescribed under Part I of Schedule V of the Companies Act, 2013.

The terms and conditions of his re-appointment, as contained in the draft agreement placed before the Board, are summarised below:

#### A. Remuneration:

Basic Salary: ₹4.80 Crore (Rupees Five Crore Twenty-Eight Lakhs Only) per annum with such increments as may be decided by the Board on the recommendation of the Nomination and Remuneration Committee from time to time.

#### B. Perquisites:

In addition to the salary, undermentioned perquisites will be allowed to him subject to the condition that aggregate Salary, Perquisites and Commission of all the Whole-time directors shall not at any time exceed 10% of the net profit of the Company in terms of provisions of Sections 197 and 198 of the Companies Act, 2013 ("the Act"):-

- i. Free furnished accommodation or HRA in lieu of Company provided accommodation.
- ii. Reimbursement of all expenses incurred for self and family at actuals (including domiciliary and medical expenses and insurance premium for medical and hospitalisation policy as applicable), as per Company policy.

- iii. Fees of one Corporate Club in India (including admission and annual membership fee).
- iv. Reimbursement of entertainment, travelling and all other expenses incurred for the business of the Company as per the policy of the Company.
- v. Personal accident insurance premium as per the policy of the Company.
- vi. Contribution towards Provident Fund and Superannuation Fund or Annuity Fund, National Pension Scheme - as per the policy of the Company.
- vii. Gratuity and/or contribution to the Gratuity Fund of Company - as per the policy of the Company.
- viii. Any other allowances, benefits and perquisites as per the Rules applicable to the Senior management of the Company and/or which may become applicable in the future and/or any other allowance, perquisites as the Board may from time to time decide.

#### C. Minimum Remuneration:

The aggregate of remuneration, perquisites and commission as aforesaid in any financial year shall not exceed the limits prescribed from time to time under Section 197, 198 and other applicable provisions of the Companies Act, 2013 (the Act) and Rules made thereunder, read with Schedule V of the Act or any statutory modification(s) or re-enactment thereof for the time being in force.

#### D. Other Conditions:

Subject as aforesaid, the Vice-Chairman shall be governed by the Rules of the Company as are applicable to the Senior management of the Company from time to time and shall adhere to the Company's Code of Conduct.

When in any financial year, the Company has no profits or its profits are inadequate, the remuneration including the perquisites as aforesaid will be paid to Mr. Madhusudan B. Agrawal, as determined by the Board in accordance with the applicable provisions of Schedule V of the Act.

He shall be subject to retirement by rotation during his tenure.

He will not be entitled to sitting fees for attending meetings of the Board or Committees.

The proposed agreement between the Company and Mr. Madhusudan B. Agrawal is available for inspection at the Registered Office of the Company between 11.00 a.m. to 1.00 p.m. on any working day (excluding Saturdays, Sundays and holidays) up to the date of the Annual General Meeting. The agreement his may be treated as a written memorandum setting out the terms of re-appointment of Mr. Madhusudan B. Agrawal under Section 190 of the Act.

The Company has received the following from Mr. Madhusudan B. Agrawal:

- » Consent to act as Director in Form DIR-2;
- » Declaration under Section 164 of the Companies Act, 2013 confirming he is not disqualified to be appointed as Director;
- » Disclosure of interest under Section 184 of the Companies Act, 2013;
- » A declaration confirming that he is not debarred from holding the office of Director by SEBI or any other such authority.

In terms of the provisions of Sections 196, 197, 203, read with Schedule V of the Act and the applicable provisions of the Listing Regulations, the re-appointment requires the approval of members.

Further, Mr. Agrawal has attained the age of 70 years. In accordance with the proviso to Section 196(3)(a) of the Act, his re-appointment beyond the age of 70 years requires the passing of a special resolution by the members.

Other details required to be disclosed in terms of the provisions of the Listing Regulations and Secretarial Standard on General Meetings, forms part of this Notice.

The Board recommends the Special Resolution at item no. 4 of the accompanying notice for approval of members.

Mr. Madhusudan B. Agrawal is deemed to be interested in the resolution as it pertains to his re-appointment and remuneration payable to him. Other relatives of Mr. Madhusudan B. Agrawal may be deemed to be interested in the resolution set out at Item No. 4 of the Notice, to the extent of their shareholding interest, if any, in the Company.

Save and except the above, none of the other Directors/ Key Managerial Personnel of the Company/ their relatives are, in any way,

concerned or interested, financially or otherwise, in the aforementioned resolution.

### Item No. 5

Pursuant to the SEBI (Listing Obligations and Disclosure Requirements) Regulations (Third Amendment), 2024, the Company is required to appoint Secretarial Auditors, for one term of five consecutive years. Their appointment shall be approved by the members.

Based on the recommendation of the Audit Committee, the Board of Directors at their meeting held on 30 April 2025, have appointed M/s. D.G. Prajapati & Associates, a firm led by Mr. D.G. Prajapati (FCS No. 6567, COP No. 4209) as the Secretarial Auditor of the Company for a term of five consecutive years from the conclusion of the 46<sup>th</sup> Annual General Meeting till the conclusion of the 51<sup>st</sup> Annual General Meeting to be held in the year 2030, subject to approval of the members of the Company at the ensuing Annual General Meeting.

M/s. D.G. Prajapati & Associates is proprietorship concern of Practicing Company Secretaries based in Mumbai, led by Mr. D.G. Prajapati, with over 25 years of experience and expertise in Company Law, SEBI Regulations, FEMA, Corporate Restructuring and Secretarial Audits.

M/s D.G. Prajapati & Associates have expressed their willingness to act as the Secretarial Auditor of the Company and have confirmed that they meet the eligibility criteria as prescribed under the Act and the Listing Regulations.

The firm has also provided confirmation that they have subjected themselves to the peer review process of the Institute of Company Secretaries of India ("ICSI") and holds a valid certificate issued by the 'Peer Review Board of ICSI'. They have also furnished a declaration confirming their independence in terms of Regulation 24A(1b) of the Listing Regulations and that it has not taken up any prohibited non-audit assignments for the Company.

Their appointment is in compliance with Section 204 of the Act, read with Rule 9 of the Companies (Appointment and Remuneration of Managerial Personnel) Rules, 2014, and Regulation 24A of the Listing Regulations, as amended.

The Board of Directors in consultation with the Audit Committee may alter and vary the terms and conditions of appointment, including remuneration, in such manner and to such extent as may be mutually agreed with the Secretarial Auditors.

The Board is of the opinion that appointment of M/s. D.G. Prajapati & Associates, as Secretarial

# Notice

Auditor will be in the best interests of the Company and accordingly recommends the ordinary resolution at Item No. 5 of the accompanying Notice for approval of the Members of the Company.

None of the Directors and Key Managerial Personnel of the Company and their respective relatives are concerned or interested, financially or otherwise, in passing of the proposed Resolution set out at Item No. 5.

## Item No. 6

In accordance with the provisions of Section 148 of the Act, the Companies (Audit and Auditors) Rules, 2014 and the Companies (Cost Records and Audit) Rules, 2014 (including any statutory modification(s) or re-enactment thereof, for the time being in force), the remuneration of Cost Auditors of the Company shall be ratified by the members.

The Board of Directors of the Company, on the recommendation of the Audit Committee, approved the appointment of M/s. RA & Co., Cost Accountants, as the Cost Auditors of the Company for the financial year 2025-26, for conducting the audit of the cost records of the Company at a remuneration of ₹ 6.50 lakhs plus GST and reimbursement of actual travel and out of pocket expenses.

Based on the certification received from the Cost Auditors, it may be noted that:

- (i) They are in full time practice as Cost Accountants within the meaning of The Cost & Works

Accountants Act, 1959 (23 of 1959) and hold valid Certificates of Practice;

- (ii) They are not disqualified under any of the provisions specified under Sections 141(3) and 148(5) the Act;
- (iii) They are independent Cost Accountants and maintain an arm’s length relationship with the Company.

The remuneration payable to the Cost Auditors is required to be ratified by the Members of the Company.

The Board recommends the ordinary resolution at Item No. 6 of the accompanying Notice for ratification of remuneration payable to the Cost Auditors for the financial year 2025-26, for approval of members.

None of the Directors and/or, Key Managerial Personnel and their relatives are concerned with or interested, financially or otherwise, in the said Resolution.

By order of the Board of Directors

Sd/-  
**Gaurang C. Shah**

Sr. VP – Legal & Company Secretary  
Membership No. F6696

Registered office:  
“Ajanta House”, Charkop,  
Kandivali (West),  
Mumbai – 400 067

## DETAILS OF THE DIRECTOR SEEKING APPOINTMENT/RE-APPOINTMENT AT FORTY-SIXTH ANNUAL GENERAL MEETING (PURSUANT TO REGULATION 36 OF THE LISTING REGULATIONS AND CLAUSE 1.2.5 OF SECRETARIAL STANDARD ON GENERAL MEETINGS).

Name of Director	Mr. Rajesh M. Agrawal	Mr. Madhusudan M. Agrawal
Category	Joint Managing Director	Executive Director
Date of Birth	31 March 1976	29 March 1955
DIN No.	00302467	00073872
Nationality	Indian	Indian
Date of Appointment	30 April 2013	31 December 1979
Brief Profile and Expertise in Specific Functional Area	He has been Joint Managing Director for last 12 years & heading India business for more than 22 years. He has transformed Company's India business to one of the best performing markets for the Company.  His keen focus on new products and first-to-market strategy has made Ajanta a leading player in the therapeutic segments in the domestic market in a very short period. Most of the new product launches, being first of its kind are credited to his business acumen & vision. He has also replicated this success in Philippines, where Ajanta Pharma Philippines features among the fastest growing companies.  His core competencies include business acumen, vision, strategic thinking, industry & therapeutic segment knowledge, finance & Accounts, risk management, general management etc.	Mr. Madhusudan Agrawal is one of promoter director and associated with Company since inception. He has contributed significantly for the growth and development of the Company. He has deep understanding of the Company's business operations, extensive knowledge of the pharma industry and is managing public relations, networking & liasioning and CSR initiatives.  His core competencies include a deep understanding of the Company's business operations, extensive knowledge of the pharmaceutical industry, managerial capabilities and networking skills.
Qualifications:		
(i) Educational	He is a graduate in Business Studies from University of Buckingham, UK and MBA from Bentley College, USA	B.Sc
(ii) Experience in years	25+	40+
Percentage of shares held	14.47%	Nil
Relationship with other Directors and Key Managerial Personnel	Brother of Mr. Yogesh M. Agrawal and son of Mr. Mannalal B. Agrawal, Directors.	Brother of Mr. Mannalal B. Agrawal, Director.
No. of Board meetings attended during FY 2025	Four	Four
Other Directorships in Companies	1. Ajanta Pharma Philippines Inc. 2. Gabs Investments Pvt. Ltd. 3. SBFC Finance Ltd. 4. Rivea Foundation	1. Inspira Exim Enterprise Pvt. Ltd. 2. Inspira Infra (Aurangabad) Ltd. 3. Ajanta Pharma USA Inc. 4. Inspira Realty & Infra Pvt. Ltd. 5. Lenexis Foodworks Pvt. Ltd. 6. Inspira Finance Pvt. Ltd. 7. Mama Agrawal Fondation 8. Agrawal Global Foundation

Notice

Name of Director	Mr. Rajesh M. Agrawal	Mr. Madhusudan M. Agrawal
Membership of committees (M - Member; C - Chairman)	1. Ajanta Pharma Ltd.: i. Stakeholders' Relationship Committee (M) ii. Executive Committee (M) iii. Risk Management Committee (M) 2. SBFC Finance Limited: i. Nomination and Remuneration Committee (C)	Ajanta Pharma Ltd.: i. CSR & Sustainability Committee (M) ii. Executive Committee (M)
Resigned/retired as a Director in any listed entities in the past three financial years	None	None
Nature of Appointment	Re-appointment pursuant to Director liable to retire by rotation	Re-appointment due to completion of term
Terms and conditions of appointment	Liable to retire by rotation	Liable to retire by rotation
Remuneration drawn by the Director(s) for Financial Year 2024-25	₹ 15.64 Crore	₹ 4.84 Crore

NOTES





(CIN No. L24230MH1979PLC022059)

**Redg. Office:** Ajanta House, Charkop,  
Kandivali (West), Mumbai – 400 067

**Tel No.:** 022 6606 1000

**Website:** [www.ajantapharma.com](http://www.ajantapharma.com)

**E-mail:** [investorgrievance@ajantapharma.com](mailto:investorgrievance@ajantapharma.com)