

April 29, 2026

National Stock Exchange of India Limited

Exchange Plaza, 5th Floor,
Plot No. C-1, G Block,
Bandra Kurla Complex, Bandra (East)
Mumbai - 400 051.

BSE Limited

Phirozee Jeejeebhoy Towers,
Dalal Street,
Mumbai - 400 001.

Scrip ID - STLTECH

Scrip Code – 532374

Scrip Code – 973103

Sub.: Outcome of Board Meeting - Intimation under Regulations 30, 33, 52 and other applicable provisions of the Securities and Exchange Board of India (Listing Obligations and Disclosure Requirements) Regulations, 2015, as amended (the “Listing Regulations”)

Dear Sir/Madam,

With reference to our letter dated April 21, 2026, we wish to inform you that the Board of Directors of Sterlite Technologies Limited (the “Company”), at its meeting held today i.e. on April 29, 2026, has approved, *inter alia*, the following:

1. The **Audited Financial Results (Standalone and Consolidated)** of the Company for the fourth quarter and financial year ended March 31, 2026. The Statutory Auditors of the Company, M/s. Price Waterhouse Chartered Accountants LLP, have issued an Audit Report on the Audited Financial Results of the Company (Standalone and Consolidated) for the financial year ended March 31, 2026, with an unmodified opinion.
2. The Board has **not recommended any dividend** for the financial year ended March 31, 2026.
3. Raising of funds, *inter alia*, by issue of equity shares or any other equity linked instruments or securities including convertible securities or non-convertible securities or combination of such securities through *inter alia*, a private placement (including one or more qualified institutions placements) or further public issue, or preferential allotments or rights issue or any combination thereof as may be considered appropriate or any permissible mode in accordance with the provisions of applicable laws, for an aggregate consideration of up to Rs. 2000 crores, subject to the approval of the shareholders of the Company and such Regulatory/ Statutory approvals, as may be required.

In this regard, please find enclosed herewith:

- i. Press Release on Financial Results;
- ii. Investors Presentation on Financial Results;
- iii. Audited Consolidated and Standalone Financial Results;
- iv. Independent Auditors’ Report on the Statement of Consolidated and Standalone Financial Results;
- v. Declaration on unmodified opinion, pursuant to Regulation 33(3)(d) of the Listing Regulations;
- vi. Disclosure pursuant to Integrated Financial Results pursuant to to SEBI Circular SEBI/HO/CFD/CFD-PoD-2/CIR/P/2024/185 dated December 31, 2024 read with relevant circulars issued by stock exchanges enclosed as Annexure I;

- vii. Statement of Utilization of issue proceeds raised through Preferential Issue of Warrants and Statement of Material Deviation under Regulation 32(1) of the Listing Regulations – Attached Annexure II;
- viii. Statement of Utilization of issue proceeds of Non-Convertible Debentures and Statement of Material Deviation under Regulation 52(7) and Regulation 52(7A) respectively of the Listing Regulations, confirming **Nil** deviation(s) for the quarter and year ended March 31, 2025;
- ix. The details of security cover for the quarter ended June 30, 2025 along with the certificate of the Statutory Auditors of the Company pursuant to Regulation 54 of the SEBI (Listing Obligations and Disclosure Requirements) Regulations, 2015 read with SEBI circular dated May 19, 2022 is enclosed herewith.

We further confirm that the Company is not a Large Corporate as per the criteria prescribed by SEBI in its SEBI Circular No. SEBI/HO/DDHS/DDHS-RACPOD1/P/CIR/ 2023/172 dated October 19, 2023.

The meeting commenced at 9.30 am and concluded at pm.

We request you to take the aforesaid on records. Thanking you.

Yours faithfully,
For **Sterlite Technologies Limited**

Mrunal Asawadekar
Company Secretary & Compliance Officer
Membership No.: A 24346

PRESS RELEASE

STL delivers resilient FY'26 performance; AI Data Centre business emerges as key growth engine

Mumbai, 29/April/2026: STL [NSE: STLTECH], a leading connectivity solutions provider for AI-ready digital infrastructure, today announced its financial results for the year ended 31 March, 2026. The Company reported revenues of INR **1,441 Cr** for the quarter and INR **4,745 Cr** for FY26, a growth of **~14.7% QoQ** and **18.8% YoY**. In FY26, STL delivered EBITDA margins at **~13.2%** and EBITDA of INR **628 Cr**. The year was characterised by a transformative **~110% surge in order intake** over FY25. This indicates strong revenue visibility and sets the stage for sustained growth in the coming quarters.

STL delivered a consistent **sequential improvement in EBITDA margins** for the **sixth consecutive quarter**, driven by higher utilization and improved product mix. The open order book at the end of FY26 stands at **INR 7,309 Cr**, supported by large-scale data-centre and telecom projects across our key markets - North America, Europe and India. The company continues to strengthen its global operations while being a trusted partner for its customers, building AI-ready digital infrastructure.

Some key highlights for FY'26:

Key wins - In FY26, STL established deep partnerships with global customers like **Colt, Netomnia, Mynet, SLICFiber** and **Swoop**. There was strong momentum across key markets in North America, United Kingdom, Europe, and Asia.

Innovation - STL continues to leverage its "Glass-to-Data Centre" vertical integration to architect the physical layer of the AI era. By integrating glass science with precision manufacturing, STL is co-creating advanced high-density, low-latency solutions. The total patent count stands at **780+**. Key milestones in FY26 include:

- **AI-DC Portfolio:** The launch of **Neuralis**, a purpose-built connectivity suite for AI-Data Centres, enabling ultra-high-density cabling for GPU-intensive workloads
- Introduced **India's first Hollow Core Fibre (HCF)** cable, utilizing an air-core architecture to achieve **~46%** faster transmission and ultra-low latency.
- STL developed a 4-core **Multi-Core Fiber (MCF) Unitube** cable for the UK market, significantly increasing data capacity per strand.
- Launched **CONCAT**, a pre-connectorized, plug-and-play solution that reduces onsite labour and installation costs.
- Expansion of the **IBR (Intermittently Bonded Ribbon) portfolio** in the U.S. to include higher fibre counts for rapid network scaling.

Awards - STL's commitment to "Glass-to-Data Centre" innovation continues to be recognised by the prestigious industry bodies. In FY26, the company secured multiple accolades:

- **National Innovation Leadership:** STL was named among the Top 100 Innovative Companies of 2025 at the **CII Industrial Innovation Awards**.
- **Global Product Excellence (OFC 2026):** At the prestigious **Lightwave Innovation Reviews**, STL's **CONCAT (Plug-and-Play Connectivity)** and **Multi-Core Fiber (MCF)** solutions both secured top honours.

- **Next-gen Data Centre Leader** - at the **Fast Mode Awards 2025**, receiving recognition in the excellence area of *Growth*.

“We enter FY27 with significant momentum,” said **Ankit Agarwal, MD, STL**. “FY26 was a transformative year for us. Our record order intake reflects our ability to co-create with customers and deliver advanced, high-capacity optical connectivity solutions for global hyperscalers and telecom providers. By owning the entire value chain—from glass chemistry to complex AI-DC racks—we are providing the physical foundation for the future of intelligence.”

Financials** (INR Cr)	FY'26	FY'25	Q4 FY'26	Q4 FY'25
Revenue	4,745	3,996	1,441	1,052
EBITDA	628	452	218	146

*Patents filed and granted

**All financials are from continued operations

About STL - Sterlite Technologies Ltd:

STL is a global leader in advanced connectivity solutions, providing end-to-end solutions for building AI-ready infrastructure, FTTx, Rural, Enterprise and Data Centre networks. With manufacturing facilities in North America, Europe and Asia, we deliver our solutions in more than 100 countries. Data Centre & Cloud companies, Telecom operators, Internet service providers and Large enterprises collaborate with STL to build their future-ready digital infrastructure. STL’s business goals are driven by customer-centricity, R&D and sustainability. [Read more](#), [Contact us, stl.tech](#) | [Twitter](#) | [LinkedIn](#) | [YouTube](#)

For more information, contact:

Media Relations	Investor Relations
Shaily Rai Sinha	Rahul Darak
Phone: +91 22 30450450	Phone: +91 22 30514000
stl.communications@stl.tech	investor@stl.tech

Earnings Presentation

The background of the slide is a composite image. The top half shows a night cityscape with several tall, illuminated skyscrapers. A drone is flying in the dark sky above the buildings. The bottom half of the image features a dark, reflective surface, possibly water, with vibrant, multi-colored light trails (red, orange, yellow, green, blue) that appear to be flowing or reflecting upwards from the bottom towards the city. The overall aesthetic is futuristic and high-tech.

Earnings Call Q4FY26

29th April 2026

Safe Harbour



Certain words and statements in this communication concerning Sterlite Technologies Limited (“the Company”) and its prospects, and other statements relating to the Company’s expected financial position, business strategy, the future development of the Company’s operations and the general economy in India & global markets, are forward looking statements.

Such statements involve known and unknown risks, uncertainties and other factors, which may cause actual results, performance or achievements of the Company, or industry results, to differ materially from those expressed or implied by such forward-looking statements.

Such forward-looking statements are based on numerous assumptions regarding the Company’s present and future business strategies and the environment in which the Company will operate in the future.

The important factors that could cause actual results, performance or achievements to differ materially from such forward-looking statements include, among others, changes in government policies or regulations of India and, in particular, changes relating to the administration of the Company’s industry, and changes in general economic, business and credit conditions in India.

The information contained in this presentation is only current as of its date and has not been independently verified. No express or implied representation or warranty is made as to, and no reliance should be placed on, the accuracy, fairness or completeness of the information presented or contained in this presentation. None of the Company or any of its affiliates, advisers or representatives accepts any liability whatsoever for any loss howsoever arising from any information presented or contained in this presentation. Please note that the past performance of the Company is not, and should not be considered as, indicative of future results. Furthermore, no person is authorized to give any information or make any representation which is not contained in, or is inconsistent with, this presentation. Any such extraneous or inconsistent information or representation, if given or made, should not be relied upon as having been authorized by or on behalf of the Company.

The Company may alter, modify or otherwise change in any manner the contents of this presentation, without obligation to notify any person of such revision or changes.

Persons should consult their own financial or tax adviser if in doubt about the treatment of the transaction for themselves

These materials are confidential, are being given solely for your information and for your use, and may not be copied, reproduced or redistributed to any other person in any manner. The distribution of this presentation in certain jurisdictions may be restricted by law. Accordingly, any persons in possession of this presentation should inform themselves about and observe any such restrictions

Ankit Agarwal

Managing Director



A believer in purpose-led organizations, Ankit has been leading STL's growth journey as it transforms billions of lives by connecting the world. He holds sustainability very close to his heart and is leading the company's ambitious Net-Zero by 2030 target, from the front.

Ankit is extremely passionate about improvement in health, education and the environment through digital inclusion. Recognized as a 40 under 40 leader, Ankit is a strong supporter of young and entrepreneurial talent. He is a fitness enthusiast, an athlete, and a long-distance runner and encourages his teams to work towards solid all-round growth at work and in life.

Strategic Priorities for FY27



1 Strategic Priorities for FY27

2 Industry Tailwinds & Market Opportunity


3 Business Performance Update

4 Financial Performance Update

STL is a leading player in global digital connectivity infrastructure



Customer Segments




Telcos



DC and Cloud



Citizen Networks



Large Enterprises

Offerings



Optical Fibre



Optical Fibre Cables



Specialty Cables



Optical Connectivity



#1

End-to-end optical manufacturer in India



8%

Global Market Share in OFC (Ex-China)



30+

Years of industry leadership



780+

Global Patent Filed and granted



10+

Advanced manufacturing facilities with ZERO waste to landfill & Liquid Discharge

Glass to Gigabit Connectivity – Presence Across Value Chain



Breakthrough Innovations Redefining Optical Infrastructure

stellar

Stellar™ Bend-Insensitive Fiber

Industry-leading flexibility with **minimal signal loss** — optimized for dense datacenter environments and challenging installations

celesta

Celesta Ribbon Cables

Compact, high-density, faster installs — engineered for rapid hyperscale deployments with superior space efficiency

multiverse

Multiverse Multicore Fiber

4x capacity increase — revolutionary multi-core architecture supporting exponential bandwidth growth for AI and hyperscale workloads

OptoBlaze

OptoBlaze Plug'n'Play Solution

Compact, pre-connectorized plug-and-play solution that enables fast, tool-free, and reliable FTTH installations with minimal skill and maximum efficiency.

Strategic priorities for FY27



- Grow OFC market share and optical connectivity attach rate
- Scale 'Enterprise & DC' segment's revenue contribution
- Technology leadership in next-gen optical platforms
- Relentless focus on cost

Industry Tailwinds & Market Opportunity



1 Strategic Priorities for FY27	2 Industry Tailwinds & Market Opportunity	3 Business Performance Update	4 Financial Performance Update
---------------------------------	--	-------------------------------	--------------------------------

Three investments cycles coinciding



Multi-year network build cycle

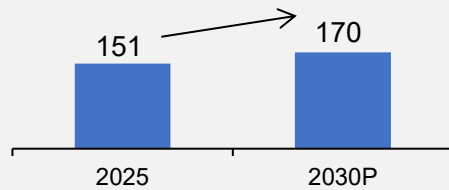
FTTx

Data Centres

5G

Global

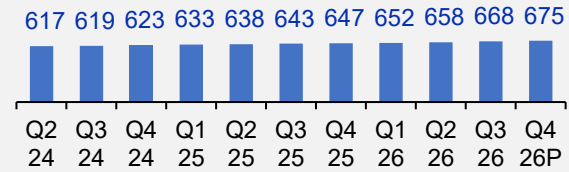
Global FTTx deployments – OFC mtkm



40%

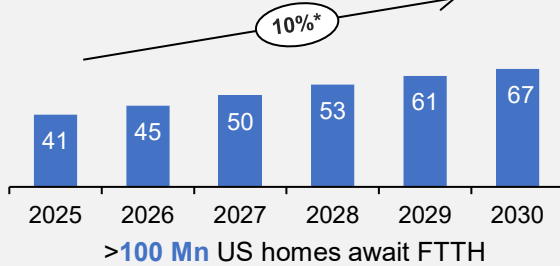
CRU projects global optical cable demand growth from data centres at +39.6% y/y in 2026.

Rise in no of Global 5G Operators

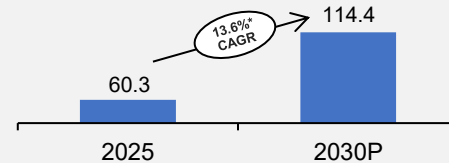


North America

FTTx in NA in M fkm



Installed Data Centre Capacity (Thousand MW)



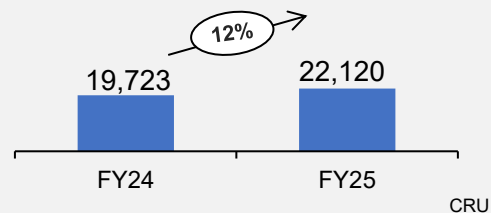
6.4 Bn: Global 5G subscriptions by 2030, making up 67% of total mobile subscriptions

80%: Share of total mobile data traffic expected to be carried by 5G by 2030

4.1 Bn: Projected 5G Standalone (SA) subscriptions globally by 2031

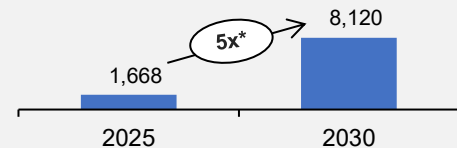
India

Indian Telcos Capex Spend (\$ Mn)

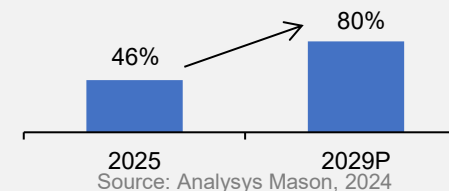


Installed Data Centre Capacity (MW)

>INR 30 Bn investments till 2030 (Jefferies)



Blended average fiberized Mobile Sites of total mobile sites



Supported by:

- DCs giving rise to **long haul fibre** deployments for inter DC connectivity.
- Big Tech's Data Centre capex is expected to increase to ~\$762 bn in CY2026 as per Morgan Stanley report

Government programs

- **BharatNet (₹1.39Tn) Phase III** targets fibre to **1.5 crore rural homes**, driving the next stage of broadband expansion..
- **U.S. Government's ~US\$97B broadband funding (incl. US\$42.5B BEAD)** remains intact; all 56 states have submitted final proposals, with ~63% of eligible locations expected to receive fibre.

Fiber remains the backbone of all digital infrastructure

5G, FTTH, AI-DC all bank on the DNA that is optical fiber



“AT&T is focused on expanding where it can offer fiber in a variety of ways”

We’re proud to now pass more than 30 million fiber locations — halfway to our goal of reaching approximately 60 million homes and businesses across America



Airtel accelerating fibre rollout to power broadband growth

we are future-proofing our network with accelerated fibre deployment reflected in over 1,30,000 kilometres fibre rollout in the last three years. We **continue to expand fibre home passes** for our broadband businesses along with FWA rollout across 2,500 cities.



“Charter’s broader strategy to add more than 100,000 miles of fiber nationwide.”



“The momentum of, our full fiber program is such that we are now raising our build target by 20 percent to up to 5m UK premises in FY26”

The company is on course for its 25 million target



“Fiber is the mission critical connective tissue for broadband delivery”

Uniti owns approximately 147,000 fiber route miles, 8.8 million fiber strand miles, and other communications real estate throughout the United States



“AWS has built over nine million kilometers of network infrastructure, so vast it could reach from Earth to the Moon and back more than 11 times”

“Hollow-core fiber provides the advanced data speeds necessary to solve AI latency and scalability challenges.”

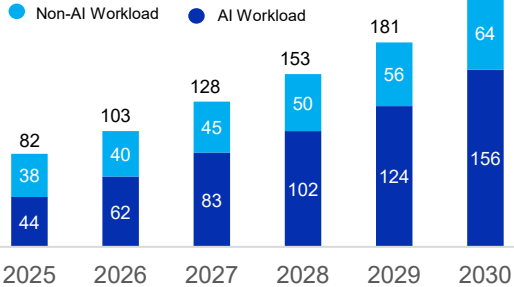


AI revolution and data centre expansion presenting unprecedented opportunity



Opportunity Size

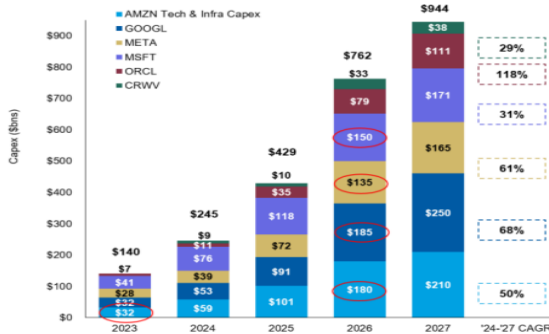
Estimated global data centre capacity demand, gigawatts



70% of Demand for AI-specific infrastructure by 2030

Source: Mckinsey

Rising Capex by Hyperscalers, USD Bn.



Data Center IT Capex to reach **\$2.8T** by 2029

Source: Morgan Stanley, Citi Research

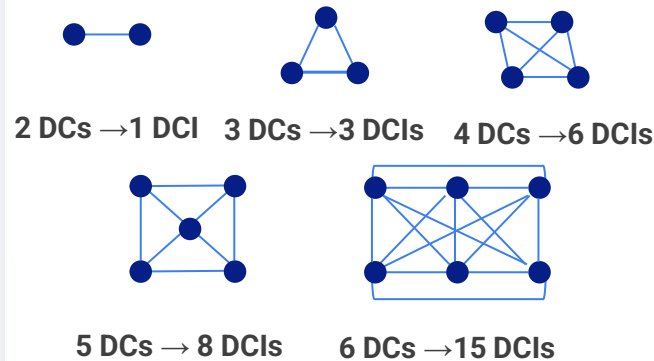
STL's AI-DC Portfolio

Make in India for the World



End to end portfolio for DCs

Fibre explosion in DCI



More AI data centres mean more interconnects; each new site multiplies DCI demand.

Source: MarketsandMarkets


Evolving GPU Architecture



As AI nodes scale, copper hits its limits, fibre takes over

The Density Journey

More AI Demand = Denser Fibre per Rack



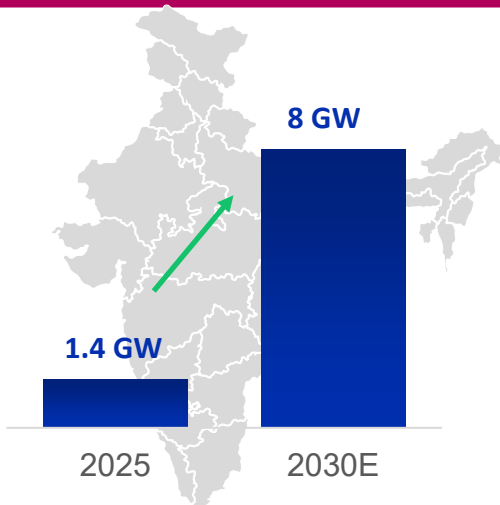
AI racks are becoming fibre-dense; higher compute concentration drives much higher fibre count per rack

India Data Centre Expansion – A Structural Optical Fibre Tailwind




India's data centre expansion is creating a multi-year fibre demand tailwind, with optical cable demand projected to grow at ~11% CAGR from 17.6M F-km (2025) to 31.5M F-km (2030).

India DC Capacity Expansion



Multi-Year DC Capex Boom Driving Fibre Demand

Strategic Announcements



Hyperscalers & Conglomerates Fueling Investment Surge

Policy Tailwinds



State Incentives
Subsidies & Power Benefits



Tax Holidays till 2047
Income Tax Exemptions



Digital Infrastructure Push
AI & Connectivity Boost

Higher DC Capex = Higher Fibre Intensity Across:

✓ DCI Links

✓ Metro Fibre

✓ Long-Haul Backbone

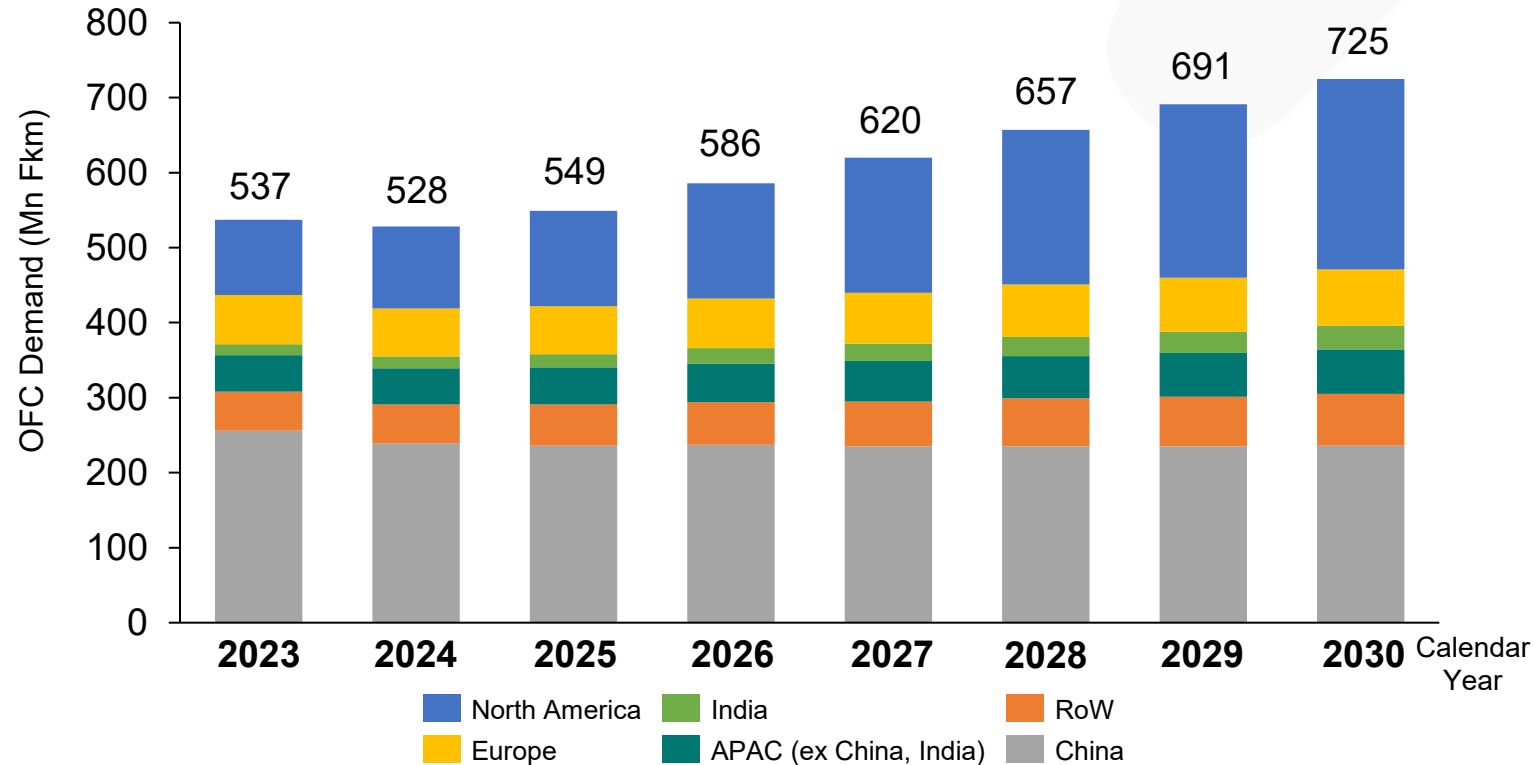
A clear multi-year upcycle in global fibre demand building from 2025



Reflections

As per CRU;

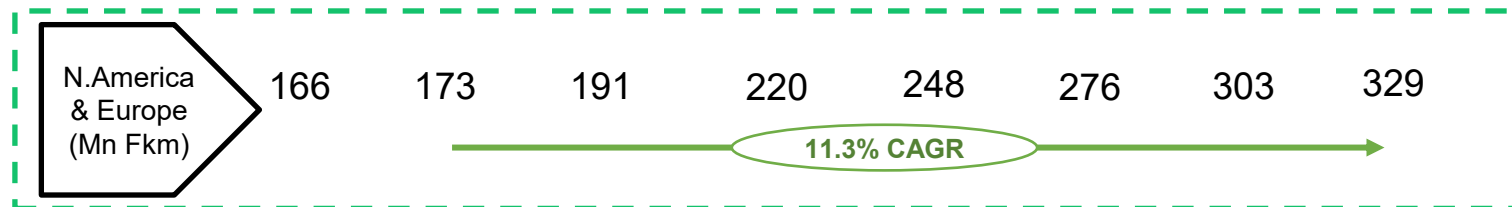
- **Global mid-term optical cable demand outlook strengthened:** Following stabilisation in 2025, CRU projects demand growth to accelerate to ~6.8% y/y in 2026, with upward revisions driven by improved project visibility and accelerating AI-led and data-centre deployments.
- **Supply-demand tightness has become more visible:** Demand acceleration, particularly in high-value applications, is increasingly outpacing fibre and preform availability, leading to high utilisation rates and longer lead times across key markets.



Future Outlook

As per CRU;

- **Growth to be increasingly concentrated in North America and APAC ex-China:** Driven by AI-led data centres, DCI and broadband rollouts in North America, with India and Southeast Asia driving incremental growth in APAC ex-China.



STL's focus markets North America expected to lead demand growth, with CRU projecting a 15% CAGR through 2030.

Execution Excellence & Competitive Differentiation



1

Strategic
Priorities for
FY27

2

Industry Tailwinds &
Market Opportunity

3

**Business
Performance
Update**

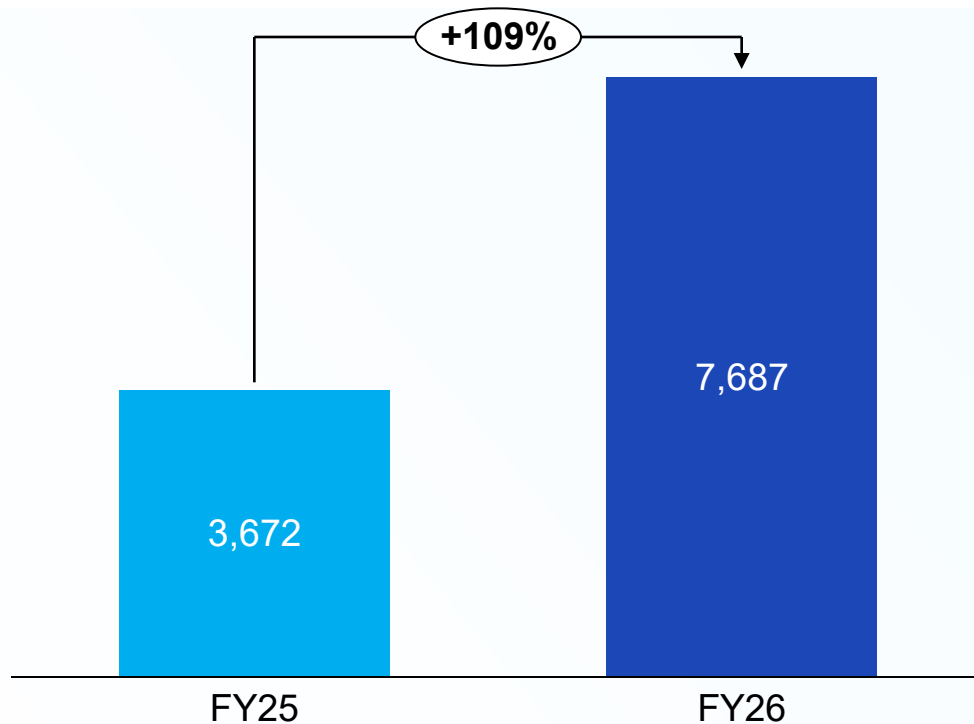
4

Financial
Performance Update

STL poised to outpace market growth with strengthening order momentum



Order Intake (INR Cr.)



Key Strategic Wins

- ✓ **Large-Scale DC Wins:** Order inflows supported by large-scale data-centre projects, primarily in North America
- ✓ **Tier-1 Indian Telco win:** Secured a long-term order from a Tier-1 Indian telecom operator
- ✓ **Diversified Order Book:** Healthy mix of order intakes from all customer segments and product categories across regions

Driving Innovation Leadership - Technology Update



Key Developments This Quarter

Neuralis (AI DCs): Launched a U.S. AI-focused data center connectivity portfolio at Data Center World 2026, Washington, D.C., enabling ultra-high-density cabling and high-speed interconnects for GPU-intensive workloads.

Hollow Core Fibre (HCF): Introduced India's first Hollow Core Fibre cable for data centers, enabling ~46% faster transmission and ultra-low latency through air-core fibre.



IP Portfolio

780+ patents (filed and granted)
21 new patents filed in Q4FY26

Building Next-gen capability

- **Hollow-Core Fibre (HCF):** Pioneering low-latency, low-loss communications for future networks.
- **AI-Fibre Optic Sensing (Sensron)** solution sees expanding commercial adoption

New Product Launches

OFC:

- **IBR Portfolio:** Expanded our IBR portfolio with **1728F** and a DC-specific **3456F & 6912** high-count variant.
- Expanded our **HD microcable portfolio** with a **432F, 200µm fibre cable**.

Optical Connectivity:

- **NanODC** compact closure up to 24F Splice capacity added.
- **OptoFit** Pre connectorized drop solution co developed with European customer.

Copper LAN Certifications: CAT6 UTP flame-plenum test cleared at UL; Dca classification obtained for CAT7A S/FTP 22AWG cable.

Awards and accolades

- **24th Edition Datacenter Summit & Awards 2025** - STL Won the award for **Innovation - New Infrastructure Solution**.
- **CInM Cabling Innovators Award 2025** - STL Multiverse – Multi-Core Fiber (Platinum Honoree)
- **The Indian Social Impact Award 2025** – Best Rural Healthcare Initiative of the Year
- **CII's Industrial Innovation Awards 2025** – Outstanding innovation capabilities



'First in the World / India'

India's First Quantum-Secured Network – Breakthrough with Multi-Core Fibre

Green Hydrogen - Pioneering Sustainability in the Optical Industry
160 micron fibre – World's Slimmest Optical Fibre

STL Neuralis: AI-Era Data Center Portfolio



TWO MISSION-CRITICAL PILLARS

1 AI WHITESPACE
Internal Connectivity


- Ultra-high-density MMC / MPO cabling
- Factory termination for faster deployment
- Scales to support massive GPU clusters

2 HIGH-SPEED DCI
External Connectivity

- Campus-edge interconnect
- Petabyte-scale data movement
- Celesta IBR up to **6,912** fibres


FEATURED PRODUCT PORTFOLIO

1 Pre-Terminated Fiber Trunks



Factory-ready rapid deployment

2 Fiber Array Cords & Assemblies




Ultra-high-density backbone cable

3 Celesta IBR Cables



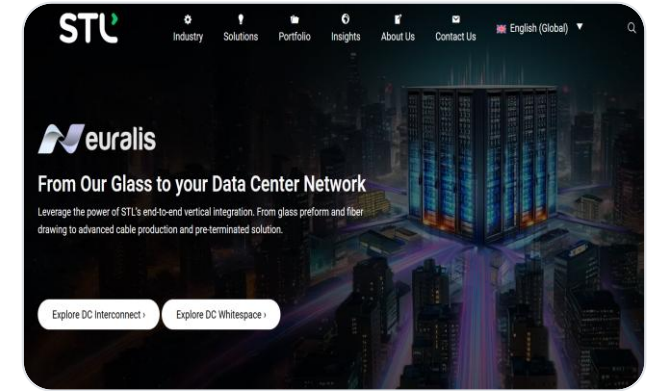
Optimized for 400G / 800G networks

4 Fiber Enclosures & Panels



Maximize rack density and simplify management

NEURALIS WEBSITE SNAPSHOT



STRATEGIC VALUE

- AI data center adjacency in a high-growth market
- Vertically integrated portfolio across fibre, connectivity & solutions
- Launched in the U.S. to strengthen strategic presence
- Cross-sell opportunity across fibre, connectivity and services



STL Neuralis emerges as the “central nervous system” for modern data centers—built to power AI workloads with **speed, scale** and **simplicity**.



From North-South to East-West architecture

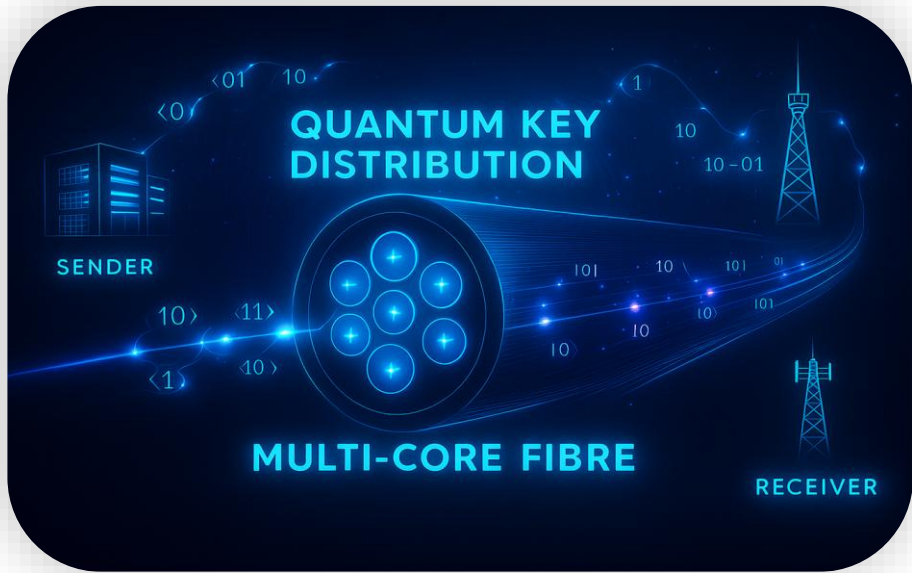


Built for AI. Ready for what's next.



Infrastructure that scales with intelligence

Multi-Core Fibre: Innovation for Quantum-Safe, Multi-Terabit Networks



Secure More. Transmit More

Multi-Core Fibre for Quantum-Safe Networks

- **Multi-Core Fibre (MCF)** contains multiple independent data cores within a single optical fibre strand.
- Enables **4x–7x higher data capacity** compared to standard single-core fibre.
- Maintains the **same physical size**, resulting in **space efficiency**.
- Reduces **deployment and infrastructure costs**.
- Ideal for **AI-driven data centres, long-haul 5G networks, and high-performance interconnects**.

Proof of Capability

सी-डॉट C-DOT India's First QKD over MCF

- STL + C-DOT: quantum + high-speed data on same fibre
- 100 km real-world transmission
- Validates security, isolation, and performance

[Press Release](#)



India's First MCF Testbed

- 5+ km live testbed @ IIT Madras
- Underground + aerial deployment
- Open for R&D – STL as ecosystem enabler

[Press Release](#)

Partnership with Colt Technologies (UK)



STL completes successful trial of Multi-Core Fibre (MCF) with Colt in the UK, powering next-gen optical connectivity

**First globally to deploy MCF in both aerial & underground networks.
Now leading global standards in MCF design and testing.**

Next-Generation Fiber Portfolio: G.654.E and Hollow Core

G654E



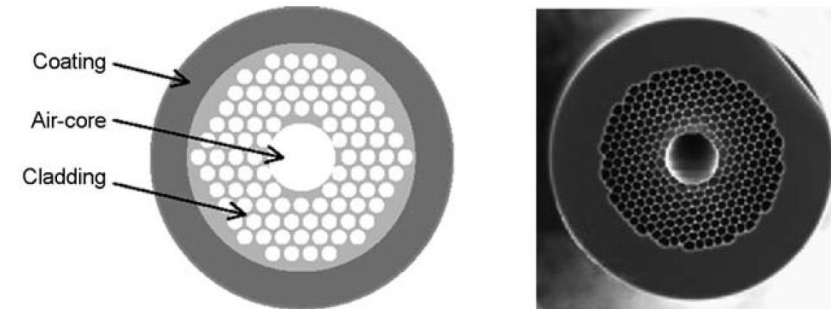
- **30% lower signal loss**
- 50% larger core area
- This allows it to handle the extreme power of next-gen lasers **used in AI-driven networks**

Applications:

- **Long-haul terrestrial & backbone networks**
- **High-capacity DWDM systems** (400G/800G and beyond).
- **Data Center Interconnect (DCI)**
- **Subsea landing links**

Received 1st commercial order for G654E!

Hollow Core Fiber



- Light travels mainly through **an air-filled core** instead of solid silica
- **~30–47% lower latency**
- Uses a broader spectrum, supporting very high-band signals (**800G–1.6T and beyond**)

Applications:

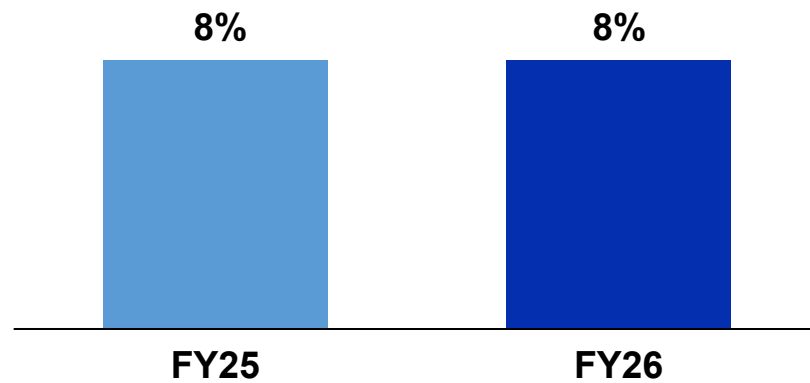
- **Data Centre Interconnect (DCI)**
- **Sensing & high-power laser delivery** (industrial & defense).
- **Quantum communications**

Launched India's first Hollow Core Fiber (HCF) Cable!

Market share and optical connectivity attach rate



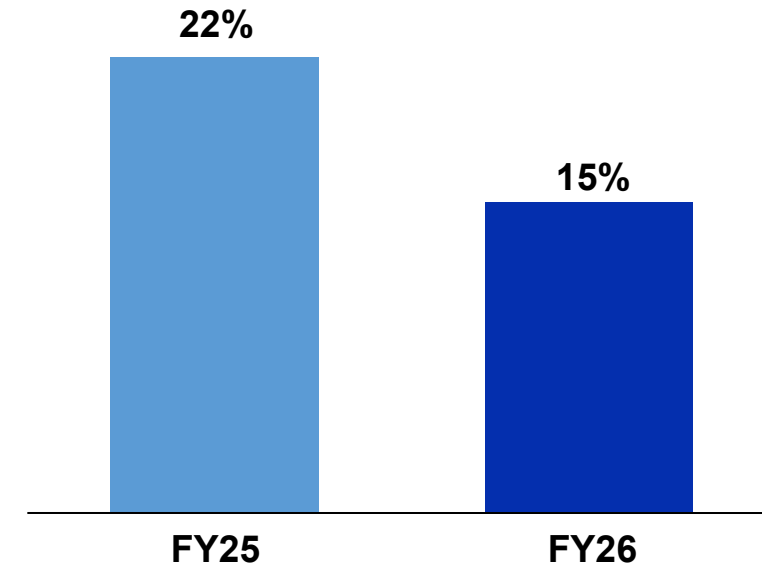
Global (ex-China) OFC market share



Market Share = STL Sales Volume / Total Market Demand

Stable OFC market share.
Focus on growing the market share

Optical connectivity attach rate



Attach rate = Optical connectivity revenue / OFC revenue

Short term moderation; long term attach
opportunity intact

Built to Win : Across Markets, Cycles, and Technologies



1 Local capacities: Completed capacity expansions, positioned closer to focused markets and well placed to win in the market - **seeing good traction in the North American market**



2 Cost structure: Actions taken are starting to show positive effects and we continue to **focus on both the variable & fixed costs**



3 Product development & innovation: **780+ patents¹** with continued focus on product innovation creating category first products. Focus on **data centre product portfolio**



4 Customer focus: Co-developing end-to-end customized products and solutions – **continue scaling the Optical connectivity business**



5 Trade tailwinds: US-China tariff dynamics opening new opportunities for India-sourced manufacturing – **well-positioned to capture incremental demand**

Ajay Jhanjhari

Chief Financial Officer

Ajay is Chartered Accountant and has a rich experience of nearly 15 years bring a deep expertise in the areas of fundraising, capital allocation, merger & acquisition, treasury management, and Business partnering.

As the Chief Financial Officer at STL, his vision is to bolster the company's strategy to deliver consistent shareholder value and profitable growth.

He joined STL as a Management Trainee and has held various leadership positions within the company before becoming CFO for Optical Networking Business last year.



Focus on maintaining operating profitability & reducing debt



1 Strategic
Priorities for
FY26

2 Industry Tailwinds &
Market Opportunity

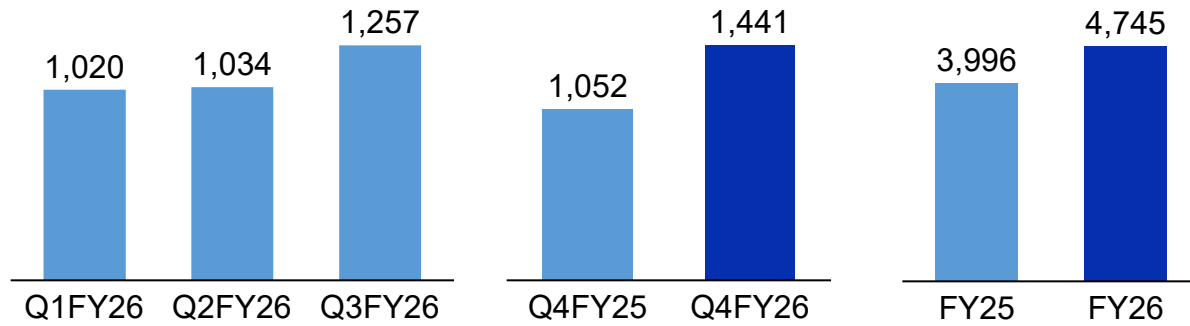
3 Business
Performance Update

**4 Financial
Performance Update**

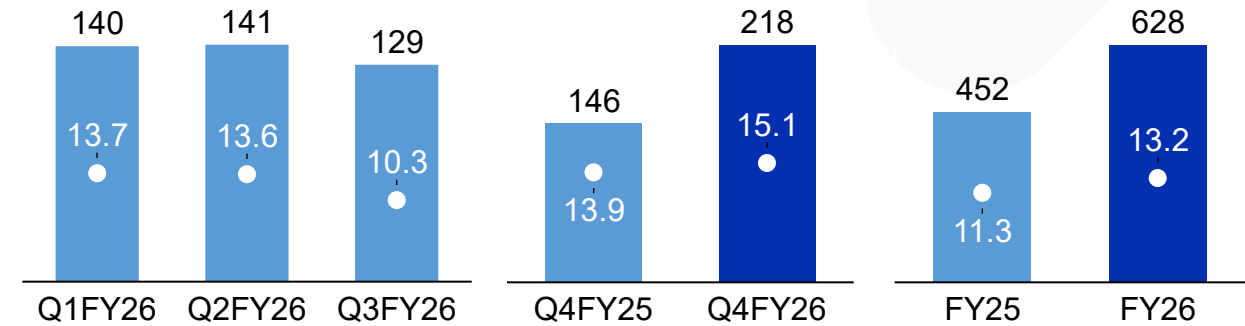
STL financial highlights



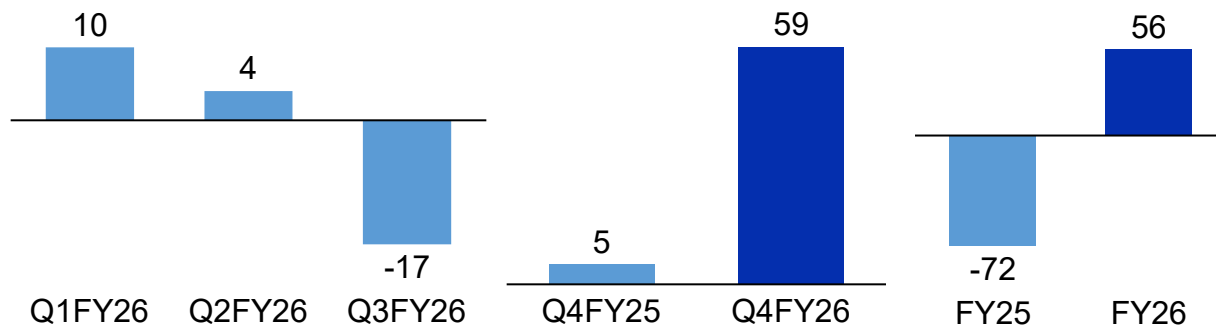
Revenue* (INR Crs)



EBITDA % EBITDA (INR Crs)



PAT* (INR Crs)



Q4 FY26 Revenue INR 1,441 Cr

FY26 revenue at INR 4,745 Cr

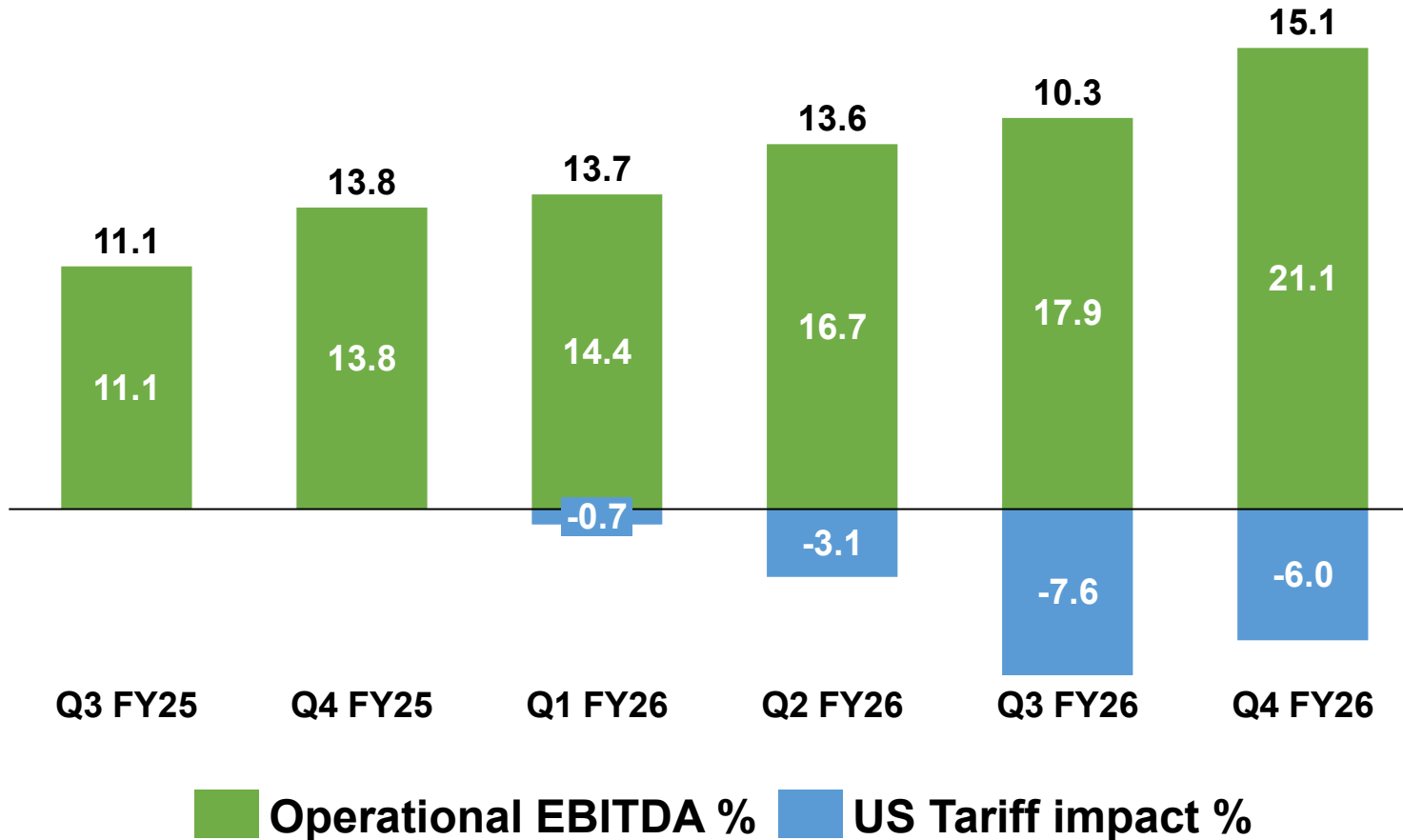
Reflecting strong growth momentum

Q4 FY26 EBITDA margin at 15.1%

FY26 EBITDA margin at 13.2%

Margin expanded, supported by scale benefits and operating efficiencies.

Operational Margin Expansion Continues Amid External Headwinds



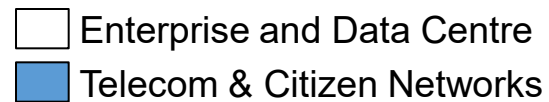
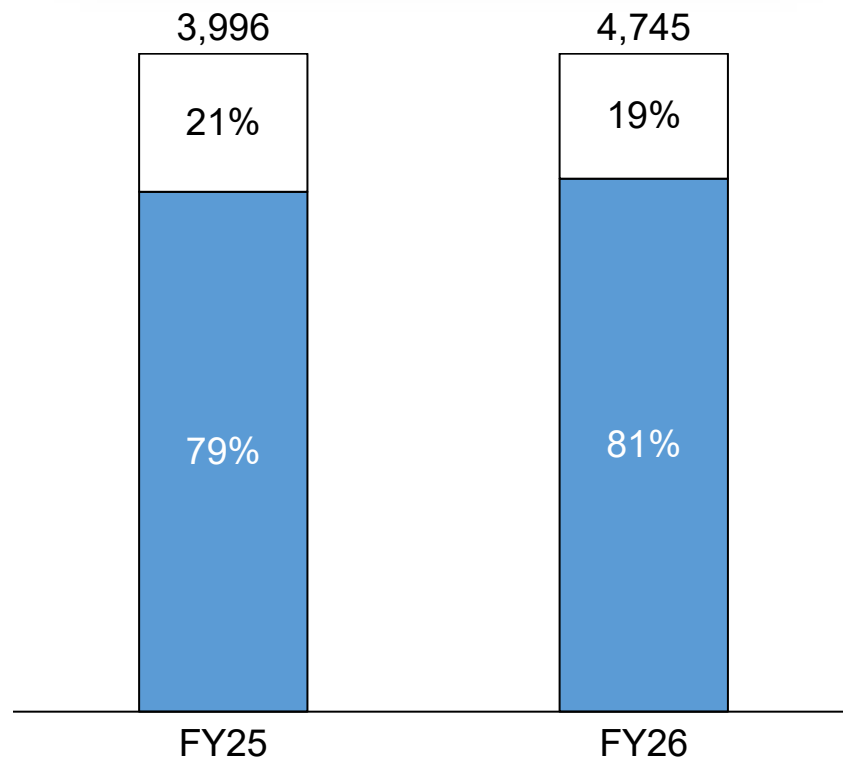
- **Operational EBITDA margins improved sequentially over the last six quarters**, driven by higher utilization, improved product mix, and operating leverage.
- **U.S. tariffs have moderated from peak levels of ~50% to ~18%** following the U.S.–India trade arrangement and later transitioned to a **temporary ~10–15% tariff regime**. This tariff easing provides a direct and meaningful margin benefit.
- **However, war-led geopolitical tensions in West Asia have emerged as a new headwind**, driving cost inflation in helium and polymer-based jacketing compounds, which will exert cost pressure in near term.

Diversified revenue mix



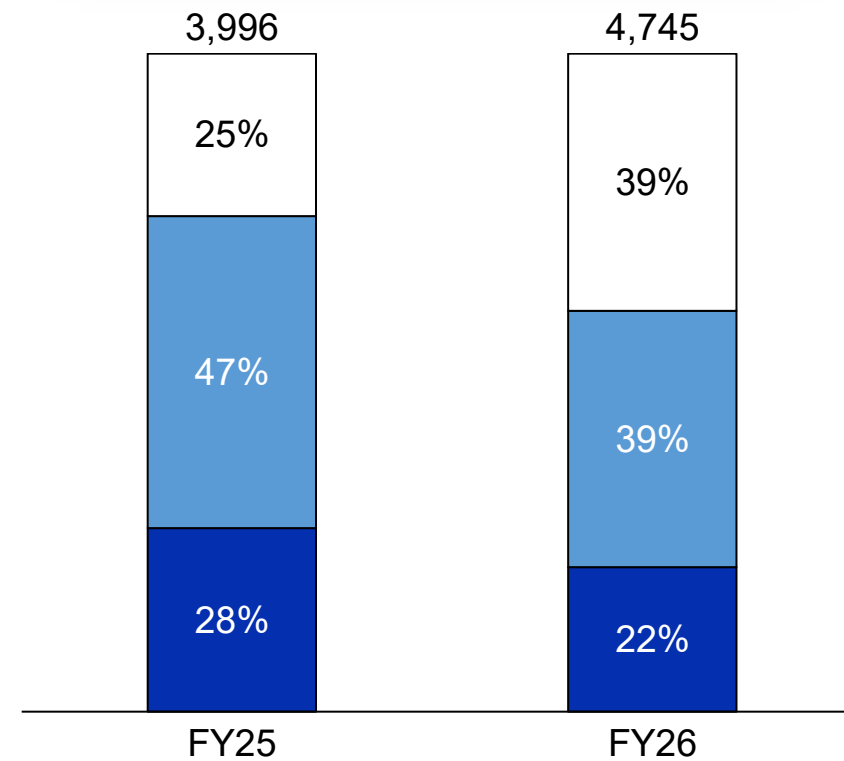
Segment distribution

Revenues* (INR Cr.)



Geographical distribution

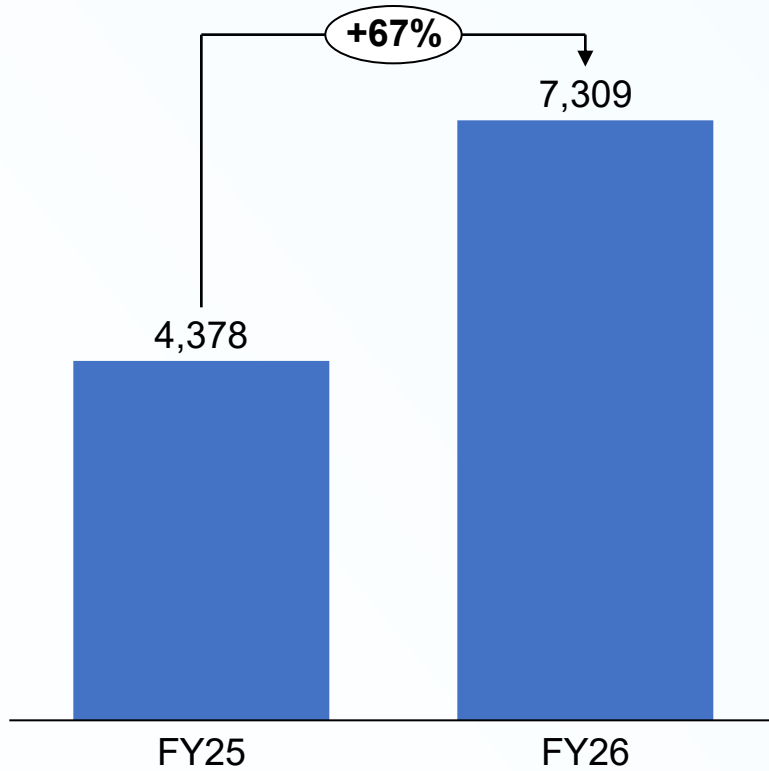
Revenues* (INR Cr.)



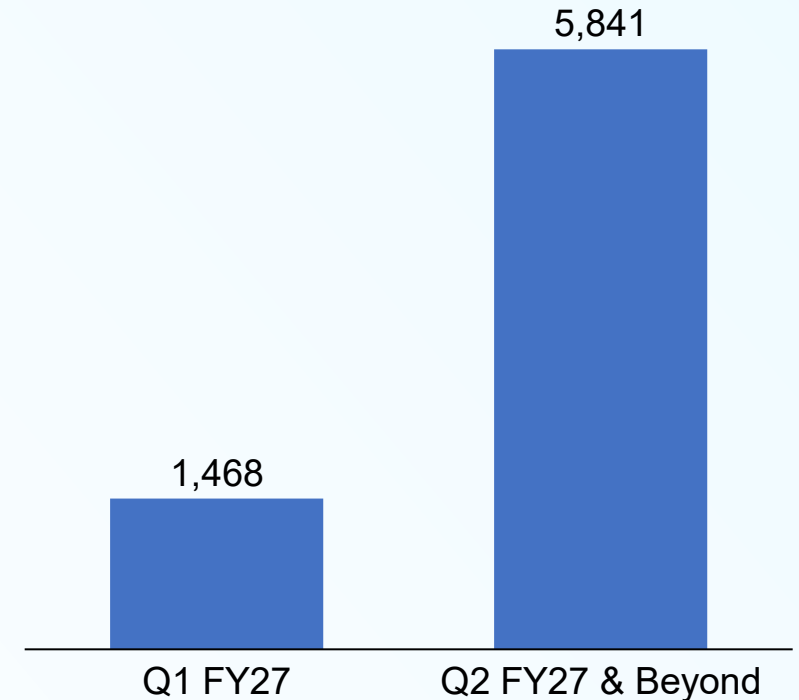
Order book highlights



Open order book (INR Cr.)



Order book spread (INR Cr.)



Consolidated financials: Abridged version



P&L (INR Cr.)	Q4 FY25	Q3 FY26	Q4 FY26	FY25	FY26
Revenue*	1,052	1,257	1,441	3,996	4,745
EBITDA*	146	129	218	452	628
EBITDA %	13.9%	10.3%	15.1%	11.3%	13.2%
Depreciation	(79)	(79)	(77)	(316)	(313)
EBIT*	67	50	141	136	315
Finance Costs	(65)	(56)	(63)	(241)	(224)
Exceptional Items	-	(15)	31	-	16
PBT* (Before share of Associates and JV)	2	(21)	109	(105)	107
Tax	3	4	(50)	33	(51)
Net Profit* (After minority Interest & share of JV)	5	(17)	59	(72)	56
Profit (loss) from discontinued operations	(45)	-	-	(51)	-
Net Profit	(40)	(17)	59	(123)	56

Key Updates (Q4FY26)

- Net Debt stands at **1,128 Cr#**
- Net Debt to Equity ratio stands at **0.5**
- Net Debt to EBITDA at **1.3x**

FY27 Target

- Net Debt-to-EBITDA : <1.2x

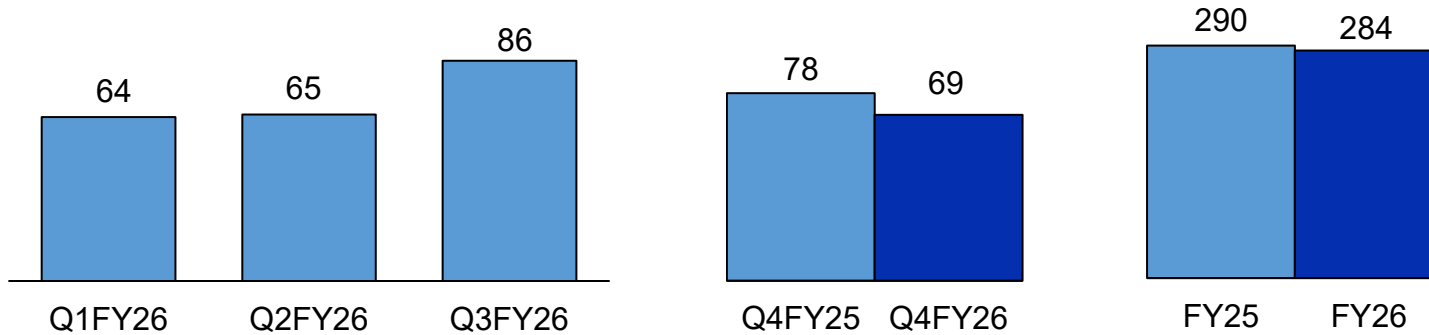
*From Continued operations

#Excludes 372 Crs of restricted cash allocated for a legal matter related to the US entity

STL Digital : business & financial highlights

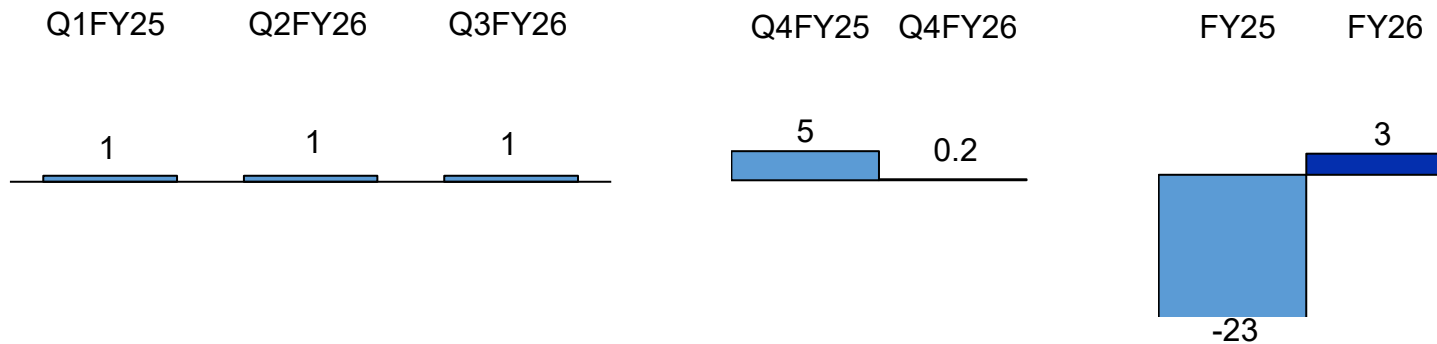


Revenue* (INR Cr.)



Q4 FY26 Revenue at INR 69 Cr
FY26 revenue at INR 284 Cr

EBITDA*(INR Cr.)



Q4 FY26 EBITDA at INR 0.2 Cr
FY26 EBITDA at INR 3 Cr

- EBITDA turned positive on a full-year basis, marking a significant improvement over FY25

- Added **1 new logo in Q4**, – a UK-based Personal Healthcare company, where we will provide Data Engineering, Power BI & Technical Product management services
- With 9 new customer logos added in FY26, our **current customer count is 35**

Transforming lives through social responsibility initiatives



RoboEdge: 3 Prizes in the International Robotex Championship 2025 in Estonia. Empowering students with NextGen skills & focus on Robotics. Covered 12 schools and benefitted 10,000 students



Jeewan Jyoti: Empowering underprivileged women by training them in vocational skills. Benefitted 6,400+ women.



4523 kWp Solar Panels Installed across plants to reduce Carbon Footprint | Afforestation and water replenishment efforts with 53 villages creating 100 water structures, replenishing 2.69 Mn m3 of water in Maharashtra. Planting & maintaining 4+ Lakh saplings.



Swashthya Suraksha: Hybrid healthcare programs across Aurangabad, Gadchiroli and Nandurbar, impacting 27 lakh lives. Recognition as Best Rural Healthcare Initiative of the Year - 2025 at Indian Social Impact Awards.

Committed to net-zero emissions by 2030

Synergy “A” Rating



ENVIRONMENTALLY SUSTAINABLE

Eco-labelled products

282,000+ MT

Waste diverted from landfills (FY19 – Q4FY26)

44,000+ tCO₂e

Reduced through energy efficiency initiatives (FY21 – Q4FY26)

11,25,000+ m³

of water recycled (FY19 – Q4FY26)

36.04%

Procurement (by value) done locally (FY26)

Collaborated with Hygenco for supply of Green Hydrogen



SOCIALLY RESPONSIBLE

Committed to the UN SDGs¹

16

Aligned with 16 of the 17 SDGs

920,000+

Lives benefitted through STL's ed-tech & women empowerment programmes (FY19 – Q4FY26)

2.7 mn+

Lives benefitted through STL's healthcare programmes (FY19 – Q4FY26)

4,523 kWp

Solar panels installed; reducing carbon footprint



GOVERNED WITH CARE

Strong internal governance

Two of the Big Four

as statutory & internal auditors

Executive and Management committees in place

100+ ESG awards won (FY19 – Q4FY26)

STL becomes world's first optical manufacturer to be zero liquid discharge certified & zero waste to landfill certified

Summary focus areas



Drive technology and cost leadership

Increase sales in focus markets

Increase OFC market share and attach rate

Scaling enterprise & data centre business

Play a crucial role of a connectivity company in building global Digital Infrastructure

A large, out-of-focus audience of people sitting in a room, with many of their hands raised in the air. The scene is dimly lit with a blue tint, suggesting a conference or seminar setting.

Lets answer your queries!



beyond tomorrow

Registered Office

Godrej Millenium, 9,
Koregaon Road, Pune
Maharashtra
Phone: +91 2030514000.

Rahul Darak

Head - Investor Relations,
Sterlite Technologies
Limited
email: investor@stl.tech

Price Waterhouse Chartered Accountants LLP

INDEPENDENT AUDITOR'S REPORT

To the Board of Directors of Sterlite Technologies Limited

Report on the Audit of Standalone Financial Results

Opinion

1. We have audited the accompanying standalone annual financial results of Sterlite Technologies Limited (the "Company") for the year ended March 31, 2026, and the standalone Balance Sheet as on that date and the standalone statement of cash flows for the year ended on that date, attached herewith, which are included in the accompanying 'Standalone Financial Results for the quarter and year ended March 31, 2026, (together referred to as the "standalone financial results")' being submitted by the Company pursuant to the requirement of Regulation 33 and Regulation 52 read with Regulation 63(2) of the SEBI (Listing Obligations and Disclosure Requirements) Regulations, 2015, as amended (the "Listing Regulations") which has been initialled by us only for identification purposes.
2. In our opinion and to the best of our information and according to the explanations given to us, the standalone financial results:
 - (i) are presented in accordance with the requirements of Regulation 33 and Regulation 52 read with Regulation 63(2) of the Listing Regulations in this regard; and
 - (ii) give a true and fair view in conformity with the recognition and measurement principles laid down in the applicable Indian Accounting Standards prescribed under Section 133 of the Companies Act, 2013 (the "Act") and other accounting principles generally accepted in India, of net profit and other comprehensive loss and other financial information of the Company for the year ended March 31, 2026 and the standalone balance sheet and the standalone statement of cash flows as at and for the year ended on that date.

Basis for Opinion

3. We conducted our audit in accordance with the Standards on Auditing (SAs) specified under Section 143(10) of the Act and other applicable authoritative pronouncements issued by the Institute of Chartered Accountants of India. Our responsibilities under those Standards are further described in the 'Auditor's Responsibilities for the Audit of the Standalone Financial Results' section of our report. We are independent of the Company in accordance with the Code of Ethics issued by the Institute of Chartered Accountants of India together with the ethical requirements that are relevant to our audit of the financial statements under the provisions of the Act and the Rules thereunder, and we have fulfilled our other ethical responsibilities in accordance with these requirements and the Code of Ethics. We believe that the audit evidence obtained by us is sufficient and appropriate to provide a basis for our opinion.

Emphasis of Matter

4. We draw attention to Note 7 of the standalone financial results, which describes the status of a litigation against Sterlite Technologies Inc, USA, a subsidiary incorporated outside India, by another USA based entity. Management is pursuing legal remedies and has filed an appeal with the United States Court of Appeals for the Fourth Circuit, and the possible financial impact of the litigation is currently not determinable. Our opinion is not modified in respect of this matter.

Price Waterhouse Chartered Accountants LLP, 7th & 8th Floor, Nesco IT Park, Building No 3, Western Express Highway
Goregaon East, Mumbai - 400 063
T: +91 (22) 61197810

Registered office and Head office: 11-A, Vishnu Digamber Marg, Suchela Bhawan, New Delhi - 110002

Price Waterhouse (a Partnership Firm) converted into Price Waterhouse Chartered Accountants LLP (a Limited Liability Partnership with LLP identity no: LLPIN AAC-5001) with effect from July 25, 2014. Post its conversion to Price Waterhouse Chartered Accountants LLP, its ICAI registration number is 012754N/N500016 (ICAI registration number before conversion was 012754N)



Price Waterhouse Chartered Accountants LLP

INDEPENDENT AUDITOR'S REPORT

To the Board of Directors of Sterlite Technologies Limited

Report on the Standalone Financial Results

Page 2 of 3

Board of Directors' Responsibilities for the Standalone Financial Results

5. These standalone financial results have been prepared on the basis of the standalone annual financial statements. The Company's Board of Directors are responsible for the preparation and presentation of these standalone financial results that give a true and fair view of the net profit and other comprehensive loss and other financial information of the Company and the standalone balance sheet and the standalone statement of cash flows in accordance with the recognition and measurement principles laid down in the Indian Accounting Standards prescribed under Section 133 of the Act read with relevant rules issued thereunder and other accounting principles generally accepted in India and in compliance with Regulation 33 and Regulation 52 read with Regulation 63(2) of the Listing Regulations. The Board of Directors of the Company are responsible for maintenance of adequate accounting records in accordance with the provisions of the Act for safeguarding of the assets of the Company and for preventing and detecting frauds and other irregularities; selection and application of appropriate accounting policies; making judgments and estimates that are reasonable and prudent; and the design, implementation and maintenance of adequate internal financial controls, that were operating effectively for ensuring accuracy and completeness of the accounting records, relevant to the preparation and presentation of the standalone financial statements that give a true and fair view and are free from material misstatement, whether due to fraud or error, which have been used for the purpose of preparation of the standalone financial results by the Directors of the Company, as aforesaid.
6. In preparing the standalone financial results, the Board of Directors of the Company are responsible for assessing the ability of the Company to continue as a going concern, disclosing, as applicable, matters related to going concern and using the going concern basis of accounting unless the Board of Directors either intends to liquidate the Company or to cease operations, or has no realistic alternative but to do so.
7. The Board of Directors of the Company are responsible for overseeing the financial reporting process of the Company.

Auditor's Responsibilities for the Audit of the Standalone Financial Results

8. Our objectives are to obtain reasonable assurance about whether the standalone financial results as a whole are free from material misstatement, whether due to fraud or error, and to issue an auditor's report that includes our opinion. Reasonable assurance is a high level of assurance, but is not a guarantee that an audit conducted in accordance with SAs will always detect a material misstatement when it exists. Misstatements can arise from fraud or error and are considered material if, individually or in the aggregate, they could reasonably be expected to influence the economic decisions of users taken on the basis of these standalone financial results.
9. As part of an audit in accordance with SAs, we exercise professional judgment and maintain professional scepticism throughout the audit. We also:
 - Identify and assess the risks of material misstatement of the standalone financial results, whether due to fraud or error, design and perform audit procedures responsive to those risks, and obtain audit evidence that is sufficient and appropriate to provide a basis for our opinion. The risk of not detecting a material misstatement resulting from fraud is higher than for one resulting from error, as fraud may involve collusion, forgery, intentional omissions, misrepresentations, or the override of internal control.
 - Obtain an understanding of internal control relevant to the audit in order to design audit procedures that are appropriate in the circumstances. Under Section 143(3)(i) of the Act, we are also responsible for expressing our opinion on whether the company has adequate



Price Waterhouse Chartered Accountants LLP

INDEPENDENT AUDITOR'S REPORT

To the Board of Directors of Sterlite Technologies Limited

Report on the Standalone Financial Results

Page 3 of 3

- internal financial controls with reference to financial statements in place and the operating effectiveness of such controls.
- Evaluate the appropriateness of accounting policies used and the reasonableness of accounting estimates and related disclosures made by the Board of Directors.
 - Conclude on the appropriateness of the Board of Directors use of the going concern basis of accounting and, based on the audit evidence obtained, whether a material uncertainty exists related to events or conditions that may cast significant doubt on the ability of the Company to continue as a going concern. If we conclude that a material uncertainty exists, we are required to draw attention in our auditor's report to the related disclosures in the standalone financial results or, if such disclosures are inadequate, to modify our opinion. Our conclusions are based on the audit evidence obtained up to the date of our auditor's report. However, future events or conditions may cause the Company to cease to continue as a going concern.
 - Evaluate the overall presentation, structure and content of the standalone financial results, including the disclosures, and whether the standalone financial results represent the underlying transactions and events in a manner that achieves fair presentation.
10. We communicate with those charged with governance of the Company regarding, among other matters, the planned scope and timing of the audit and significant audit findings, including any significant deficiencies in internal control that we identify during our audit.
11. We also provide those charged with governance with a statement that we have complied with relevant ethical requirements regarding independence, and to communicate with them all relationships and other matters that may reasonably be thought to bear on our independence, and where applicable, related safeguards.

Other Matter

12. The standalone financial results include the results for the quarter ended March 31, 2026, being the balancing figures between the audited figures in respect of the full financial year and the published unaudited year to date figures up to the third quarter of the current financial year, which were subject to limited review by us.

For Price Waterhouse Chartered Accountants LLP

Firm Registration Number: 012754N/N500016



Sachin Parekh

Partner

Membership Number: 107038

UDIN: 26107038DTFPKN6688

Mumbai

April 29, 2026

Price Waterhouse Chartered Accountants LLP

INDEPENDENT AUDITOR'S REPORT

To the Board of Directors of Sterlite Technologies Limited

Report on the Audit of Consolidated Financial Results

Opinion

1. We have audited the accompanying consolidated annual financial results of Sterlite Technologies Limited (the "Holding Company") and its subsidiaries (Holding Company and its subsidiaries together referred to as "the Group"), for the year ended March 31, 2026, and the consolidated Balance Sheet as on that date and the consolidated statement of cash flows for the year ended on that date, attached herewith, which are included in the accompanying 'Consolidated Financial Results for the quarter and year ended March 31, 2026', (together referred to as the "consolidated financial results") being submitted by the Holding Company pursuant to the requirement of Regulation 33 and Regulation 52 read with Regulation 63(2) of the SEBI (Listing Obligations and Disclosure Requirements) Regulations, 2015, as amended (the "Listing Regulations") which has been initialled by us only for identification purposes.
2. In our opinion and to the best of our information and according to the explanations given to us and based on the consideration of reports of other auditors on separate audited financial information of the subsidiaries, the aforesaid consolidated financial results:
(i) include the annual financial results of the Holding Company and the following entities:

Sr. No.	Name of the entity	Relationship
1	Sterlite Global Ventures (Mauritius) Limited	Subsidiary
2	Speedon Network Limited	Subsidiary
3	Elitecore Technologies SDN BHD. (Malaysia)	Subsidiary
4	Sterlite (Shanghai) Trading Company Limited	Subsidiary
5	Sterlite Tech Holding Inc. (USA)	Subsidiary
6	Metallurgica Bresciana S.p.A*	Subsidiary
7	STL Digital Limited	Subsidiary
8	Sterlite Tech Cables Solutions Limited	Subsidiary
9	PT Sterlite Technologies Indonesia (dissolved w.e.f February 12, 2026)	Subsidiary
10	Sterlite Technologies Pty. Ltd	Subsidiary
11	Sterlite Technologies DMCC	Subsidiary
12	STL Tech Solutions Limited, UK	Subsidiary
13	Jiangsu Sterlite Fiber Technology Co. Ltd.	Step down subsidiary
14	Elitecore Technologies (Mauritius) Limited	Step down subsidiary
15	Sterlite Technologies Inc. (South Carolina)	Step down subsidiary



Price Waterhouse Chartered Accountants LLP, 7th & 8th Floor, Nesco IT Park, Building No 3, Western Express Highway
Goregaon East, Mumbai - 400 063
T: +91 (22) 61197810

Registered office and Head office: 11-A, Vishnu Digamber Marg, Sucheta Bhawan, New Delhi - 110002

Price Waterhouse (a Partnership Firm) converted into Price Waterhouse Chartered Accountants LLP (a Limited Liability Partnership with LLP Identity no: LLPIN AAC-5001) with effect from July 25, 2014. Post its conversion to Price Waterhouse Chartered Accountants LLP, its ICAI registration number is 012754N/N500016 (ICAI registration number before conversion was 012754N)

Price Waterhouse Chartered Accountants LLP

INDEPENDENT AUDITOR'S REPORT

To the Board of Directors of Sterlite Technologies Limited

Report on the Consolidated Financial Results

Page 2 of 5

Sr. No.	Name of the entity	Relationship
16	Optotec S.p.A.	Step down subsidiary
17	Optotec International S.A.	Step down subsidiary
18	STL Digital Inc. (USA)	Step down subsidiary
19	STL Optical Connectivity NA, LLC	Step down subsidiary
20	STL Solutions Germany GmbH	Step down subsidiary
21	STL Digital UK Limited	Step down subsidiary

* STL Optical Interconnect S.p.A. merged with Metallurgica Bresciana S.p.A effective March 31, 2026 with appointed date of April 1, 2025.

- (ii) are presented in accordance with the requirements of Regulation 33 and Regulation 52 read with Regulation 63(2) of the Listing Regulations in this regard; and
- (iii) give a true and fair view in conformity with the recognition and measurement principles laid down in the applicable Indian Accounting Standards prescribed under Section 133 of the Companies Act, 2013 (the "Act") and other accounting principles generally accepted in India, of net profit and other comprehensive income and other financial information of the Group for the year ended March 31, 2026 and the consolidated balance sheet and the consolidated statement of cash flows as at and for the year ended on that date.

Basis for Opinion

3. We conducted our audit in accordance with the Standards on Auditing (SAs) specified under Section 143(10) of the Act and other applicable authoritative pronouncements issued by the Institute of Chartered Accountants of India. Our responsibilities under those Standards are further described in the 'Auditor's Responsibilities for the Audit of the Consolidated Financial Results' section of our report. We are independent of the Group in accordance with the Code of Ethics issued by the Institute of Chartered Accountants of India together with the ethical requirements that are relevant to our audit of the financial statements under the provisions of the Act and the Rules thereunder, and we have fulfilled our other ethical responsibilities in accordance with these requirements and the Code of Ethics. We believe that the audit evidence obtained by us and other auditors in terms of their reports referred to in "Other Matter" paragraph below, is sufficient and appropriate to provide a basis for our opinion.

Emphasis of Matter

4. We draw attention to Note 6 of the consolidated financial results, which describes the status of a litigation against Sterlite Technologies Inc, USA, a subsidiary incorporated outside India, by another USA based entity. Management is pursuing legal remedies and has filed an appeal with the United States Court of Appeals for the Fourth Circuit, and the possible financial impact of the litigation is currently not determinable. Our opinion is not modified in respect of this matter.



Price Waterhouse Chartered Accountants LLP

INDEPENDENT AUDITOR'S REPORT

To the Board of Directors of Sterlite Technologies Limited

Report on the Consolidated Financial Results


Page 3 of 5

Board of Directors' Responsibilities for the Consolidated Financial Results

5. These Consolidated financial results have been prepared on the basis of the consolidated annual financial statements. The Holding Company's Board of Directors are responsible for the preparation and presentation of these consolidated financial results that give a true and fair view of the net profit and other comprehensive income and other financial information of the Group and the consolidated balance sheet and the consolidated statement of cash flows in accordance with the recognition and measurement principles laid down in the Indian Accounting Standards prescribed under Section 133 of the Act read with relevant rules issued thereunder and other accounting principles generally accepted in India and in compliance with Regulation 33 and Regulation 52 read with Regulation 63(2) of the Listing Regulations. The respective Board of Directors of the companies included in the Group are responsible for maintenance of adequate accounting records in accordance with the provisions of the Act for safeguarding of the assets of the Group and for preventing and detecting frauds and other irregularities; selection and application of appropriate accounting policies; making judgments and estimates that are reasonable and prudent; and the design, implementation and maintenance of adequate internal financial controls, that were operating effectively for ensuring accuracy and completeness of the accounting records, relevant to the preparation and presentation of the consolidated financial statements that give a true and fair view and are free from material misstatement, whether due to fraud or error, which have been used for the purpose of preparation of the consolidated financial results by the Directors of the Holding Company, as aforesaid.
6. In preparing the consolidated financial results, the respective Board of Directors of the companies included in the Group are responsible for assessing the ability of the Group to continue as a going concern, disclosing, as applicable, matters related to going concern and using the going concern basis of accounting unless the respective Board of Directors either intends to liquidate the Group or to cease operations, or has no realistic alternative but to do so.
7. The respective Board of Directors of the companies included in the Group are responsible for overseeing the financial reporting process of the Group.

Auditor's Responsibilities for the Audit of the Consolidated Financial Results

8. Our objectives are to obtain reasonable assurance about whether the consolidated financial results as a whole are free from material misstatement, whether due to fraud or error, and to issue an auditor's report that includes our opinion. Reasonable assurance is a high level of assurance, but is not a guarantee that an audit conducted in accordance with SAs will always detect a material misstatement when it exists. Misstatements can arise from fraud or error and are considered material if, individually or in the aggregate, they could reasonably be expected to influence the economic decisions of users taken on the basis of these consolidated financial results.
9. As part of an audit in accordance with SAs, we exercise professional judgment and maintain professional scepticism throughout the audit. We also:
 - Identify and assess the risks of material misstatement of the consolidated financial results, whether due to fraud or error, design and perform audit procedures responsive to those risks, and obtain audit evidence that is sufficient and appropriate to provide a basis for our opinion. The risk of not detecting a material misstatement resulting from fraud is higher than for one resulting from error, as fraud may involve collusion, forgery, intentional omissions, misrepresentations, or the override of internal control.



Price Waterhouse Chartered Accountants LLP

INDEPENDENT AUDITOR'S REPORT

To the Board of Directors of Sterlite Technologies Limited

Report on the Consolidated Financial Results

Page 4 of 5

- Obtain an understanding of internal control relevant to the audit in order to design audit procedures that are appropriate in the circumstances. Under Section 143(3)(i) of the Act, we are also responsible for expressing our opinion on whether the Group has adequate internal financial controls with reference to financial statements in place and the operating effectiveness of such controls.
 - Evaluate the appropriateness of accounting policies used and the reasonableness of accounting estimates and related disclosures made by the Board of Directors.
 - Conclude on the appropriateness of the Board of Directors use of the going concern basis of accounting and, based on the audit evidence obtained, whether a material uncertainty exists related to events or conditions that may cast significant doubt on the ability of the Group to continue as a going concern. If we conclude that a material uncertainty exists, we are required to draw attention in our auditor's report to the related disclosures in the consolidated financial results or, if such disclosures are inadequate, to modify our opinion. Our conclusions are based on the audit evidence obtained up to the date of our auditor's report. However, future events or conditions may cause the Group to cease to continue as a going concern.
 - Evaluate the overall presentation, structure and content of the consolidated financial results, including the disclosures, and whether the consolidated financial results represent the underlying transactions and events in a manner that achieves fair presentation.
 - Obtain sufficient appropriate audit evidence regarding the financial results of the entities within the Group to express an opinion on the Consolidated Financial Results. We are responsible for the direction, supervision and performance of the audit of financial information of such entities included in the consolidated financial results of which we are the independent auditors. For the other entities included in the consolidated financial results, which have been audited by other auditors, such other auditors remain responsible for the direction, supervision and performance of the audits carried out by them. We remain solely responsible for our audit opinion.
10. We communicate with those charged with governance of the Holding Company and such other entities included in the consolidated financial results of which we are the independent auditors regarding, among other matters, the planned scope and timing of the audit and significant audit findings, including any significant deficiencies in internal control that we identify during our audit.
11. We also provide those charged with governance with a statement that we have complied with relevant ethical requirements regarding independence, and to communicate with them all relationships and other matters that may reasonably be thought to bear on our independence, and where applicable, related safeguards.
12. We also performed procedures in accordance with the circular issued by the SEBI under Regulation 33(8) of the Listing Regulations, as amended, to the extent applicable.

Other Matter

13. The financial information of four subsidiaries included in the consolidated financial results, reflect total assets of Rs. 1,435 crores and net assets of Rs. 690 crores as at March 31, 2026, total revenues of Rs. 1,337 crore, total net profit after tax of Rs. 99 crores, and total comprehensive income of Rs. 99 crores for the year ended March 31, 2026, and cash outflows (net) of Rs. 37 crores for the year ended March 31, 2026, as considered in the consolidated financial results. The financial information of these subsidiaries have been audited by other auditors whose reports have been furnished to us by the other auditors and our opinion on the consolidated financial



Price Waterhouse Chartered Accountants LLP

INDEPENDENT AUDITOR'S REPORT

To the Board of Directors of Sterlite Technologies Limited

Report on the Consolidated Financial Results

Page 5 of 5

results, in so far as it relates to the amounts and disclosures included in respect of these subsidiaries, is based on the reports of the other auditors and the procedures performed by us as stated in paragraph 12 above.

14. The consolidated financial results include the unaudited financial information of fourteen subsidiaries, whose financial information reflect total assets of Rs. 1,279 crores and net assets of Rs. 362 crores as at March 31, 2026, total revenue of Rs. 267 crores, total net loss after tax of Rs. 8 crores, and total comprehensive loss of Rs. 8 crores for the year ended March 31, 2026, and cash inflows (net) of Rs. 3 crores for the year ended March 31, 2026, as considered in the consolidated financial results. The financial information of these subsidiaries are unaudited and have been furnished to us by the Management and our opinion on the consolidated financial results, in so far as it relates to the amounts and disclosures included in respect of these subsidiaries, is based solely on such unaudited financial information. In our opinion and according to the information and explanations given to us by the Management, these financial information are not material to the Group.

Our opinion on the Consolidated Financial Results is not modified in respect of the above matters with respect to our reliance on the work done and the reports of the other auditors and the financial information certified by the Board of Directors.

15. The consolidated financial results include the results for the quarter ended March 31, 2026, being the balancing figures between the audited figures in respect of the full financial year and the published unaudited year to date figures up to the third quarter of the current financial year, which were subject to limited review by us.

For Price Waterhouse Chartered Accountants LLP

Firm Registration Number: 012754N/N500016



Sachin Parekh

Partner

Membership Number: 107038

UDIN: 26107038MJNFFU8361

Mumbai

April 29, 2026

STERLITE TECHNOLOGIES LIMITED
(CIN : L31300PN2000PLC202408)
CONSOLIDATED FINANCIAL RESULTS FOR THE QUARTER AND YEAR ENDED MARCH 31, 2026



(₹ in crores except earnings per share)

Particulars	Quarter ended			Year ended	
	March 26 (Unaudited)	December 25 (Unaudited)	March 25 (Unaudited)	March 26 (Audited)	March 25 (Audited)
From Continuing Operations					
Revenue from operations	1,441	1,257	1,052	4,745	3,996
Other income	23	9	21	59	36
Total income	1,464	1,266	1,073	4,804	4,032
Total expenditure	1,246	1,137	927	4,176	3,580
Cost of raw materials and components consumed	651	711	502	2,461	1,957
Purchase of stock-in-trade	0	0	0	0	0
(Increase) / decrease in inventories of finished goods, work in progress and stock-in-trade	68	(55)	71	(76)	44
Employee benefits expense	178	169	142	659	610
Net impairment losses on financial and contract assets	17	-	6	17	6
Other expenses	332	312	206	1,115	963
Earnings before exceptional item, interest, tax, depreciation and amortisation (EBITDA from continuing operations)	218	129	146	628	452
Finance costs	63	56	65	224	241
Depreciation and amortisation expense	77	79	79	313	316
Profit/(loss) before exceptional item and tax from continuing operations	78	(6)	2	91	(105)
Exceptional items (Refer note 9)	31	(15)	-	16	-
Profit/(loss) before tax from continuing operations	109	(21)	2	107	(105)
Tax expense/(credit):					
Current tax	5	7	22	32	33
Deferred tax (Refer note 10)	45	(11)	(25)	19	(66)
Net profit/(loss) after tax from continuing operations	59	(17)	5	56	(72)
Profit/(loss) from discontinued operations (net of tax) (refer note 5)	-	-	(45)	-	(51)
Net profit/(loss) for the period / year	59	(17)	(40)	56	(123)
i) Other comprehensive income/(loss) from continuing operations					
A. i) Items that will be reclassified to profit or loss	20	29	15	90	21
ii) Income tax relating to these items	2	(4)	2	(1)	0
B. i) Items that will not be reclassified to profit or loss	4	-	(2)	6	(2)
ii) Income tax relating to these items	(1)	-	0	(2)	(0)
ii) Other comprehensive income/(loss) from discontinued operations					
A. i) Items that will be reclassified to profit or loss	-	-	(1)	-	0
ii) Income tax relating to these items	-	-	0	-	-
B. i) Items that will not be reclassified to profit or loss	-	-	0	-	1
ii) Income tax relating to these items	-	-	(0)	-	(0)
Total other comprehensive income / (loss) for the period / year	25	19	14	93	20
Total comprehensive income / (loss) for the period / year	84	2	(26)	149	(103)
Net profit/(loss) attributable to:					
Owners of the company	59	(17)	(40)	56	(123)
Other comprehensive Income / (loss) attributable to:					
Owners of the company	25	19	14	93	20
Total comprehensive income / (loss) attributable to:					
Owners of the company	84	2	(26)	149	(103)
Paid-up equity share capital (face value of ₹ 2 per share fully paid-up)	98	98	98	98	98
Other Equity				2,170	1,892
Earnings per equity share (EPS) (not annualised)					
Basic EPS - from continuing operations (₹)	1.21	(0.35)	0.10	1.15	(1.48)
Diluted EPS - from continuing operations (₹)	1.17	(0.35)	0.10	1.11	(1.48)
Basic EPS - from discontinued operations (₹)	-	-	(0.94)	-	(1.06)
Diluted EPS - from discontinued operations (₹)	-	-	(0.94)	-	(1.06)
Basic EPS - from continuing and discontinued operations (₹)	1.21	(0.35)	(0.84)	1.15	(2.54)
Diluted EPS - from continuing and discontinued operations (₹)	1.17	(0.35)	(0.84)	1.11	(2.54)

Amount appearing as "0" is below rounding off norm followed by the Company.



CONSOLIDATED SEGMENT-WISE REVENUE, RESULTS, ASSETS AND LIABILITIES FOR THE QUARTER AND YEAR ENDED MARCH 31, 2026

The Group's continuing operations primarily relate to manufacturing and supply of telecom products and providing digital and technology solutions. The segment information is provided to and reviewed by Chief Operating Decision Maker (CODM). The Group's segments consist of :

1. Optical networking business - Design and Manufacturing of optical fibre, cables and optical Interconnect products
2. Digital and technology solutions - Enabling digital transformation of telcos and enterprises.

During the previous year, the composition of the segments was changed due to operations discontinued in the previous year (refer note 5). The segment information reviewed by the CODM does not include discontinued operations.

(₹ in crores)

Particulars	Quarter ended			Year ended	
	March 26 (Unaudited)	December 25 (Unaudited)	March 25 (Unaudited)	March 26 (Audited)	March 25 (Audited)
1. Segment revenue					
Optical networking business	1,378	1,174	979	4,486	3,741
Digital and technology solutions	69	86	78	284	290
Inter segment elimination	(6)	(3)	(5)	(25)	(35)
Revenue from continuing operations	1,441	1,257	1,052	4,745	3,996
2. Segment Results (EBITDA)					
Optical networking business	202	131	125	606	464
Digital and technology solutions	0	1	5	3	(23)
Total segment results	202	132	130	609	441
Net unallocated income	16	(3)	16	19	11
Total EBITDA from continuing operations	218	129	146	628	452
Finance cost	63	56	65	224	241
Depreciation and amortisation expense	77	79	79	313	316
Profit/(loss) before exceptional item and tax from continuing operations	78	(6)	2	91	(105)
Exceptional items (Refer note 9)	31	(15)	-	16	-
Profit/(Loss) before tax from continuing operations	109	(21)	2	107	(105)
3. Segment assets					
Optical networking business	5,399	4,767	4,486	5,399	4,486
Digital and technology solutions	185	173	170	185	170
Total segment assets	5,584	4,940	4,656	5,584	4,656
Inter segment elimination	(2)	(2)	(60)	(2)	(60)
Unallocated assets	764	1,268	924	764	924
Total assets	6,346	6,206	5,520	6,346	5,520
4. Segment Liabilities					
Optical networking business	1,969	1,633	1,362	1,969	1,362
Digital and technology solutions	195	182	153	195	153
Total segment liabilities	2,164	1,815	1,515	2,164	1,515
Inter segment elimination	(2)	(2)	(60)	(2)	(60)
Unallocated liabilities	1,916	2,336	2,075	1,916	2,075
Total liabilities	4,078	4,149	3,530	4,078	3,530



Signature




STERLITE TECHNOLOGIES LIMITED
(CIN : L31300PN2000PLC202408)
CONSOLIDATED BALANCE SHEET AS AT MARCH 31, 2026

STL

(₹ in crores)

Particulars	31 March 2026	31 March 2025
	(Audited)	(Audited)
Assets		
I. Non-current assets		
(a) Property plant & equipment	2,693	2,668
(b) Capital work-in-progress	19	23
(c) Investment Property	3	3
(d) Goodwill	194	166
(e) Other intangible assets	81	91
(f) Deferred tax assets (net)	97	146
(g) Financial assets		
(i) Investments	463	90
(ii) Other non-current financial assets	31	9
(h) Non-current tax assets (net)	54	31
(i) Other non-current assets	48	8
Total non-current assets	3,683	3,235
II. Current assets		
(a) Inventories	906	736
(b) Financial assets		
(i) Investments	4	-
(ii) Trade receivables	1,066	826
(iii) Cash and cash equivalents	298	396
(iv) Other bank balances	25	72
(v) Loans	23	0
(vi) Other current financial assets	115	81
(c) Contract assets	27	33
(d) Other current assets	199	141
Total current assets	2,663	2,285
Total assets	6,346	5,520
Equity and liabilities		
Equity		
Equity share capital	98	98
Other equity	2,170	1,892
Total equity	2,268	1,990
Liabilities		
I. Non-current liabilities		
(a) Financial liabilities		
(i) Borrowings	1,155	837
(ii) Lease liabilities	94	86
(iii) Other non-current financial liabilities	13	10
(b) Employee benefit obligations	38	14
(c) Provisions	-	0
(d) Deferred tax liabilities (net)	58	74
Total non-current liabilities	1,358	1,021
II. Current liabilities		
(a) Financial liabilities		
(i) Borrowings	672	981
(ii) Lease liabilities	21	22
(iii) Advances under advance payment and sales agreement (APSA)	167	181
(iv) Acceptances	271	305
(v) Trade payables		
(A) total outstanding dues of micro and small enterprises	33	58
(B) total outstanding dues of creditors other than micro and small enterprises	1,032	665
(vi) Other current financial liabilities	189	86
(b) Contract liabilities	193	13
(c) Other current liabilities	106	97
(d) Employee benefit obligations	31	48
(e) Provisions	0	41
(f) Current tax liabilities (Net)	5	12
Total current liabilities	2,720	2,509
Total liabilities	4,078	3,530
Total equity & liabilities	6,346	5,520

Amount appearing as "0" is below rounding off norm followed by the Company.




STERLITE TECHNOLOGIES LIMITED
(CIN : L31300PN2000PLC202408)
CONSOLIDATED STATEMENT OF CASH FLOWS FOR THE YEAR ENDED MARCH 31, 2026

STL

(₹ in crores)

Particulars	Year ended 31 March 2026 (Audited)	Year ended 31 March 2025 (Audited)
A. Operating activities		
Profit/(Loss) before tax		
From continuing operations	107	(105)
From discontinued operations	-	(25)
	107	(130)
Adjustments to reconcile profit before tax to net cash flows		
Depreciation and Impairment of property, plant & equipment	294	303
Amortization and impairment of intangible assets	19	28
Reversal of Impairment loss	(31)	-
Impairment losses on financial and contract assets	17	6
Liabilities no longer required written back	(9)	-
(Profit) / loss on sale of property, plant and equipment (net)	(4)	(2)
Rental income	(0)	(0)
Dividend Income	(5)	-
Employee stock option expenses	5	0
Finance costs (including interest pertaining to Ind AS 116)	224	330
Gain / Loss on investment measured at FVTPL	(2)	(3)
Finance income (forming part of other income)	(13)	(8)
Unrealized exchange difference (net)	30	(3)
	525	651
Operating profit before working capital changes	632	521
Working capital adjustments:		
Increase / (decrease) in acceptances	(34)	73
Increase/(decrease) in trade payables	246	(334)
Increase/(decrease) in long-term provisions	(0)	(11)
Increase/(decrease) in short-term provisions	(41)	2
Increase/(decrease) in other current liabilities	3	74
Increase/(decrease) in contract liabilities	149	(61)
Increase/(decrease) in other current financial liabilities	22	(39)
Increase/(decrease) in other non-current financial liabilities	10	0
Increase/(decrease) in current employee benefit obligations	(20)	10
Increase/(decrease) in non-current employee benefit obligations	21	0
Decrease/(increase) in current trade receivable	(175)	(284)
Decrease/(increase) in inventories	(127)	54
Decrease/(increase) in other current financial assets	(23)	47
Decrease/(increase) in other non-current financial assets	(25)	(3)
Decrease/(increase) in other current assets	(55)	136
Decrease/(increase) in contract assets	6	165
Decrease/(increase) in other non-current assets	(10)	53
Changes in working capital	(53)	(118)
Cash generated from / (used in) operating activities	579	404
Income tax paid (net of refunds)	(59)	(56)
Net cash flow from / (used in) operating activities	520	348



(Handwritten signature)



STERLITE TECHNOLOGIES LIMITED
(CIN : L31300PN2000PLC202408)
CONSOLIDATED STATEMENT OF CASH FLOWS FOR THE YEAR ENDED MARCH 31, 2026

STU

(₹ in crores)

Particulars	Year ended 31 March 2026 (Audited)	Year ended 31 March 2025 (Audited)
B. Investing activities*		
Purchase of property, plant and equipments	(193)	(133)
Purchase of intangible assets	-	(4)
Proceeds from sale of property, plant and equipments	17	15
Purchase of current investments	(4)	-
Loans given to related parties	(23)	-
Proceeds from sale of current investment	-	36
Net movement in other bank balances	48	(9)
Earmarked Investments (Non-Current)	(372)	-
Dividend Income	5	-
Rental income	0	0
Interest received (finance income)	13	6
Gain on sale of investments recorded at FVTPL	2	-
Net cash flow / (used in) investing activities	(507)	(89)
C. Financing activities*		
Proceeds from long term borrowings	509	100
Repayment of long term borrowings	(196)	(278)
Proceeds/(repayment) from/of short term borrowings (net)	(329)	(439)
Proceeds from issue of shares (net of share issue expenses)	0	975
Interest paid (including interest pertaining to Ind AS 116)	(221)	(320)
Proceeds from issuance of convertible share warrants	125	-
Principal elements of leases payments	(21)	(34)
Net cash flow from / (used in) financing activities	(133)	4
*Non-cash financing and investing activities during the year pertain to acquisition / (derecognition) of right to use assets of ₹ 17 crores (31 March 2025 : ₹ 2 crores) and fair valuation gain / (loss) on investments through other comprehensive income of ₹ Nil (31 March 2025 : ₹ (3) crores).		
Net Increase/(decrease) in cash and cash equivalents	(120)	263
Foreign exchange relating to cash and cash equivalents of foreign operations	22	6
Cash and cash equivalents as at the beginning of year	396	339
Less: Cash and cash equivalents transferred pursuant to Scheme of Demerger (refer note 5)		(212)
Cash and cash equivalents as at the period end	298	396
Components of cash and cash equivalents:		
Balances with banks		
In current account	298	348
Deposit with original maturity of less than 3 months	-	48
Cash in hand	0	0
Total cash and cash equivalents	298	396
Notes:		
i) The above consolidated statement of cashflows is prepared as per indirect method in accordance with Ind-AS 7 on Statement of Cash Flows		
ii) In the previous year, the scheme of arrangement for demerger (referred in note 5) has been considered as non-cash item.		
Amount appearing as "0" is below rounding off norm followed by the Company		



(Handwritten Signature)



1. The aforesaid consolidated financial results of Sterlite Technologies Limited (the "Company") were reviewed by Audit Committee and subsequently approved by the Board of Directors at its meeting held on April 29, 2026. The Statutory auditors have carried out an audit of the consolidated results for the year ended March 31, 2026, and expressed an unmodified conclusion on the aforesaid results.

2. The above consolidated financial results has been prepared in accordance with the Companies (Indian Accounting Standards) Rules, 2015 (as amended) (Ind-AS) prescribed under section 133 of the Companies Act, 2013 and other recognised accounting practices and policies to the extent applicable.

3. During the year ended March 31, 2026, the Company allotted 2,11,452 equity shares of Rs. 2 each fully paid up, upon the exercise of Employee Stock Options. Post this allotment, the paid-up equity share capital of the Company stands increased from Rs. 98 crores divided into 487,921,086 equity shares of Rs. 2 each to Rs. 98 crores divided into 488,132,538 equity shares of Rs. 2 each.

4. Details of Secured, Redeemable, Non-Convertible Debentures as at March 31, 2026 are as follows:

Particulars	(Rs. in crores)					
	Previous Due Date #			Next Due Date		
	Principal	Interest	Next Principal Installment Date	Principal Amount	Interest Date	Interest Amount
9.50% Secured, Redeemable, Non-Convertible Debentures*	NA	March 25, 2026	March 24, 2028	72.50	March 25, 2027	24.65

Interest has been paid on the due dates.

*The listed Secured, Redeemable, Non-Convertible Debentures of the Company aggregating to Rs. 290 crores as on March 31, 2026, are secured by way of hypothecation on specified movable fixed assets at Shendra plant (project Gaurav) (both present and future)

The Company has maintained hundred percent security cover sufficient to discharge the principal amount of the said debentures in terms of Regulation 54 of the SEBI (Listing Obligations and Disclosure Requirements) Regulations, 2015, as amended. The Credit rating by CRISIL for Secured Redeemable Non-Convertible Debentures issued by the Company is "AA-" as on March 31, 2026

5. Pursuant to the Scheme of Arrangement for Demerger under Section 230 to 232 of The Companies Act, 2013 (the Scheme) having an appointed date of April 1, 2023, the Group demerged its Global Services Business (GSB) effective March 31, 2025 after obtaining necessary statutory approvals including from National Company Law Tribunal (NCLT). The Scheme was given effect to and accounted in compliance with the Scheme and Ind AS in the financial statements for the year ended March 31, 2025. Consequent to the above, the financial results of GSB for the year ended March 31, 2025 was presented as discontinued operations.

6. Prysmian Cables and Systems USA, LLC (Prysmian) filed a complaint in the U.S. District Court for the District of South Carolina, Columbia Division, against Stephen Szymanski, ("Szymanski") an employee of Sterlite Technologies Limited's (STL) U.S. subsidiary, Sterlite Technologies Inc. ("STI"), as well as against STI, alleging inter alia that Szymanski violated certain non-compete and confidentiality agreements with the Plaintiff and subsequently divulged such confidential information to STI, which Plaintiff further alleges provided STI with an unjust competitive advantage. Szymanski and STI asserted affirmative and meritorious defenses to the allegations. STL is not a party to this dispute neither are any claims being made against it.

On August 9, 2024, at the conclusion of the trial, which commenced on July 22, 2024, the Jury returned its verdict against Szymanski for \$ 0.2 million and against STI for an amount of \$ 96.5 million. On September 11, 2024, STI filed post-judgement motions requesting different types of post-trial relief. On August 29, 2025, the Court subsequently confirmed the verdict, with the total award amounting to \$ 101.25 million including attorneys' fees and costs of \$ 4.75 million.

STI believes the judgment is unsupported by the testimony and evidence presented at trial and has filed an appeal with the United States Court of Appeals for the Fourth Circuit and deposited a Bond of \$ 41.53 million. The ultimate financial implications, if any, cannot be ascertained at this stage.



Signature



STERILITE TECHNOLOGIES LIMITED

Notes to consolidated financial results :



7. The disclosures required as per the provisions of Regulation 52(4) and 54(2) of SEBI (Listing Obligations and Disclosure Requirements) Regulations, 2015, as amended, are given below:

Ratios	Quarter ended			Year ended	
	March 26 (Unaudited)	December 25 (Unaudited)	March 25 (Unaudited)	March 26 (Audited)	March 25 (Audited)
Debt equity ratio [(Total borrowings (including lease liabilities) (-) cash and cash equivalents (including unencumbered other bank balances) and current investments) / total equity]	0.71	0.87	0.73	0.71	0.73
Debt service coverage ratio (not annualised) [Profit before interest, depreciation, amortisation and after tax and exceptional items from continuing operations / (finance cost + principal long term loan repayment)]	0.63	0.36	1.28	0.96	0.85
Interest service coverage ratio (not annualised) (Profit before interest, depreciation, amortisation, tax and after exceptional items from continuing operations / finance cost)	2.68	2.09	2.29	2.51	2.01
Current ratio (Current assets / current liabilities)	0.98	1.00	0.91	0.98	0.91
Long term debt to working capital (Long term debt (Borrowings) / working capital)	6.82	4.13	30.21	6.82	30.21
Bad debt to accounts receivable ratio (for continuing operations) [(Bad debts + provision for doubtful debts) / trade receivables]	-	-	0.01	0.01	-
Current liability ratio (Current liabilities / total liabilities)	0.67	0.70	0.71	0.67	0.71
Total debt to total assets (Total debts (including lease liabilities) / total assets)	0.31	0.36	0.35	0.31	0.35
Asset coverage ratio - NCD 8.50% (Written down value of secured asset mortgaged, hypothecated / outstanding amount of borrowing)	1.84	2.65	2.86	1.84	2.86
Asset coverage ratio - NCD 9.35% (Written down value of secured asset mortgaged, hypothecated / outstanding amount of borrowing)	-	2.17	1.84	-	1.84
Trade receivables turnover ratio (for continuing operations) (Annualised revenue from operations / closing current trade receivables)	5.41	6.44	5.10	4.45	4.84
Inventory turnover ratio (for continuing operations) (Annualised cost of goods sold / closing inventory)	3.18	2.68	3.12	2.63	2.72
Operating margin (%) (for continuing operations) (Profit before interest and tax and after exceptional items / revenue from operations)	12%	4%	6%	7%	3%
Net Profit Margin (%) (for continuing operations) (Net profit after tax and exceptional items / revenue from operations)	4%	-1%	0%	1%	-2%
Capital redemption reserve (₹ in crores)	2	2	2	2	2
Net worth (₹ in crores)	1,966	1,903	1,904	1,966	1,904

The ratios are provided for continuing operations.

8. During the year ended March 31, 2026, the Company and its subsidiary had paid/ provided for managerial remuneration in accordance with the requisite approvals mandated by the provisions of Section 197 read with Schedule V to the Act except for managerial remuneration aggregating to Rs. 11 crores. The Company will seek necessary approval in the ensuing Annual General Meeting.

9. Exceptional items in the financial results includes:

(i) On November 21, 2025, the Government of India notified four Labour Codes - the Code on Wages, 2019, the Industrial Relations Code, 2020, the Code on Social Security, 2020, and the Occupational Safety, Health and Working Conditions Code, 2020 - consolidating 29 existing labour laws. The Ministry of Labour & Employment published draft Central Rules and FAQs to enable assessment of the financial impact due to changes in regulations. The Group has assessed and disclosed the incremental impact of these changes on the basis of best information available, consistent with the guidance provided by the Institute of Chartered Accountants of India. Considering the materiality and regulatory-driven, non-recurring nature of this impact, the Group has presented such incremental impact as "Statutory impact of new Labour Codes" under "Exceptional Items" in the consolidated financial results for the quarter ended December 31, 2025 and year ended March 31, 2026. The incremental impact consisting of gratuity of Rs. 12 crores and long-term compensated absences of Rs. 3 crores primarily arises due to change in wages definition. The Group continues to monitor the finalisation of Central / State Rules and clarifications from the Government on other aspects of the Labour Code and would provide appropriate accounting effect on the basis of such developments as needed.

(ii) Reversal of impairment charge of Rs. 31 crores during the quarter and year ended March 31, 2026 relating to assets of Jiangsu Sterilite Fiber Technology Co. Ltd. (a wholly owned subsidiary of the Company)) based on assessment of recoverable value of assets performed by management.



[Handwritten signature]



STERLITE TECHNOLOGIES LIMITED

Notes to consolidated financial results :



10. STL Digital Limited, a wholly owned subsidiary of the company, has assessed the recoverability of deferred tax asset (including on carryforward business losses) as at the year-end considering its projected future taxable income and based on such assessment, deferred tax assets to the extent of Rs 41 crores have been written-down during the current quarter and year ended March 31, 2026

11. During the year, the Company issued 45,300,000 convertible share warrants to promoter shareholders at Rs 110 each. Each share warrant is convertible in 1 equity share of Rs 2 each. Out of the above, the Company has received Rs. 125 crores towards allotment of such convertible share warrants and the balance amount would be received upon exercise of such convertible share warrants

12. During the current quarter and year ended March 31, 2026, STL Optical Interconnect S.p.a (wholly owned subsidiary of the company) was merged with Metallurgica Bresciana S.p.A (wholly owned subsidiary of the company) effective March 31, 2026 with appointed date of April 1, 2025

13. Figures for the quarter ended March 31, 2026 and March 31, 2025 are the balancing figures between the audited figures in respect of the full financial year ended March 31, 2026 and March 31, 2025, respectively, and the unaudited published year-to-date figures up to December 31, 2025 and December 31, 2024, respectively, being the end of the third quarter of the respective financial years, which were subjected to limited review

14. Previous period/year figures have been regrouped / rearranged, wherever necessary to conform to current period's classification

15. These consolidated financial results are available on the Company's website viz. <https://stl.tech/investor/> and on the websites of BSE (www.bseindia.com) and NSE (www.nseindia.com).

Place: Mumbai

Date: April 29, 2026

For and on behalf of the Board of Directors of
Sterlite Technologies Limited

Arikrit Agarwal
Managing Director
DIN : 03344202



Registered office: Sterlite Technologies Limited, 4th Floor, Godrej Millennium, Koregaon Road 9, STS 12/1, Pune, Maharashtra- 411001
www.stl.tech Telephone : +91 20 30514000 Fax: +91 20 30514113



STERLITE TECHNOLOGIES LIMITED
(CIN : L31300PN2000PLC202408)
STANDALONE FINANCIAL RESULTS FOR THE QUARTER AND YEAR ENDED MARCH 31, 2026

STL

(₹ in crores except earnings per share)

Particulars	Quarter ended			Year ended	
	March 26 (Unaudited)	December 25 (Unaudited)	March 25 (Unaudited)	March 26 (Audited)	March 25 (Audited)
From Continuing Operations					
Revenue from operations	752	592	555	2,446	2,215
Other income	72	30	39	179	133
Total income	824	622	594	2,625	2,348
Total expenditure	689	578	530	2,293	2,188
Cost of raw materials and components consumed	257	309	202	1,098	1,078
Purchase of stock-in-trade	97	74	76	283	223
(Increase) / decrease in inventories of finished goods, work in progress and stock-in-trade	52	(49)	39	128	(43)
Employee benefits expense	50	43	39	170	172
Net impairment losses on financial and contract assets	20	-	7	24	16
Other expenses	213	201	167	746	742
Earnings before exceptional item, interest, tax, depreciation and amortisation (EBITDA) from continuing operations	135	44	64	332	160
Finance costs	43	40	42	152	163
Depreciation and amortisation expense	42	41	41	167	174
Profit/(loss) before exceptional item and tax from continuing operations	50	(37)	(19)	13	(177)
Exceptional items (refer note 10)	-	(10)	-	(10)	-
Profit/(loss) before tax from continuing operations	50	(47)	(19)	3	(177)
Tax expense/(credit) :	17	(16)	(11)	1	(50)
Current tax	4	0	11	4	-
Deferred tax	13	(16)	(22)	(3)	(50)
Net profit/(loss) for the period from continuing operations	33	(31)	(8)	2	(127)
Profit/(Loss) from discontinued operations (net of tax) (note 6)	-	-	(17)	-	12
Net profit/(loss) for the period / year	33	(31)	(25)	2	(115)
i) Other comprehensive income/(loss) from continuing operations					
A. i) Items that will be reclassified to profit or loss	(30)	8	(6)	(38)	(1)
ii) Income tax relating to these items	7	(3)	1	9	0
B. i) Items that will not be reclassified to profit or loss	4	-	0	6	0
ii) Income tax relating to these items	(1)	-	(0)	(2)	(0)
ii) Other comprehensive Income/(loss) from discontinued operations					
A. i) Items that will be reclassified to profit or loss	-	-	-	-	-
ii) Income tax relating to these items	-	-	-	-	-
B. i) Items that will not be reclassified to profit or loss	-	-	0	-	1
ii) Income tax relating to these items	-	-	(0)	-	(0)
Total other comprehensive income/ (loss) for the period / year	(20)	5	(5)	(25)	(0)
Total comprehensive Income/(loss) for the period / year	13	(26)	(30)	(23)	(115)
Paid-up equity share capital (face value ₹ 2 per share fully paid-up)	98	98	98	98	98
Other Equity				1,428	1,320
Earnings per equity share (EPS) (not annualised)					
Basic EPS - from continuing operations (₹)	0.68	(0.65)	(0.18)	0.04	(2.62)
Diluted EPS - from continuing operations (₹)	0.66	(0.65)	(0.18)	0.04	(2.62)
Basic EPS - from discontinued operations (₹)	-	-	(0.35)	-	0.24
Diluted EPS - from discontinued operations (₹)	-	-	(0.35)	-	0.24
Basic EPS - from continuing and discontinued operations (₹)	0.68	(0.65)	(0.53)	0.04	(2.38)
Diluted EPS - from continuing and discontinued operations (₹)	0.66	(0.65)	(0.53)	0.04	(2.38)

Amount appearing as "0" is below rounding off norm followed by the Company.



Signature



STERLITE TECHNOLOGIES LIMITED
(CIN : L31300PN2000PLC202408)
STANDALONE BALANCE SHEET AS AT MARCH 31, 2026

STU

(₹ in crores)

Particulars	31 March 2026	31 March 2025
	[Audited]	[Audited]
Assets		
I. Non-current assets		
(a) Property plant & equipment	1,582	1,659
(b) Capital work in progress	16	16
(c) Investment Property	3	3
(d) Other intangible assets	15	19
(e) Financial assets		
(i) Investments	303	309
(ii) Loans	219	456
(iii) Other non-current financial assets	26	5
(f) Deferred tax assets (net)	29	19
(g) Non-current tax assets (net)	28	-
(h) Other non-current assets	26	3
Total non-current assets	2,247	2,489
II. Current assets		
(a) Inventories	389	320
(b) Financial assets		
(i) Investments	4	-
(ii) Trade receivables	559	795
(iii) Cash and cash equivalents	166	204
(iv) Other bank balances	11	67
(v) Loans	416	0
(vi) Other current financial assets	108	93
(c) Contract assets	1	1
(d) Other current assets	111	137
Total current assets	1,765	1,617
Total assets	4,012	4,106
Equity and liabilities		
Equity		
Equity share capital	98	98
Other equity	1,428	1,320
Total equity	1,526	1,418
Liabilities		
I. Non-current liabilities		
(a) Financial liabilities		
(i) Borrowings	867	386
(ii) Lease liabilities	35	33
(iii) Other non-current financial liabilities	13	10
(b) Employee benefit obligations	19	9
(c) Provisions	-	0
Total non-current liabilities	934	438
II. Current liabilities		
(a) Financial liabilities		
(i) Borrowings	308	787
(ii) Advances under advance payment and sales agreement (APSA)	167	181
(iii) Lease liabilities	9	8
(iv) Acceptances	264	291
(v) Trade payables		
(A) total outstanding dues of micro and small enterprises	25	29
(B) total outstanding dues of creditors other than micro and small enterprises	574	766
(vi) Other current financial liabilities	117	75
(b) Contract liabilities	48	7
(c) Other current liabilities	21	56
(d) Employee benefit obligations	15	11
(e) Provisions	0	39
(f) Current tax liabilities (net)	4	0
Total current liabilities	1,552	2,250
Total liabilities	2,486	2,688
Total equity & liabilities	4,012	4,106

Amount appearing as "0" is below rounding off norm followed by the Company.



STERLITE TECHNOLOGIES LIMITED
(CIN : L31300PN2000PLC202408)
STANDALONE STATEMENT OF CASH FLOWS FOR YEAR ENDED MARCH 31, 2026

STL

(₹ in crores)

Particulars	Year ended 31 March 2026 (Audited)	Year ended 31 March 2025 (Audited)
A. Operating activities		
Profit/(Loss) before tax		
From continuing operations	3	(177)
From discontinued operation	-	44
Profit before tax	3	(133)
Adjustments to reconcile profit before tax to net cash flows for continuing and discontinued operations :		
Depreciation and impairment of property, plant & equipment	163	178
Amortization and impairment of intangible assets	4	4
Impairment losses on financial and contract assets	24	16
Liabilities no longer required written back	(9)	-
(Profit) / Loss on sale of property, plant and equipment (net)	(1)	(3)
Impairment provision for investment in subsidiaries	6	-
Rental income	(0)	(0)
Employee stock option expenses	5	1
Finance costs (including interest pertaining to Ind AS 116)	152	248
Finance income (forming part of other income)	(48)	(66)
Gain / Loss on investment measured at FVTPL	(2)	(3)
Unrealized exchange difference (net)	(20)	(1)
	274	374
Operating profit before working capital changes	277	241
Working capital adjustments:		
Increase/(decrease) in acceptances	(27)	68
Increase/(decrease) in trade payables	(201)	(342)
Increase/(decrease) in long-term provisions	(0)	-
Increase/(decrease) in short-term provisions	(38)	2
Increase/(decrease) in other current liabilities	(33)	27
Increase/(decrease) in other current financial liabilities	(1)	(14)
Increase/(decrease) in contract liabilities	9	(143)
Increase/(decrease) in other non-current financial liabilities	10	(0)
Increase/(decrease) in non current employee benefits obligations	13	(7)
Increase/(decrease) in current employee benefits obligations	4	(3)
Decrease / (increase) in trade receivables	255	(93)
Decrease / (increase) in inventories	(69)	(37)
Decrease / (increase) in short-term loans	-	0
Decrease / (increase) in other current financial assets	(16)	108
Decrease / (increase) in contract assets	0	164
Decrease / (increase) in other non-current financial assets	(24)	(3)
Decrease / (increase) in other current assets	27	96
Decrease / (increase) in other non-current assets	(13)	8
Changes in working capital	(104)	(169)
Cash generated from / (used in) operating activities	173	72
Income tax paid (net of refunds)	(28)	8
Net cash flow from / (used in) operating activities	145	80



Signature



STERLITE TECHNOLOGIES LIMITED
(CIN : L31300PN2000PLC202408)
STANDALONE STATEMENT OF CASH FLOWS FOR YEAR ENDED MARCH 31, 2026

STU

	(₹ in crores)	
Particulars	Year ended 31 March 2026 (Audited)	Year ended 31 March 2025 (Audited)
B. Investing activities*		
Payment for property, plant and equipment	(97)	(35)
Purchase of intangible assets	-	(3)
Proceeds from sale of property, plant and equipment	14	14
Sale / (Purchase) from sale of current investments	(4)	38
Loans given to related parties	(984)	(189)
Repayment of loans by related parties	279	-
Net movement in other bank balances	56	(4)
Rental income	0	0
Interest received	7	5
Gain on sale of investments recorded at FVTPL	2	-
Net cash flow from / (used in) Investing activities	(127)	(174)
C. Financing activities*		
Proceeds from long - term borrowings	509	100
Repayment of long - term borrowings	(105)	(220)
Proceeds/(repayment) from/of short - term borrowings (net)	(423)	(281)
Proceeds from issue of shares (net of share issue expenses)	0	975
Interest paid (including interest pertaining to Ind AS 116)	(153)	(241)
Principal elements of lease payments	(9)	(19)
Proceeds from issuance of convertible share warrants	125	-
Net cash flow from / (used in) financing activities	(56)	314
*Non-cash financing and investing activities during the year pertain to acquisition / [derecognition] of right to use assets of ₹ 11 crores (31 March 2025 : ₹ (4) crores).		
Net increase/(decrease) in cash and cash equivalents	(38)	220
Cash and cash equivalents as at the beginning of year	204	184
Less: Cash and cash equivalents transferred pursuant to Scheme of Demerger (refer note 6)	-	(200)
Cash and cash equivalents as at the period end	166	204
Components of cash and cash equivalents:		
Balances with banks:		
In current account	166	156
Deposit with original maturity of less than 3 months	-	48
Cash in hand	0	0
Total cash and cash equivalents	166	204
Notes:		
i) The above standalone statement of cashflows is prepared as per indirect method in accordance with Ind-AS 7 on Statement of Cash Flows.		
ii) In the previous year, the scheme of arrangement for demerger (referred in note 6) has been considered as non-cash item		
Amount appearing as "0" is below rounding off norm followed by the Company.		



(Signature)



STERLITE TECHNOLOGIES LIMITED

Notes to standalone financial results :



1. The aforesaid standalone financial results of Sterlite Technologies Limited (the "Company") were reviewed by Audit Committee and subsequently approved by the Board of Directors at its meeting held on April 29, 2026. The Statutory auditors have carried out an audit of the standalone results for the year ended March 31, 2026, and expressed an unmodified opinion on the aforesaid results.

2. Since the segment information as per Ind AS 108 - Operating Segments is provided on the basis of consolidated financial results, the same is not provided separately in standalone financial results

3. The above statement has been prepared in accordance with the Companies (Indian Accounting Standards) Rules, 2015 (Ind-AS) prescribed under section 133 of the Companies Act, 2013 and other recognised accounting practices and policies to the extent applicable

4. During the year ended March 31, 2026, the Company allotted 2,11,452 equity shares of Rs. 2 each fully paid up, upon the exercise of Employee Stock Options. Post this allotment, the paid-up equity share capital of the Company stands increased from Rs. 98 crores divided into 487,921,026 equity shares of Rs. 2 each to Rs. 98 crores divided into 488,132,538 equity shares of Rs. 2 each.

5. Details of Secured, Redeemable, Non-Convertible Debentures as at March 31, 2026 are as follows:

Particulars	(Rs. in crores)					
	Previous Due Date #		Next Due Date			
	Principal	Interest	Next Principal Installment Date	Principal Amount	Interest Date	Interest Amount
8.50% Secured, Redeemable, Non-Convertible Debentures*	NA	March 25, 2026	March 24, 2028	72.50	March 25, 2027	24.65

Interest has been paid on the due dates

*The listed Secured, Redeemable, Non-Convertible Debentures of the Company aggregating to Rs. 290 crores as on March 31, 2026, are secured by way of hypothecation on specified movable fixed assets at Shendra plant (project Gaurav) (both present and future). The Company has maintained hundred percent security cover sufficient to discharge the principal amount of the said debentures in terms of Regulation 54 of the SEBI (Listing Obligations and Disclosure Requirements) Regulations, 2015, as amended. The Credit rating by CRISIL for Secured Redeemable Non-Convertible Debentures issue by the Company is "AA-" as on March 31, 2026

6. Pursuant to the Scheme of Arrangement for Demerger under Section 230 to 232 of The Companies Act, 2013 (the Scheme) having an appointed date of April 1, 2023, the Company demerged its Global Services Business (GSB) effective March 31, 2025 after obtaining necessary statutory approvals including from National Company Law Tribunal (NCLT). The Scheme was given effect to and accounted in compliance with the Scheme and Ind AS in the financial statements for the year ended March 31, 2025. Consequent to the above, the financial results of GSB for the year ended March 31, 2025 was presented as discontinued operations.

7. Prysmian Cables and Systems USA, LLC (Prysmian) filed a complaint in the U.S. District Court for the District of South Carolina, Columbia Division, against Stephen Szymanski, ("Szymanski") an employee of Sterlite Technologies Limited's (STL) U.S. subsidiary, Sterlite Technologies Inc ("STI"), as well as against STI, alleging inter alia that Szymanski violated certain non-compete and confidentiality agreements with the Plaintiff and subsequently divulged such confidential information to STI, which Plaintiff further alleges provided STI with an unjust competitive advantage. Szymanski and STI asserted affirmative and meritorious defenses to the allegations. STL is not a party to this dispute neither are any claims being made against it

On August 9, 2024, at the conclusion of the trial, which commenced on July 22, 2024, the Jury returned its verdict against Szymanski for \$ 0.2 million and against STI for an amount of \$ 96.5 million. On September 11, 2024, STI filed post-judgement motions requesting different types of post-trial relief. On August 29, 2025, the Court subsequently confirmed the verdict, with the total award amounting to \$ 101.25 million including attorneys' fees and costs of \$ 4.75 million

STI believes the judgment is unsupported by the testimony and evidence presented at trial and has filed an appeal with the United States Court of Appeals for the Fourth Circuit and deposited a Bond of \$ 41.53 million. The ultimate financial implications, if any, cannot be ascertained at this stage



8. The disclosure required as per the provisions of Regulation 52(4) and 54(2) of SEBI (Listing Obligations and Disclosure Requirements) Regulations, 2015 is given below:

Ratios	Quarter ended			Year ended	
	March 26 (Unaudited)	December 25 (Unaudited)	March 25 (Unaudited)	March 26 (Audited)	March 25 (Audited)
Debt equity ratio {(Total borrowings (including lease liabilities) (-) cash and cash equivalents (including unencumbered other bank balances) and current investments) / total equity}	0.62	0.86	0.67	0.68	0.67
Debt service coverage ratio (not annualised) {Profit before interest, depreciation, amortisation and after tax and exceptional items from continuing operations / (finance cost + principal long term loan repayment)}	0.82	1.22	1.62	1.25	0.55
Interest service coverage ratio (not annualised) {Profit before interest, depreciation, amortisation, tax and after exceptional items from continuing operations / finance cost}	2.72	1.25	1.79	2.11	1.29
Current ratio {current assets / current liabilities}	1.14	0.69	0.72	1.14	0.72
Long term debt to working capital {Long term debt (Borrowings) / working capital}	3.51	(1.54)	(1.00)	3.51	(1.00)
Bad debt to accounts receivable ratio (for continuing operations) {(Bad debts + provision for doubtful debts) / trade receivables}	0.04	-	0.01	0.04	0.02
Current liability ratio {Current liabilities / total liabilities}	0.62	0.74	0.84	0.62	0.84
Total debt to total assets {Total debts (including lease liabilities) / total assets}	0.30	0.33	0.30	0.30	0.30
Asset coverage ratio - NCD 8.50% {Written down value of secured asset mortgaged, hypothecated / outstanding amount of borrowing}	1.84	2.65	2.86	1.84	2.86
Asset coverage ratio - NCD 9.35% {Written down value of secured asset mortgaged, hypothecated / outstanding amount of borrowing}	-	2.17	1.84	-	1.84
Trade receivables turnover ratio (for continuing operations) {Annualised revenue from operations / closing current trade receivables}	5.38	4.02	2.79	4.37	2.79
Inventory turnover ratio (for continuing operations) {Annualised cost of goods sold from continuing operations / closing inventory}	4.18	2.98	3.96	3.48	3.93
Operating margin (%) (for continuing operations) {Profit before interest and tax and after exceptional items / revenue from operations}	12%	-1%	4%	6%	-1%
Net Profit Margin (%) (for continuing operations) {Net profit after tax and exceptional items / revenue from operations}	4%	-5%	-1%	0%	-6%
Capital redemption reserve (₹ in crores)	2	2	2	2	2
Net worth (₹ in crores)	1,460	1,422	1,453	1,460	1,453

The ratios are provided for continuing operations

9. During the year ended March 31, 2026, the Company had paid/ provided for managerial remuneration in accordance with the requisite approvals mandated by the provisions of Section 197 read with Schedule V to the Act except for managerial remuneration aggregating to Rs. 3 crores. The Company will seek necessary approval in the ensuing Annual General Meeting.

10. On November 21, 2025, the Government of India notified four Labour Codes - the Code on Wages, 2019, the Industrial Relations Code, 2020, the Code on Social Security, 2020, and the Occupational Safety, Health and Working Conditions Code, 2020 - consolidating 29 existing labour laws. The Ministry of Labour & Employment published draft Central Rules and FAQs to enable assessment of the financial impact due to changes in regulations. The Company has assessed and disclosed the incremental impact of these changes on the basis of best information available, consistent with the guidance provided by the Institute of Chartered Accountants of India. Considering the materiality and regulatory-driven, non-recurring nature of this impact, the Company has presented such incremental impact as "Statutory impact of new Labour Codes" under "Exceptional Items" in the standalone financial results for the quarter ended December 31, 2025 and year ended March 31, 2026. The incremental impact consisting of gratuity of Rs. 8 crores and long-term compensated absences of Rs. 2 crores primarily arises due to change in wages definition. The Company continues to monitor the finalisation of Central / State Rules and clarifications from the Government on other aspects of the Labour Code and would provide appropriate accounting effect on the basis of such developments as needed.





STERLITE TECHNOLOGIES LIMITED

Notes to standalone financial results :

STL

11. During the year, the Company issued 45,300,000 convertible share warrants to promoter shareholders at Rs 110 each. Each share warrant is convertible in 1 equity share of Rs 2 each. Out of the above, the Company has received Rs 125 crores towards allotment of such convertible share warrants and the balance amount would be received upon exercise of such convertible share warrants.

12. Figures for the quarter ended March 31, 2026 and March 31, 2025 are the balancing figures between the audited figures in respect of the full financial year ended March 31, 2026 and March 31, 2025, respectively, and the unaudited published year-to-date figures up to December 31, 2025 and December 31, 2024, respectively, being the end of the third quarter of the respective financial years, which were subjected to limited review

13. Previous period/year figures have been regrouped / rearranged, wherever necessary to conform to current period's classification.

14. These standalone financial results are available on the Company's website viz. <https://stl.tech/investor/> and on the websites of BSE (www.bseindia.com) and NSE (www.nseindia.com).

Place: Mumbai

Date: April 29, 2026

For and on behalf of the Board of Directors of
Sterlite Technologies Limited



Ankit Agarwal
Managing Director
DIN : 03344202



Registered office: Sterlite Technologies Limited, 4th Floor, Godrej Millennium, Koregaon Road 9, STS 12/1, Pune, Maharashtra- 411001
www.stl.tech Telephone : +91 20 30514000 Fax: +91 20 30514113



April 29, 2026

National Stock Exchange of India Limited

Exchange Plaza, 5th Floor,
Plot No. C-1, G Block,
Bandra Kurla Complex, Bandra (East)
Mumbai - 400 051.

BSE Limited

Phirozee Jeejeebhoy Towers,
Dalal Street,
Mumbai - 400 001.

Scrip ID - STLTECH

Scrip Code – 532374

Scrip Code – 973103

Sub.: Declaration pursuant to Regulation 33(3)(d) and 52(3)(a) of the SEBI (Listing Obligations and Disclosure Requirements) Regulations, 2015 (the “Listing Regulations”)

Dear Sir/Madam,

Pursuant to Regulations 33(3)(d) and 52(3)(a) of the Listing Regulations, read with Clause 4.1 the SEBI Circular No. CIR/CFD/CMD/56/2016 dated May 27, 2016, we hereby confirm and declare that the Statutory Auditors of the Company M/s. Price Waterhouse Chartered Accountants LLP (Firm Registration Number: 012754N/N500016), have issued an Audit Report on the Audited Financial Results of the Company (Standalone and Consolidated) for the year ended March 31, 2026, with an unmodified opinion.

Kindly take this declaration on record. Thanking you.

Yours sincerely,
For **Sterlite Technologies Limited**

Mrunal Asawadekar

Company Secretary & Compliance Officer
Membership No.: A 24346

Annexure I - Integrated Filing (Financials)

- A. Audited Consolidated and Standalone Financial Results of the Company for the Fourth Quarter and year ended March 31, 2026 – **Attached**
- B. Statement on deviation or variation for proceeds of public issue, rights issue, preferential issue, qualified institutions placement etc. – **Will be filed separately for preferential issue**
- C. Disclosure of outstanding default on loans and debt securities – **No default, hence Not Applicable**
- D. Disclosure of related party transactions (applicable only for half-yearly filings i.e., 2nd and 4th quarter) – **will be filed along with XBRL for financial results.**
- E. Statement on impact of audit qualifications (for audit report with modified opinion) submitted along-with annual audited financial results (standalone and consolidated separately) (applicable only for annual filing i.e., 4th quarter)– **Not applicable**

Annexure II

Statement of Deviation / Variation in utilisation of funds raised

Name of listed entity	Sterlite Technologies Limited
Mode of Fund Raising	Warrants convertible into Equity Shares on Preferential Basis
Date of Raising Funds	March 30, 2026 (Being date of allotment)
Amount Raised	Rs. 1,24,57,50,000 (25% of the price at which the warrants are issued)
Report filed for Quarter ended	March 31, 2026
Monitoring Agency	Applicable
Monitoring Agency Name, if applicable	CARE Ratings Limited
Is there a Deviation / Variation in use of funds raised	No
If yes, whether the same is pursuant to change in terms of a contract or objects, which was approved by the shareholders	Not Applicable
If Yes, Date of shareholder Approval	Not Applicable
Explanation for the Deviation / Variation	Not Applicable
Comments of the Audit Committee after review	No
Comments of the auditors, if any	No

Objects for which funds have been raised and where there has been a deviation/ variation, in the following table:

Original Object	Modified Object, if any	Original Allocation	Modified allocation, if any	Funds Utilised*	Amount of Deviation/Variation for the quarter according to applicable object	Remarks if any
Repayment/ Servicing of financial facilities availed by the Company	Not Applicable	373.73 Crores	Not Applicable	111.3 Crores	Not Applicable	-
General Corporate Purposes	Not Applicable	124.57 Crores	Not Applicable	13.28 Crores	Not Applicable	-

*Funds raised till March 31, 2026 is Rs. 124.58 Crores.

Price Waterhouse Chartered Accountants LLP

April 29, 2026

For the kind attention of the Board of Directors

The Board of Directors,
Sterlite Technologies Limited,
4th Floor, Godrej Millennium,
Koregaon Road 9, STS 12/1,
Pune, Maharashtra,
India- 411001

Auditors' Report on book values of assets included in the statement of security cover as per Debenture Trust Deed as at March 31, 2026

1. This report is issued in accordance with the terms of our engagement letter dated July 24, 2025.
2. The accompanying Statement of Security Cover for the year ended March 31, 2026 (the "Statement"), containing information and calculation of Security cover ratio in the format prescribed by Securities Exchange Board of India ('SEBI') vide Circular SEBI/HO/DDHS-PoD-1/P/CIR/2025/117 dated August 13, 2025 ('SEBI Circular') as mentioned in the Debenture Trust Deed (the "Agreement") dated March 18, 2021, has been prepared by the management of Sterlite Technologies Limited (the "Company") as at March 31, 2026 pursuant to the requirement of Debenture Trust Deed dated March 18, 2021 (the 'Agreement') between the Company and the Debenture Trustee; and Regulation 56(1)(d) of SEBI (Listing Obligations and Disclosure Requirements) Regulations, 2015, (as amended from time to time) read with SEBI circular (together referred to as the "Listing Regulations, 2015"). Our examination of the Statement is at the request received from Mr. Ronak Goyal (Lead- Banking & Treasury) vide email dated July 22, 2025 (the 'Request'). We have digitally signed the Statement for identification purposes only.

Management's Responsibility for the Statement

3. The preparation of the Statement is the responsibility of the Management of the Company including the creation and maintenance of all accounting and other records supporting its contents. This responsibility includes the design, implementation and maintenance of internal controls relevant to the preparation and presentation of the Statement and applying an appropriate basis of preparation.
4. The Management is also responsible for ensuring that the Company complies with the requirements of the Listing Regulations, 2015, the Agreement and the applicable laws and regulations, and it provides all relevant, complete and accurate information as required therein.

Auditors' Responsibility

5. Pursuant to the Request and the Listing Regulations, 2015, it is our responsibility to examine the Statement and to report whether the book values of the assets specified in columns A to H of the Part A and Part B of the Statement prepared by the Company are in agreement with the underlying audited books and relevant records of the Company as at March 31, 2026, as produced to us by the Management during the course of our examination.
6. The financial statements for the year ended March 31, 2026, relating to the books and records referred to in paragraph 5 above have been audited by us pursuant to the requirements of Companies Act, 2013, on which we issued an unmodified audit opinion vide our report dated April 29, 2026. Our audit of these financial statements has been conducted in accordance with the Standards on Auditing referred to in Section 143(10) of the Companies Act, 2013 and other applicable authoritative pronouncements issued by the Institute of Chartered Accountants of India ("ICAI"). Those standards require that we plan and perform the audit to obtain reasonable assurance about whether the financial statements are free of material misstatement.

Price Waterhouse Chartered Accountants LLP, 7th Floor, Tower A - Wing 1, Business Bay, Airport Road, Yerwada
Pune - 411 006
T: +91 (20) 69050570

Registered office and Head office: 11-A, Vishnu Digamber Marg, Sucheta Bhawan, New Delhi - 110002

Price Waterhouse (a Partnership Firm) converted into Price Waterhouse Chartered Accountants LLP (a Limited Liability Partnership with LLP identity no: LLPIN AAC-5001) with effect from July 25, 2014. Post its conversion to Price Waterhouse Chartered Accountants LLP, its ICAI registration number is 012754N/N500016 (ICAI registration number before conversion was 012754N)

Price Waterhouse Chartered Accountants LLP

7. We conducted our examination of the Statement, on a test check basis, in accordance with the 'Guidance Note on Reports or Certificates for Special Purposes' (the "Guidance Note") issued by the ICAI. The Guidance Note requires that we comply with the ethical requirements of the Code of Ethics issued by the ICAI.
8. We have complied with the relevant applicable requirements of the Standard on Quality Control (SQC) 1, Quality Control for Firms that Perform Audits and Reviews of Historical Financial Information, and Other Assurance and Related Services Engagements.

Opinion

9. Based on our examination as described in paragraph 7 and according to the information and explanations given to us, we report that the book values of the assets specified in columns A to H of the Part A and Part B of the Statement prepared by the Company are in agreement with the underlying audited books and relevant records of the Company as at March 31, 2026 as produced to us by the Management during the course of our examination.

Restriction on Use

10. Our obligations in respect of this report are entirely separate from, and our responsibility and liability is in no way changed by any other role we may have as auditors of the Company or otherwise. Nothing in this report nor anything said or done in the course of or in connection with the services that are the subject of this report, will extend any duty of care we may have in our capacity as auditors of the Company.
11. This report has been issued at the request of the Board of Directors of the Company to whom it is addressed solely for submission to Debenture Trustee and the Stock Exchanges to enable the Company to comply with its obligation under Listing Regulations, 2015. Our report should not be used by any other person or for any other purpose. Price Waterhouse Chartered Accountants LLP does not accept or assume any liability or duty of care for any other purpose or to any person other than the Company.

For Price Waterhouse Chartered Accountants LLP
Firm Registration Number: 012754N/ N500016

PAWANKUMAR Digitally signed by
PAWANKUMAR
RADHESHYAM RADHESHYAM SOMANI
SOMANI Date: 2026.04.29
13:15:37 +05'30'

Pawankumar Somani
Partner
Membership Number: 137654
UDIN: 26137654VFINFJ7859
Place: Pune
Date: April 29, 2026



www.stl.tech

Sterlite Technologies Limited
Statement of Security Cover for the year ended March 31, 2026

Part A - Statement of Standalone Financial Position

In accordance with format prescribed by Circular SEBI/HO/DDHS-PoD-1/P/CIR/2025/117 dated August 13, 2025, we give below the computation of Security Cover ratio in respect of 2,900 Secured, listed, rated, non-cumulative, non-convertible, redeemable debentures of face value Rs. 290 crores.

Column A	Column B	Column C	Column D	Column E	Column F	Column G	Column H	Column I	Column J	Column K	Column L	Column M	Column N	Column O	
Particulars	Description of asset for which this certificate relate	Exclusive Charge	Exclusive Charge	Pari-Passu Charge	Pari-Passu Charge	Pari-Passu Charge	Assets not offered as Security	Debt not backed by any assets offered as security	Elimination (amount in negative)	(Total C to H)	Related to only those items covered by this certificate				
		Debt for which this certificate being issued	Other Secured Debt	Debt for which this certificate being issued	Assets shared by Pari-passu debt holder (includes debt for which this certificate is issued & other debt with pari-passu charge)	Other Pari-Passu Secured Debt					Other assets on which there is pari-passu charge (excluding items covered in column F)	Market Value for Assets charged on Exclusive basis	Carrying/book value for exclusive charge assets where market value is not ascertainable or applicable	Market Value for Pari Passu charge assets	Carrying value/book value for pari-passu charge assets where market value is not ascertainable or applicable
		Book Value	Book Value	Yes/ No	Book Value	Book Value								Relating to Column F	
ASSETS															
Property, Plant and Equipment	Value of movable and immovable properties of the Company		236		800	493	10			1,539					
Capital Work-in-Progress					10	6				16					
Right of Use Assets							46			46					
Goodwill					-	-	-			-					
Intangible Assets							15			15					
Intangible Assets under Development					-	-	-			-					
Investments						4	303			307					
Loans						416	219			635					
Inventories						389				389					
Trade Receivables						559				559					
Cash and Cash Equivalents						166				166					
Bank Balances other than Cash and Cash Equivalents						11				11					
Others						220	110			329					
Total		-	236	-	810	2,264	702	-		4,012					

Sterlite Technologies Limited

Registered office: 4th Floor, Godrej Millennium, Koregaon Road 9, STS 12/1, Pune, Maharashtra- 41001, India.

CIN - L31300PN2000PLC202408



www.stl.tech

LIABILITIES												
Debt Securities to which this certificate pertains			Yes	290						290		
Other debt sharing pari-passu charge with above debt				150	-					150		
Other Debt				379	281			75		735		
Subordinated debt										-		
Borrowings										-		
Bank										-		
Debt Securities										-		
Others								431		431		
Trade payables								599		599		
Lease Liabilities								44		44		
Provisions								0		0		
Others								237		237		
Total		-	379	-	440	281		1,386	-	2,486	-	-
Cover on Book Value					1.84							
Cover on Market Value												
					Pari-Passu Security Cover Ratio							
					(For ISIN INE089C07109 & INE089C07125)							

Notes:

1. The Statement is prepared by the management of the Company, for submitting along with other documents pursuant to Regulation 56 (1) (d) of Securities and Exchange Board of India (Listing Obligations and Disclosure Requirements) Regulations, 2015, dated September 2, 2015 to be read with, Circular SEBI/HO/DDHS-PoD-1/19/CIR/2025/117 dated August 13, 2025 (SEBI Circular), (collectively referred as the "Listing Regulations, 2015").
2. The financial information contained in the Statement are in agreement with underlying audited books and records of the Company for the year ended March 31, 2026.
3. The calculation of the Security cover ratio in the Statement is computed in accordance with the method of computation as prescribed in the SEBI Circular.
4. We have considered the book value of the movable assets, as the market value of these assets is not ascertainable.

For and on behalf of Sterlite Technologies Limited

Ajay Jhanjhari
Digitally signed
by Ajay Jhanjhari
Date: 2026.04.29
12:30:42 +05'30'

Ajay Jhanjhari
(Chief Financial Officer)

Sterlite Technologies Limited
Registered office: 4th Floor, Godrej Millennium, Koregaon Road 9, STS 12/1, Pune, Maharashtra- 41001, India.
CIN - L31300PN2000PLC202408



www.stl.tech

Sterlite Technologies Limited
Statement of Security Cover for the year ended March 31, 2026

Part B - Statement at Consolidated Financial Position

In accordance with format prescribed by Circular SEBI/HO/DDHS-PoD-1/P/CIR/2025/117 dated August 13, 2025, we give below the computation of Security Cover ratio in respect of 2,900 Secured, listed, rated, non-cumulative, non-convertible, redeemable debentures of face value Rs. 290 crores:

Column A Particulars	Column B Description of asset for which this certificate relate	Column C	Column D	Column E	Column F	Column G	Column H	Column I	Column J	Column K	Column L	Column M	Column N	Column O
		Exclusive Charge	Exclusive Charge	Pari-Passu Charge	Pari-Passu Charge	Pari-Passu Charge	Assets not offered as Security	Debt not backed by	Elimination (amount in)	Total C to H)	Related to only those items covered by this certificate			
		Debt for which this certificate being issued	Other Secured Debt	Debt for which this certificate being issued	Assets shared by Pari-passu debt holder (includes debt for which this certificate is issued & other debt with pari-passu charge)	Other Pari-Passu Secured Debt Other assets on which there is pari-Passu charge (excluding items covered in column F)		debt amount considered more than once (due to exclusive plus, pari-passu charge)		Market Value for Assets charged on Exclusive basis	Carrying /book value for exclusive charge assets where market value is not ascertainable or applicable	Market Value for Pari Passu charge assets	Carrying value/book value for pari-passu charge assets where market value is not ascertainable or applicable	Total Value (=K+L+M+N)
		Book Value	Book Value	Yes/ No	Book Value	Book Value								Relating to Column F
ASSETS														
Property, Plant and Equipment	Value of movable and immovable properties of the Company		763		800	494	555	(9)	2,603					-
Capital Work-in-Progress			1		10	6	2		19					-
Right of Use Assets			49				41		90					
Goodwill							194		194					
Intangible Assets							81		81					
Intangible Assets under Development							-		-					
Investments			5			4	1,044	(586)	497					
Loans						416	766	(1,159)	23					
Inventories			81			389	522	(86)	906					
Trade Receivables			275			650	866	(725)	1,066					
Cash and Cash Equivalents			2			167	129		298					
Bank Balances other than Cash and Cash Equivalents			15			11			25					
Others			71			266	322	(87)	573					
Total		-	1,263	-	810	2,403	4,522	(2,651)	6,346					

Sterlite Technologies Limited
Registered office: 4th Floor, Godrej Millennium, Koregaon Road 9, STS 12/1, Pune, Maharashtra- 41001, India.
CIN - L31300PN2000PLC202408

