



19th July, 2018

BSE Limited
Corporate Relationship Department
Phiroze Jeejeebhoy Towers,
Dalal Street
Mumbai 400 001.
Tel.: 2272 1233/34
Fax: 022 2272 2039/3121
Scrip Code: 532538

The Manager
Listing Department
The National Stock Exchange of India Limited
"Exchange Plaza", Bandra-Kurla Complex,
Bandra (East), Mumbai 400 051.
Tel.: 26598236
Fax: 2659 8237 / 38.
Scrip Code: ULTRACEMCO

Sub: Regulation 34 of the SEBI (Listing Obligations and Disclosure Requirements) Regulations, 2015 - Submission of Annual Report for FY 2017-18

Dear Sir,

Pursuant to the provisions of Regulation 34 of the SEBI (Listing Obligations and Disclosure Requirements) Regulations, 2015, please find enclosed the Annual Report of the Company for the financial year 2017-18 duly approved and adopted by the Members of the Company at the Annual General Meeting held on 18th July, 2018.

The same is for your records, please.

Yours very truly,

A handwritten signature in blue ink, appearing to read "S. K. Chatterjee".

S. K. Chatterjee
Company Secretary

Encl. a/a.



UltraTech Cement Limited

Registered Office : Ahura Centre, B - Wing, 2nd Floor, Mahakali Caves Road, Andheri (East), Mumbai 400 093, India

T : +91 22 6691 7800 / 2926 7800 | F : +91 22 6692 8109 | W : www.ultratechcement.com / www.adityabirla.com | CIN : L26940MH2000PLC128420

ADITYA BIRLA



UltraTech Cement Limited

Registered Office: 'B' Wing, Ahura Centre, 2nd Floor, Mahakali Caves Road, Andheri (East), Mumbai 400 093

Tel No.: 022-66917800/29267800, **Fax No.:** 022-66928109, **website:** www.ultratechcement.com,

CIN: L26940MH2000PLC128420

NOTICE

NOTICE is hereby given that the Eighteenth Annual General Meeting of UltraTech Cement Limited will be held at Ravindra Natya Mandir, P.L. Deshpande Maharashtra Kala Academy, Near Siddhivinayak Temple, Sayani Road, Prabhadevi, Mumbai – 400 025 on Wednesday, 18th July, 2018 at 3:30 p.m. to transact the following business:

ORDINARY BUSINESS:

Item no. 1 – Adoption of Audited Financial Statements

To receive, consider and adopt the Audited Financial Statements (including Audited Consolidated Financial Statements) for the financial year ended 31st March, 2018 and the Reports of Directors' and Auditors' thereon.

Item no. 2 - Declaration of Dividend

To declare dividend on equity shares for the year ended 31st March, 2018.

Item no. 3 - Re-appointment of Director

To appoint a Director in place of Mr. Kumar Mangalam Birla (DIN: 00012813), who retires by rotation and, being eligible, offers himself for re-appointment.

Item no. 4 - Ratification of appointment of M/s. BSR & Co. LLP, Chartered Accountants, Mumbai as Joint Statutory Auditors of the Company

To consider and if thought fit, to pass the following resolution as an Ordinary Resolution:

"RESOLVED THAT pursuant to the provisions of Section 139 and other applicable provisions, if any, of the Companies Act, 2013 and the Companies (Audit and Auditors) Rules, 2014 (including any statutory modification(s) or re-enactment(s) thereof, for the time being in force), the Company hereby ratifies the appointment of M/s. BSR & Co. LLP, Chartered Accountants, Mumbai (Registration No.:101248W/W 100022) as one of the Joint Statutory Auditors of the Company, to hold office from the conclusion of this Annual General Meeting until the conclusion of the next Annual General Meeting at such remuneration plus tax as applicable and reimbursement

of out-of-pocket expenses in connection with the audit as the Board of Directors may fix in this behalf."

Item no. 5 - Ratification of appointment of M/s. Khimji Kunverji & Co., Chartered Accountants, Mumbai as Joint Statutory Auditors of the Company

To consider and if thought fit, to pass the following resolution as an Ordinary Resolution:

"RESOLVED THAT pursuant to the provisions of Section 139 and other applicable provisions, if any, of the Companies Act, 2013 and the Companies (Audit and Auditors) Rules, 2014 (including any statutory modification(s) or re-enactment(s) thereof, for the time being in force), the Company hereby ratifies the appointment of M/s. Khimji Kunverji & Co., Chartered Accountants, Mumbai (Registration No.:105146W) as one of the Joint Statutory Auditors of the Company, to hold office from the conclusion of this Annual General Meeting until the conclusion of the next Annual General Meeting at such remuneration plus tax as applicable and reimbursement of out-of-pocket expenses in connection with the audit as the Board of Directors may fix in this behalf."

SPECIAL BUSINESS:

Item no. 6 - Ratification of the remuneration of the Cost Auditors viz. M/s. D. C. Dave & Co., Cost Accountants, Mumbai and M/s. N. D. Birla & Co., Cost Accountants, Ahmedabad for the financial year ending 31st March, 2019

To consider and if thought fit, to pass the following resolution as an Ordinary Resolution:

"RESOLVED THAT pursuant to the provisions of Section 148 and other applicable provisions, if any, of the Companies Act, 2013 and the Companies (Audit and Auditors) Rules, 2014

(including any statutory modification(s) or re-enactment(s) thereof, for the time being in force), the Cost Auditors viz. M/s. D. C. Dave & Co., Cost Accountants, Mumbai and M/s. N. D. Birla & Co., Cost Accountants, Ahmedabad appointed by the Board of Directors of the Company to conduct the audit of the cost records of the Company for the financial year ending 31st March, 2019 be paid the remuneration as set out below:

- M/s. D. C. Dave & Co., Cost Accountants, Mumbai – ₹ 12,00,000/- (rupees twelve lakhs only)
- M/s. N. D. Birla & Co., Cost Accountants, Ahmedabad – ₹ 13,00,000/- (rupees thirteen lakhs only)

plus tax as applicable and reimbursement of out-of-pocket expenses.

RESOLVED FURTHER THAT the Board of Directors of the Company be and is hereby authorised to do all such acts, deeds and things and take all such steps as may be necessary or expedient to give effect to this resolution.”

Item no. 7 - Issue of Redeemable Non-convertible Debentures on private placement basis up to an amount of ₹ 9,000 crores

To consider and if thought fit, to pass the following resolution as a Special Resolution:

“RESOLVED THAT pursuant to the provisions of Sections 42, 71 and other applicable provisions, if any, of the Companies Act, 2013 and the Rules made thereunder (including any statutory modification(s) or re-enactment(s) thereof, for the time being in force), the Securities and Exchange Board of India (Issue and Listing of Debt Securities) Regulations, 2008, the Securities and Exchange Board of India (Listing Obligations and Disclosure Requirements) Regulations, 2015, including any amendment, modification, variation or re-enactment to any of the forgoing and other applicable rules

/ regulations / guidelines and provisions of the Articles of Association of the Company, consent of the Members be and is hereby accorded to the Board of Directors of the Company (hereinafter referred to as “the Board” which term shall be deemed to include any Committee of the Board) to offer or issue Redeemable Non-Convertible Debentures (“NCDs”), secured or unsecured in one or more series / tranches aggregating up to an amount not exceeding ₹ 9,000 crores (rupees nine thousand crores only) on a private placement basis, during a period of one year from the date of passing this resolution, on such terms and conditions, as the Board may, from time to time, determine and consider proper and most beneficial to the Company including as to when the said NCDs be issued, the consideration for the issue, utilisation of the issue proceeds and all matters connected with or incidental thereto.

RESOLVED FURTHER THAT for the purpose of giving effect to this resolution, the Board be and is hereby authorised to finalise and execute all deeds, documents and writings as may be necessary, desirable or expedient, and to do all such acts, deeds, matters and things, as it may, in its absolute discretion deem necessary, proper or desirable and to delegate all or any of these powers to the Managing Director or Director(s) or any other Officer(s) of the Company or to any other person.”

By Order of the Board



S. K. Chatterjee
Company Secretary

Place: Mumbai
Date: 25th April, 2018

NOTES:

1. **A MEMBER ENTITLED TO ATTEND AND VOTE AT THE EIGHTEENTH ANNUAL GENERAL MEETING ("the Meeting") IS ENTITLED TO APPOINT A PROXY TO ATTEND AND VOTE INSTEAD OF HIMSELF/HERSELF AND THE PROXY NEED NOT BE A MEMBER OF THE COMPANY. THE INSTRUMENT APPOINTING A PROXY SHOULD HOWEVER BE DEPOSITED AT THE REGISTERED OFFICE OF THE COMPANY NOT LESS THAN FORTY-EIGHT HOURS BEFORE THE COMMENCEMENT OF THE MEETING.**
2. **A PERSON SHALL ACT AS PROXY FOR ONLY 50 MEMBERS AND HOLDING IN AGGREGATE NOT MORE THAN 10 PERCENT OF THE TOTAL SHARE CAPITAL OF THE COMPANY CARRYING VOTING RIGHTS. MEMBER HOLDING MORE THAN 10 PERCENT OF THE TOTAL SHARE CAPITAL OF THE COMPANY CARRYING VOTING RIGHTS MAY APPOINT A SINGLE PERSON AS PROXY AND SUCH PERSON SHALL NOT ACT AS PROXY FOR ANY OTHER MEMBER.**
3. If a Person is appointed as Proxy for more than 50 Members, he shall choose any 50 Members and confirm the same to the Company 24 hours before the commencement of the Meeting. In case, the Proxy fails to do so, the Company shall consider only the first 50 proxies received in respect of such person as valid.
4. Proxy holder shall prove his identity at the time of attending the Meeting. A Proxy Form which does not state the name of the Proxy shall be considered invalid.
5. Corporate members intending to send their authorised representatives to attend the meeting pursuant to Section 113 of Companies Act, 2013 ("the Act") are requested to send to the Company a certified copy of the Board resolution authorising their representatives to attend and vote on their behalf at the meeting.
6. Proxy Form(s) and certified copy of Board resolution(s) authorising representative(s) to attend and vote at the meeting shall be sent to the registered office of the Company and addressed to the "Secretarial Department".
7. An Explanatory Statement pursuant to Section 102 of the Act in respect of item nos. 4 to 7 of the Notice set out above, is annexed hereto. The relevant details as required under Regulation 36(3) of the Securities and Exchange Board of India (Listing Obligations and Disclosure Requirements) Regulations, 2015, ("Listing Regulations") of person seeking re-appointment as Director is also annexed.
8. The Register of Members and Share Transfer Books of the Company will remain closed from Thursday, 12th July, 2018 to Wednesday, 18th July, 2018 (both days inclusive) for the purpose of payment of dividend, if any, approved by the Members.

9. The dividend, as recommended by the Board, if approved at the meeting, will be paid on or after 19th July, 2018 to those Members or their mandates whose names are registered in the Company's Register of Members:

- a) as Beneficial Owners as at the end of business on 11th July, 2018 as per the lists to be furnished by National Securities Depository Limited ("NSDL") and Central Depository Services (India) Limited ("CDSL") in respect of the shares held in electronic form, and
- b) as Members in the Register of Members of the Company after giving effect to all valid share transfers in physical form which are lodged with the Company or its Registrar & Transfer Agent ("RTA") viz. Karvy Computershare Private Limited having their address at "Karvy Selenium", Tower B, Plot No. 31 & 32, Financial District, Gachibowli, Nanakramguda Hyderabad - 500 032 on or before 11th July, 2018.

Equity shares that may be allotted upon exercise of stock options granted under the Employee Stock Option Scheme - 2006 and Employee Stock Option Scheme - 2013 before the book closure date shall rank pari passu with the existing equity shares and shall also be entitled to receive the dividend, if approved at the Meeting.

10. *Pursuant to the provisions of Section 124 of the Act, the unpaid / unclaimed dividend for the financial year 2009 - 2010 has been transferred by the Company to the Investor Education and Protection Fund ("IEPF") established by the Central Government.*
11. *In terms of the provisions of Section 124(5) of the Act, dividend which remains unpaid / unclaimed for a period of seven years from the date of declaration will be transferred to the IEPF.*

Further, in terms of the provisions of the Investor Education and Protection Fund Authority (Accounting, Audit, Transfer and Refund) Rules, 2016 ("IEPF Rules"), equity shares in respect of which dividend has not been paid or claimed for seven consecutive years or more from the date of declaration will also be transferred to an account viz. IEPF Suspense Account, which is operated by the IEPF Authority pursuant to the IEPF Rules.

Shareholders, who have so far not encashed their dividend relating to the financial year 2010-11 are requested to do so by 10th August, 2018, by writing to the Secretarial Department at the Registered Office of the Company or to the RTA, failing which the dividend and the equity shares relating thereto will be transferred to the IEPF and the IEPF Suspense Account respectively.

In compliance with the aforesaid Rules, the Company has already transferred equity shares pertaining to the financial year 2009-10 to the IEPF Suspense Account, after providing necessary intimations to the relevant shareholders.

Details of unpaid / unclaimed dividend and equity shares for the financial year 2009 – 10 are uploaded on the website of the Company as well as that of the Ministry of Corporate Affairs, Government of India ("MCA"). No claim shall lie against the Company in respect of unclaimed dividend amount and equity shares transferred to the IEPF and IEPF Suspense Account, respectively, pursuant to the IEPF Rules. Members can however claim both the unclaimed dividend amount and the equity shares from the IEPF Authority by making applications in the manner provided in the IEPF Rules.

12. a) Members are requested to notify immediately any change of address:
 1. to their Depository Participants ("DPs") in respect of the shares held in electronic form, and
 2. to the Company or its RTA, in respect of the shares held in physical form together with a proof of address viz. Electricity Bill, Telephone Bill, Ration Card, Voter ID Card, Passport etc.
- b) In case the mailing address mentioned on this Annual Report is without the PINCODE, Members are requested to kindly inform their PINCODE immediately.
13. Non-resident Indian Members are requested to inform the Company or its RTA or to the concerned DPs, as the case may be, immediately:
 - (a) the change in the residential status on return to India for permanent settlement.
 - (b) the particulars of the NRE Account with a Bank in India, if not furnished earlier.
14. Members are requested to make all correspondence in connection with shares held by them by addressing letters directly to the Company or its RTA quoting their Folio number or their Client ID number with DP ID number, as the case may be.
15. Members who are holding shares in identical order of names in more than one folio are requested to send to the Company or its RTA, the details of such folios together with the share certificates for consolidating their holdings in one folio. The share certificates will be returned to the Members after making requisite changes thereon.

16. (a) Members are advised to avail the facility for receipt of dividend through Electronic Clearing Service ("ECS"). The ECS facility is available at specified locations. Members holding shares in electronic form are requested to contact their respective DPs for availing ECS facility. Members holding shares in physical form are requested to download the ECS form from the website of the Company viz. www.ultratechcement.com and the same duly filled up and signed along with a photocopy of a cancelled cheque may be sent to the Company or its RTA.
- (b) Members who hold shares in electronic form and want to change / correct the bank account details should send the same immediately to their concerned DP and not to the Company. Members are also requested to give the MICR Code of their bank to their DPs. The Company will not entertain any direct request from such Members for change of address, transposition of names, deletion of name of deceased joint holder and change in the bank account details. The said details will be considered, as will be furnished by NSDL/CDSL to the Company.
- (c) The Listing Regulations specifies companies to use any of the approved electronic payment facility viz: ECS, NECS or RTGS etc. for making cash payments to investors. The Company or its RTA is required to maintain bank details of their investors as follows:
 - for investors holding securities in dematerialised form, companies shall seek relevant bank details from the depositories.
 - for investors holding securities in physical mode, companies shall maintain updated bank details of the investors at their end.
- (d) To avoid the incidence of fraudulent encashment of dividend warrants, Members are requested to intimate the Company under the signature of the Sole / First Joint holder, the following information, so that the bank account number and name and address of the bank can be printed on the dividend warrants:
 - 1) Name of Sole / First Joint holder and Folio number.
 - 2) Particulars of bank account, viz.
 - i) Name of bank
 - ii) Name of branch
 - iii) Complete address of bank with PINCODE
 - iv) Account type, whether Savings (SB) or Current Account (CA)
 - v) Bank Account Number

17. Depository System

The Company has entered into agreements with NSDL and CDSL. The Depository System envisages the elimination of several problems involved in the scrip-based system such as bad deliveries, fraudulent transfers, fake certificates, thefts in postal transit, delay in transfers, mutilation of share certificates, etc. Simultaneously, Depository System offers several advantages like exemption from stamp duty, elimination of concept of market lot, elimination of bad deliveries, reduction in transaction costs, improved liquidity, etc.

Members, therefore, now have the option of holding and dealing in the shares of the Company in electronic form through NSDL or CDSL. Members are encouraged to convert their holdings to electronic mode.

18. As per the provisions of Section 72 of the Act, facility for making nominations is now available to INDIVIDUALS holding shares in the Company. Members holding shares in physical form may obtain the Nomination Form from the Company's Secretarial Department at its Registered Office or its RTA or can download the form from the Company's website viz. www.ultratechcement.com. Members holding shares

in electronic form have to approach their DPs for completing the nomination formalities.

19. The Annual Report of the Company for the year 2017-18, circulated to the Members of the Company, is available on the Company's website viz. www.ultratechcement.com. The annual accounts of the Company's subsidiary companies and the related detailed information shall be made available to shareholders of the holding and subsidiary companies seeking such information at any point of time.
20. In terms of the Listing Regulations, it is mandatory to furnish a copy of PAN card to the Company or its RTA in the following cases viz. transfer of shares, deletion of name, transmission of shares and transposition of shares.
21. All documents referred to in the notice will be available for inspection at the Company's registered office between 11:00 am and 1:00 pm up to 17th July, 2018 on all days (except Saturdays, Sundays and public holidays).
22. The route map of the venue of the Meeting is given in the Notice. A prominent landmark for the venue is near Siddhivinayak Temple in Prabhadevi.

ANNEXURE TO THE NOTICE

Explanatory Statement Pursuant to Section 102 of the Companies Act, 2013:

Item nos. 4 and 5 - Ratification of appointment of M/s. BSR & Co. LLP, Chartered Accountants, Mumbai and M/s. Khimji Kunverji & Co., Chartered Accountants, Mumbai as Joint Statutory Auditors of the Company

In terms of the provisions of Section 139(1) of the Companies Act, 2013 ("the Act"), the appointment of statutory auditors is subject to ratification by the Members of the Company at every Annual General Meeting ("AGM") of the Company.

M/s. BSR & Co. LLP ("BSR"), Chartered Accountants were appointed as one of the Joint Statutory Auditors of the Company at the AGM of the Company held on 28th August, 2015 to hold office from the conclusion of the 15th AGM until the conclusion of the 20th AGM of the Company to be held in 2020. In terms of the provisions of Section 139(1) of the Act, their appointment for the above tenure is subject to ratification by Members at every AGM. Accordingly, ratification of the Members is being sought for appointment of BSR in the resolution set out at item no. 4 of this notice.

M/s. Khimji Kunverji & Co., ("KKC") Chartered Accountants, Mumbai were appointed as one of the Joint Statutory Auditors of the Company at the AGM of the Company held on 19th July, 2016 to hold office from the conclusion of the 16th AGM until the conclusion of the 21st AGM of the Company to be held in 2021. In terms of the provisions of Section 139(1) of the Act, their appointment for the above tenure is subject to ratification by Members at every AGM. Accordingly, ratification of the Members is being sought for appointment of KKC in the resolution set out at item no. 5 of this notice.

None of the Directors, Key Managerial Personnel and their relatives are, in any way, concerned or interested in the said resolutions.

The Board accordingly recommends the resolutions set out at item nos. 4 and 5 of this Notice for your approval.

Item no. 6 - Ratification of the remuneration of the Cost Auditors viz. M/s. D. C. Dave & Co., Cost Accountants, Mumbai and M/s. N. D. Birla & Co., Cost Accountants, Ahmedabad for the financial year ending 31st March, 2019

The Board of Directors of the Company, on the recommendation of the Audit Committee, approved the appointment and remuneration of M/s. D. C. Dave & Co., Cost Accountants, Mumbai and M/s. N. D. Birla & Co., Cost Accountants, Ahmedabad, Cost Auditors, to conduct the audit of the cost records of the Company for the financial year ending 31st March, 2019 as per the following details:

- M/s. D. C. Dave & Co., Cost Accountants, Mumbai – ₹ 12,00,000/- (rupees twelve lakhs only)
- M/s. N. D. Birla & Co., Cost Accountants, Ahmedabad – ₹ 13,00,000/- (rupees thirteen lakhs only)

plus tax as applicable, and reimbursement of out-of-pocket expenses.

In terms of the provisions of Section 148 of the Act, read with the Companies (Audit and Auditors) Rules, 2014, the remuneration payable to the Cost Auditors has to be ratified by the Members of the Company.

Accordingly, consent of the Members is being sought for passing the resolution as set out in item no. 6 of this Notice for ratification of the remuneration payable to the Cost Auditors for the financial year ending 31st March, 2019.

None of the Directors, Key Managerial Personnel and their relatives are, in any way, concerned or interested in the said resolution.

The Board accordingly recommends the resolution set out at item no. 6 of this Notice for your approval.

Item no. 7 - Issue of Redeemable Non-convertible Debentures on private placement basis up to an amount of ₹ 9,000 crores

Section 42 of the Act read with Rule 14 of the Companies (Prospectus and Allotment of Securities) Rules, 2014 (including any statutory modification(s) or re-enactment(s) thereof, for the time being in force) requires any offer or invitation for subscription of Redeemable Non-Convertible Debentures ("NCDs") and its issuance on private placement basis to be approved by the Members by way of a special resolution. The Rules provide that the said special resolution must be passed in respect of all offers / invitation for the NCDs to be issued during a year.

In order to augment resources for, inter alia, the ongoing capital expenditure and / or refinancing / repayment / prepayment of existing loans and / or for general corporate purposes, the Company may offer or invite subscription for secured / unsecured redeemable NCDs, in one or more series / tranches on private placement basis, issuable / redeemable at discount / par / premium.

Accordingly, the approval of the Members is being sought by way of special resolution as set out in item No. 7 of this Notice authorising the Board of Directors (hereinafter referred to

as "the Board" which term shall be deemed to include any Committee of the Board) of the Company to issue up to an amount not exceeding ₹ 9,000 crores (rupees nine thousand crores only) on a private placement basis, at a discount or at par or at a premium and at such interest rate as may be appropriate considering the prevailing money market conditions at the time of issuance, during a period of one year from the date of passing of this resolution.

None of the Directors, Key Managerial Personnel of the Company or their relatives are, in any way, concerned or interested in the said resolution.

The Board accordingly recommends the resolution set out at item no. 7 of this Notice for your approval.

By Order of the Board



S. K. Chatterjee
Company Secretary

Place: Mumbai

Date: 25th April, 2018

Disclosure relating to Director pursuant to Regulation 36(3) of the Listing Regulations and Secretarial Standard on General Meetings:

Name of Director	Mr. Kumar Mangalam Birla
Brief resume	Mr. Kumar Mangalam Birla is at the helm of the over US\$40 billion multinational Aditya Birla Group, which operates in 36 countries across six continents. Over 53 per cent of its revenues flow from its operations outside India. He chairs the Boards of the major Group companies in India and globally. The Group's businesses are spread across a swath of industries. These include aluminium, copper, cement, textiles (pulp, fibre, yarn, fabric and branded apparel), carbon black, insulators, natural resources, power, agribusiness, telecommunications, financial services, retail and trading.
Date of Birth / Age	14 th June, 1967 / 51 years
Date of First Appointment	14 th May, 2004
Expertise in specific functional area	Industrialist
Qualification	Chartered Accountant
Shareholding in the Company	14,065
Relationship with other Directors, Manager and other Key Managerial Personnel of the Company	Son of Mrs. Rajashree Birla
No. of Board meetings attended during FY18	4
Names of other public limited companies in which directorships held	1. Aditya Birla Capital Limited; 2. Aditya Birla Sun Life AMC Limited; 3. Aditya Birla Sun Life Insurance Company Limited; 4. Century Textiles and Industries Limited; 5. Grasim Industries Limited; 6. Hindalco Industries Limited; 7. Idea Cellular Limited; 8. Pilani Investment and Industries Corporation Limited.
Chairman / Member of the Committee of Directors of other public limited companies in which he is a Director:	
a) Audit Committee	Nil
b) Stakeholders Relationship Committee	Nil

Note: Pursuant to Regulation 26 of the Listing Regulations, only two Committees viz. Audit Committee and Stakeholders Relationship Committee have been considered.

Instructions for Remote e-voting

1. In compliance with the provisions of Section 108 of the Companies Act, 2013 read with Rule 20 of the Companies (Management and Administration) Rules, 2014 as amended by the Companies (Management and Administration) Amendment Rules, 2015 and Regulation 44 of the Securities and Exchange Board of India (Listing Obligations and Disclosure Requirements) Regulations, 2015, the Company is pleased to provide to its Members facility to exercise their right to vote on resolutions proposed to be considered at the Annual General Meeting ("AGM") by electronic means and the business may be transacted through e-voting services arranged by Karvy Computershare Private Limited ("Karvy"). The Members may cast their votes using an electronic voting system from a place other than the venue of the AGM ("remote e-voting").
2. The facility for voting through electronic voting system or polling paper shall be made available at the AGM and the Members attending the AGM who have not cast their vote by remote e-voting shall be able to exercise their right at the AGM.
3. The Members who have cast their vote by remote e-voting prior to the AGM may also attend the AGM but shall not be entitled to cast their vote again.
4. The remote e-voting period commences on Sunday, 15th July, 2018 (9:00 a.m. IST) and ends on Tuesday, 17th July, 2018 (5:00 p.m. IST). During this period, Members of the Company holding shares either in physical form or in demat form, as on the cut-off date of Wednesday, 11th July, 2018 may cast their vote by remote e-voting. The remote e-voting module shall be disabled by Karvy for voting thereafter. Once the vote on a resolution is cast by the Member, the Member shall not be allowed to change it subsequently.

The process and manner for remote e-voting are as under:

A. In case a Member receives an e-mail from Karvy (for Members whose e-mail addresses are registered with the Company/ Depository Participants):

- (i) Launch internet browser by typing the URL: <https://evoting.karvy.com>.
- (ii) Enter the login credentials (i.e. User ID and Password mentioned above). Your Folio No./ DP ID-Client ID will be your User ID. However, if you are already registered with Karvy for e-voting, you can use your existing User ID and password for casting your vote.
- (iii) After entering these details appropriately, Click on "LOGIN".
- (iv) You will now reach password change Menu wherein you are required to mandatorily change

your password. The new password shall comprise of minimum 8 characters with at least one upper case (A-Z), one lower case (a-z), one numeric value (0-9) and a special character (@, #, \$, etc.). The system will prompt you to change your password and update your contact details like mobile number, email ID, etc. on first login. You may also enter a secret question and answer of your choice to retrieve your password in case you forget it. It is strongly recommended that you do not share your password with any other person and that you take utmost care to keep your password confidential.

- (v) You need to login again with the new credentials.
- (vi) On successful login, the system will prompt you to select the "EVENT" i.e., UltraTech Cement Limited.
- (vii) On the voting page, enter the number of shares (which represents the number of votes) as on the Cut Off date under "FOR/AGAINST" or alternatively, you may partially enter any number in "FOR" and partially in "AGAINST" but the total number in "FOR/AGAINST" taken together should not exceed your total shareholding as mentioned hereinabove. You may also choose the option ABSTAIN. If the shareholder does not indicate either "FOR" or "AGAINST" it will be treated as "ABSTAIN" and the shares held will not be counted under either head.
- (viii) Shareholders holding multiple folios/demat accounts shall choose the voting process separately for each folios/demat accounts.
- (ix) Voting has to be done for each item of the Notice separately. In case you do not desire to cast your vote on any specific item it will be treated as abstained.
- (x) You may then cast your vote by selecting an appropriate option and click on "Submit".
- (xi) A confirmation box will be displayed. Click "OK" to confirm else "CANCEL" to modify. Once you confirm, you will not be allowed to modify your vote. During the voting period, Members can login any number of times till they have voted on the Resolution(s).
- (xii) Corporate/Institutional Members (i.e. other than Individuals, HUF, NRI, etc.) are also required to send scanned certified true copy (PDF Format) of the Board Resolution/Authority Letter, etc. together with attested specimen signature(s) of the duly authorized representative(s), to the Scrutinizer at e-mail ID: ultratechevoting@karvy.com with a copy marked to evoting@karvy.com. The scanned image of the above mentioned documents should be in the naming format "Corporate Name_ EVENT NO."

B. In case a Member receives physical copy of the Notice of AGM (for members whose e-mail IDs are not registered with the Company/ Depository Participant or requesting physical copy)

- (i) Initial Password is provided, as below, at the bottom of the Attendance Slip for the AGM.

User ID	Password/PIN
-	-

- (ii) Please follow all steps from Sr. No. (i) to Sr. No. (xii) above in (A), to cast your vote.

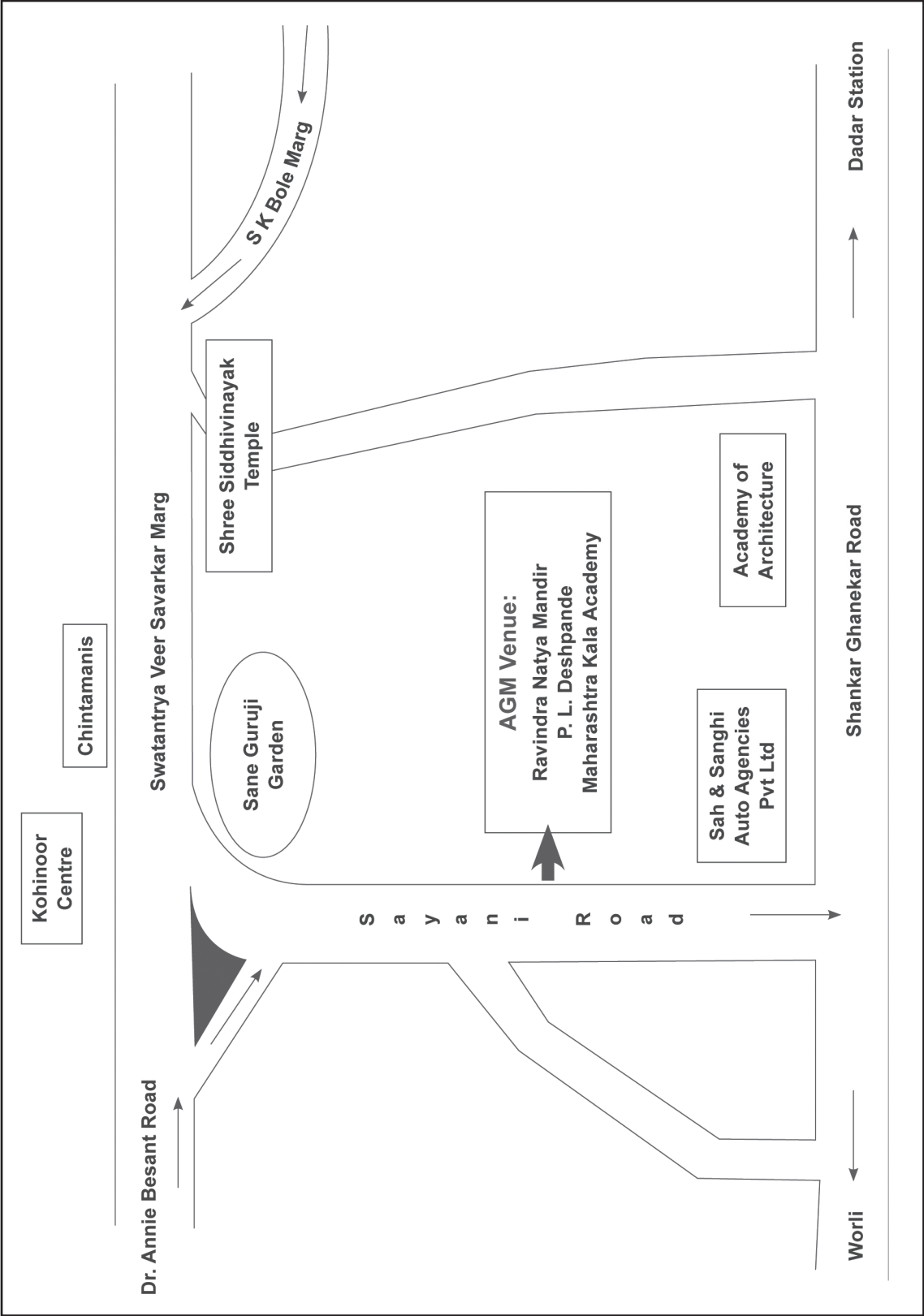
C. Other Instructions:

- I. The voting rights of Members shall be in proportion to their shares of the paid-up equity share capital of the Company as on the cut-off date i.e. Wednesday, 11th July, 2018.
- II. A person, whose name is recorded in the Register of Members or in the Register of Beneficial Owners maintained by the Depositories as on the cut-off date only shall be entitled to avail the facility of remote e-voting as well as voting at the AGM.
- III. Any person who acquires shares of the Company and becomes a Member of the Company after dispatch of the Notice of AGM and holding shares as of the cut-off date i.e. Wednesday, 11th July, 2018 may obtain the User ID and Password in the manner as mentioned below:
- a. If the mobile number of the member is registered against Folio No. / DP ID Client ID, the member may send SMS: MYEPWD<space>e-voting Event Number + Folio No. or DP ID Client ID to +91 9212993399
- Example for NSDL:
MYEPWD<SPACE> XXXXIN12345612345678
- Example for CDSL:
MYEPWD<SPACE> XXXX1402345612345678
- Example for Physical:
MYEPWD<SPACE> XXXX1234567890
- b. If e-mail address of the Member is registered against Folio No. / DP ID Client ID, then on the home page of <https://evoting.karvy.com>, the member may

click "Forgot password" and enter Folio No. or DP ID Client ID and PAN to generate a password.

- c. Members may call Karvy's toll free number 1-800-3454-001.
- d. Members may send an e-mail request to: evoting@karvy.com. If the Member is already registered with the Karvy e-voting platform then such member can use his/her existing User ID and password for casting the vote through remote e-voting.
- IV. The Board of Directors has appointed Mr. B. Narasimhan, Company Secretary of M/s. B. N. & Associates, Company Secretaries as a Scrutinizer to scrutinize the remote e-voting process and voting at the AGM in a fair and transparent manner.
- V. At the AGM, at the end of discussion on the resolutions on which voting is to be held, the Chairman shall with the assistance of the Scrutinizer order voting for all those Members who are present but have not cast their vote electronically using the remote e-voting facility.
- VI. The Scrutinizer shall after the conclusion of voting at the AGM, first count the votes at the meeting, there after unblock the votes cast through remote e-voting in the presence of atleast two witnesses, not in employment of the Company, and make, not later than three days of the conclusion of the AGM, a consolidated scrutinizer's report of the total votes cast in favour or against, if any, to the Chairman in writing, who shall countersign the same and declare the result of the voting forthwith.
- VII. The results declared along with the Scrutinizer's report shall be placed on the Company's website www.ultratechcement.com and on the website of Karvy www.evoting.karvy.com immediately after the result declared by the Chairman or any other person authorised by the Chairman and the same shall be communicated to BSE Limited and the National Stock Exchange of India Limited, where the shares of the Company are listed.
- VIII. In case of any queries, please visit Help and Frequently Asked Questions (FAQs) section available at Karvy's website www.evoting.karvy.com.

Route map to the venue of the Annual General Meeting





UltraTech Cement Limited

Registered Office: 'B' Wing, Ahura Centre, 2nd Floor, Mahakali Caves Road, Andheri (East), Mumbai 400 093

Tel No.: 022-66917800/29267800, **Fax No.:** 022-66928109, **website:** www.ultratechcement.com

CIN: L26940MH2000PLC128420

Form No. MGT – 11

PROXY FORM

[Pursuant to Section 105(6) of the Companies Act, 2013 and Rule 19(3) of the Companies (Management and Administration) Rules, 2014]

Name of the Member(s):

Registered address:

E-mail ID:

Folio No. / DP ID and Client ID:

I/We, being the Member(s) of Shares of the above named Company, hereby appoint

1. Name: E-Mail ID:

Address

Signature or failing him/her

2. Name: E-Mail ID:

Address

Signature or failing him/her

3. Name: E-Mail ID:

Address

Signature

as my/our proxy to attend and vote (on a poll) for me/us and my/our behalf at the 18th Annual General Meeting, to be held on Wednesday, 18th July, 2018 at 3:30 p.m. at Ravindra Natya Mandir, P. L. Deshpande Maharashtra Kala Academy, Near Siddhivinayak Temple, Sayani Road, Prabhadevi, Mumbai - 400 025 and at any adjournment thereof in respect of such resolutions and in such manner as are indicated below:

I/We wish my above proxy(ies) to vote in the manner as indicated in the box below:

Resolution No.	Description	For*	Against*
1.	Adoption of the Audited Financial Statements (including audited consolidated financial statements) for the financial year ended 31 st March, 2018, the Reports of the Directors' and Auditors' thereon.		
2.	Declaration of Dividend.		
3.	Re-appointment of Mr. Kumar Mangalam Birla, Director retiring by rotation.		

Resolution No.	Description	For*	Against*
4.	Ratification of appointment of M/s. BSR & Co. LLP, Chartered Accountants, Mumbai as Joint Statutory Auditors of the Company.		
5.	Ratification of appointment of M/s. Khimji Kunverji & Co., Chartered Accountants, Mumbai as Joint Statutory Auditors of the Company.		
6.	Ratification of the remuneration of the Cost Auditors viz. M/s. D. C. Dave & Co., Cost Accountants, Mumbai and M/s. N. D. Birla & Co., Cost Accountants, Ahmedabad for the financial year ending 31 st March, 2019.		
7.	Issue of Redeemable Non-convertible Debentures on private placement basis up to an amount of ₹ 9,000 crores.		

Signed this day of 2018

Affix a
Re. 1/-
Revenue
Stamp

.....
Signature of Shareholder

.....
Signature of first proxy holder

.....
Signature of second proxy holder

.....
Signature of third proxy holder

*Please put a (✓) in the appropriate column against the resolution as indicated in the box. Alternatively, you may mention the number of shares in the appropriate column in respect of which you would like your proxy to vote. If you leave all the columns blank against any or all the resolutions, your proxy will be entitled to vote in the manner as he/she thinks appropriate.

Notes:

- This Form of proxy in order to be effective should be duly completed and deposited at the Registered Office of the Company not less than 48 hours before the commencement of the meeting.**
- A proxy need not be a Member of the Company.
- In case the Member appointing proxy is a body corporate, the proxy form should be signed under its seal or be signed by an officer or an attorney duly authorised by it and an authenticated copy of such authorisation should be attached to the proxy form.
- A person can act as proxy on behalf of such number of members not exceeding fifty and holding in the aggregate not more than ten percent of the total share capital of the Company carrying voting rights. Further, a Member holding more than ten percent of the total share capital of the Company carrying voting rights, may appoint a single person as proxy and such person shall not act as proxy for any other person or Member.
- Appointing a proxy does not prevent a Member from attending the meeting in person if he/she so wishes.
- In case of joint holders, the signature of any one holder will be sufficient, but names of all the joint holders should be stated.

BUILDING ICONS FOR A NEW INDIA.



ANNUAL REPORT

2017-18

**UltraTech
Cement Limited**

**BIG IN
YOUR LIFE**





Mr. Aditya Vikram Birla

We live by his values.

Integrity, Commitment, Passion, Seamlessness and Speed.

The Chairman's Letter to Shareholders



Dear Shareholder,

Global Economy:

The global economy is on a rebound. The International Monetary Fund (IMF) estimates indicate that global real GDP grew 3.8% in 2017. This is the highest growth pace over the last six years. It is also the broadest synchronised global growth upsurge, since 2010 as underlined by IMF.

This impetus from a supportive monetary policy was further buoyed by a revival of investment spending in advanced economies. The expansionary fiscal and monetary policies

in the US led to improve growth prospects. The US grew at 2.3% in 2017 as against 1.5% in 2016. Growth accelerated in Europe and Asia too.

The global economic recovery is expected to continue. For the current and the next year, a strong growth at 3.9% is projected. This positive outlook is somewhat clouded. Increased trade protectionism, rising international crude oil prices, geo-political risks and the uncertainty about normalisation of monetary policies in advanced economies from highly accommodative conditions in the past, are some of the factors that dim the outlook.

India's economy is emerging strongly from the transitory effects of demonetisation and implementation of Goods and Services Tax (GST). India's macroeconomic indicators remain healthy. The fiscal deficit has been cut to 3.5% of GDP. India's foreign exchange reserves as at March end stood at a comfortable level of \$424 billion.

Indian Economy:

India's economy is emerging strongly from the transitory effects of demonetisation and implementation of Goods and Services Tax (GST). Although India's GDP growth slowed from 7.1% in FY17 to 6.7% in FY18, the economy recorded a seven-quarter high GDP growth of 7.7% in the exit quarter of FY18. This reflects momentum.

India's macroeconomic indicators remain healthy. The fiscal deficit has been cut to 3.5% of GDP. India's foreign exchange reserves as at March end stood at a comfortable level of \$424 billion.

Investors seem to be positive on India's economic prospects. The Foreign Direct Investment (FDI) flows continue to be encouraging. India's global ranking on the ease of doing business notched up to 100 from 142 in barely four years, while that on global competitiveness index has climbed from 71st in 2014-15 to 39th in 2016-17.

The prevailing sense of optimism accentuates India's continuing economic growth in the future as well. It is attributable to the country's solid fundamentals, such as deleveraging by corporates, resulting in much stronger balance sheets, better capacity utilisation with consumption demand becoming stronger, and insolvency and bankruptcy process weeding out non-performing assets, among others. The Government's unwavering push for infrastructure projects – Bharatmala Pariyojana, airports, metros, affordable housing, urbanisation, smart cities and digitisation are excellent stimulators for the economy's growth in the medium-term.

At the same time, we cannot ignore near-term challenges. The bucket of concerns consist of rising oil prices, hardening inflation, firming bond yields and widening current account deficit. The ongoing global trade frictions, particularly between the US and China, are worrisome and can have a spillover negative effect on countries like India. So the terrain ahead could be a tad bumpy depending on the economic and geopolitical environment.

Your Company's performance:

The cement sector saw an impressive pickup at over 7.5%, ending a 7 year down cycle. Your Company put in a remarkable performance, attaining net revenues of US\$ 4.87 billion (₹ 31,411 crores) and EBITDA of US\$ 1.04 billion (₹ 6,729 crores).

The major development of the year was the successful completion of the acquisition of the 21.2 mtpa capacity cement plants of Jaiprakash Associates Limited. This acquisition enables your Company's entry into the high growth markets of India where it needed greater reinforcement. Your Company has injected the much needed working capital, strengthened operations by upgrading technology and plant maintenance. This has resulted in improving efficiencies, enhancing capacity utilisation and bringing the cement manufactured at these plants up to your Company's standard. The transition of the acquired cement plants to the 'UltraTech' brand has been achieved.

Your Company commissioned a greenfield clinker capacity of 2.5 mtpa at Manawar, District - Dhar, Madhya Pradesh, coupled with a cement grinding facility of 1.75 mtpa capacity. Commissioning the plant in less than 365 days has set a global benchmark. The plant is of strategic advantage, largely catering to the growing cement demand from Madhya Pradesh's main industrial belt - the Dewas-Ratlam-Pithampur-Indore sector. An additional cement grinding facility of 1.75 mtpa capacity as well as a waste heat recovery system of 13 MW capacity is under erection and both are expected to be completed before September, 2018, at Dhar.

Your Company now has 19 Integrated Plants, 1 clinkerisation Unit, 25 Grinding Units and 7 bulk terminals. With the commissioning of the additional grinding unit at Dhar and at Bara, your Company's cement manufacturing capacity will stand augmented to 96.5 mtpa.

I would also like to apprise you of your Company's participation in an insolvency resolution process under the Insolvency and Bankruptcy Code, 2016 through the submission of a resolution plan for acquiring Binani Cement Limited. Its assets which are

The major development of the year was the successful completion of the acquisition of the 21.2 mtpa capacity cement plants of Jaiprakash Associates Limited.....

Your Company commissioned a greenfield clinker capacity of 2.5 mtpa at Manawar, District - Dhar, Madhya Pradesh, coupled with a cement grinding facility of 1.75 mtpa capacity. Commissioning the plant in less than 365 days has set a global benchmark.

I am delighted to share with you that Aon Hewitt, a reputed global consulting firm, in the 'Best Employers 2018' study conducted by them, have named our Aditya Birla Group as the 'Best Employer' in India.

proposed to be acquired fall in line with your Company's long-term strategy to expand, grow and consolidate its position as best as possible in an economically efficient manner in the markets of Rajasthan and Gujarat. Currently hearings are pending before the Regulatory Authorities. These include the National Company Law Tribunal, the National Company Law Appellate Tribunal and the Supreme Court of India. That said your Company has received the requisite approval from the Competition Commission of India for the proposed transaction.

Outlook

Growth in the cement sector is expected to be around 8% in FY 2018-19, which is encouraging vis-a-vis growth over the last few years. The Government's unrelenting thrust on bringing the nation's infrastructure up to speed coupled with inclusive growth, is the major push factor for the economy. The outlook on the sector is bright.

What Give Us The Edge

Undeniably our people, their dedication to work, their sense of belongingness and pride in the Group, their putting the organisation first and living our values. I acknowledge their contribution and count on their continued commitment to take our business far ahead.

The Aditya Birla Group: In Perspective

The year 2017-18 has been a momentous year on all counts. We reached a record revenue of \$ 43 billion with an EBITDA of \$ 6 billion. Our Group's market cap crossed the \$ 50 billion mark. These spectacular achievements are a reflection not only of our growing size and scale, the inherent soundness of our strategies and operations, but importantly the enormous confidence that investors and other stakeholders have reposed in us.

I am delighted to share with you that Aon Hewitt, a reputed global consulting firm, in the 'Best Employers 2018' study conducted by them, have named our Aditya Birla Group as the 'Best Employer' in India.

Moving on to our people processes, what strikes me most is that the development and leadership aspects embedded in it, are all futuristic. I believe, we are headed in the right direction. Let me give you a flavour of what we have accomplished and how we are constantly refreshing and reengineering our HR initiatives.

Our Group HR has formulated a unique proposition for leadership development through the 2x2x2 formula. It is structured in a manner that accords opportunities to high talent to work in two businesses across two geographies and in two functions. Such an approach, should give a holistic experience and help prepare our leaders of the future.

I had apprised you earlier on the talent councils led by Business Heads and Directors at Group, business and at the functional levels. So far more than 250 talent council meetings have been held with over 8,000 development conversations and actions initiated for these colleagues. I have attended several of these meetings and am much encouraged by the positivity and enthusiasm they generate among employees down the line. They rightly believe that talent will always bubble to the top.

More than ever before in the people domain two segments that have grabbed the attention of progressive corporates, comprise of the millennials and gender diversity issue. In our Group 52% of our executives are under 35 years of age. They are the leaders of tomorrow whom we need to groom today.

Today women constitute over 14% of our employee force. Game changing career enabling policies have been introduced. These include work life issues such as maternity, childcare, flexi time, local commute and accompanied travel for the child and the caretaker. Alongside as part of the family support initiative, paternity leave is also being provided.

For younger employees, through our flagship programme, which is the Aditya Birla Group Leadership Programme (ABGLP), we are building a robust talent pipeline at the entry, junior and middle levels who over the years move into senior leadership. From this cadre, over 350 youngsters have been placed across the Group.

In our Group 52% of our executives are under 35 years of age. They are the leaders of tomorrow whom we need to groom today.....

Today women constitute over 14% of our employee force. Game changing career enabling policies have been introduced.

Innovation and spirit of entrepreneurship that our employees bring to work is amazing and a major contributant to our Group scaling newer heights year after year.

Gyanodaya, the Aditya Birla Global Centre for Leadership and Learning continues its commitment to prepare P&L and manufacturing leaders through Accelerated Leadership Development programs. I take great pride in Gyanodaya bagging Gold Award as Best Corporate University – Culture and Brand in Global CCU Awards 2017, “for operating at the highest levels of excellence and creating value for people, business and society”.

The sales, marketing and customer centricity academy, the HR academy enabled 1,765 managers hone their expertise to greater heights. The Gyanodaya virtual campus continues to offer 900+ e-learning modules in multiple languages. During the year nearly 40,000 employees leveraged the e-learning programme.

We are enhancing our HR processes for scale, agility and consistent employee experience. A comprehensive HR assurance and excellence framework, the HR portal to enable the last mile employee anytime anywhere connect, SeamEx, the Group HR Shared Services Center are milestones in this journey, as they enthuse and energise our people.

In sum

Our Group’s robust revenue growth, healthy EBITDA margins, deploying capital efficiently and generating cash flows, support our ambitious growth plans. Innovation and spirit of entrepreneurship that our employees bring to work is amazing and a major contributant to our Group scaling newer heights year after year.

Yours sincerely,



Kumar Mangalam Birla

BOARD OF DIRECTORS

Kumar Mangalam Birla
Chairman

Non-Executive Directors

Mrs. Rajashree Birla
O. P. Puranmalka
D. D. Rath

Independent Directors

Arun Adhikari
Mrs. Alka Bharucha
G. M. Dave
Mrs. Sukanya Kripalu
S. B. Mathur
Mrs. Renuka Ramnath

Executive Directors

K. K. Maheshwari
Managing Director
Atul Daga
Whole-time Director & CFO

COMMITTEES OF THE BOARD

Audit

S. B. Mathur
Mrs. Alka Bharucha
G. M. Dave
Mrs. Renuka Ramnath
D. D. Rath

Corporate Social Responsibility

Mrs. Rajashree Birla
G. M. Dave
K. K. Maheshwari
O. P. Puranmalka

Nomination Remuneration & Compensation

G. M. Dave
Arun Adhikari
Kumar Mangalam Birla

Stakeholder Relationship

D. D. Rath
Mrs. Sukanya Kripalu
S. B. Mathur

Finance

D. D. Rath
Arun Adhikari
Mrs. Alka Bharucha

Risk Management & Sustainability

K. K. Maheshwari
Atul Daga
K. C. Jhanwar

Senior Management

K. C. Jhanwar

*Deputy Managing Director &
Chief Manufacturing Officer*

Sunil Kulwal

CEO – Birla White

Ramesh Mitragotri

Chief Human Resource Officer

Vivek Agrawal

*Group Executive President &
Chief Marketing Officer*

Pramod Rajgaria

President – International Operations

Paresh Thacker

General Counsel

Sanjay Mathur

*CEO – Ready Mix Concrete &
Key Accounts*

Company Secretary

S. K. Chatterjee

Statutory Auditors

BSR & Co. LLP,

Chartered Accountants, Mumbai

Khimji Kunverji & Co.,

Chartered Accountants, Mumbai

Cost Auditors

D. C. Dave & Co.,

Cost Accountants, Mumbai

N. D. Birla & Co.,

Cost Accountants, Ahmedabad

Secretarial Auditor

BNP & Associates,

Company Secretaries, Mumbai

Registrar & Transfer Agent

Karvy Computershare Private Limited,

Hyderabad

Contents

i	UltraTech's Journey	85	Independent Auditors' Report
02	Financial Highlights	92	Standalone Balance Sheet
04	Directors' Report And Management Discussion and Analysis	93	Standalone Statement of Profit and Loss
44	Report on Corporate Governance	96	Standalone Cash Flow Statement
56	Shareholder Information	98	Notes to Standalone Financial Statements
67	Social Report	158	Consolidated Financial Statements
71	Sustainability and Business Responsibility Report		

Registered Office

'B' Wing, Ahura Centre, 2nd Floor, Mahakali Caves Road, Andheri (East), Mumbai 400 093.
Tel: (022) 6691 7800/2926 7800 Fax: (022) 6692 8109. Website: www.ultratechcement.com / www.adityabirla.com
CIN: L26940MH2000PLC128420

Registrar & Transfer Agent

Karvy Computershare Private Limited. "Karvy Selenium", Tower B, Plot No. 31-32,
Gachibowli, Financial District, Nanakramguda, Hyderabad-500032.
Tel: +91 40 6716 2222 Fax: +91 40 2342 0814

UltraTech's Journey

1983-85

1.0 mtpa

- 1st cement plant set up for Grasim (Vikram Cement) and Indian Rayon (Rajashree Cement)

1998

8.5 mtpa

- Merger of Indian Rayon & Grasim Cement business

2004

31 mtpa

- Acquisition of 17 mtpa capacity
- Listed as post the acquisition

2008

42 mtpa

- Focus on Cost Leadership between 2005-2009
- Synergy of Cement Businesses of Aditya Birla Group under one roof
- Investments in TPPs – 80% (power self-sufficiency)

2011

52 mtpa

- Organic Capacity addition: 15 mtpa
- Group Cement business under one roof
- Became India's Largest Cement Company
- Acquisition of Star Cement: 3 mtpa

2016

69 mtpa

- New Capacity addition
Organic – 12.7 mtpa and
Inorganic – 4.8 mtpa

2018

90.8 mtpa

- Acquired 21.2 mtpa capacity
- #4 global cement player by capacity (ex. China)

Aditya Cement Works



5.0

Cement capacity
(MTPA)

1995

Year of
establishment

73

TPP Capacity
(MW)

16

WHRS Capacity
(MW)

Awards



'Gold Medal' and 'Runner-Up Award' for India Green Manufacturing Challenge Award (IGMC) organised by International Research Institute for Manufacturing, India

1st prize in the category of 'Sustainability & Livelihood' in 2nd CSR Summit and Felicitation Ceremony organised by Ministry of Industries & Labour, Government of Rajasthan


Aditya mines awarded with a 5 Star rating under sustainability development initiatives for mines, organised by Indian Bureau of Mines, Government of India



Certifications



- ISO 9001:2015
- ISO 14001:2015
- OHSAS 18001:2007
- ISO 50001:2011
- ISO 27001:2013
- SA 8000:2014




Attached
Grinding Units
Jhajjar, Aligarh, Dadri

Andhra Pradesh Cement Works



5.6

Cement capacity
(MTPA)



4

WHRS Capacity
(MW)

100

TPP Capacity
(MW)

1998

Year of
establishment

Awards



'Best Management
Award' from Labour
Department,
Government of
Andhra Pradesh



- EMS ISO:140001
- QMS ISO:9001
- OHSAS 18001
- EnMS ISO:5001
- SA8001
- NABL17025
- ISMS27001

Certifications



5 star award for
sustainable mining
to APCW mines from
Ministry of Mines

Attached Grinding
Units

Arakkonam, Ginigera

Attached Bulk Terminal

Shankerpally

Awarpur Cement Works



3.6

Cement capacity
(MTPA)

1984

Year of
establishment

69

TPP Capacity
(MW)

13

WHRS Capacity
(MW)

Awards



National Energy
Conservation
Award-2017 (TPP -
Certificate of Merit)



Attached
Grinding Unit
Nagpur

Certifications



- ISO 9001:2015
- ISO 14001:2015
- OHSAS 18001:2007
- ISO 50001:2011

Baga Cement Works



1.7

Cement capacity
(MTPA)



2010

Year of
establishment



Attached Grinding
Units

Bagheri, Roorkee

Balaji Cement Works



2012

Year of
establishment

58

TPP Capacity
(MW)



Bela Cement Works



2.6

Cement capacity
(MTPA)



1996

Year of
establishment

25

TPP Capacity
(MW)

Dalla Cement Works



0.5

Cement capacity
(MTPA)

2008

Year of
establishment


27

TPP Capacity
(MW)

Awards



Vishwakarma
Rastriya Puraskar
& National Safety
Award



Gold Category in
Cement sector
in 14th Greentech
Environment Award

Certifications



- ISO 50001: 2011
- ISO 9001:2015
- ISO 14001:2015
- OHSAS 18001:2007



Attached
Grinding Units
Tanda, Sikandarabad

Gujarat Cement Works



6.4

Cement capacity
(MTPA)



92

TPP Capacity
(MW)

1996

Year of
establishment

Awards



Awarded 'Best
Energy Efficient
Organisation' for its
TPP by CII in May,
2017



Attached Bulk
Terminals

Navi Mumbai, Mangalore,
Cochin

- ISO 9001:2008
- ISO 14001:2004
- OHSAS : 18001: 2007
- ISO 27001:2015
- SA 8000:2014
- IPS - International Ship & Port Facility Security Code

Certifications



Kovaya Limestone
Mines rated 5 STAR
Mine by Central
Government in 2017

Rajya Shram Award
from Government
of Gujarat for
distinguished
achievement in
productivity and safety

Hirmi Cement Works



1.9
Cement capacity
(MTPA)

1994
Year of
establishment

50
TPP Capacity
(MW)




Attached
Grinding Units
Jharsuguda, Durgapur,
Dankuni, Patliputra

Certifications


- ISO 9001
- ISO 14001
- OHSAS 18001
- ISO 27001
- SA 8000

Jafrabad Cement Works



0.5

Cement capacity
(MTPA)



1982

Year of
establishment

Certifications

- ISO 9001
- ISO 14001
- OHSAS 18001
- SA 8000
- EnMs ISO 50001
- ISO 27001



Awards



Jafrabad Cement Mines received a 5 Star Rating for outstanding work done in the Sustainability Framework from Indian Bureau of Mines

Jafrabad Cement Mines bagged the overall 1st Prize with total 13 prizes in Mines Safety Week



Attached
Grinding Units

Magdalla, Ratnagiri

Kotputli Cement Works



3.1

Cement capacity
(MTPA)

2010

Year of
establishment

46

TPP Capacity
(MW)

Awards



National Award for
'Excellence in Energy
Management 2017'
- Energy Efficient Unit
- Cement Sector

1st prize in National
Energy Conservation
Award (TPP)

National Award for
'Excellence in Water
Management 2017'
- Noteworthy Water
efficient Unit (TPP) -
(2nd consecutive year)



Certifications



- ISO 9001:2015
- ISO 14001:2015
- OHSAS 18001:2007
- ISO 50001:2011
- ISO 27001: 2013
- ISO 17025: 2005


Attached
Grinding Units
Panipat, Dadri

Rajashree Cement Works



6.1

Cement capacity
(MTPA)



11

WHRS Capacity
(MW)

108

TPP Capacity
(MW)

1984

Year of
establishment

Awards



CII EHS Award: 2017
- 4 Star Rating



- ISO: 9001/14001/18001
- SA: 8000, NABL

Certifications



CII- Energy Efficient
Unit: 2017

Attached Grinding Unit
Hotgi

Attached Bulk Terminals
Doddaballapur, Pune

Rawan Cement Works



2.5

Cement capacity
(MTPA)

1995

Year of
establishment

55

TPP Capacity
(MW)

15

WHRS Capacity
(MW)



Attached
Grinding Units

Jharsuguda, Durgapur;
Dankuni, Patliputra

Awards



CII Excellent Energy
Efficient Unit Award



Certifications



- ISO 9001
- ISO 14001
- OHSAS 18001
- SA 8000
- ISO /ISMS 27001

Reddipalayam Cement Works



1.4

Cement capacity
(MTPA)



13

TPP Capacity
(MW)

2000

Year of
establishment

Awards



CII, 18th National
Award for
excellence in Energy
Management, 2017
'Energy Efficient Unit'

- IMS ISO 9001
- IMS ISO 14001
- IMS ISO18001
- ISO 50001
- ISO 27001

Certifications



Sewagram Cement Works



3.1

Cement capacity
(MTPA)

58

TPP Capacity
(MW)

2009

Year of
establishment

Awards



CII National Kaizen
Award-2017



CII Energy Efficient
Power Plant

Certifications



- ISO 9001:2015
- ISO 14001:2015
- OHSAS 18001:2007
- ISO 17025:2005



Sidhi Cement Works



2.3

Cement capacity
(MTPA)



2009

Year of
establishment

155

TPP Capacity
(MW)

Certifications



- ISO 9001:2015
- ISO 14001:2015
- OHSAS 18001:2007

Vikram Cement Works



3.6

Cement capacity
(MTPA)

1985

Year of
establishment

46

TPP Capacity
(MW)

National Award for
Excellence in Water
Management

Awards



5-STAR Rating for
Vikram Cement
Limestone mines
by Ministry of Mines,
Government of India

CSR Gold Award
under Cement
Sector

Certifications

- ISO 9001
- ISO 14001
- OHSAS 18001
- SA 8000
- ISO 50001
- ISO 27001



Dhar Cement Works



3.5*

Cement capacity
(MTPA)



2018

Year of
establishment

*1.7 under commissioning

Birla White



0.68

Cement capacity
(MTPA)



1988

Year of
establishment

8

TPP Capacity
(MW)



Attached Wall Care
Putty Plant

Katni

Awards



'Best CSR Practices
for Water Initiatives' by
ET Now under CSR
Leadership Awards
- 2016

SEEM National
Energy Management
Award

Certifications

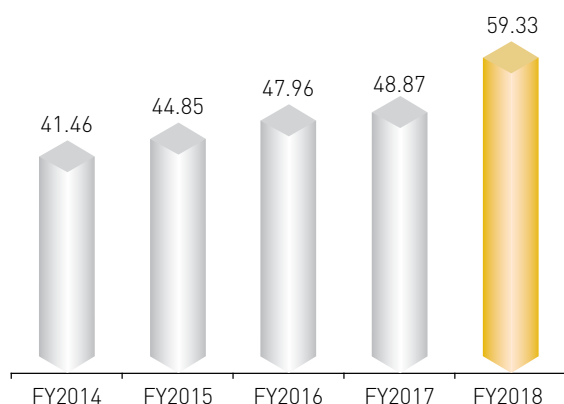


- ISO 9001:2015
- ISO 14001:2015
- OHSAS 18001:2007
- ISO 50001:2011
- ISO 27001:2013
- SA 8000:2014

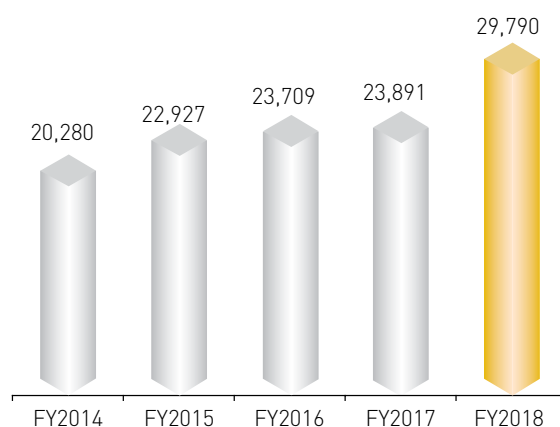
- Greenpro
Certification for
Wall Care Putty &
Extocare from CII
- NABL
accreditations
for Chemical and
Physical Testing

PERFORMANCE INDICATORS (STANDALONE)

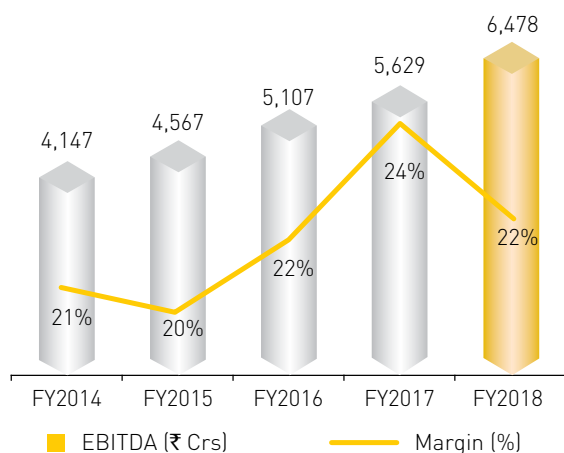
Sales Volume (MMT)



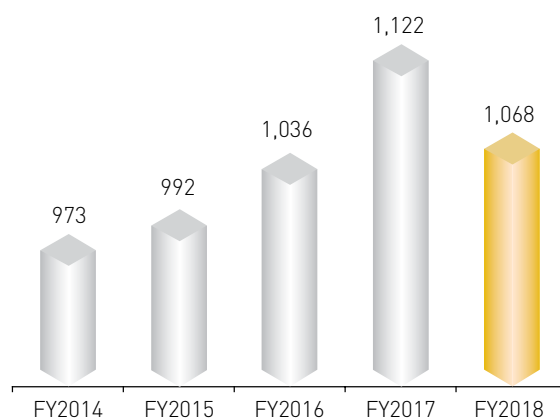
Net Revenue (₹ Crores)



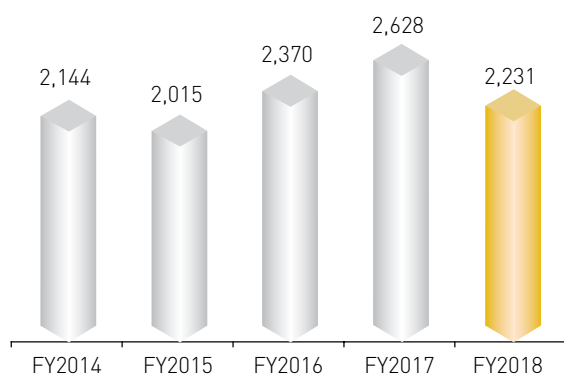
EBITDA



EBITDA (₹ / ton)



PAT (₹ Crores)



FINANCIAL HIGHLIGHTS

Particulars	Units	2017-18 [#]	2016-17 [#]	2015-16 [#]
PRODUCTION (Quantity)				
- Clinker	Mn.T	45.41	37.10	37.07
- Cement	Mn.T	57.23	47.91	47.56
SALES (Quantity)	Mn.T	59.33	48.87	47.96
PROFIT & LOSS ACCOUNT				
Revenue Net of Excise Duty (Including Operating Income)	₹ Crs	29,790	23,891	23,709
Operating Expenses	₹ Crs	23,907	18,922	19,082
Operating Profit	₹ Crs	5,883	4,969	4,627
Other Income	₹ Crs	595	660	481
EBITDA	₹ Crs	6,478	5,629	5,107
Depreciation / Amortisation	₹ Crs	1,764	1,268	1,297
EBIT	₹ Crs	4,714	4,361	3,810
Interest	₹ Crs	1,186	571	512
Profit Before Tax	₹ Crs	3,528	3,790	3,299
Exceptional items Gain / (Loss)	₹ Crs	(226)	(14)	-
Profit after Exceptional items	₹ Crs	3,302	3,776	3,299
Tax Expenses	₹ Crs	1,071	1,148	928
Net Profit	₹ Crs	2,231	2,628	2,370
Cash Profit	₹ Crs	4,580	4,251	3,972
Dividend (incl. Dividend distribution tax)	₹ Crs	348	330	314
BALANCE SHEET				
Net Fixed Assets including CWIP & Capital Advances	₹ Crs	40,782	24,387	24,499
Investments (Non - Current & Current)	₹ Crs	6,163	9,409	7,793
Net Working Capital	₹ Crs	(438)	(956)	(574)
Derivative Assets (Net)	₹ Crs	10	115	595
Capital Employed	₹ Crs	46,517	32,955	32,313
Net Worth represented by:-				
Equity Share Capital	₹ Crs	275	275	274
Reserves & Surplus	₹ Crs	25,648	23,667	21,357
Net Worth	₹ Crs	25,923	23,941	21,632
Loan Funds *	₹ Crs	17,420	6,240	8,250
Deferred Tax Liabilities	₹ Crs	3,174	2,774	2,432
Capital Employed	₹ Crs	46,517	32,955	32,313
RATIOS & STATISTICS				
EBITDA Margin	%	22%	24%	22%
Net Margin	%	8%	11%	10%
Interest Cover (EBIT / Gross Interest)	Times	3.99	7.61	7.23
ROCE (EBIT / Average Capital Employed)	%	10%	13%	12%
Current Ratio	Times	0.94	0.85	0.90
Debt Equity Ratio (Net)	Times	0.46	(0.10)	0.05
Net Debt / EBITDA	Times	1.85	(0.43)	0.23
Dividend per share	₹ / Share	10.50	10.00	9.50
Dividend Payout on Net Profit	%	16%	13%	13%
EPS	₹ / Share	81.27	95.74	86.37
Cash EPS	₹ / Share	166.81	154.88	144.74
Book Value per share	₹ / Share	944	872	788
No. of Equity Shares	Nos. Crs	27.46	27.45	27.44

* Short Term Borrowings and Current maturities of Long Term debts have been included in Loan Funds. Current maturities of Long Term debts have been excluded from Current Liabilities.

Based on IndAs Financials and remaining Financial figures are as per IGAAP

2014-15	2013-14	2012-13	2011-12	2010-11	2009-10	2008-09
35.69	31.52	31.75	31.31	26.75	15.55	15.07
43.88	40.79	40.13	39.43	32.92	17.64	15.87
44.85	41.46	40.66	40.74	34.78	20.23	18.18
22,927	20,280	20,180	18,310	13,312	7,050	6,383
18,732	16,462	15,504	14,162	10,646	5,078	4,679
4,195	3,818	4,675	4,147	2,666	1,972	1,704
372	329	305	372	155	122	106
4,567	4,147	4,980	4,519	2,822	2,094	1,810
1,133	1,052	945	903	766	388	323
3,434	3,095	4,035	3,617	2,056	1,706	1,487
547	319	210	224	273	118	126
2,887	2,776	3,825	3,393	1,783	1,588	1,361
-	-	-	-	-	-	-
2,887	2,776	3,825	3,393	1,783	1,588	1,361
872	631	1,170	947	379	495	384
2,015	2,144	2,655	2,446	1,404	1,093	977
3,523	3,269	3,765	3,356	2,167	1,589	1,481
297	289	289	255	191	87	73
23,632	18,650	17,415	14,798	12,506	5,201	5,313
5,209	5,392	5,109	3,789	3,730	1,670	1,035
223	551	25	164	305	173	119
-	-	-	-	-	-	-
29,064	24,593	22,549	18,750	16,541	7,044	6,467
274	274	274	274	274	124	124
18,583	16,823	14,961	12,586	10,392	4,484	3,478
18,858	17,098	15,235	12,860	10,666	4,609	3,602
7,414	5,199	5,409	4,153	4,145	1,605	2,142
2,792	2,296	1,906	1,738	1,730	831	723
29,064	24,593	22,549	18,750	16,541	7,044	6,467
20%	21%	25%	25%	21%	30%	28%
9%	11%	13%	13%	11%	16%	15%
5.83	7.81	12.23	13.82	7.46	12.53	10.92
12%	13%	20%	20%	16%	25%	26%
1.04	1.11	1.01	1.04	1.09	1.13	1.09
0.16	0.02	0.05	0.05	0.06	(0.003)	0.32
0.64	0.09	0.14	0.14	0.23	(0.01)	0.64
9.00	9.00	9.00	8.00	6.00	6.00	5.00
15%	14%	11%	10%	14%	8%	7%
73.44	78.21	96.87	89.26	62.74	87.82	78.48
128.41	119.22	137.36	122.48	95.14	127.65	118.94
687	623	556	469	389	370	289
27.44	27.42	27.42	27.41	27.40	12.45	12.45

DIRECTORS' REPORT AND MANAGEMENT DISCUSSION AND ANALYSIS

Dear Shareholders,

Your Directors present the Eighteenth Annual Report together with the Audited Accounts of your Company for the year ended 31st March, 2018.

OVERVIEW AND THE STATE OF THE COMPANY'S AFFAIRS

The global cyclical upswing since mid - 2016 strengthened during the year. Among the advanced economies, notably Germany, Japan, Korea and the United States, growth in the third quarter of 2017 was higher than projected. Key emerging markets and developing economies like Brazil, China and South Africa also posted impressive growth. Global trade was significantly higher, supported by a good flow of investment, particularly among advanced economies and increased Asian manufacturing output. The stronger momentum experienced in 2017 is expected to carry into 2018 and 2019, with global growth rising to 3.9% for both years.

The International Monetary Fund (IMF) remained optimistic of India's potential and retained GDP growth forecast for the country at 6.7% in 2017 and 7.4% in 2018. In its World Economic Outlook Update, it also estimated that the Indian economy could grow 7.8% in 2019, making it the world's fastest-growing economy in 2018 and 2019, a ranking that it briefly lost to China in 2017. The economy's growth trajectory was sustained on the back of a series of reforms undertaken over the past year.

India is the world's second largest cement producer. In anticipation of demand, ~ 90 million tonnes of capacity was added during the past five years. During the year, the industry reported a rise in cement demand and after seven years' the industry is likely to report historical demand growth multiple against GDP. The Government's thrust on infrastructure development remained the key growth driver. Besides, revival in rural housing demand and accelerated execution under the

low cost housing program, bolstered volume off-take. However, demand from urban housing remained sluggish owing to the implementation of Real Estate (Regulation and Development) Act, 2016 (RERA) and the lingering impact of demonetisation. FY 2017-18 was also a year of challenges as major States imposed a ban on sand mining, arising out of environmental concerns and entry of the unorganised sector. Sand is used as raw material by the construction industry and the ban impacted construction activity in Uttar Pradesh, Madhya Pradesh, Bihar, Tamil Nadu, Maharashtra and Rajasthan. The Hon'ble Supreme Court of India introduced a ban on the use of petcoke in Haryana, Rajasthan and Uttar Pradesh to curb pollution and even though the restriction was subsequently relaxed, there was a hike in import duty on petcoke from 2.5% to 10%. An increase in diesel prices pushed freight cost northwards. All of this resulted in increased operating costs.

India's cement sector growth is projected at around 8% in FY 2018-19, which is good as compared to the trends of the last few years. This is likely to be driven by a slew of infrastructure projects which have been announced by the government, among which are the construction of around 84,000 kilometers of roads by 2022 including the Bharatmala Project, construction of rural roads under the Pradhan Mantri Gram Sadak Yozana by 2019, Housing for All by 2022, the metro rail networks in several cities, bullet train and various irrigation projects. Regardless, the sector could face some headwinds in the form of higher fuel prices that could have a negative impact on margins.

It is against this background, that we share your Company's performance during 2017-18. The major highlight was the successful acquisition of the cement plants of Jaiprakash Associates Limited (JAL) and Jaypee Cement Corporation Limited (JCCL). This enabled your Company to further consolidate its position in the domestic cement industry. More information on the acquisition is detailed in the Corporate Development section of this report.

BUSINESS PERFORMANCE**Production and Capacity Utilisation (grey cement):**

Particulars	FY18	FY17	% change
Installed capacity (MTPA)	85.00	66.25	28
Production (MMT)	57.23	47.91	19
Capacity Utilisation	71%	72%	(1)

MTPA – Million Metric Tonnes Per Annum.

MMT– Million Metric Tonnes.

With the acquisition of the cement plants of JAL and JCCL, having cement capacity of 21.2 MTPA; including 4.0 MTPA under installation, your Company's total cement capacity was augmented to 85.00 MTPA. Cement production improved from 47.91 million tonnes in the previous year to 57.23 million tonnes, a growth of 19%. Capacity utilisation remained almost on par with the previous year, despite a 28% increase in the

capacity base. This includes a gradual ramp-up of acquired capacities, which operated at an average capacity utilisation of ~ 53%.

Figures in MMT

Particulars	FY18	FY17	% change
Domestic Sales	57.75	47.62	21
Exports & Others	2.90	2.56	13
Total Sales Volume	60.65	50.19	21

Domestic sales volume jumped 21% from 47.62 MMT to 57.75 MMT. This was supported by the additional volumes from the acquired assets, the robust volume growth from institutional sales, increased penetration in rural markets and a higher contribution from UltraTech Building Solutions (UBS) outlets. At the end of the year, the total number of UBS outlets rose to ~ 1,600. They are a key segment for connecting with the end consumer.

FINANCIAL PERFORMANCE**(₹ in crores)**

	Standalone		Consolidated	
	2017-18	2016-17	2017-18	2016-17
Net Turnover	29,363	23,616	30,973	25,092
Domestic	27,866	23,191	27,866	23,191
Exports	475	425	3,108	1,901
Other Income	1,022	936	1,021	931
Total Expenditure	23,907	18,922	25,266	20,163
Profit before Interest, Depreciation and Tax (PBIDT)	6,478	5,629	6,729	5,861
Less: Depreciation	1,764	1,268	1,848	1,349
Profit before Interest and Tax (PBIT)	4,714	4,361	4,881	4,512
Interest	1,186	571	1,233	640
Profit before Impairment and Tax Expenses / share in profit of Associates	3,528	3,790	3,648	3,872
Stamp duty on acquisition of assets	(226)	-	(226)	-
Provision for diminution in value of Investment	-	(14)	-	-
Impairment of assets	-	-	(75)	-
Impairment on deconsolidation of subsidiary	-	-	(46)	-
Profit before Tax Expenses	3,302	3,776	3,301	3,872
Tax Expenses	1,071	1,148	1,077	1,158
Profit after Tax	2,231	2,628	2,224	2,714
Profit attributable to Non-controlling Interest	-	-	2	(1)
Profit attributable to Owner of the parent	2,231	2,628	2,222	2,715

(Note: the figures for 2017-18 include those of the acquired cement units of JAL and JCCL and are therefore not strictly comparable with the previous years' figures.)

Net Turnover:

Your Company's net turnover at ₹ 29,363 crores is higher over the previous year, driven by higher sales volume and improvement in cement prices.

Other Income:

Other income is 9% higher compared to the previous year. Your Company received higher fiscal incentives under the Industrial Promotion Schemes of various States.

Operating Profit (PBITD) and Margin:

PBITD for the year at ₹ 6,478 crores is higher by 15% over the previous year. The operating margin declined marginally due to increase in operating costs.

Cost Highlights:

(i) Energy Cost:

Overall energy cost rose by 23% from ₹ 763/t to ₹ 938/t, attributable to substantial increase in petcoke and coal prices. Imported petcoke prices went up by 45% from \$66/t to \$96/t. Energy costs were also impacted due to the ban on petcoke usage in thermal power plants in Rajasthan, Uttar Pradesh and Haryana.

Controlling costs is an on-going exercise at your Company. To mitigate the impact of rising fuel prices, your Company was engaged in a cost control program leading to the following efficiencies:

- Reduction in power consumption at cement plants by 3%;
- Improved thermal power plant efficiency by reducing auxiliary consumption power by 10%;
- Enhanced usage of waste heat recovery power to 8%;
- Increased power wheeling from integrated plants to grinding units to reduce dependency on grid;
- Entering into solar power purchase agreements to cut power costs at grinding units and to meet renewable energy obligations;
- Improved petcoke usage in acquired units in line with your Company's standards;
- Use of low cost fuels viz. industrial waste and lignite increased from 2% in the previous year to 5%. Around 2.52 lmt industrial waste has been used in the kilns.

(ii) Input material cost:

Raw materials cost saw a marginal uptick from ₹ 467/t to ₹ 473/t in spite of increase in slag and fly-ash prices and additional limestone royalty for the acquired assets.

This was achieved by shifting to alternative additives and identifying new sources of material.

(iii) Freight and Forwarding expenses:

Logistics cost increased from ₹ 1,074/t to ₹ 1,124/t, due to 7% higher diesel prices. Its impact was partially restricted with the reduction in average lead distance by 3% as a result of improved utilisation of new cement grinding capacities and integration of acquired capacities.

(iv) Employee costs:

Employee costs extended by 21% from ₹ 1,413 crores in the previous year to ₹ 1,706 crores, on account of normal annual increments, commissioning of new plants and acquired plants.

Depreciation:

Depreciation for the year at ₹ 1,764 crores is higher by ₹ 496 crores over the previous year, mainly on account of the acquired assets and capitalisation of new assets commissioned.

Finance Cost:

Finance cost at ₹ 1,186 crores is up by ₹ 615 crores vis-a-vis ₹ 571 crores mainly due to the debt taken for acquiring the JAL and JCCL assets.

Your Company does not accept any fixed deposits from the public falling under Section 73 of the Companies Act, 2013 (the Act) and the Companies (Acceptance of Deposits) Rules, 2014.

Your Company has adequate liquidity and a strong Balance Sheet. CRISIL and India Ratings and Research has re-affirmed their credit rating as CRISIL AAA and IND AAA for Long Term and CRISIL A1+ IND A1+ for Short Term.

Income Tax:

Income tax expenses decreased in line with the decrease in taxable income.

Net Profit:

Profit after tax declined by 15% from ₹ 2,628 crores to ₹ 2,231 crores. The normalised PAT for the year is ₹ 2,420 crores, after adjusting the impact of stamp duty charged on acquired assets and a one-time charge for deferred tax due to the change in income-tax rates. Net profit is also impacted on account of an additional interest charge of ₹ 725 crores and depreciation of ₹ 500 crores related to acquired assets.

Cash Flow Statement

(₹ in crores)

	FY18	FY17
Sources of Cash		
Cash from operations	4,885	4,222
Non-operating cash flow	187	138
Proceeds from issue of share capital	16	7
Proceeds from sale of Investment	3,540	-
Decrease in working capital	-	501
Total	8,628	4,868
Uses of Cash		
Net capital expenditure	1,836	1,233
Increase in investment	-	1,270
Increase in working capital	1,267	-
Repayment of borrowings (net)	4,027	1,535
Interest	1,154	547
Dividend	331	308
Total	8,615	4,893
Increase / (Decrease) in cash & cash equivalents	13	(25)

Sources of Cash**Cash from operations:**

Cash from operations was higher compared to the previous year, as a result of higher revenues.

Non-Operating Cash Flow:

Cash from non-operations was higher due to higher interest income coupled with higher income from the sale of investment in Mutual Funds.

Uses of Cash**Borrowings:**

During the year, your Company raised ₹ 10,189 crores for repayment of transferred loans relating to the acquisition of JAL and JCCL's cement capacity. Your Company also redeemed ₹ 3,125 crores of debentures and ₹ 500 crores of preference shares issued in terms of the Scheme of Arrangement between JAL, JCCL, your Company and their respective shareholders and creditors (Scheme of Arrangement). Besides this, your Company raised ₹ 322 crores of long term debt in the form of external commercial borrowings for meeting its capex requirement.

Your Company has repaid the existing long-term borrowings of ₹ 884 crores in keeping with repayment schedule.

Net Capital Expenditure:

Your Company spent over ₹ 1,900 crores on various capital expenditure during the year. These include the green field project at Manavar, District Dhar in Madhya Pradesh; Bara grinding unit in Uttar Pradesh; Waste Heat Recovery System (WHRS) in Chhattisgarh and capex related to modernisation.

Increase in Working Capital:

Working capital increased on account of initial working capital infusion for the acquired assets including the upfront royalty payment for transfer of mines.

Transfer to General Reserve:

Your Company proposes to transfer an amount of ₹ 1,600 crores to the General Reserve.

DIVIDEND

Despite completing a major acquisition during the year, your Directors have recommended a dividend of ₹ 10.50 per equity share (₹ 10 per equity share in the previous year) of ₹ 10/- each for the year ended 31st March, 2018. The dividend distribution would result in a cash outgo of ₹ 347.61 crores (including tax on dividend of ₹ 59.27 crores) compared to ₹ 330.41 crores (including tax on dividend of ₹ 55.89 crores) paid for 2016-17.

In terms of the provisions of Regulation 43A of the Securities and Exchange Board of India (Listing Obligations and Disclosure Requirements) Regulations, 2015 (Listing Regulations) your Company has formulated a dividend distribution policy. The policy is given in **Annexure I** to this Report. It is also accessible from your Company's website www.ultratechcement.com.

CAPITAL EXPENDITURE PLAN

Your Company commissioned a greenfield clinker capacity of 2.5 MTPA at Manavar, District Dhar, Madhya Pradesh. Your Company also commissioned a cement grinding facility of 1.75 MTPA capacity and an auto loading facility. This state-of-the-art manufacturing facility has been built with best in class safety standards. Another cement grinding facility of 1.75 MTPA capacity as well as a WHRS of 13 MW capacity is under erection and both are expected to be completed before September, 2018. The plant has been commissioned in record time of less than 365 days, setting a global benchmark for size of such capacity. Yet another benchmark is setting up the greenfield plant at a capital cost of less than \$90/mt.

During the year, your Company's Board of Directors approved the setting up of a 3.5 MTPA integrated cement plant at Pali, Rajasthan, at an investment of around ₹ 1,850 crores. Commercial production from the plant is expected to commence by June, 2020.

Capital expenditure during the next financial year is estimated at approximately ₹ 2,500 crores. This is for capacity expansion projects, waste heat recovery systems, regulatory requirements, plant infrastructure and routine maintenance.

CORPORATE DEVELOPMENT

The Scheme of Arrangement for the acquisition of six integrated cement plants and five grinding units of JAL and JCCL spread across Himachal Pradesh, Uttar Pradesh, Uttarakhand, Madhya Pradesh, and Andhra Pradesh with a capacity of 21.2 MTPA was made effective on 29th June, 2017. Consequently, the acquired cement plants of JAL and JCCL stood transferred to your Company. This transaction valued at ₹ 16,189 crores (\$ 2.5 bn) is the largest deal to be concluded so far.

This acquisition was essentially towards a geographic market expansion, enabling your Company's entry into the high growth markets of India where it needed greater reinforcement. Upon acquiring the plants, your Company has injected the much needed working capital, strengthened operations by upgrading technology and plant maintenance. This has resulted in improving efficiencies, enhancing capacity utilisation and bringing the cement manufactured at these plants up to your Company's standard. New dealers have been appointed to penetrate the markets and completing a successful transition of the acquired cement plants to the 'UltraTech' brand. Furthermore, economies of scale and reduced lead-time to markets will enhance your Company's competitiveness, benefit customers and, in turn, create value for all stakeholders.

In terms of the Scheme of Arrangement, your Company has allotted 150,010 Unlisted Non-Convertible Cumulative Redeemable Preference Shares having a face value of ₹ 1,00,000/- each and 31,249 Unsecured Unlisted Redeemable Non-Convertible Debentures with a face value of ₹ 10,00,000/- each to JAL and JCCL.

Your Company now has 19 Integrated Plants, 1 clinkerisation unit, 25 Grinding Units and 7 bulk terminals. With the commissioning of the grinding units at Dhar and at Bara, your Company's cement manufacturing capacity will stand augmented to 96.5 MTPA.

In a separate development, your Company participated in an insolvency resolution process under the Insolvency and Bankruptcy Code, 2016 and submitted a resolution plan for the acquisition of Binani Cement Limited (BCL). BCL's assets, which are proposed to be acquired, fall in line with your Company's long-term strategy to expand, grow and consolidate its position in an economically efficient manner in the markets of Rajasthan and Gujarat. Currently hearings are pending before regulatory authorities like the National Company Law Tribunal, the National Company Law Appellate Tribunal and the Supreme Court of India. That said, your Company has received the requisite approval from the Competition Commission of India (CCI) for the proposed transaction.

CORPORATE GOVERNANCE

Your Directors reaffirm their continued commitment to good corporate governance practices. During the year under review, your Company was in compliance with the provisions relating to corporate governance as provided under the Listing Regulations. The compliance report is provided in the Corporate Governance section of this Annual Report. The auditor's certificate on compliance with the conditions of corporate governance of the Listing Regulations is given in **Annexure II** to this Report.

EMPLOYEE STOCK OPTION SCHEMES

ESOS – 2006

The Nomination, Remuneration and Compensation Committee (the NRC) allotted 8,791 equity shares of ₹ 10/- each of your Company upon exercise of Stock Options by the employees.

ESOS – 2013

During the year, 47,374 Stock Options and 11,848 Restricted Stock Units (RSUs) have been vested in eligible employees. The NRC allotted 97,288 equity shares of ₹ 10/- each of your Company upon exercise of Stock Options and RSUs by the employees.

The paid-up equity share capital of your Company increased from 27,45,07,906 equity shares of ₹ 10/- each to 27,46,13,985 equity shares of ₹ 10/- each.

In terms of the provisions of the SEBI (Share Based Employee Benefits) Regulations, 2014, the details of the Stock Options and RSUs granted under the above mentioned Schemes are available on your Company's website viz. www.ultratechcement.com.

A certificate from the Statutory Auditor on the implementation of your Company's Employee Stock Option Schemes will be placed at the ensuing Annual General Meeting (AGM) for inspection by the Members.

AWARDS

Your Company's efforts in various areas of its operations continue to receive recognition. Some of the prestigious awards and recognition conferred on your Company during the year comprise of:

- Golden Peacock National Quality Award: Aditya Cement Works;
- Gold Medal for 'National Awards for Manufacturing Competitiveness (NAMC) 2015-16' in Building Material & Cement Sector: Aditya Cement Works;
- National Energy Conservation Awards-2017 (TPP - Certificate of Merit): Andhra Pradesh Cement Works;
- 14th National Award for Excellence in Energy Management Conducted by Confederation of Indian Industry: Dalla Cement Works;
- National Energy Conservation Award (Thermal Power Plant): Kotputli Cement Works.

RESEARCH AND DEVELOPMENT

Your Company's Research and Development (R&D) activities are aimed at facilitating sustained growth of the business by developing new cement and concrete products, providing environment friendly and innovative solutions to cement manufacturing Units and to the ever increasing customer demands in concrete applications. Continuous product quality improvement, customisation and enhancing cement plant productivity are its main forte as it leads to greater profitability, customer value and delight.

Your Company's R&D Centre has a clear mission of integrating the latest scientific and technological developments in the field of cement and concrete. With this objective, your Company's R&D Centre provides comprehensive technical and analytical support to the business.

Your Company's R&D activities include basic as well as applied research for:

- Fostering a better understanding of advanced building materials based on cement;
- Providing a forum for closer customer-manufacturer interaction;

- Increased customer delight;
- Demonstrating and encouraging development of low cost energy-saving materials; and
- Bridging the gap between theory and practice.

Customers, Quality and Cost are core to all R&D product and process projects. This results in process optimisation and debottlenecking, natural raw materials conservation and promotion of alternative fuels while complying with the increasingly stringent quality and environmental norms. It not only explores newer ways of preserving the environment and non-renewable resources but also encourages all the stakeholders to utilise resources responsibly. Towards this end, your Company has developed premium products that aid in limestone deposits and clinker conservation, energy savings, ensuring enhanced concrete durability and maintaining top product attributes and functionality.

Your Company's R&D Centre has:

- Developed and patented a new variant of green and low-temperature clinker;
- new type of high early and long-term strength cement;
- 3 types of high-early strength water saving cement.

Your Company has implemented in-house grinding aids technology in the Eastern Cluster to further reduce the clinker factor (clinker content in cement), extend the life of its limestone deposits and significantly reduce its carbon footprint.

Your Company's R&D has become future ready. It has created totally new capabilities in the area of Pollution Abatement and Carbon Capture, Nanotechnology of Cement and Concrete, Concrete Durability, Concrete Rheology, 3D printable Concrete, Geopolymer Concrete, Modelling Cement & Concrete hydration and Chemical Admixtures for Cement and Concrete.

Your Company has successfully completed the application process for the NABL (National Accreditation Board for Testing and Calibration Laboratories) accreditation i.e. the test results of your Company's Central R&D Laboratories will automatically be recognised by the Bureau of Indian Standards, the Government of India and all its regulatory bodies, as well as by your Company's customers and competitors. Your Company's R&D test results will be issuable with NABL accreditation stamp.

Your Company's R&D actively collaborates with Aditya Birla Science and Technology Company Private Limited (ABSTCPL) and Academia. It represents your Company in national and international cement and concrete conferences and seminars.

HUMAN RESOURCES

Your Company's human resources is the strong foundation for creating many possibilities for its business. During the year, your Company added greater employee talent through seamless integration of acquired assets. The rapid ramp-up of manufacturing units and markets was the highlight of our people effort.

Continuous people development through the Sales & Service Academy and Cement Manufacturing Excellence Academy, for developing knowledge and skills coupled with the Talent Management practices will deliver the talent needs of the organisation. Your Company's employee engagement score reflects high engagement and pride in being part of the organisation. The first batch of participants of StepAhead, your Company's flagship program for developing Sales leaders created in association with Xavier School of Management, (earlier Xavier Labour Relations Institute), graduated during the year.

As on 31st March 2018, your Company's employee strength stood at 19,681 employees.

SAFETY

The Safety excellence journey is a continuing process at your Company. Safety of the people working for and on behalf of your Company is an integral part of business. Your Company's Managing Director chairs the Safety Board, they review the safety performance of your Company on a regular basis. In addition, there are eight safety sub-committees headed by senior leaders to closely monitor various key performance indicators related to safety. During the year, more than 6,00,000 safety observations have been carried out. Corporate safety audit by cross functional teams and structural stability assessment by third parties is carried out across your Company's locations and around 95% of identified high-priority points have been completed to ensure that the structures across our units are safe.

CORPORATE SOCIAL RESPONSIBILITY

In terms of the provisions of Section 135 of the Act read with Companies (Corporate Social Responsibility Policy) Rules,

2014, the Board of Directors of your Company has constituted a Corporate Social Responsibility (CSR) Committee which is chaired by Mrs. Rajashree Birla. The other Members of the Committee are Mr. G. M. Dave, Independent Director; Mr. O. P. Puranmalka, Non-Executive Director and Mr. K. K. Maheshwari, Managing Director. Dr. Pragnya Ram, Group Executive President, Corporate Communication & CSR is a permanent invitee to the Committee. Your Company also has in place a CSR Policy which is available on your Company's website viz. www.ultratechcement.com.

Your Company's CSR activities are focused on Social Empowerment & Welfare, Infrastructure Development, Sustainable Livelihood, Health Care and Education. Various activities have been initiated during the year in neighboring villages around its plant locations. It infused over ₹ 60.71 crores, over 2% of the average net profits of the last three years for the purposes of CSR.

A report on CSR activities is attached as **Annexure III** forming part of this report.

SUBSIDIARY, JOINT VENTURE OR ASSOCIATE COMPANIES

In the matter of your Company's wholly-owned subsidiary, Gotan Lime Stone Khanij Udyog Private Limited (GKUPL), the Supreme Court of India has directed the State of Rajasthan to frame and notify its policy relating to transfer of mining lease and thereafter pass appropriate order in respect of the mining lease of GKUPL. The State Government has notified the new policy related to transfer of new mining lease, based on which your Company has requested the Government to consider reinstatement of the mines in its favour.

The audited financial statements of your Company's subsidiaries and joint ventures viz. Dakshin Cements Limited, Harish Cement Limited, GKUPL, Bhagwati Lime Stone Company Private Limited, UltraTech Cement Middle East Investments Limited, UltraTech Cement Lanka (Pvt.) Limited, PT UltraTech Mining Indonesia and PT UltraTech Investments Indonesia as well as related information are available on the website of your Company viz. www.ultratechcement.com and also available for inspection during business hours at the registered office of your Company. During the year UltraTech Cement SA (PTY) and UltraTech Cement Mozambique Limitada, subsidiaries of your Company were closed.

Any Member, who is interested in obtaining a copy of the audited financial statements of your Company's subsidiaries

may write to the Company Secretary at the Registered Office of your Company.

In accordance with the provisions of Section 129(3) of the Act, read with the Companies (Accounts) Rules, 2014, a report on the performance and financial position of each of the subsidiaries, joint venture or associate companies is attached as **Annexure IV** to this Report.

PARTICULARS OF LOAN, GUARANTEE AND INVESTMENT

Details of Loan, Guarantee and Investment covered under the provisions of Section 186 of the Act read with the Companies (Meetings of Board and its Powers) Rules, 2014 are given in the Notes to the standalone financial statements.

ENERGY, TECHNOLOGY AND FOREIGN EXCHANGE

Information on conservation of energy, technology absorption and foreign exchange earnings and outgo, required to be disclosed pursuant to Section 134(3)(m) of the Act read with the Companies (Accounts) Rules, 2014 is given in **Annexure V** to this Report.

PARTICULARS OF EMPLOYEES

Disclosures pertaining to remuneration and other details as required under Section 197(12) read with the Companies (Appointment and Remuneration of Managerial Personnel) Rules, 2014 are attached as **Annexure VI**. In accordance with the provisions of Section 197(12) of the Act read with the Companies (Appointment and Remuneration of Managerial Personnel) Rules, 2014, the names and other particulars of employees drawing remuneration in excess of the limits set out in the aforesaid Rules, forms part of this Report. However, in line with the provisions of Section 136(1) of the Act, the Report and Accounts as set out therein, are being sent to all Members of your Company excluding the aforesaid information. Any Member, who is interested in obtaining these particulars, may write to the Company Secretary at the Registered Office of your Company.

BUSINESS RESPONSIBILITY REPORT

In terms of Regulation 34(2)(f) of the Listing Regulations, a Business Responsibility Report forms part of the Annual Report.

CONTRACT AND ARRANGEMENT WITH RELATED PARTIES

During the financial year, your Company entered into related party transactions which were on arm's length basis and

in the ordinary course of business. There are no material transactions with any related party as defined under Section 188 of the Act read with the Companies (Meetings of Board and its Powers) Rules, 2014. All related party transactions have been approved by the Audit Committee of your Company and are reviewed by it on periodic basis.

The policy on Related Party Transactions as approved by the Audit Committee and the Board is available on your Company's website viz. www.ultratechcement.com.

The details of contracts and arrangement with related parties of your Company for the financial year ended 31st March, 2018 is given in Note 38 to the standalone financial statements of your Company.

RISK MANAGEMENT

The Risk Management Committee of your Company is mandated to review the risk management plan / process of your Company. Through the annual risk report processes which are based upon Business Environment, Operational Controls and Compliance Procedures, your Company aims to assess and prioritise risks according to their significance and likelihood. The risk assessment is not limited to threat analysis, but also identifies potential opportunities. The Risk Management Committee oversees the risk management processes to analyse the risks more deeply and to define risk mitigation actions where necessary. The risk horizon considered includes long term strategic risks, short to medium term risks as well as single events.

Key Business Risks identified by your Company –

Market Demand

The risk that the cement demand growth in the country may remain muted due to low economic activity. The demand for the construction material is fundamentally driven by economic growth / contraction in the country. Over the last couple of financial year's growth in construction activity in the country has been slow, impacting the cement demand. In a scenario where incremental capacity exceeds incremental demand the Government's push on infrastructure and housing will help in increasing cement consumption and reduce the demand-supply gap.

Energy costs

The risk of rising prices for power and fuel. Changes in fuel prices can significantly alter the production costs as cement industry is extremely energy intensive. The fuel prices have been rising continuously during the year driven by global

demand supply scenario. Your Company continuously optimises its fuel mix and energy efficiency as well as explores alternative fuels for use in the plants.

Raw Materials and Mineral Components

The risk that the raw materials cannot be supplied at economical cost or of suitable quality. Limestone being the primary raw material required for production of cement, its continuous and long term availability is critical, particularly under the dynamic regulatory environment. Your Company currently possesses sufficient limestone reserves. Securing additional reserves is critical to address your Company's expansion plans. Apart from preservation and elongation of existing reserves, a range of measures including strategic sourcing and changing input mix are adopted by your Company.

Legal and Compliance

The risk that your Company is found to have inadvertently violated laws covering business conduct. The country's regulatory framework is ever evolving and the risk of non-compliance and penalties may increase for your Company, leading to reputational risks. A comprehensive risk based compliance program involving inclusive training and adherence to Code of Conduct is institutionalised by your Company. Periodic and ad hoc reporting to various internal committees for oversight ensures effectiveness of such program.

Competition Risks

The risk that your Company loses market share. The cement industry in India is a myriad aggregation of small and large players. With the expanding capacities of existing players and also the emergence of new entrant's, competition is a sustained risk. Strategic initiatives to enhance brand equity through enhanced marketing activities and continuous efforts in enhancing the product portfolio and value adding services have been the thrust areas of your Company.

Financial Risks

The risk of exposure to interest rates, foreign exchange rates and commodity price fluctuations. Your Company has elaborate financial risk management policies which are followed for every transaction undertaken. Your Company's policies to counter such risks are reviewed periodically and aligned with the financial market practices and regulations.

Information Technology Risks

Risks related to Information Technology systems; data integrity and physical assets. Your Company deploys Information

Technology systems including ERP, SCM, Data Historian and Mobile Solutions to support its business processes, communications, sales, logistics and production. Risks could primarily arise from unavailability of systems and/or loss or manipulation of information. To mitigate these risks, your Company uses back up procedures and stores information at two different locations. Systems are upgraded regularly with latest security standards. For critical applications, security policies and procedures are updated on a periodic basis and users educated on adherence to the policies so as to eliminate data leakages.

INTERNAL CONTROL SYSTEM AND THEIR ADEQUACY

Your Company has in place adequate internal control systems commensurate with the size of its operations. Internal control systems comprising of policies and procedures are designed to ensure sound management of your Company's operations, safekeeping of its assets, optimal utilisation of resources, reliability of its financial information and compliance. Clearly defined roles and responsibilities have been institutionalised. Systems and procedures are periodically reviewed to keep pace with the growing size and complexity of your Company's operations.

DIRECTOR'S RESPONSIBILITY STATEMENT

The audited accounts for the year under review are in conformity with the requirements of the Act and the Accounting Standards. The financial statements reflect fairly the form and substance of transactions carried out during the year under review and reasonably present your Company's financial condition and results of operations.

Your Directors confirm that:

- i. in the preparation of the Annual Accounts, applicable accounting standards have been followed along with proper explanations relating to material departures, if any;
- ii. the accounting policies selected have been applied consistently and judgments and estimates are made that are reasonable and prudent so as to give a true and fair view of the state of affairs of your Company as at 31st March, 2018 and of the profit of your Company for the year ended on that date;
- iii. proper and sufficient care has been taken for the maintenance of adequate accounting records in accordance with the provisions of the Act for safeguarding

the assets of your Company and for preventing and detecting frauds and other irregularities;

- iv. the Annual Accounts of your Company have been prepared on a going concern basis;
- v. your Company had laid down internal financial controls and that such internal financial controls are adequate and were operating effectively;
- vi. your Company has devised proper system to ensure compliance with the provisions of all applicable laws and that such systems were adequate and operating effectively.

DIRECTORS

Re-appointment of Director

Mr. Kumar Mangalam Birla (DIN: 00012813) retires from office by rotation and being eligible, offers himself for re-appointment. A brief resume of Mr. Birla forms part of the Notice of the ensuing AGM.

Meetings of the Board

The Board of Directors of your Company met 6 times during the year to deliberate on various matters. The meetings were held on 24th April, 2017, 18th July, 2017, 18th October, 2017, 9th December, 2017, 18th January, 2018 and 19th March, 2018. Further details on the Board of Directors are provided in the Corporate Governance Report forming part of this Annual Report.

Independent Directors' Statement

Independent Directors on your Company's Board have submitted declarations of independence to the effect that they meet the criteria of independence as provided in Section 149(6) of the Act and Regulation 16(1) (b) of the Listing Regulations.

Formal Annual Evaluation

The evaluation framework for assessing the performance of Directors of your Company comprises of contributions at the meetings, strategic perspective or inputs regarding the growth and performance of your Company, among others.

Pursuant to the provisions of the Act and the Listing Regulations, the Directors have carried out the annual performance evaluation of the Board, Independent Directors, Non-Executive Directors, Executive Directors, Committees and the Chairman of the Board.

The NRC and the Board have laid down the manner in which formal annual evaluation of the performance of the Board, its Committees and individual Directors has to be made. It includes circulation of evaluation forms separately for evaluation of the Board and its Committees, Independent Directors/Non-Executive Directors/Executive Directors and the Chairman of your Company.

The process of the annual performance evaluation broadly comprises:

Board and Committee Evaluation:

Evaluation of Board as a whole and the Committees is done by the individual Directors, followed by submission of collation to the NRC and feedback to the Board.

Independent / Non-Executive Directors Evaluation:

Evaluation done by Board members excluding the Director being evaluated is submitted to the Chairman of your Company and individual feedback provided to each Director.

Chairman/Executive Director Evaluation:

Evaluation as done by the individual Directors is submitted to the Chairperson of the NRC and subsequently to the Board.

The details of program for familiarisation of Independent Directors of your Company are available on your Company's website viz. www.ultratechcement.com.

Policy on Appointment and Remuneration of Directors and Key Managerial Personnel and Remuneration Policy

The NRC has formulated the Remuneration policy of your Company which is attached as **Annexure VII** to this report.

KEY MANAGERIAL PERSONNEL

In terms of the provisions of Section 203 of the Act, Mr. K. K. Maheshwari, Managing Director; Mr. Atul Daga, Whole-time Director & Chief Financial Officer and Mr. S. K. Chatterjee, Company Secretary are the Key Managerial Personnel of your Company.

AUDIT COMMITTEE

The Audit Committee comprises of Mr. S. B. Mathur, Mr. G. M. Dave, Mrs. Renuka Ramnath, Mr. D. D. Rathi and Mrs. Alka Bharucha. The Committee comprises of majority of independent directors with Mr. Mathur being the Chairman. Mr. K. K. Maheshwari, Managing Director and Mr. Atul Daga, Whole-time Director & CFO are the permanent invitees.

Further details relating to the Audit Committee are provided in the Corporate Governance Report, forming part of this Annual Report.

During the year under review, all recommendations made by the Audit Committee were accepted by the Board.

VIGIL MECHANISM

Your Company has in place a vigil mechanism for directors and employees to report instances and concerns about unethical behaviour, actual or suspected fraud or violation of your Company's Code of Conduct. Adequate safeguards are provided against victimisation of those who avail of the mechanism and direct access to the Chairman of the Audit Committee in exceptional cases is provided to them.

The vigil mechanism is available on your Company's website viz. www.ultratechcement.com.

SIGNIFICANT AND MATERIAL ORDERS PASSED BY THE REGULATORS OR COURTS

The CCI by its order dated 31st August, 2016, imposed a penalty on eleven companies, including your Company. The CCI order is pursuant to the directions issued by the Competition Appellate Tribunal (COMPAT) by its Order dated 11th December, 2015 setting aside the original CCI order dated 20th June, 2012 and remitting the matter to CCI for fresh adjudication of the issue and passing a fresh order. Your Company filed an appeal against the CCI Order before COMPAT. COMPAT has granted stay on the CCI order on condition that your Company deposit 10% of the penalty, amounting to ₹ 117.56 crores, which has since been deposited.

In a separate matter, the CCI by its order dated 19th January, 2017 has imposed a penalty of ₹ 68.30 crores on your Company pursuant to a reference filed by the Government of Haryana. Your Company has filed an appeal against the said CCI order before COMPAT. COMPAT has granted stay on the said CCI order.

The Government has made changes in the constitution and operations of Tribunals, under which all matters with COMPAT have been transferred to the National Company Law Appellate Tribunal (NCLAT). Hearing of order dated 31st August, 2016 is completed at NCLAT and the order is awaited.

Your Company, backed by a legal opinion, believes that it has a good case in both the matters and accordingly no provision has been made in the accounts.

AUDITORS

Statutory Auditors

Pursuant to the provisions of Section 139 of the Act and the Companies (Audit and Auditors) Rules, 2014, M/s. BSR & Co. LLP, Chartered Accountants, Mumbai (Registration No: 101248W/W-100022) and M/s. Khimji Kunverji & Co., Chartered Accountants, Mumbai (Registration No: 105146W) had been appointed as Joint Statutory Auditors of your Company for a term of five years until the conclusion of the 20th and 21st AGM respectively. In terms of the provisions of the Act, your ratification to their appointment as Joint Statutory Auditors of your Company is being sought at the ensuing AGM and forms part of the Notice convening the AGM. The Joint Statutory Auditors have confirmed that they are not disqualified to act as Auditors and are eligible to hold office as Auditors of your Company.

The observations made in the Auditor's Report are self-explanatory and therefore, do not call for any further comments under Section 134(3)(f) of the Act.

Cost Auditors

In terms of the provisions of Section 148 of the Act read with the Companies (Cost Records and Audit) Amendment Rules, 2014, the Board of Directors of your Company have on the recommendation of the Audit Committee appointed M/s. D. C. Dave & Co., Cost Accountants, Mumbai and M/s. N. D. Birla & Co., Cost Accountants, Ahmedabad, to conduct the cost audit of your Company for the financial year ending 31st March, 2019, at a remuneration as mentioned in the Notice convening the AGM.

As required under the Act, the remuneration payable to cost auditors has to be placed before the Members at a general meeting for ratification. Hence, a resolution seeking your ratification for the remuneration payable to the Cost Auditors forms part of the Notice of the ensuing AGM.

Secretarial Auditor

In terms of the provisions of Section 204 of the Act read with the Companies (Appointment and Remuneration of Managerial Personnel) Rules, 2014, the Board has appointed M/s. BNP & Associates, Company Secretaries, Mumbai as Secretarial Auditors for conducting Secretarial Audit of your Company for the financial year ended 31st March, 2018. The report of the Secretarial Auditor is attached as **Annexure VIII**. The

Secretarial Audit Report does not contain any qualification, reservation or adverse remark.

Your Company is in compliance with the Secretarial Standards specified by the Institute of Company Secretaries of India.

EXTRACT OF ANNUAL RETURN

In terms of the provisions of Section 92 (3) of the Act read with the Companies (Management and Administration) Rules, 2014, an extract of the Annual Return of your Company for the financial year ended 31st March, 2018 is given in **Annexure IX** to this Report.

OTHER DISCLOSURES

- There were no material changes and commitments affecting the financial position of your Company between the end of the financial year and the date of this report.
- Your Company has not issued any shares with differential voting rights.
- There was no revision in the financial statements.
- There has been no change in the nature of business of your Company.
- Your Company has not issued any sweat equity shares.
- During the year your Company has not received any complaints under the Sexual Harassment of Women at Workplace (Prevention, Prohibition and Redressal) Act, 2013.

CAUTIONARY STATEMENT

Statements in the Directors Report and the Management Discussion and Analysis describing the Company's objectives,

projections, estimates, expectations or predictions may be "forward looking statements" within the meaning of applicable securities laws and regulations. Actual results could differ materially from those expressed or implied. Important factors that could make a difference to your Company's operations include global and Indian demand supply conditions, finished goods prices, feed stock availability and prices, cyclical demand and pricing in your Company's principal markets, changes in Government regulations, tax regimes, economic developments within India and the countries within which your Company conducts business and other factors such as litigation and labour negotiations. Your Company is not obliged to publicly amend, modify or revise any forward looking statements, on the basis of any subsequent development, information or events or otherwise.

ACKNOWLEDGEMENT

Your Directors express their deep sense of gratitude to the banks, financial institutions, stakeholders, business associates, Central and State Governments for their support and look forward to their continued assistance in future. We thank our employees for their contribution to your Company's performance. We applaud them for their superior levels of competence, dedication and commitment to your Company.

For and on behalf of the Board



Kumar Mangalam Birla
Chairman
(DIN: 00012813)

Mumbai, 25th April, 2018

ANNEXURE I

DIVIDEND DISTRIBUTION POLICY

1.0 Introduction

- 1.1 As per the SEBI (Listing Obligations and Disclosure Requirements) Regulations, 2015, as amended, the Company is required to formulate and disclose its Dividend Distribution Policy. Accordingly, the Board of Directors of the Company ('the Board') has approved this Dividend Distribution Policy.
- 1.2 The objective of this policy is to provide clarity to stakeholders on the dividend distribution framework to be adopted by the Company. The Board of Directors shall recommend dividend in compliance with this policy, the provisions of the Companies Act, 2013 and Rules made thereunder and other applicable legal provisions.

2.0 Target Dividend Payout

- 2.1 Dividend will be declared out of the current year's Profit after Tax of the Company.
- 2.2 Only in exceptional circumstances including but not limited to loss after tax in any particular financial year, the Board may consider utilising retained earnings for declaration of dividends, subject to applicable legal provisions.
- 2.3 Other Comprehensive Income' (as per applicable Accounting Standards) which mainly comprises of unrealized gains / losses, will not be considered for the purpose of declaration of dividend.
- 2.4 The Board will endeavor to achieve a dividend payout ratio (gross of dividend distribution tax) in the range of 15% to 25% of the Standalone Profit after Tax, net of dividend payout to preference shareholders, if any.

3.0 Factors to be considered for Dividend Payout

The Board will consider various internal and external factors, including but not limited to the following before making any recommendation for dividend:

- Stability of earnings
- Cash flow position from operations
- Future capital expenditure, inorganic growth plans and reinvestment opportunities
- Industry outlook and stage of business cycle for underlying businesses
- Leverage profile and capital adequacy metrics
- Overall economic / regulatory environment
- Contingent liabilities
- Past dividend trends
- Buyback of shares or any such alternate profit distribution measure
- Any other contingency plans

4.0 General

Retained earnings will be used for the Company's growth plans, working capital requirements, debt repayments and other contingencies.

5.0 Review

This policy would be subject to revision / amendment on a periodic basis, as may be necessary.

6.0 Disclosure

This policy (as amended from time to time) will be available on the Company's website and in the annual report.

ANNEXURE II

AUDITORS' CERTIFICATE ON CORPORATE GOVERNANCE

To the Members of
UltraTech Cement Limited

We have examined the compliance of conditions of Corporate Governance by UltraTech Cement Limited (the 'Company'), for the year ended March 31, 2018, as per the relevant provisions of the Securities and Exchange Board of India (Listing Obligations and Disclosure Requirements) Regulations, 2015 ('Listing Regulations').

The compliance of conditions of Corporate Governance is the responsibility of the management. This responsibility includes the design, implementation and maintenance of internal control and procedures to ensure the compliance with the conditions of the Corporate Governance stipulated in Listing Regulations.

Our responsibility is limited to examining the procedures and implementation thereof, adopted by the Company for ensuring compliance with the conditions of Corporate Governance. It is neither an audit nor an expression of opinion on the financial statements of the Company.

We have examined the books of account and other relevant records and documents maintained by the Company for the purposes of providing reasonable assurance on the compliance with Corporate Governance requirements by the Company.

We have carried out an examination of the relevant records of the Company in accordance with the Guidance Note on Certification of Corporate Governance issued by the Institute of the Chartered Accountants of India (the ICAI), the Standards on Auditing specified under Section 143(10) of the Companies Act 2013, in so far as applicable for the purpose of this certificate and as per the Guidance Note on Reports or Certificates for Special Purposes issued by the ICAI which requires that we comply with the ethical requirements of the Code of Ethics issued by the ICAI.

We have complied with the relevant applicable requirements of the Standard on Quality Control (SQC) 1, Quality Control for Firms that Perform Audits and Reviews of Historical Financial Information, and Other Assurance and Related Services Engagements.

Based on our examination of the relevant records and according to the information and explanations given to us, we certify that the Company has complied with the conditions of Corporate Governance as stipulated in the above mentioned Listing Regulations.

We further state that such compliance is neither an assurance as to the future viability of the Company nor the efficiency or effectiveness with which the management has conducted the affairs of the Company.

For **Khimji Kunverji & Co.**
Chartered Accountants
Firm's Registration No: 105146W

Ketan Vikamsey
Partner
Membership No: 044000
Mumbai
April 25, 2018

ANNEXURE III

ANNUAL REPORT ON CSR ACTIVITIES

1	A brief outline of the Company's CSR policy, including overview of projects or programs proposed to be undertaken and a reference to the web link to the CSR policy and projects or programs	:	To actively contribute to the social and economic development of the communities in which we operate. In so doing and built a better, sustainable way of life for weaker sections of society, to contribute effectively towards inclusive growth and raise the country's human development index. Our projects focus on- education, healthcare, sustainable livelihood, infrastructure development and social reform, epitomizing a holistic approach to inclusive growth. The Company's CSR policy can be accessed on: http://www.ultratechcement.com .
2	Composition of the CSR Committee	:	Mrs. Rajashree Birla, Chairperson Mr. G.M. Dave, Member Mr. O. P. Puranmalka, Member Mr. K. K. Maheshwari, Member Dr. Pragnya Ram, Group Executive President, Corporate Communication & CSR, Permanent Invitee
3	Average net profit of the Company for last three financial years	:	₹ 2,945 crores
4	Prescribed CSR Expenditure (two percent of the amount as in item 3 above)	:	₹ 58.91 crores
5	Details of CSR spent during the financial year		
	Total amount to be spent for the financial year	:	₹ 60.71 crores
	Amount unspent, if any	:	Nil
	Manner in which the amount spent during the financial year	:	Details given below

(1) Sr. No.	(2) CSR Project / Activity identified	(3) Sector in which the project is covered	(4) Project / Programs (1) Local Area / others (2) Specify the State / District where the Project Undertaken	(5) Amount Outlay (budget) Project / Program wise (₹ in crores)	(6) Amount spent on the project / programs sub-heads: (1) Direct expenditure on project / programs (2) Overheads (₹ in crores)	(7) Cumulative Expenditure upto to the Reporting Period (₹ in crores)	(8) Amount spent: Direct / through implementing agency
1.	1. Preschool education project Balwadis / playschools / crèches, strengthening Anganwadi Centre	Education	Rajasthan – Jodhpur, Nagaur, Jaipur, Chittorgarh, Madhya Pradesh – Neemuch, Gujarat – Amreli, Bhuj, Maharashtra – Chandrapur, Solapur, Ratnagiri, Chhattisgarh – Baloda Bazaar, Karnataka – Gulbarga, Andhra Pradesh – Kurnool, Anantapur, Tamilnadu – Ariyalur, Odisha – Jharsuguda	1.25	1.15	28.70	Direct / Implementing Agency

(1)	(2)	(3)	(4)	(5)	(6)	(7)	(8)
Sr. No.	CSR Project / Activity identified	Sector in which the project is covered	Project / Programs (1) Local Area / others (2) Specify the State / District where the Project Undertaken	Amount Outlay (budget) Project / Program wise (₹ in crores)	Amount spent on the project / programs sub-heads: (1) Direct expenditure on project / programs (2) Overheads (₹ in crores)	Cumulative Expenditure upto to the Reporting Period (₹ in crores)	Amount spent: Direct / through implementing agency
	2. School Education Project Enrollment awareness programs/ event, Formal schools outside campus (Company run), Education Material (Study materials, Uniform, Books etc), Scholarship (merit and need based assistance), School competitions / best teacher award, cultural events, quality of education (support teachers, Improve education methods), specialised coaching, exposure visits / awareness, formal schools inside campus (Company Schools), Support to Midday Meal Project.		West Bengal – Bolpur, Bihar – Patna, Nalanda, Haryana – Jhajjar, Panipat, Uttar Pradesh – Aligarh, Punjab – Bathinda	20.25	20.22		
	3. Education support programs Knowledge centre and library, adult and non formal education, celebration of national days / International days, computer education, reducing drop-out and continuing education (Kasturba balika/ bridge courses / counseling), Career counseling and orientation.			0.75	0.79		
	4. Vocational and Technical Education Strengthening ITI's, skills based individual training program			1.25	1.15		
	5. School Infrastructure Buildings and civil structures (new), buildings and civil structures (renovation and maintenance), school sanitation / drinking water, school facilities and fixtures (furniture/blackboards/computers)			5.50	5.39		
2.	1. Preventive Health Care Immunisation, Pulse polio immunisation, Health Check-up camps, Ambulance Mobile Dispensary Program, Malaria / Diarrhoea / Control programs, Health & Hygiene awareness programs, School health / Eye / Dental camps, Yoga / fitness classes.	Health	Rajasthan – Jodhpur, Nagaur, Jaipur, Chittorgarh, Madhya Pradesh – Neemuch, Gujarat – Amreli, Bhuj, Maharashtra – Chandrapur, Solapur, Ratnagiri, Chhattisgarh – Baloda Bazaar, Karnataka – Gulbarga, Andhra Pradesh – Kurnool, Anantapur, Tamilnadu – Ariyalur, Odisha – Jharsuguda, West Bengal – Bolpur	0.75	0.78	9.29	Direct / Implementing Agency
	2. Curative Health Care program General Health camps, Specialised Health Camps, Eye camps, Treatment Camps (Skin, cleft, etc.), Cleft camp, Homeopathic / Ayurvedic Camps, Surgical camps, Tuberculosis / Leprosy Company operated hospitals/ dispensaries / clinic.			3.75	3.57		

(1)	(2)	(3)	(4)	(5)	(6)	(7)	(8)
Sr. No.	CSR Project / Activity identified	Sector in which the project is covered	Project / Programs (1) Local Area / others (2) Specify the State / District where the Project Undertaken	Amount Outlay (budget) Project / Program wise (₹ in crores)	Amount spent on the project / programs sub-heads: (1) Direct expenditure on project / programs (2) Overheads (₹ in crores)	Cumulative Expenditure upto to the Reporting Period (₹ in crores)	Amount spent: Direct / through implementing agency
	3. Reproductive and Child Health Mother and child health care (ante natal care, pre natal care and neonatal care), adolescent health care, infant and child health (Healthy baby competition), support to family planning / camps, nutritional programs for mother/ child.			0.10	0.08		
	4. Quality/ Support Program Referral services treatment of BPL, old age or needy patient, HIV-AIDS Awareness Program, RTI/ STD Awareness Program, Support for differently abled, Ambulance services, Blood donation camps, blood grouping.			0.30	0.26		
	5. Health Infrastructure Buildings and civil structures (new), buildings and civil structures (renovation and maintenance), village community sanitation (toilets/ drainage), individual toilets, drinking water new sources, (Hand pump/ RO/ Water Tank/ well), drinking water existing sources (operation/ maintenance), water source purification.			4.50	4.60		
3.	1. Agriculture and Farm Based Agriculture & horticulture training program/ farmers group transfer of technology-demonstration plots, support for horticulture plots, seeds improvement program, support for improved agriculture equipment and inputs, Exposure visits / support for agricultural mela, integrated agricultural/ horticultural improvement program / productivity improvement programs, soil health and organic farming.	Environ-ment and livelihood	Rajasthan – Jodhpur, Nagaur, Jaipur, Chittorgarh, Madhya Pradesh – Neemuch, Gujarat – Amreli, Bhuj, Maharashtra – Chandrapur, Solapur, Ratnagiri, Nagpur Chhattisgarh – Baloda Bazaar, Karnataka – Gulbarga, Andhra Pradesh – Kurnool, Anantapur, Tamilnadu – Ariyalur, Odisha – Jharsuguda	0.25	0.25	4.09	Direct / Implementing Agency
	2. Animal Husbandry Based Treatment and vaccination, breed improvement productivity, improvement programs and training.			0.50	0.42		
	3. Non-farm & Skills Based Income generation program Capacity building program-Tailoring, Beauty Parlour, Mechanical, Rural Enterprise development & Income Generation Programs, Support to SHGs for entrepreneurial activities.			0.50	0.41		

(1)	(2)	(3)	(4)	(5)	(6)	(7)	(8)
Sr. No.	CSR Project / Activity identified	Sector in which the project is covered	Project / Programs (1) Local Area / others (2) Specify the State / District where the Project Undertaken	Amount Outlay (budget) Project / Program wise (₹ in crores)	Amount spent on the project / programs sub-heads: (1) Direct expenditure on project / programs (2) Overheads (₹ in crores)	Cumulative Expenditure upto to the Reporting Period (₹ in crores)	Amount spent: Direct / through implementing agency
	4. Natural Resource conservation programs & Non-conventional Energy Bio gas support program, Solar energy support and other energy support programs - (low smoke wood stoves / sky light), Plantation / Green Belt Development / Roadside Plantation, Soil conservation / Land improvement, Water conservation and harvesting (small structures/ bigger structures), Community Pasture Land Development / Orchard Development.			2.00	2.15		
	5. Livelihood Infrastructure			1.00	0.86		
4.	Rural Infrastructure Development other than for the purpose of health / education / livelihood New roads / culverts / bridges / bus stands, repair roads/ culverts / bridges / bus stands community halls / housing, other community assets and shelters. Support for Roads / Culverts / Bridges/ Bus Stands Community Halls Road lights and other community infrastructure	Rural Development projects	Rajasthan - Jodhpur, Nagaur, Jaipur, Chittorgarh, Gujarat- Amreli, Bhuj, Maharashtra- Chandrapur, Solapur, Ratnagiri, Chhattisgarh- Baloda Bazaar, Karnataka- Gulbarga, Andhra Pradesh- Kurnool, Anantapur, Tamilnadu- Ariyalur, Odisha- Jharsuguda, Punjab - Bathinda	8.00 1.65 1.50 1.00	7.98 1.55 1.32 0.87	11.72	Direct / Implementing Agency
5.	1. Institutional building & strengthening Strengthening / formation of community based organisation (SHGs), Support to development organisations, Oldage Home, Orphanage 2. Social Security and support to Organisations Support to old age / Widow / physically challenged person / poor Insurance, Pension Scheme 3. Awareness programs Community awareness program, Awareness campaign social abuse Early marriage / HIV Prevention	Social Empowerment	Rajasthan - Jodhpur, Nagaur, Jaipur, Chittorgarh, Gujarat- Amreli, Bhuj Maharashtra - Solapur, Ratnagiri Chhattisgarh- Baloda Bazaar, Karnataka- Gulbarga, Andhra Pradesh- Kurnool, Anantapur Tamilnadu- Ariyalur, Odisha- Jharsuguda	0.10 0.10 0.10	0.09 0.07 0.06	1.62	Direct / Implementing Agency

(1)	(2)	(3)	(4)	(5)	(6)	(7)	(8)
Sr. No.	CSR Project / Activity identified	Sector in which the project is covered	Project / Programs (1) Local Area / others (2) Specify the State / District where the Project Undertaken	Amount Outlay (budget) Project / Program wise (₹ in crores)	Amount spent on the project / programs sub-heads: (1) Direct expenditure on project / programs (2) Overheads (₹ in crores)	Cumulative Expenditure upto to the Reporting Period (₹ in crores)	Amount spent: Direct / through implementing agency
	4. Social Events to minimise causes of poverty Support to mass marriage/ widow remarriage, National/ International day celebrations with community, Support with basic necessities.			0.40	0.33		
	5. Promotion of culture/ sports Support to rural cultural program, festivals & melas support to rural sports.			1.00	0.90		
	6. Disaster Relief Programs and others			-	0.17		
6.	Protection of Heritage / Art / Culture	Protection of Heritage, art and culture		2.50	2.41	2.41	Direct / Implementing Agency
	Overheads			3.00	2.88	2.88	
	TOTAL			62.00	60.71	60.71	

Note: Implementing Agency is UltraTech Community Welfare Foundation, a company within the meaning of section 8 of the Companies Act, 2013.

6. Reason for not spending two percent of the average net profit of the last three financial years on CSR:

Not Applicable.

7. A Responsibility Statement of the Corporate Social Responsibility Committee that the implementation and monitor of CSR policy is in compliance with CSR objectives and policy of the Company:

The implementation and monitoring of CSR Policy is in compliance with CSR objectives and policy of the Company.

K. K. Maheshwari
Managing Director
(DIN: 00017572)

Rajashree Birla
Chairperson, CSR Committee
(DIN: 00022995)

25th April, 2018

ANNEXURE IV

Form AOC - 1

Pursuant to first proviso to sub-section (3) of Section 129 of the Companies Act, 2013 read with Rule 5 of Companies (Accounts) Rules, 2014

Part "A" - Subsidiaries Statement containing salient features of the financial statements of subsidiaries/ associates companies / joint ventures

Sr. No.	Name of the Subsidiary Companies	Year	Currency	Share Capital including Share application Money	Reserves and Surplus	Total Assets (Non-Current Assets + Current Assets + Deferred Tax Assets) excluding Current and Non-Current Investments	Total Liabilities (Non-Current Liabilities + Current Liabilities + Deferred tax Liabilities)	Details of Current and Non Current Investments (excluding investment in the subsidiary companies) - Treasury Bill	Net Turnover	Profit / (Loss) before Taxation	Provision for Taxation	Profit / (Loss) after Taxation	Proposed Dividend (including Corporate Dividend Tax)	% of share-holding
1	Dakshin Cements Limited	2017-18 2016-17	₹	0.05 0.05	(0.05) (0.05)	₹ 37,774 ₹ 37,774	₹ 63,734 ₹ 53,734	- -	- -	₹ (10,000) ₹ (10,000)	- -	₹ (10,000) ₹ (10,000)	- -	100% 100%
2	Harish Cement Limited	2017-18 2016-17	₹	0.25 0.25	153.63 153.48	156.25 156.10	2.37 2.37	- -	- -	₹ (340) ₹ (17,037)	- -	₹ (340) ₹ (17,037)	- -	100% 100%
3	Gotan Limestone Khanij Udyog Pvt. Ltd.	2017-18 2016-17	₹	2.33 2.33	18.67 19.10	21.89 22.83	0.89 1.40	- -	- -	(0.43) (0.52)	- -	(0.43) (0.52)	- -	100% 100%
4	Bhagwati Lime Stone Company Pvt. Ltd.	2017-18 2016-17	₹	0.01 0.01	1.76 1.81	1.95 1.92	0.18 0.10	- -	- -	(0.05) (0.09)	- -	(0.05) (0.09)	- -	100% 100%
5	UltraTech Cement Lanka Pvt. Ltd.	2017-18 2016-17	SLR ₹	50.00 20.92	140.77 58.91	355.85 148.89	165.08 69.06	- -	1,340.87 563.39	39.25 16.50	12.05 5.06	27.20 11.44	- -	80% 80%
6	UltraTech Cement Middle East Investment Ltd. (Sandalone)	2017-18 2016-17	AED ₹	25.13 445.28	18.19 276.29	123.43 1,994.87	80.11 1,273.30	- -	- -	(1.75) (52.01)	- -	(1.75) (52.01)	- -	100% 100%
7	Star Cement Co LLC, Dubai ^a	2017-18 2016-17	AED ₹	1.50 26.47	(15.51) (274.75)	40.07 710.02	54.07 958.19	- -	33.28 564.19	(0.71) (12.41)	- -	(0.71) (12.41)	- -	100% 100%
8	Arabian Cement Industry LLC, Abu Dhabi ^a	2017-18 2016-17	AED ₹	1.00 17.72	(6.27) (111.13)	19.02 337.08	24.29 430.49	- -	21.86 383.66	(0.71) (12.45)	- -	(0.71) (12.45)	- -	100% 100%
9	Star Cement Co LLC, Ras Al Khaimah ^a	2017-18 2016-17	AED ₹	0.50 8.86	11.57 204.99	95.00 1,683.32	82.93 1,469.48	- -	37.62 660.25	0.44 7.67	- -	0.44 7.67	- -	100% 100%
10	Al Nakhla Crushers LLC, Fujairah ^a	2017-18 2016-17	AED ₹	0.20 3.54	1.87 33.05	5.00 88.64	2.94 52.05	- -	4.24 74.45	0.99 17.38	- -	0.99 17.38	- -	100% 100%

Sr. No.	Name of the Subsidiary Companies	Year	Currency	Share Capital including Share application Money	Reserves and Surplus	Total Assets (Non-Current Assets + Current Assets + Deferred Tax Assets) excluding Current and Non-Current Investments	Total Liabilities (Non-Current Liabilities + Current Liabilities + Deferred tax Liabilities)	Details of Current and Non Current Investments (excluding investment in the subsidiary companies)- Treasury Bill	Net Turnover	Profit / (Loss) before Taxation	Provision for Taxation	Profit / (Loss) after Taxation	Proposed Dividend (including Corporate Dividend Tax)	% of share-holding
11	UltraTech Cement, Bahrain Company, WLL, Bahrain ^a	2017-18	Bahrain Dirham (BHD)	0.03	1.32	1.57	0.22	-	2.03	0.36	-	0.36	-	100%
			₹	5.18	227.59	271.09	38.33	-	346.46	62.44	-	62.44	-	
		2016-17	Bahrain Dirham (BHD)	0.03	1.10	1.42	0.29	-	1.17	0.20	-	0.20	-	100%
			₹	5.16	188.79	243.54	49.59	-	208.79	36.45	-	36.45	-	
12	Emirates Cement Bangladesh Ltd, Bangladesh ^a	2017-18	Takka	158.93	[99.81]	222.56	163.44	-	286.49	6.40	2.65	3.75	-	100%
			₹	124.35	[78.09]	174.14	127.88	-	225.77	5.05	2.09	2.95	-	
		2016-17	Takka	158.93	[103.59]	239.72	184.38	-	257.82	5.71	1.55	4.16	-	100%
			₹	129.24	[84.24]	194.94	149.94	-	219.99	4.87	1.32	3.55	-	
13	Emirates Power Company Ltd, Bangladesh ^a	2017-18	Takka	27.00	[21.15]	17.41	11.57	-	2.07	-	-	-	-	100%
			₹	21.12	[16.55]	13.62	9.05	-	1.63	-	-	-	-	
		2016-17	Takka	27.00	[21.16]	19.72	13.88	-	2.70	-	-	-	-	100%
			₹	21.95	[17.20]	16.04	11.29	-	2.30	-	-	-	-	
14	Awam Minerals LLC, Sultanate of Oman ^a (Ceased control w.e.f. April 24, 2017)	2017-18	Omani Riyal	-	-	-	-	-	-	-	-	-	-	37%
			₹	-	-	-	-	-	-	-	-	-	-	
		2016-17	Omani Riyal	0.05	[0.09]	0.11	0.16	-	0.21	[0.05]	-	[0.05]	-	51%
			₹	7.65	[15.12]	18.87	26.33	-	36.20	[8.55]	-	[8.55]	-	
15	PT UltraTech Mining Indonesia	2017-18	Indonesian Rupee	1,158.90	[1,037.66]	124.73	3.50	-	-	[0.19]	-	[0.19]	-	80%
			₹	5.49	[4.92]	0.59	0.02	-	-	-	-	-	-	
		2016-17	Indonesian Rupee	1,158.90	[1,037.47]	121.43	-	-	-	[1,028.41]	-	[1,028.41]	-	80%
			₹	5.64	[5.06]	0.58	-	-	-	[5.21]	-	[5.21]	-	
16	PT UltraTech Investment Indonesia	2017-18	Indonesian Rupee	1,992.40	37.30	2,037.24	7.54	-	-	[0.21]	-	[0.21]	-	100%
			₹	9.43	0.18	9.65	0.04	-	-	-	-	-	-	
		2016-17	Indonesian Rupee	1,992.40	37.51	2,037.45	7.54	-	-	[0.30]	-	[0.30]	-	100%
			₹	9.70	0.18	9.92	0.04	-	-	-	-	-	-	
17	PT UltraTech Cement Indonesia	2017-18	Indonesian Rupee	2,033.46	[1,416.83]	622.42	5.79	-	-	22.54	-	22.54	-	99%
			₹	9.62	[6.71]	2.94	0.03	-	-	0.11	-	0.11	-	
		2016-17	Indonesian Rupee	2,033.46	[1,439.37]	596.38	2.29	-	-	[1,180.92]	-	[1,180.92]	-	99%
			₹	9.91	[7.02]	2.90	0.01	-	-	[5.97]	-	[5.97]	-	

^a Subsidiaries of UltraTech Cement Middle East Investment Ltd.

PT Ultratech Mining Sumatra is yet to start operations and no equity infusion.

Note: For converting the figures given in foreign currency appearing in the accounts of the subsidiary companies into equivalent INR, following exchange rates are used for 1 INR.

Sr No	Currency	Balance Sheet (Closing Rate)		Profit & Loss Account (Average Rate)	
		2017-18	2016-17	2017-18	2016-17
1	Sri Lankan Rupee (SLR)	2.3900	2.3500	2.3800	2.2000
2	UAE Dirham (AED)	0.0564	0.0567	0.0570	0.0548
3	Takka	1.2780	1.2297	1.2689	1.1720
4	Bahrain Dirham	0.0058	0.0058	0.0058	0.0056
5	Indonesian Rupee	211.1932	205.4232	208.4636	197.7457
6	Omani Riyal	0.0059	0.0059	0.0060	0.0057

Part “B” - Joint Ventures

(₹ in crores)

Sr. No	Name of Associates / Joint Ventures	Madanpura (North) Coal Company Pvt. Ltd.	Bhaskarpara Coal Company Ltd.	Aditya Birla Renewables SPV 1 Limited
1	Latest audited Balance Sheet Date	31.03.2018	31.03.2018	31.03.2018
2	Shares of Joint ventures held by the company on year end			
	Nos.	11,52,560	81,41,050	35,23,520
	Amount of Investment in Joint venture	1.15	8.14	3.52
	Extent of Holding (%)	11.17%	47.37%	26.00%
3	Networth attributable to shareholding as per latest audited Balance Sheet	0.95	7.41	3.48
4	Profit /(Loss) for the year	[0.91]	0.02	[0.16]
	i. Considered in consolidation	[0.10]	0.01	[0.04]
	ii. Not considered in Consolidation	[0.81]	0.01	[0.12]

For and on behalf of the Board

S. K. Chatterjee
Company Secretary

Atul Daga
Whole-time Director & CFO
(DIN: 06416619)

K. K. Maheshwari
Managing Director
(DIN: 00017572)

S. B.Mathur
Director
(DIN: 00013239)

Mumbai, 25th April, 2018

ANNEXURE V

DISCLOSURE OF PARTICULARS WITH RESPECT TO CONSERVATION OF ENERGY, TECHNOLOGY ABSORPTION AND FOREIGN EXCHANGE EARNINGS AND OUTGO AS PRESCRIBED UNDER RULE 8(3) OF THE COMPANIES (ACCOUNTS) RULES, 2014.

A. CONSERVATION OF ENERGY:

a) Steps taken or impact on conservation of energy

- Focused drive on improving energy consumption footprint by continual deployment of state-of-art energy efficient equipment.
- Modification / Retrofit of existing equipment like Preheater cyclones / Fan suction box for improved energy efficiency.
- Modification / Retrofit of Milling equipment to improve energy efficiency with simultaneous improvement in product quality.
- Operational optimisation of Pyro Process & Milling operation for overall energy optimisation using expert automation systems.
- Retrofit of old generation coolers to improve kiln heat rate matching performance of new generation cooler.
- Continual deployment of Non-conventional and clean energy sources like installation of solar heaters and solar lighting.
- Introduction of novel technology for improving energy efficiency in CPP boilers.

b) Steps taken by the Company for utilising alternate sources of energy

- The company has been using waste materials as substitute for conventional fossil fuels like coal/petcoke. During FY 18, 3.45% of total thermal energy utilised in kilns was derived from waste materials leading to saving of equivalent amount of coal/petcoke.
- Total capacity of Waste Heat Recovery Systems – 59 MW.
- Renewable energy:
 - (installed capacity): 3.73 MWp
 - (bilateral / group captive): 28.10MWp

c) The capital investment on energy conservation equipment

- During the year, the Company has made ₹ 76 crores investment on equipment or various capital schemes for conserving the energy resources.

B. TECHNOLOGY ABSORPTION:

a) Efforts made towards technology absorption

- Productivity enhancement / energy efficiency improvement through usage of computational techniques and modeling.
- Implementation of new technology like low NOx burner and low NOx calciner and high frequency controller to meet out challenges for compliance of new environmental dust and gases norms.
- Six pulse rectifier with three phase transformer technology in electrostatic precipitators.
- Upgradation of existing electrostatic precipitator with Bag house for particulate matter emission reduction.
- Participation in national / international seminars.

b) Benefits derived like product improvement, cost reduction, product development or import substitution

- Reduction in specific energy consumption.
- Improvement in environmental performance of the manufacturing facilities.
- Achieved energy conservation targets assigned under PAT (Perform, Achieve and Trade) targets.
- Improved product quality and customer satisfaction.
- Increased skill development of R&D personnel to face future challenges.
- Raw Mix optimisation for conservation of limestone reserves.
- Use of waste material as substitution of natural raw material.
- Design & development and commercial production of new Brand as per market requirement.
- Improvement in product quality for cement exported to Sri Lanka.
- Improvement in packaging bags quality through a systematic study including benchmarking study.
- Alternate vendor development for indigenous sourced refractory for cost reduction for preheater/cooler.
- Getting R&D future-ready by creating new capabilities in the area of new product development, Pollution abatement, Raw mix optimisation and mill optimisation.

c) In case of imported technology (imported during the last three years reckoned from the beginning of the financial year)

Nil

d) Expenditure incurred on Research and Development (R&D)

(₹ in crores)

		2017-18	2016-17
I	For In-house R&D:		
	Capital Expenditure	0.85	2.90
	Recurring Expenditure	14.04	13.31
	Total In-house R&D Expenditure	14.89	16.21
II	Contribution to Scientific Research Company	14.79	12.90
III	Total R&D Expenditure (I+II)	29.68	29.11
IV	R&D Expenditure as % of turnover	0.10	0.12

C. FOREIGN EXCHANGE EARNINGS AND OUTGO:

- Foreign exchange earnings for the year ended 31st March, 2018: ₹ 527.30 Crores.
- Foreign exchange outgo for the year ended 31st March, 2018: ₹ 256.47 Crores.

For and on behalf of the Board

Kumar Mangalam Birla
Chairman
(DIN: 00012813)

Mumbai, 25th April, 2018

ANNEXURE VI

Details pertaining to remuneration as required under section 197(12) of the Companies act, 2013 read with Rule 5(1) of the Companies (Appointment and Remuneration of Managerial Personnel) Rules, 2014

- i The percentage increase in remuneration of each Director, Chief Financial Officer and Company Secretary during the financial year 2017-18 and ratio of the remuneration of each Director to the median remuneration of the employees of the Company for the financial year 2017-18 are as under:

Sr. No.	Name of Director / Key Managerial Personnel (KMP) and Designation	Remuneration* of Director/KMP for financial year 2017-18 (₹ in crore)	% increase in Remuneration in the Financial Year 2017-18	Ratio of Remuneration of each Director/ to median Remuneration of employees
1	Kumar Mangalam Birla, Chairman and Non-Executive Director	19.13	(14.98)	375.2
2	Mrs. Rajashree Birla, Non-Executive Director	1.06	(15.20)	20.8
3	Arun Adhikari, Independent Director	0.14	(17.65)	2.7
4	Mrs. Alka Bharucha, Independent Director	0.12	50.00	2.4
5	G. M. Dave, Independent Director	0.24	(7.69)	4.7
6	Mrs. Sukanya Kripalu, Independent Director	0.16	0.00	3.1
7	S. B. Mathur, Independent Director	0.27	42.11	5.3
8	Mrs. Renuka Ramnath, Independent Director	0.07	(58.82)	1.4
9	D. D. Rath, Non-Executive Director	0.05	0.00	1.0
10	O. P. Puranmalka, Non-Executive Director	0.01	0.00	0.2
11	K. K. Maheshwari, Managing Director	13.61	28.78**	266.9
12	Atul Daga, Whole-time Director and Chief Financial Officer	3.22	48.67	63.1
13	S. K. Chatterjee, Company Secretary	1.10	15.71	Not Applicable

* Remuneration includes commission payable to Directors for the year ended 31st March, 2018 which is subject to the approval of the Members of the Company.

** Excluding variable pay for like-for-like comparison.

- ii The median remuneration of employees of the Company during the financial year was ₹ 5.10 lakhs.
- iii In the financial year, there was an increase of 9.3% in the median remuneration of employees.
- iv There were 19,681 permanent employees on the rolls of the Company as on 31st March, 2018.
- v Average percentage increase made in the salaries of employees other than the managerial personnel and acquired assets in the last financial year i.e. 2017-18 was 6.5% whereas the increase in the managerial remuneration for the same financial year was 10.0%.
- vi It is hereby affirmed that the remuneration paid is as per the Remuneration Policy for Directors, Key Managerial Personnel and other Employees.

ANNEXURE VII

UltraTech Cement Limited ("the Company") an Aditya Birla Group Company adopts/shall adopt this Executive Remuneration Philosophy/Policy as applicable across Group Companies. This philosophy/ policy is detailed below.

Aditya Birla Group: Executive Remuneration Philosophy/Policy

At the Aditya Birla Group, we expect our executive team to foster a culture of growth and entrepreneurial risk-taking. Our Executive Remuneration Philosophy/Policy supports the design of programs that align executive rewards – including incentive programs, retirement benefit programs, promotion and advancement opportunities – with the long-term success of our stakeholders.

Our business and organisational model

Our Group is a conglomerate and organised in a manner such that there is sharing of resources and infrastructure. This results in uniformity of business processes and systems thereby promoting synergies and exemplary customer experiences.

I. Objectives of the Executive Remuneration Program

Our executive remuneration program is designed to attract, retain, and reward talented executives who will contribute to our long-term success and thereby build value for our shareholders.

Our executive remuneration program is intended to:

1. Provide for monetary and non-monetary remuneration elements to our executives on a holistic basis.
2. Emphasize "Pay for Performance" by aligning incentives with business strategies to reward executives who achieve or exceed Group, business and individual goals.

II. Executives

Our Executive Remuneration Philosophy/Policy applies to the following:

1. Directors of the Company.
2. Key Managerial Personnel: Chief Executive Officer and equivalent (eg: Deputy Managing Director), Chief Financial Officer and Company Secretary.
3. Senior Management.

III. Business and Talent Competitors

We benchmark our executive pay practices and levels against peer companies in similar industries, geographies and of similar size. In addition, we look at secondary reference (internal and external) benchmarks in order to ensure that pay policies and levels across the Group are broadly equitable and support the Group's global mobility objectives for executive talent. Secondary reference points bring to the table, the executive pay practices and pay levels in other markets and industries, to appreciate the differences in levels and medium of pay and build in as appropriate for decision making.

IV. Executive Pay Positioning

We aim to provide competitive remuneration opportunities to our executives by positioning target total remuneration (including perks and benefits, annual incentive pay-outs, long term incentive pay-outs at target performance) and target total cash compensation (including annual incentive pay-outs) at target performance directionally between median and top quartile of the primary talent market. We recognise the size and scope of the role and the market standing, skills and experience of incumbents while positioning our executives.

We use secondary market data only as a reference point for determining the types and amount of remuneration while principally believing that target total remuneration packages should reflect the typical cost of comparable executive talent available in the sector.

V. Executive Pay-Mix

Our executive pay-mix aims to strike the appropriate balance between key components: (i) Fixed Cash compensation (Basic Salary + Allowances) (ii) Annual Incentive Plan (iii) Long-Term Incentives (iv) Perks and Benefits.

Annual Incentive Plan:

We tie annual incentive plan pay-outs of our executives to relevant financial and operational metrics achievement and their individual performance. We annually align the financial and operational metrics with priorities/ focus areas for the business.

Long-Term Incentive:

Our Long-term incentive plans incentivise stretch performance, link executive remuneration to sustained long term growth and act as a retention and reward tool.

We use stock options as the primary long-term incentive vehicles for our executives as we believe that they best align executive incentives with stockholder interests.

We grant restricted stock units as a secondary long term incentive vehicle, to motivate and retain our executives.

VI. Performance Goal Setting

We aim to ensure that for both annual incentive plans and long term incentive plans, the target performance goals shall be achievable and realistic.

Threshold performance (the point at which incentive plans are paid out at their minimum, but non-zero, level) shall reflect a base-line level of performance, reflecting an estimated 90% probability of achievement.

Target performance is the expected level of performance at the beginning of the performance cycle, taking into account all known relevant facts likely to impact measured performance.

Maximum performance (the point at which the maximum plan payout is made) shall be based on an exceptional level of achievement, reflecting no more than an estimated 10% probability of achievement.

VII. Executive Benefits and Perquisites

Our executives are eligible to participate in our broad-based retirement, health and welfare, and other employee benefit plans. In addition to these broad-based plans, they are eligible for perquisites and benefits plans commensurate with their roles. These benefits are designed to encourage long-term careers with the Group.

Other Remuneration Elements

Each of our executives is subject to an employment agreement. Each such agreement generally provides for a total remuneration package for our executives including continuity of service across the Group Companies.

We limit other remuneration elements, for e.g. Change in Control (CIC) agreements, severance agreements, to instances of compelling business need or competitive rationale and generally do not provide for any tax gross-ups for our executives.

Risk and Compliance

We aim to ensure that the Group's remuneration programs do not encourage excessive risk taking. We review our remuneration programs for factors such as, remuneration mix overly weighted towards annual incentives, uncapped pay-outs, unreasonable goals or thresholds, steep pay-out cliffs at certain performance levels that may encourage short-term decisions to meet pay-out thresholds.

Claw back Clause

In an incident of restatement of financial statements, due to fraud or non-compliance with any requirement of the Companies Act, 2013 and the rules made thereafter, we shall recover from our executives, the remuneration received in excess, of what would be payable to him / her as per restatement of financial statements, pertaining to the relevant performance year.

Implementation

The Group and Business Centre of Expertise teams will assist the Nomination, Remuneration and Compensation Committee in adopting, interpreting and implementing the Executive Remuneration Philosophy/Policy. These services will be established through "arm's length", agreements entered into as needs arise in the normal course of business.

ANNEXURE VIII

Form No. MR-3 SECRETARIAL AUDIT REPORT

For the Financial Year ended on 31st March, 2018

[Pursuant to Section 204(1) of the Companies Act, 2013 and Rule No.9 of the Companies
(Appointment and Remuneration of Managerial Personnel) Rules, 2014]

To,
The Members,
UltraTech Cement Limited,
"B" Wing, 2nd Floor,
Ahura Centre, Mahakali Caves Road,
Andheri (East),
Mumbai 400093.

We have conducted the Secretarial Audit of the compliance of applicable statutory provisions and the adherence to good corporate practices by **UltraTech Cement Limited** (hereinafter called the 'Company') for the audit period from **1st April, 2017 to 31st March, 2018** (the "audit period"). Secretarial Audit was conducted in a manner that provided us a reasonable basis for evaluating the corporate conducts /statutory compliances and expressing our opinion thereon.

Based on our verification of the Company's books, papers, minute books, forms and returns filed and other records maintained by the Company and also the information provided by the Company, its officers, agents and authorized representatives during the conduct of Secretarial Audit, we hereby report that in our opinion, the Company has, during the audit period, complied with the statutory provisions listed hereunder and also that the Company has proper Board processes and compliance mechanism in place to the extent, in the manner and subject to the reporting made hereinafter.

We have examined the books, papers, minute books, forms and returns filed and other records maintained by the Company for the audit period according to the provisions of:

- (i) The Companies Act, 2013 (the 'Act') and the Rules made thereunder;
- (ii) The Securities Contracts (Regulation) Act, 1956 ('SCRA') and the Rules made thereunder;
- (iii) The Depositories Act, 1996 and the Regulations and Bye-laws framed thereunder;
- (iv) Foreign Exchange Management Act, 1999 and the Rules and Regulations made thereunder to the extent of Overseas Direct Investment and External Commercial Borrowings;
- (v) The following Regulations and Guidelines prescribed under the Securities and Exchange Board of India Act, 1992 ('SEBI Act');
 - (a) Securities and Exchange Board of India (Listing Obligations and Disclosure Requirements) Regulations, 2015,
 - (b) The Securities and Exchange Board of India (Substantial Acquisition of Shares and Takeovers) Regulations, 2011,
 - (c) The Securities and Exchange Board of India (Prohibition of Insider Trading) Regulations, 2015,
 - (d) The Securities and Exchange Board of India (Share Based Employee Benefits) Regulations, 2014 and
 - (e) The Securities and Exchange Board of India (Registrars to an Issue and Share Transfer Agents) Regulations, 1993 regarding the Companies Act and dealing with client.
- (vi) We have also examined, on 'test check' basis, the relevant documents and records maintained by the Company under the Mines and Minerals (Development and Regulation) Act, 1957 and Rules thereunder which is applicable specifically to the Company.

We have also examined compliance with the applicable clauses of Secretarial Standards issued by The Institute of Company Secretaries of India related to Board meetings and General meetings.

During the audit period under review, the Company has complied with the provisions of the Act, Rules, Regulations, Guidelines, Standards, etc. mentioned above.

During the audit period under review, provisions of the following laws though prescribed under the Form no. MR-3 were not applicable to the Company:

- (i) Foreign Exchange Management Act, 1999 and the rules and regulations made thereunder to the extent of Foreign Direct Investment,
- (ii) The Securities and Exchange Board of India (Issue of Capital and Disclosure Requirements) Regulations, 2009,
- (iii) The Securities and Exchange Board of India (Delisting of Equity Shares) Regulations, 2009,
- (iv) The Securities and Exchange Board of India (Buyback of Securities) Regulations, 1998; and
- (v) The Securities and Exchange Board of India (Issue and Listing of Debt Securities) Regulations, 2008.

We further report that -

The Board of Directors of the Company is duly constituted with proper balance of Executive Directors, Non-Executive Directors and Independent Directors.

Adequate notice is given to all Directors to schedule the Board meetings, agenda and detailed notes on agenda were sent at least seven days in advance and where the same were given at shorter notice than 7 days, proper consent thereof were obtained and a system exists for seeking and obtaining further information and clarifications on the agenda items before the meeting and for meaningful participation at the meeting.

Decisions at the meetings of the Board of Directors of the Company and at Committees thereof were carried through unanimously.

We further report that there are adequate systems and processes in the Company commensurate with the size and operations of the Company to monitor and ensure compliance with applicable laws, rules, regulations and guidelines.

We further report that during the audit period, the following specific events were held:

- A. Scheme of Arrangement between the Company, Jaiprakash Associates Limited ("JAL"), Jaypee Cement Corporation Limited ("JCCL") and their respective shareholders and creditors ("Scheme").

The Scheme Implementation Committee of the Board of Directors of the Company, at its meeting held on 29th June, 2017, has made effective the Scheme. In terms of the Scheme, the following preference shares and debentures were issued to JAL and JCCL:

- 1,00,000 (one lac) Un-listed Non-Convertible, Cumulative, redeemable preference shares having a face value of ₹ 1,00,000 (rupee one lac only) each to JAL with dividend entitlement of ₹ 10,000 (rupees ten thousand only) per annum;
- 50,000 (fifty thousand) Un-listed Non-Convertible, Cumulative, redeemable preference shares having a face value of ₹ 1,00,000 (rupees one lac only) each to JAL with dividend entitlement of ₹ 5,000 (rupees five thousand only) per annum. These preference shares have been redeemed subsequently.
- 10 (ten) Un-listed Non-Convertible, Cumulative, redeemable preference shares having a face value of ₹ 1,00,000 (rupees one lac only) each to JCCL with dividend entitlement of 10% per annum.
- 13,200 (thirteen thousand two hundred) Un-listed Unsecured Non-Convertible, redeemable Debentures having a face value of ₹ 10,00,000 (rupees ten lacs only) each with tenor of 3 months from the date of issuance and coupon rate of 6.37%, payable at maturity to JAL.

- 18,049 (eighteen thousand and forty nine) Un-listed unsecured, Non-Convertible, redeemable Debenture having a face value of ₹ 10,00,000 (rupees ten lacs only) each of 3 month from the date of issuance and coupon rate of 6.37 % payable at maturity to JCCL.

B. 9.15% 2500 Secured Non-Convertible Debentures has been redeemed on 28.08.2017.

C. The Company has filed appeals with the Competition Appellate Tribunal ("COMPAT") against two orders of the Competition Commission of India ("CCI") dated 31/08/2016 and 19/01/2017 respectively, and as per the directions of COMPAT, deposited ₹ 117.55 crores, being 10% of the penalty imposed by CCI under its order dated 31/08/2016. COMPAT has granted a stay on both the CCI orders. Hearing has since begun in the matters. The Company, backed by legal opinion, believes that it has a good case and accordingly no provision has been made in the accounts.

The Government has made changes in the constitution and operations of Tribunals, under which all matters with COMPAT have been transferred to the National Company Law Appellate Tribunal.

- D. Consent of the Shareholders obtained at the Annual General Meeting held on 18th July, 2017 for offer or issue Redeemable Non-Convertible Debentures ("NCDs"), secured or unsecured in one or more series / tranches aggregating up to an amount not exceeding Rs. 9,000 crores (rupees nine thousand crores only) on a private placement basis,
- E. Consent of the Shareholders obtained through postal ballot, results of which were announced on 19th January, 2018 for increase in limits for investment in the equity share capital of the Company by Registered Foreign Portfolio Investors (RFPI) including Foreign Institutional Investors (FIIs) from 30% to 40%.

For **BNP & Associates**

Company Secretaries

[Firm Regn. No. P2014MH037400]

B. Narasimhan

Partner

FCS No.: 1303

C P No.: 10440

Place: Mumbai

Date: 25.04.2018

Note: This report is to be read with our letter of even date which is annexed as Annexure A and forms an integral part of this report.

Annexure A

To,
The Members,
UltraTech Cement Limited,
"B" Wing, 2nd Floor,
Ahura Centre, Mahakali Caves Road,
Andheri (East),
Mumbai 400093

Our Secretarial Audit Report of even date is to be read along with this letter.

1. The compliance of provisions of all laws, rules, regulations, standards applicable to UltraTech Cement Limited (the 'Company') is the responsibility of the management of the Company. Our examination was limited to the verification of records and procedures on test check basis for the purpose of issue of the Secretarial Audit Report.
2. Maintenance of secretarial and other records of applicable laws is the responsibility of the management of the Company. Our responsibility is to issue Secretarial Audit Report, based on the audit of the relevant records maintained and furnished to us by the Company, along with explanations where so required.
3. We have followed the audit practices and processes as were appropriate to obtain reasonable assurance about the correctness of the contents of the secretarial and other legal records, legal compliance mechanism and corporate conduct. The verification was done on test check basis to ensure that correct facts as reflected in secretarial and other records produced to us. We believe that the processes and practices we followed, provides a reasonable basis for our opinion for the purpose of issue of the Secretarial Audit Report.
4. We have not verified the correctness and appropriateness of financial records and Books of Accounts of the Company.
5. Wherever required, we have obtained the management representation about the compliance of laws, rules and regulations and major events during the audit period.
6. The Secretarial Audit Report is neither an assurance as to the future viability of the Company nor of the efficacy or effectiveness with which the management has conducted the affairs of the Company.

For **BNP & Associates**
Company Secretaries
[Firm Regn. No. P2014MH037400]

B. Narasimhan
Partner
FCS No.: 1303
C P No.: 10440

Place: Mumbai
Date: 25.04.2018

ANNEXURE IX

Form No. MGT – 9

Extract of Annual Return as on the financial year ended on 31st March, 2018
Pursuant to Section 92(3) of the Companies Act, 2013 and Rule 12(1) of the Companies
(Management and Administration) Rules, 2014

I. REGISTRATION AND OTHER DETAILS		
i)	CIN	L26940MH2000PLC128420
ii)	Registration Date	24 th August, 2000
iii)	Name of the Company	UltraTech Cement Limited
iv)	Category / Sub-Category of the Company	Public Limited - Limited by shares and company having share capital
v)	Address of the Registered office and contact details	'B' Wing, Ahura Centre, 2 nd Floor, Mahakali Caves Road, Andheri (East), Mumbai 400 093. Tel. No: 022 6691 7800/29267800; Fax: 022 66928109
vi)	Whether Listed company Yes / No	Yes
vii)	Name, Address and Contact details of Registrar and Transfer Agent, if any.	Karvy Computershare Private Limited, "Karvy Selenium", Tower B, Plot No. 31&32, Gachibowli, Financial District, Nanakramguda, Hyderabad - 500 032 Tel: +91 40 67162222 Fax: +91 40 23420814

II. PRINCIPAL BUSINESS ACTIVITIES OF THE COMPANY			
All the business activities contributing 10 % or more of the total turnover of the company shall be stated			
Sl. No	Name and Description of main products / services	NIC Code of the Product/ service	% to total turnover of the Company
1	Ordinary Portland and Portland Pozzolana Cement	2394	86%

III. PARTICULARS OF HOLDING, SUBSIDIARY AND ASSOCIATE COMPANIES					
Sl. No	Name & Address of the Company	CIN/GLN	Holding/ Subsidiary/ Associate	% of shares held	Applicable Section
1	Grasim Industries Limited Birlagram, Nagda 456 331, Madhya Pradesh	L17124MP1947PLC000410	Holding	60.21	2(46)
2	Dakshin Cements Limited 503, Aditya Trade Centre, 5 th Floor, Ameerpet Hyderabad - 500038, Telangana	U26940TG1993PLC016002	Subsidiary	100	2(87)
3	Harish Cement Limited Ground Floor, Jagjit Complex, Near Naresh Chowk, Sundernagar, Himachal Pradesh - 175019	U26941HP1996PLC019173	Subsidiary	100	2(87)
4	Gotan Lime Stone Khanji Udyog Pvt. Limited D-7, Shastri Nagar, Jodhpur, Rajasthan - 342 003	U14200RJ2012PTC038369	Subsidiary	100	2(87)
5	Bhagwati Limestone Company Pvt. Limited NH-08, Village Mohanpura, Kotputli, Jaipur, Rajasthan - 303108	U14101RJ1993PTC007788	Subsidiary	100	2(87)

Sl. No	Name & Address of the Company	CIN/GLN	Holding/ Subsidiary/ Associate	% of shares held	Applicable Section
6	Madanpur (North) Coal Company Pvt. Limited Navbharat Udyog Bhawan Ring Road No-1, Telibandha, Raipur, Chhattisgarh - 492006	U10101CT2007PTC020161	Associate	11.17	2(6)
7	Bhaskarpara Coal Company Limited Crystal Tower, 1 st Floor, G. E. Road, Opp. Minocha Petrol Pump, Telibandha, Raipur, Chhattisgarh - 492006	U10100CT2008PLC020943	Associate	47.37	2(6)
8	UltraTech Cement Lanka (Pvt.) Limited 81/11/1, New Nuge Road, Peliyagoda, Sri Lanka	Not Applicable	Subsidiary	80	2(87)
9	UltraTech Cement Middle East Investments P. O. Box 4421, Dubai, UAE	Not Applicable	Subsidiary	100	2(87)
10	PT UltraTech Mining Indonesia Menara Bataia, 16 th Floor, Jl. K. H. Mas Mansyur Kav, 126, Jakarta 10220, Indonesia	Not Applicable	Subsidiary	76	2(87)
11	PT UltraTech Investments Indonesia Menara Bataia, 16 th Floor, Jl. K. H. Mas Mansyur Kav, 126, Jakarta 10220, Indonesia	Not Applicable	Subsidiary	95	2(87)

IV. SHARE HOLDING PATTERN (Equity Share Capital Breakup as percentage of Total Equity)

i) Category-wise Share Holding

Sl. No.	Category of shareholders	No. of Shares held at the beginning of the year				No. of Shares held at the end of the year				% Change during the year
		Demat	Physical	Total	% of Total shares	Demat	Physical	Total	% of Total shares	
A.	Promoters									
1	Indian									
(a)	Individual/HUF	77,009	-	77,009	0.03	77,009	-	77,009	0.03	0.00
(b)	Central Govt	-	-	-	-	-	-	-	-	-
(c)	State Govt (s)	-	-	-	-	-	-	-	-	-
(d)	Bodies Corp.	16,78,15,728	-	16,78,15,728	61.13	16,73,82,590	-	16,73,82,590	60.95	(0.18)
(e)	Banks / FI	-	-	-	-	-	-	-	-	-
(f)	Any Other....	-	-	-	-	-	-	-	-	-
	Sub-total (A)(1)	16,78,92,737	-	16,78,92,737	61.16	16,74,59,599	-	16,74,59,599	60.98	(0.18)
2	Foreign									
(a)	NRIs- Individuals	-	-	-	-	-	-	-	-	-
(b)	Other-Individuals	-	-	-	-	-	-	-	-	-
(c)	Bodies corp	-	-	-	-	-	-	-	-	-
(d)	Banks/FI	-	-	-	-	-	-	-	-	-
(e)	Any Other---	-	-	-	-	-	-	-	-	-
	Sub-total (A)(2)	-	-	-	-	-	-	-	-	-
	Total Shareholding of Promoter (A) = (A)(1) + (A)(2)	16,78,92,737	-	16,78,92,737	61.16	16,74,59,599	-	16,74,59,599	60.98	(0.18)

Sl. No.	Category of shareholders	No. of Shares held at the beginning of the year				No. of Shares held at the end of the year				% Change during the year
		Demat	Physical	Total	% of Total shares	Demat	Physical	Total	% of Total shares	
B.	Public Shareholding									
1.	Institutions									
(a)	Mutual Funds	71,83,079	5,471	71,88,550	2.62	71,79,432	4,722	71,84,154	2.62	0.00
(b)	Banks/FI	2,53,458	17,303	2,70,761	0.10	2,72,801	15,553	2,88,354	0.11	0.01
(c)	Central Govt	2,00,215	-	2,00,215	0.07	82,715	-	82,715	0.03	(0.04)
(d)	State Govt(s)	-	-	-	-	-	-	-	-	-
(e)	Venture Capital Funds	-	-	-	-	-	-	-	-	-
(f)	Insurance Companies	76,47,234	1,946	76,49,180	2.79	83,98,588	926	83,99,514	3.06	0.27
(g)	FIIIs	6,00,36,751	5,947	6,00,42,698	21.87	6,11,56,716	3,773	6,11,60,489	22.27	0.40
(h)	Foreign Venture Capital Funds	-	-	-	-	-	-	-	-	-
(i)	Others (specify)	-	-	-	-	-	-	-	-	-
	Sub-total (B)(1)	7,53,20,737	30,667	7,53,51,404	27.45	7,70,90,252	24,974	7,71,15,226	28.09	0.64
2	Non-Institutions									
(a)	Bodies Corp.	86,10,491	77,566	86,88,057	3.16	80,76,011	70,727	81,46,738	2.97	(0.20)
	i) Indian	-	-	-	-	-	-	-	-	
	ii) Overseas	-	-	-	-	-	-	-	-	
(b)	Individuals	-	-	-	-	-	-	-	-	
	i) Individual shareholders holding nominal share capital upto Rs. 1 lakh	1,26,35,280	29,73,386	1,56,08,666	5.68	1,23,83,568	24,61,373	1,48,44,941	5.41	(0.28)
	ii) Individual shareholders holding nominal share capital in excess of Rs. 1 lakh	95,393	-	95,393	0.03	1,72,844	-	1,72,844	0.06	0.03
(c)	Others (specify)	-								
	NBFCs	16,862	-	16,862	0.01	8,610	-	8,610	0.00	(0.01)
	Non-Resident (REP)	5,17,862	-	5,17,862	0.19	4,51,386	-	4,51,386	0.16	(0.03)
	Non-Resident (Non-REP)	42,567	-	42,567	0.02	1,52,205	80	1,52,285	0.06	0.04
	Non-Domestic Cos./ OCB	264	14,98,852	14,99,116	0.55	-	14,98,852	14,98,852	0.55	0.00
	Foreign National	50,127	1,267	51,394	0.02	48,638	1,267	49,905	0.02	0.00
	Foreign Financial Banks	-	-	-	-	-	-	-	-	0.00
	Clearing Members	10,915	-	10,915	0.00	11,186	-	11,186	0.00	0.00
	Non-Resident Indians	60,499	1,46,153	2,06,652	0.08	79,982	1,18,218	1,98,200	0.07	0.01
	Sub-total (B)(2)	2,20,40,260	46,97,224	2,67,37,484	9.74	2,13,84,430	41,50,517	2,55,34,947	9.29	(0.45)
	Total Public Shareholding (B) = (B)(1) + (B)(2)	9,73,60,997	47,27,891	10,20,88,888	37.19	9,84,74,682	41,75,491	10,26,50,173	37.38	0.19
	TOTAL (A) + (B)	26,52,53,734	47,27,891	26,99,81,625	98.35	26,59,34,281	41,75,491	27,01,09,772	98.36	0.01
C.	Shares held by Custodian for GDRs & ADRs									
	Promoter and Promoter Group	27,44,168	-	27,44,168	1.00	27,44,168	-	27,44,168	1.00	0.00
	Public	17,82,028	85	17,82,113	0.65	17,59,960	85	17,60,045	0.64	(0.01)
	Grand Total (A + B + C)	26,97,79,930	47,27,976	27,45,07,906	100.00	27,04,38,409	41,75,576	27,46,13,985	100.00	0.00

(ii) Shareholding of Promoters

Sl.No.	Shareholder's name	Shareholding at the beginning of the year			Share holding at the end of the year			% change in share holding during the year
		No. of shares	% of total Shares of the company	% of Shares Pledged / encumbered to total shares	No. of shares	% of total Shares of the company	% of Shares Pledged / encumbered to total shares	
1	Mr. Kumar Mangalam Birla	3,837	0.00	-	3,837	0.00	-	0.00
2	Aditya Vikram Kumar Mangalam Birla HUF	10,228	0.00	-	10,228	0.00	-	0.00
3	Grasim Industries Limited	16,53,35,150	60.23	-	16,53,35,150	60.21	-	(0.02)
4	Mrs. Rajashree Birla	41,701	0.02	-	41,701	0.02	-	0.00
5	Mrs. Neerja Birla	8,011	0.00	-	8,011	0.00	-	0.00
6	Mrs. Vasavadatta Bajaj	13,232	0.00	-	13,232	0.00	-	0.00
7	Trapti Trading & Investments Pvt. Limited	6,92,676	0.25	-	5,20,051	0.19	-	(0.06)
8	Birla Group Holdings Pvt. Limited	1	0.00	-	1	0.00	-	0.00
9	Turquoise Investment & Finance Pvt. Ltd.	5,29,149	0.19	-	2,68,636	0.10	-	(0.09)
10	Hindalco Industries Limited	12,58,515	0.46	-	12,58,515	0.46	-	0.00
11	Rajratna Holdings Pvt. Limited	76	0.00	-	76	0.00	-	0.00
12	Vaibhav Holdings Pvt. Limited	76	0.00	-	76	0.00	-	0.00
13	Vikram Holding Pvt. Limited	85	0.00	-	85	0.00	-	0.00
	Total	16,78,92,737	61.16	-	16,74,59,599	60.98	-	(0.18)

(iii) Change in Promoters' Shareholding (please specify, if there is no change)

Sl. No.	Shareholder's name	Shareholding at the beginning of the year		Cumulative Shareholding during the year	
		No. of shares	% of total shares of the company	No. of shares	% of total shares of the company
1	Trapti Trading & Investments Private Limited				
	At the beginning of the year	6,92,676	0.25		
	Date wise Increase / Decrease in Promoters Share holding during the year specifying the reasons for increase / decrease (e.g. allotment / transfer / bonus/ sweat equity etc):				
	Sale of shares on 9 th May, 2017	(25,135)	-	6,67,541	0.24
	Sale of shares on 29 th January, 2018	(50,000)	-	6,17,541	0.22
	Sale of shares on 31 st January, 2018	(5,000)	-	6,12,541	0.22
	Sale of shares on 1 st February, 2018	(92,490)	-	5,20,051	0.19
	At the end of the year		-	5,20,051	0.19
2	Turquoise Investments & Finance Private Limited				
	At the beginning of the year	529,149	0.19		
	Date wise Increase / Decrease in Promoters Share holding during the year specifying the reasons for increase / decrease (e.g. allotment / transfer / bonus/ sweat equity etc):				
	Sale of shares on 27 th April, 2017	(9,500)	-	5,19,649	0.19
	Sale of shares on 28 th April, 2017	(6,726)	-	5,12,923	0.19
	Sale of shares on 24 th July, 2017	(23,000)	-	4,89,923	0.18
	Sale of shares on 25 th July, 2017	(643)	-	4,89,280	0.18
	Sale of shares on 26 th October, 2017	(60,900)	-	4,28,380	0.16
	Sale of shares on 27 th October, 2017	(7,900)	-	4,20,480	0.15
	Sale of shares on 30 th October, 2017	(35,000)	-	3,85,480	0.14
	Sale of shares on 1 st November, 2017	(3,700)	-	3,81,780	0.14
	Sale of shares on 6 th November, 2017	(8,583)	-	3,73,197	0.14
	Sale of shares on 7 th November, 2017	(13,300)	-	3,59,897	0.13
	Sale of shares on 10 th November, 2017	(71,000)	-	2,88,897	0.11
	Sale of shares on 13 th November, 2017	(20,261)	-	2,68,636	0.10
	At the end of the year		-	2,68,636	0.10

(iv) Shareholding Pattern of top ten Shareholders (other than Directors, Promoters and Holders of GDRs and ADRs):

Sr. No.	Name of shareholder	Shareholding		Date of transaction	In crease / Decrease in shareholding during the year	Reason	Cumulative Shareholding during the year	
		No. of shares at the beginning of the year end of the year	% of total shares of the Company				No. of shares	% of total shares of the Company
1	LIFE INSURANCE CORPORATION OF INDIA	55,13,517	2.01	1-Apr-2017			-	-
				13-Oct-2017	1,62,098	Transfer	56,75,615	2.07
				20-Oct-2017	1,50,212	Transfer	58,25,827	2.12
				27-Oct-2017	41,839	Transfer	58,67,666	2.14
				9-Feb-2018	896	Transfer	58,68,562	2.14
				16-Feb-2018	26,200	Transfer	58,94,762	2.15
				23-Feb-2018	47,588	Transfer	59,42,350	2.16
				2-Mar-2018	91,745	Transfer	60,34,095	2.20
				9-Mar-2018	22,290	Transfer	60,56,385	2.21
		60,56,385	2.21	31-Mar-2018				
2	OPPENHEIMER DEVELOPING MARKETS FUND	39,92,977	1.45	1-Apr-2017			-	-
				27-Oct-2017	60,686	Transfer	40,53,663	1.48
				31-Oct-2017	3,68,581	Transfer	44,22,244	1.61
				3-Nov-2017	61,528	Transfer	44,83,772	1.63
				10-Nov-2017	92,958	Transfer	45,76,730	1.67
				9-Mar-2018	1,63,412	Transfer	47,40,142	1.73
		47,40,142	1.73	31-Mar-2018				
3	EUROPACIFIC GROWTH FUND	31,37,649	1.14	1-Apr-2017			-	-
				5-May-2017	90,997	Transfer	32,28,646	1.18
				12-May-2017	3,00,642	Transfer	35,29,288	1.29
				19-May-2017	38,106	Transfer	35,67,394	1.30
				26-May-2017	1,82,255	Transfer	37,49,649	1.37
				25-Aug-2017	(3,193)	Transfer	37,46,456	1.36
				1-Sep-2017	(5,60,000)	Transfer	31,86,456	1.16
				8-Sep-2017	(3,48,456)	Transfer	28,38,000	1.03
		28,38,000	1.03	31-Mar-2018				
4	FRANKLIN TEMPLETON INVESTMENT FUNDS	26,84,553	0.98	1-Apr-2017			-	-
				10-Nov-2017	(40,881)	Transfer	26,43,672	0.96
				9-Mar-2018	(62,568)	Transfer	25,81,104	0.94
		25,81,104	0.94	31-Mar-2018				
5	ABERDEEN EMERGING MARKETS FUND	24,72,250	0.90	1-Apr-2017			-	-
				30-Jun-2017	(2,32,000)	Transfer	22,40,250	0.82
				28-Jul-2017	(89,356)	Transfer	21,50,894	0.78
				4-Aug-2017	(47,644)	Transfer	21,03,250	0.77
		21,03,250	0.77	31-Mar-2018				
6	PILANI INVESTMENT AND INDUSTRIES CORPORATION LTD.	24,57,966	0.90	1-Apr-2017		No change		
		24,57,966	0.90	31-Mar-2018				
7	ABERDEEN GLOBAL-EMERGING MARKETS EQUITY FUND	21,72,711	0.79	1-Apr-2017			-	-

Sr. No.	Name of shareholder	Shareholding		Date of transaction	In crease / Decrease in shareholding during the year	Reason	Cumulative Shareholding during the year	
		No. of shares at the beginning of the year end of the year	% of total shares of the Company				No. of shares	% of total shares of the Company
				12-May-2017	(1,00,000)	Transfer	20,72,711	0.76
				23-Jun-2017	(1,21,000)	Transfer	19,51,711	0.71
				27-Oct-2017	(3,15,000)	Transfer	16,36,711	0.60
				8-Dec-2017	(95,000)	Transfer	15,41,711	0.56
		15,41,711	0.56	31-Mar-2018				
8	STICHTING DEPOSITARY APG EMERGING MARKETS EQUITY P	14,48,942	0.53	1-Apr-2017				
				5-May-2017	55,971	Transfer	15,04,913	0.55
				12-May-2017	52,561	Transfer	15,57,474	0.57
				19-May-2017	47,038	Transfer	16,04,512	0.58
				26-May-2017	39,667	Transfer	16,44,179	0.60
				9-Jun-2017	20,317	Transfer	16,64,496	0.61
				21-Jul-2017	(7,375)	Transfer	16,57,121	0.60
				4-Aug-2017	(2,863)	Transfer	16,54,258	0.60
				22-Sep-2017	8,532	Transfer	16,62,790	0.61
				6-Oct-2017	(871)	Transfer	16,61,919	0.61
				3-Nov-2017	(16,490)	Transfer	16,45,429	0.60
				24-Nov-2017	(40,000)	Transfer	16,05,429	0.58
				8-Dec-2017	(2,027)	Transfer	16,03,402	0.58
				15-Dec-2017	(15,485)	Transfer	15,87,917	0.58
				19-Jan-2018	(18,271)	Transfer	15,69,646	0.57
				26-Jan-2018	(50,219)	Transfer	15,19,427	0.55
				2-Feb-2018	(60,962)	Transfer	14,58,465	0.53
				2-Mar-2018	(84,000)	Transfer	13,74,465	0.50
				9-Mar-2018	(58,187)	Transfer	13,16,278	0.48
		13,16,278	0.48	31-Mar-2018				
9	VANGUARD EMERGING MARKETS STOCK INDEX FUND, A SERI	0.00	0.00	1-Apr-2017				
				23-Mar-2018	14,21,220	Transfer	14,21,220	0.52
				30-Mar-2018	(6,600)	Transfer	14,14,620	0.52
		14,14,620	0.52	31-Mar-2018				
10	NOMURA INDIA INVESTMENT FUND MOTHER FUND	5,93,414	0.22	1-Apr-2017				
				28-Apr-2017	96,418	Transfer	6,89,832	0.25
				19-May-2017	1,19,138	Transfer	8,08,970	0.29
				16-Jun-2017	50,000	Transfer	8,58,970	0.31
				30-Jun-2017	64,000	Transfer	9,22,970	0.34
				7-Jul-2017	15,000	Transfer	9,37,970	0.34
				18-Aug-2017	1,00,000	Transfer	10,37,970	0.38
				25-Aug-2017	33,000	Transfer	10,70,970	0.39
				1-Sep-2017	1,00,000	Transfer	11,70,970	0.43
				6-Oct-2017	25,000	Transfer	11,95,970	0.44
				13-Oct-2017	18,000	Transfer	12,13,970	0.44
				17-Nov-2017	50,000	Transfer	12,63,970	0.46
				24-Nov-2017	50,000	Transfer	13,13,970	0.48

Sr. No.	Name of shareholder	Shareholding		Date of transaction	In crease / Decrease in shareholding during the year	Reason	Cumulative Shareholding during the year	
		No. of shares at the beginning of the year end of the year	% of total shares of the Company				No. of shares	% of total shares of the Company
				23-Mar-2018	50,000	Transfer	13,63,970	0.50
		13,63,970	0.50	31-Mar-2018				
11	GOVERNMENT OF SINGAPORE	13,26,236	0.48	1-Apr-2017			-	-
				7-Apr-2017	(4,118)	Transfer	13,22,118	0.48
				14-Apr-2017	(927)	Transfer	13,21,191	0.48
				21-Apr-2017	(925)	Transfer	13,20,266	0.48
				28-Apr-2017	(407)	Transfer	13,19,859	0.48
				5-May-2017	(21,868)	Transfer	12,97,991	0.47
				26-May-2017	(1,085)	Transfer	12,96,906	0.47
				2-Jun-2017	31,564	Transfer	13,28,470	0.48
				9-Jun-2017	4,192	Transfer	13,32,662	0.49
				23-Jun-2017	(981)	Transfer	1,331,681	0.49
				7-Jul-2017	10,712	Transfer	13,42,393	0.49
				21-Jul-2017	(37,246)	Transfer	13,05,147	0.48
				28-Jul-2017	(27,153)	Transfer	12,77,994	0.47
				18-Aug-2017	(1,145)	Transfer	12,76,849	0.47
				1-Sep-2017	6,871	Transfer	12,83,720	0.47
				8-Sep-2017	(13,551)	Transfer	12,70,169	0.46
				15-Sep-2017	20,040	Transfer	12,90,209	0.47
				22-Sep-2017	21,915	Transfer	13,12,124	0.48
				6-Oct-2017	6,432	Transfer	13,18,556	0.48
				27-Oct-2017	45,802	Transfer	13,64,358	0.50
				3-Nov-2017	10,650	Transfer	13,75,008	0.50
				17-Nov-2017	(583)	Transfer	13,74,425	0.50
				24-Nov-2017	(1,38,347)	Transfer	12,36,078	0.45
				1-Dec-2017	(1,21,915)	Transfer	11,14,163	0.41
				8-Dec-2017	(19,625)	Transfer	10,94,538	0.40
				5-Jan-2018	30,553	Transfer	11,25,091	0.41
				19-Jan-2018	25,275	Transfer	11,50,366	0.42
				26-Jan-2018	16,216	Transfer	11,66,582	0.42
				2-Feb-2018	6,825	Transfer	11,73,407	0.43
				9-Feb-2018	(2,625)	Transfer	11,70,782	0.43
				23-Feb-2018	(5,058)	Transfer	11,65,724	0.42
				2-Mar-2018	(31,462)	Transfer	11,34,262	0.41
				9-Mar-2018	(22,762)	Transfer	11,11,500	0.40
				30-Mar-2018	9,839	Transfer	11,21,339	0.41
		11,21,339	0.41	31-Mar-2018				
12	ABERDEEN EMERGING MARKETS EQUITY FUND, A SERIES OF THE ABERDEEN INSTITUTIONAL COMMINGLED FUNDS, LLC	13,16,438	0.48	1-Apr-2017				
				12-May-2017	(1,56,000)	Transfer	11,60,438	0.42
				9-Jun-2017	42,000	Transfer	12,02,438	0.44
		12,02,438	0.44	31-Mar-2018				

v. Shareholding of Directors and Key Managerial Personnel

Sl. No.	For Each of the Directors and KMP	Shareholding at the beginning of the year		Shareholding at the end of the year	
		No. of shares	% of total shares of the company	No. of shares	% of total shares of the company
1	Kumar Mangalam Birla	14,065	0.01	14,065	0.01
2	Rajashree Birla	41,701	0.02	41,701	0.02
3	D. D. Rathi	2,515	0.00	2,515	0.00
4	O.P. Puranmalka	27,319	0.01	60,571	0.02
5	Atul Daga	1,900	0.00	5,940	0.00
6	S. K. Chatterjee	1,507	0.00	2,007	0.00

V. INDEBTEDNESS

Indebtedness of the Company including interest outstanding/accrued but not due for payment.

(₹ in crores)

	Secured Loans excluding deposits	Unsecured Loans	Deposits	Total Indebtedness
Indebtedness at the beginning of the financial year				
i) Principal Amount	2,996	3,244	-	6,240
ii) Interest due but not paid	-	-	-	-
iii) Interest accrued but not due	112	26	-	138
Total (i + ii + iii)	3,108	3,270	-	6,378
Change in Indebtedness during the financial year				
• Addition	10,516	11,403	-	21,919
• Reduction	512	10,228	-	10,740
Net Change	13,113	4,445	-	17,557
Indebtedness at the end of the financial year				
i) Principal Amount	13,001	4,419	-	17,420
ii) Interest due but not paid	-	-	-	-
iii) Interest accrued but not due	143	20	-	163
Total (i+ii+iii)	13,144	4,439	-	17,583

VI. REMUNERATION OF DIRECTORS AND KEY MANAGERIAL PERSONNEL

A. Remuneration to Managing Director, Whole-time Director and/or Manager

(₹ in crores)

Sl No.	Particulars of Remuneration	Name of MD/WTD/Manager		Total Amount
		K. K. Maheshwari Managing Director	Atul Daga Whole-time Director & CFO	
1	Gross Salary			
	(a) Salary as per provisions contained in section 17(1) of the Income Tax Act, 1961	13.11	3.05	16.16
	(b) Value of Perquisites u/s 17(2) of the Income Tax Act, 1961	0.07	0.28	0.35
	(c) Profit in lieu of Salary under section 17(3) of the Income Tax Act, 1961	-	-	-
2	Stock Option	-	0.99	0.99
3	Sweat Equity	-	-	-
4	Commission	-	-	-
	- as % of profit	-	-	-
	- others, specify	-	-	-
5	Others, please specify	-	-	-
	Total (A)	13.18	4.32	17.50
	Ceiling as per the Act (being 10% of the net profit as worked out as per Section 198 of the Companies Act, 2013)			296.80

B. REMUNERATION TO OTHER DIRECTORS

(₹ in crores)

Sl. No.	Particulars of Remuneration	Name of Directors						Total Amount
1.	Independent Directors	Arun Adhikari	G. M. Dave	Mrs. Sukanya Kripalu	S. B. Mathur	Mrs. Renuka Ramnath	Mrs. Alka Bharucha	
	Fee for attending board / Committee Meetings	0.03	0.05	0.04	0.04	0.01	0.02	0.19
	Commission	0.14	0.24	0.16	0.27	0.07	0.12	1.00
	Others, please specify	-	-	-	-	-	-	-
	Total (1)	0.17	0.29	0.20	0.31	0.08	0.14	1.19
2.	Other Non-Executive Directors	Kumar Mangalam Birla	Mrs. Rajashree Birla	D. D. Rath	O. P. Puranmalka			
	Fee for attending board / Committee Meetings	0.02	0.01	0.05	0.03			0.11
	Commission	19.13	1.06	0.05	0.01			20.25
	Others, please specify							
	Total (2)	19.15	1.07	0.10	0.04			20.36
	Total (B) = (1+2)							21.55
	Total Managerial Remuneration							39.05
	Overall Ceiling as per the Act (being 11% of the net profit as worked out as per Section 198 of the Companies Act, 2013)							326.48

C. REMUNERATION TO KEY MANAGERIAL PERSONNEL OTHER THAN MD /MANAGER/ WTD

(₹ in crores)

Sl No.	Particulars of Remuneration	Key Managerial Personnel		
		Atul Daga Whole - time Director & CFO	S. K. Chatterjee Company Secretary	Total
1	Gross Salary			
	(a) Salary as per provisions contained in section 17(1) of the Income Tax Act, 1961	3.05	1.01	4.06
	(b) Value of Perquisites u/s 17(2) of the Income tax Act, 1961	0.28	-	0.28
	(c) Profit in lieu of Salary under section 17(3) of the Income tax Act, 1961	-	-	-
2	Stock Option	0.99	0.10	1.09
3	Sweat Equity	-	-	-
4	Commission	-	-	-
	- as % of Profit	-	-	-
	- others, specify	-	-	-
5	Others, please specify	-	-	-
	Total (A)	4.32	1.11	5.43

VII. PENALTIES / PUNISHMENT/ COMPOUNDING OF OFFENCES

There were no penalties / punishment / compounding of offences for year ended 31st March, 2018.

For and on behalf of the Board

Kumar Mangalam Birla
Chairman
(DIN: 00012813)

Mumbai, 25th April, 2018

REPORT ON CORPORATE GOVERNANCE

The Report on Corporate Governance as prescribed by the Securities and Exchange Board of India (Listing Obligations and Disclosure Requirements) Regulations, 2015 ("the Listing Regulations") is given below:

COMPANY'S PHILOSOPHY ON CORPORATE GOVERNANCE

Corporate Governance is all about how a Company is managed and the role and relationship between a Company and its stakeholders. It entails conducting business in a fair, transparent and ethical manner, promoting sustainable development and enhancing stakeholder value.

Your Company continuously strives to achieve excellence in corporate governance through its values – Integrity, Commitment, Passion, Seamlessness and Speed.

In terms of the Listing Regulations, the details of compliance for the year ended 31st March, 2018 are as follows:

I. BOARD OF DIRECTORS

• Composition

Your Company's Board comprises of 12 (twelve) Directors, which includes the Managing Director, the Whole-time Director and 6 (six) Independent Directors. The composition of your Board is in conformity with the requirements of the Companies Act, 2013 ("the Act"), Rules made thereunder and the Listing Regulations. The details of the Directors with regard to outside directorships and committee positions are as follows:

Name of Director	Executive / Non- Executive / Independent ¹	No. of outside directorship(s) held ²	No. of outside committee position(s) held ³	
		Public	Chairman	Member
Kumar Mangalam Birla	Non-Executive	8	-	-
Mrs. Rajashree Birla	Non-Executive	6	-	-
Arun Adhikari	Independent	4	-	2
Mrs. Alka Bharucha	Independent	6	2	2
G. M. Dave	Independent	4	1	2
Mrs. Sukanya Kripalu	Independent	3	-	2
S. B. Mathur	Independent	9	3	5
O. P. Puranmalka	Non-Executive	-	-	-
Mrs. Renuka Ramnath	Independent	8	2	1
D. D. Rathi	Non-Executive	-	-	-
K. K. Maheshwari	Managing Director	-	-	-
Atul Daga	Whole-time Director & CFO	1	-	-

1. Independent Director means a Director as defined under Clause 16 of the Listing Regulations and Section 149 of the Act.

2. Excluding directorships in private limited companies, foreign companies and companies under Section 8 of the Act.

3. Only two committees viz. Audit Committee and Stakeholders Relationship Committee of all public limited companies are considered.

4. No Director is related to any other Director on the Board, except for Mr. Kumar Mangalam Birla and Mrs. Rajashree Birla, who are son and mother respectively.

5. None of the Directors (i) hold membership in more than ten public limited companies and (ii) is a member of more than ten committees or chairperson of more than five committees across all the public companies in which he/she is a Director.

The brief profile of the present Directors on the Board is available on the website of your Company viz. www.ultratechcement.com.

• Non-Executive Directors' compensation and disclosures

Sitting fees / commission paid to the Non-Executive Directors and Independent Directors are recommended by the Nomination, Remuneration and Compensation Committee of the Board and approved by the Board of Directors and shareholders. The details of sitting fees / commission paid to the Non-Executive Directors and Independent Directors are given separately in this Report.

- Other provisions as to Board and Committees:**

The number of Board meetings held during the year, dates on which held and number of Directors present are as follows:

Date of Board Meeting	Board Strength	No. of Directors Present
24 th April, 2017	12	9
18 th July, 2017	12	11
18 th October, 2017	12	10
9 th December, 2017	12	9
18 th January, 2018	12	9
19 th March, 2018	12	6

Your Company's Board plays a pivotal role in ensuring good governance and functioning of your Company. The Directors are professionals, have expertise in their respective functional areas and bring a wide range of skills and experience to the Board.

The Board has unfettered and complete access to any information within your Company. Members of the Board freely express their views on the meeting agenda and discuss pertinent issues at the meeting with the permission of the Chairman. The Board periodically reviews all the relevant information, which is required to be placed before it pursuant to Schedule II of Regulation 17 of the Listing Regulations and in particular reviews and approves corporate strategies, business plans, annual budgets, projects and capital expenditure etc. The Board provides direction and exercises appropriate control to ensure that your Company is managed in a manner that fulfils stakeholder aspirations and societal expectations.

In addition to the quarterly meetings, the Board also meets to address specific needs and business requirement of your Company.

The details of attendance of each Director at the Board meetings and the last Annual General Meeting ("AGM") are as follows:

Name of Director	No. of Board Meetings		Attended Last AGM ^a
	Held	Attended	
Kumar Mangalam Birla	6	4	Yes
Mrs. Rajashree Birla	6	2	No
Arun Adhikari	6	5	Yes
Mrs. Alka Bharucha	6	3	Yes

Name of Director	No. of Board Meetings		Attended Last AGM ^a
	Held	Attended	
G. M. Dave	6	6	Yes
Mrs. Sukanya Kripalu	6	6	Yes
S. B. Mathur	6	5	Yes
O. P. Puranmalka	6	5	Yes
Mrs. Renuka Ramnath	6	2	No
D. D. Rathi	6	6	Yes
K. K. Maheshwari	6	5	Yes
Atul Daga	6	5	Yes

^a AGM held on 18th July, 2017 at Ravindra Natya Mandir, P. L. Deshpande Maharashtra Kala Academy, Near Siddhivinayak Temple, Sayani Road, Prabhadevi, Mumbai-400 025.

- Code of Conduct**

The Board of Directors have laid down a Code of Conduct ("the Code") for all Board members and senior management personnel of your Company. The Code is posted on your Company's website viz. www.ultratechcement.com.

All Board members and senior management personnel have confirmed compliance with the Code. A declaration to that effect signed by the Managing Director is attached and forms part of this Annual Report.

- Induction and training**

A letter of appointment together with an induction kit is given to Independent Directors at the time of their appointment setting out their roles, functions, duties and responsibilities. In terms of the Listing Regulations, the terms and conditions of appointment of Independent Directors are placed on the website of the Company viz. www.ultratechcement.com.

The Directors are familiarised with your Company's business and its operations. Interactions are held between the Directors and senior management of your Company. Directors are familiarised with the organisational set-up, functioning of various departments, internal control processes and relevant information pertaining to your Company. They are periodically updated on the industry scenario, changes in regulatory framework and the impact thereof on the working of your Company. Familiarisation programme imparted to Directors of your Company is available on your Company's website viz. www.ultratechcement.com.

- **Performance evaluation of Board**

A formal evaluation mechanism has been adopted for evaluating the performance of the Board, Committees thereof, individual Directors and the Chairman of the Board. The evaluation is based on criteria which includes, among others, attendance and preparedness for the meetings, contribution at meetings, effective decision making ability, role of the Committees. The Directors completed questionnaires providing feedback on functioning of the Board, Committees and Chairman of the Board.

- **Independent Director's meeting**

A meeting of the Independent Directors was held, inter alia, to discuss evaluation of the performance of Non-Independent Directors, evaluation of the performance of the Chairman, taking into account the views of the Executive and Non-Executive Directors and the evaluation of the quality, content and timelines of flow of information between the management and the Board that is necessary for the Board to effectively and reasonably perform its duties. The suggestions made by the Independent Directors were discussed at the Board meeting and are being implemented.

- **Prevention of Insider Trading**

In terms of the provisions of the Securities and Exchange Board of India (Prohibition of Insider Trading) Regulations, 2015, your Company has adopted a Code of Conduct for trading in listed or proposed to be listed securities of your Company ("the Insider Code"). The Insider Code aims at preserving and preventing misuse of unpublished price sensitive information. All Directors, Designated Employees and Connected Persons of your Company are covered under the Insider Code, which provides inter alia for periodical disclosures and obtaining pre-clearances for trading in securities of your Company.

II. AUDIT COMMITTEE

- **Composition, meetings, attendance during the year and sitting fees paid**

The Audit Committee of the Board comprises five Non-Executive Independent Directors out of which four are Independent Directors. The members of the Audit Committee are financially literate. The composition of the Audit Committee complies with the requirements of Section 177 of the Act and Regulation 18 of the Listing Regulations.

During the year, the Audit Committee meetings were held on 24th April, 2017, 18th July, 2017, 18th October, 2017, 18th January, 2018 and 5th March, 2018

The composition, attendance and sitting fees paid are as follows:

Name of Member	No. of meetings		Sitting fees paid (₹ in lakhs)
	Held	Attended	
S. B. Mathur	5	5	1.25
G. M. Dave	5	5	1.25
Mrs. Renuka Ramnath	5	Nil	-
Mrs. Alka Bharucha	5	2	0.50
D. D. Rathi	5	5	1.25

Mr. S. B. Mathur is the Chairman of the Committee.

Permanent Invitees

Mr. K. K. Maheshwari - Managing Director of your Company

Mr. Atul Daga - Whole-time Director & CFO of your Company

The Statutory and Internal Auditors of your Company attend the Audit Committee meetings.

The Company Secretary acts as the Secretary to the Committee.

The Audit Committee acts as a link between the management, the statutory and internal auditors and the Board.

The Audit Committee monitors and effectively supervises your Company's financial reporting process with a view to provide accurate, timely and proper disclosure and maintain the integrity and quality of financial reporting.

The Audit Committee also reviews from time to time, the audit and internal control procedures, the accounting policies of your Company, oversight of your Company's financial reporting process so as to ensure that the financial statements are correct, sufficient and credible.

- **Role**

1. Oversight of the Company's financial reporting process and the disclosure of its financial information to ensure that the financial statement is correct, sufficient and credible.
2. Recommendation for appointment, remuneration and terms of appointment of auditors of the Company.

3. Approval of payment to statutory auditors for any other services rendered by the statutory auditors.
 4. Reviewing, with the management, the annual financial statements and auditor's report thereon before submission to the board for approval, with particular reference to:
 - a. Matters required to be included in the Director's Responsibility Statement to be included in the Board's report in terms of clause (c) of sub-section 3 of section 134 of the Act;
 - b. Changes, if any, in accounting policies and practices and reasons for the same;
 - c. Major accounting entries involving estimates based on the exercise of judgment by management;
 - d. Significant adjustments made in the financial statements arising out of audit findings;
 - e. Compliance with listing and other legal requirements relating to financial statements;
 - f. Disclosure of any related party transactions;
 - g. Modified opinion(s) in the draft audit report.
 5. Reviewing, with the management, the quarterly financial statements before submission to the board for approval.
 6. Reviewing, with the management, the statement of uses / application of funds raised through an issue (public issue, rights issue, preferential issue, etc.), the statement of funds utilized for purposes other than those stated in the offer document / prospectus / notice and the report submitted by the monitoring agency monitoring the utilisation of proceeds of a public or rights issue, and making appropriate recommendations to the Board to take up steps in this matter.
 7. Reviewing and monitoring the auditor's independence and performance, and effectiveness of audit process.
 8. Approval or any subsequent modification of transactions of your Company with related parties.
 9. Scrutiny of inter-corporate loans and investments.
 10. Valuation of undertakings or assets of your Company, wherever it is necessary.
 11. Evaluation of internal financial controls and risk management systems.
 12. Reviewing, with the management, performance of statutory and internal auditors, adequacy of the internal control systems.
 13. Reviewing the adequacy of internal audit function, if any, including the structure of the internal audit department, staffing and seniority of the official heading the department, reporting structure coverage and frequency of internal audit.
 14. Discussion with internal auditors of any significant findings and follow up there on.
 15. Reviewing the findings of any internal investigations by the internal auditors into matters where there is suspected fraud or irregularity or a failure of internal control systems of a material nature and reporting the matter to the Board.
 16. Discussion with statutory auditors before the audit commences, about the nature and scope of audit as well as post-audit discussion to ascertain any area of concern.
 17. To look into the reasons for substantial defaults in the payment to the depositors, debenture holders, shareholders (in case of non-payment of declared dividends) and creditors.
 18. To review the functioning of the Whistle Blower mechanism;
 19. Approval of appointment of CFO after assessing the qualifications, experience and background, etc. of the candidate.
 20. Carrying out any other function as is mentioned in the terms of reference of the Audit Committee.
- **The Audit Committee reviews the following information**
 1. Management Discussion and Analysis of financial condition and results of operations;

2. Statement of significant related party transactions (as defined by the Audit Committee), submitted by management;
3. Management letters / letters of internal control weaknesses issued by the statutory auditors;
4. Internal audit reports relating to internal control weaknesses;
5. The appointment, removal and terms of remuneration of the Chief Internal Auditor;
6. Statement of deviations:
 - (a) quarterly statement of deviation(s) including report of monitoring agency, if applicable, submitted to stock exchange(s) in terms of Regulations 32(1) of the Listing Regulations.
 - (b) annual statement of funds utilised for purposes other than those stated in the offer document/prospectus/notice in terms of Regulation 32(7) of the Listing Regulations.

• **Vigil Mechanism/Whistle Blower Policy**

Your Company has in place a vigil mechanism pursuant to which a Values Committee has been constituted for addressing complaints received from Directors and employees concerning unethical behaviour, actual or suspected fraud and violation of the Code of Conduct or Ethics Policy of your Company. The policy provides for adequate safeguards against victimisation and all personnel have access to the Audit Committee. The policy is also posted on your Company's website viz. www.ultratechcement.com.

III. **NOMINATION, REMUNERATION AND COMPENSATION COMMITTEE**

• **Composition, meetings, attendance during the year and sitting fees paid**

During the year, the Nomination, Remuneration and Compensation Committee ("the Nomination Committee") met thrice to deliberate on various matters. The meetings were held on 24th April, 2017; 18th October, 2017 and 18th January, 2018.

The composition, attendance and sitting fees paid are as follows:

Name of Member	No. of meetings		Sitting fees paid (₹ in lakhs)
	Held	Attended	
Kumar Mangalam Birla	3	2	0.40
Arun Adhikari	3	2	0.40
G.M. Dave	3	3	0.60

• **Terms of reference of the Nomination Committee**

The Nomination Committee is authorised to:

- set the level and composition of remuneration which is reasonable and sufficient to attract, retain and motivate Directors and Senior Managers of the quality required to run the Company successfully;
- set the relationship of remuneration to performance;
- check whether the remuneration provided to Directors and Senior Management includes a balance between fixed and incentive pay reflecting short and long-term performance objectives appropriate to the working of the Company and its goals;
- formulate appropriate policies, institute processes which enable the identification of individuals who are qualified to become Directors and who may be appointed in senior management and recommend the same to the Board;
- review and implement succession and development plans for Managing Director, Executive Directors and Senior Management;
- devise a policy on Board diversity;
- formulate the criteria for determining qualifications, positive attributes and independence of Directors.

Employee Stock Options Scheme – 2006 ("ESOS-2006")

The Nomination Committee allotted 8,791 equity shares of ₹ 10/- each of your Company to Option Grantees pursuant to the exercise of Stock Options under ESOS -2006.

Employee Stock Options Scheme – 2013 ("ESOS-2013")

During the year, the Nomination Committee vested 47,374 Stock Options and 11,848 Restricted Stock

Units to eligible employees, subject to the provisions of the ESOS - 2013, statutory provisions as may be applicable from time to time and the rules and procedures set out by your Company in this regard. Further, the Nomination Committee allotted 97,288 equity shares of ₹ 10/- each of your Company to Option Grantees pursuant to the exercise of Stock Options under the ESOS - 2013.

No Stock Options and Restricted Stock Units have been granted to the option grantees in terms of the provisions of the ESOS - 2013.

• **Remuneration Policy**

Your Company has adopted Executive Remuneration Philosophy / Policy and the same is disclosed in this Annual Report.

IV. SUBSIDIARY COMPANY

Your Company does not have any material non-listed Indian subsidiary company. The Audit Committee and Board reviews the financial statements, significant transactions and working of the unlisted subsidiary companies and the minutes are placed before the Board. Your Company has unlisted subsidiary companies in Sri Lanka, Middle East and Indonesia. The financial results of these companies are presented to your Company's Board. The policy for determining material subsidiaries is available on your Company's website viz. www.ultratechcement.com

V. RISK MANAGEMENT

In terms of the provisions of the Listing Regulations, your Company has constituted a Risk Management Committee comprising of Mr. K. K. Maheshwari, Managing Director; Mr. K. C. Jhanwar, Deputy Managing Director and Chief Manufacturing Officer and Mr. Atul Daga, Whole-time Director & CFO of your Company.

The Risk Management Committee is mandated to review the risk management process of your Company.

During the year the Risk Management Committee met on 5th March, 2018.

The objectives and scope of the Risk Management Committee broadly include:

- Identification of risk relating to business;

- Assessment and classification of risk associated with the business;
- Mitigation plans to minimise risk;
- Monitoring various risk.

The Directors' Report and Management Discussion & Analysis sets out the risks identified and the mitigation plans thereof.

VI. RELATED PARTY TRANSACTIONS

Related party transactions entered by your Company during the year were on arm's length basis and in the ordinary course of business. There were no material transactions with any related party as defined under the Act and the Listing Regulations. All related party transactions have prior approval of the Audit Committee and are reviewed by the Audit Committee on a quarterly basis.

The policy on Related Party Transactions as approved by the Audit Committee and the Board is available on your Company's website viz. www.ultratechcement.com.

VII. DISCLOSURES

• **Disclosures on materially significant related parties**

During the year, there were no material transactions with related parties of your Company.

Particulars of related party transactions are listed out in Note 38 of the Accounts.

- Your Company has followed all relevant accounting standards while preparing the financial statements.

• **Remuneration of Directors**

Based on the recommendation of the Nomination Committee, all decisions relating to remuneration of Directors are taken by the Board of Directors of your Company in accordance with the shareholder's approval, wherever necessary.

Shareholders have approved payment of commission to the Non-Executive Directors of an amount not exceeding 1% per annum of the net profit of your Company. Based on the performance evaluation of each director and the remuneration policy, the Board has fixed the amount to be paid as commission. For the year 2017 - 2018, the Board has approved payment of ₹ 21.25 crores as commission to the Non-Executive Directors.

Details of remuneration paid / to be paid to the Directors for attending Board meetings, and their shareholding in your Company are as under:

Name of Director	Sitting fees paid (₹ in lakhs)	Commission payable (₹ in lakhs)	Number of shares held
Kumar Mangalam Birla	2.00	1,913.00	14,065
Mrs. Rajashree Birla	1.00	106.00	41,701
Arun Adhikari	2.50	14.00	-
Mrs. Alka Bharucha	1.50	12.00	-
G. M. Dave	3.00	24.00	-
Mrs. Sukanya Kripalu	3.00	16.00	-
S. B. Mathur	2.50	27.00	-
O. P. Puranmalka	2.50	1.00	60,571
Mrs. Renuka Ramnath	1.00	7.00	-
D. D. Rath	3.00	5.00	2,515
K. K. Maheshwari	Nil	Nil	-
Atul Daga	Nil	Nil	5,940

The Directors do not hold any convertible instruments of your Company.

The details of remuneration paid to the Executive Directors are as follows:

Executive Director	Relationship with other Director	Remuneration during 2017-18			
		All elements of remuneration package i.e. salary, benefits, pensions etc.	Performance linked incentives, alongwith performance criteria (a) & (b)	Service contracts, notice period, severance fee	Stock option details, if any
K. K. Maheshwari Managing Director	-	₹ 943.23 lakhs	₹ 417.67 lakhs	See Note (c)	See Note (d)
Atul Daga Whole-time Director & CFO	-	₹ 288.96 lakhs	₹ 32.66 lakhs	See Note (e)	See Note (f)

- (a) Mr. K. K. Maheshwari was paid a sum of ₹ 417.67 lakhs towards performance linked incentive for achievement of targets for the year 2016-17.
- (b) Mr. Atul Daga was paid a sum of ₹ 32.66 lakhs towards performance linked incentive for achievement of targets for the year 2016-17.
- (c) Appointment of Mr. K. K. Maheshwari as Managing Director is subject to termination by three months' notice in writing on either side.
- (d) In terms of your Company's Employee Stock Option Scheme-2013 ("ESOS-2013"), 3,760 stock options have vested in Mr. K. K. Maheshwari during the year.
- (e) Appointment of Mr. Atul Daga as Whole-time Director & CFO is subject to termination by three months' notice in writing on either side.

- (f) In terms of your Company's ESOS-2013, 1,570 stock options and 2,218 Restricted Stock Units have vested in Mr. Atul Daga during the year.

There were no pecuniary relationships or transactions between your Company and Non-Executive Directors during the year. For further details, please refer to the Directors' Report and Management Discussion & Analysis.

All decisions relating to the remuneration of the Managing Director and Whole-time Director is taken by the Board based on the remuneration policy and in terms of the resolution passed / to be passed by the shareholders of your Company.

• **Management:**

- The Management Discussion & Analysis forms part of the Directors' Report and is in accordance with the requirements of the Listing Regulations.

- No material transaction has been entered into by your Company with its related parties that may have a potential conflict with interests of your Company.

• Shareholders

- Details of the Directors seeking re-appointment / appointment at the ensuing AGM, are provided in the Notice convening the AGM.
- Press Releases and financial results are made available on the website of your Company (www.ultratechcement.com) and also that of the Aditya Birla Group (www.adityabirla.com).

• Stakeholder Relationship Committee

Composition, meeting, attendance and sitting fees paid during the year

A "Stakeholder Relationship Committee" has been constituted at the Board level, under the Chairmanship of a Non-Executive Independent Director.

During the year the Stakeholder Relationship Committee met on 24th April, 2017, 18th July, 2017, 18th October, 2017 and 18th January, 2018. The composition, attendance and sitting fees paid are as follows:

Name of Member	No. of meetings		Sitting fees paid (₹ in lakhs)
	Held	Attended	
G. M. Dave*	4	1	0.20
Mrs. Sukanya Kripalu	4	4	0.80
D. D. Rathi	4	4	0.80
S. B. Mathur	4	3	0.60

* The Committee was re-constituted on 24th April, 2017 with the induction of Mr. S. B. Mathur in place of Mr. G.M.Dave. Mr. D. D.Rathi was appointed as the Chairman of the Committee.

The Company Secretary acts as Secretary to the Committee and is also the Compliance Officer.

Your Company's shares are compulsorily traded in the dematerialised form. To expedite transfers in the physical segment, necessary authority has been delegated by your Board to Director(s) and Officer(s) of your Company to approve transfers / transmissions of shares / debentures. Details of share transfers / transmissions approved by the Directors and Officers are placed before the Board.

• Role

The Committee looks into:

- issues relating to share / debenture holders including transfer / transmission of shares / debentures;
- issue of duplicate share / debenture certificates;
- non-receipt of dividend;
- non-receipt of annual report;
- non-receipt of share certificate after transfers;
- delay in transfer of shares;
- any other complaints of shareholders.

• Number of shareholders' complaint received so far / number not solved to the satisfaction of shareholders / number of pending complaints

Details of complaints received, number of shares transferred during the year, time taken for effecting these transfers and the number of share transfers pending are furnished in the "Shareholder Information" section of this Annual Report.

• Details of non-compliance by the Company, penalties and strictures imposed on the Company by stock exchanges or the Securities and Exchange Board India ("SEBI") or any other statutory authority, on any matter relating to capital markets, during the year

There has been no instance of non-compliance by your Company on any matter related to capital markets during the year under review and hence no strictures /penalties have been imposed on your Company by the stock exchanges or the SEBI or any statutory authority.

• Finance Committee

A "Finance Committee" has been constituted at the Board level, under the Chairmanship of a Non-Executive Director. The Finance Committee comprises of Mr. D. D. Rathi, Mrs. Alka Bharucha and Mr. Arun Adhikari.

During the year, the Finance Committee met on 24th April, 2017 and 18th October, 2017. The composition, attendance and sitting fees paid are as follows:

Name of Member	No. of meetings		Sitting fees paid (₹ in lakhs)
	Held	Attended	
D. D. Rathi	2	2	0.40
Arun Adhikari	2	2	0.40
Mrs. Alka Bharucha	2	1	0.20

The Committee is authorised to exercise all powers and discharge all functions relating to working capital management, foreign currency contracts, operation of bank accounts and authorising officers of your Company to deal in matters relating to excise, sales tax, income tax, customs and other judicial or quasi-judicial authorities.

• **Corporate Social Responsibility Committee**

The Corporate Social Responsibility ("CSR") Committee comprises of Mrs. Rajashree Birla, Mr. G. M. Dave, Mr. O. P. Puranmalka and Mr. K. K. Maheshwari.

Dr. Pragnya Ram, Group Executive President, Corporate Communication & CSR is a permanent invitee to the Committee.

The Company Secretary shall act as Secretary to the Committee.

During the year, the CSR Committee met on 29th March, 2018.

The CSR Committee recommends to the Board the activities to be undertaken during the year and amount to be spent on these activities. The CSR Policy and the CSR Report forms part of this Annual Report.

• **Proceeds from public issues, rights issues, preferential issues**

During the year, your Company did not raise any funds by way of public issues, rights issues, preferential issues etc.

VIII. CEO/CFO Certification

The Managing Director and Chief Financial Officer of your Company have issued necessary certificate pursuant to the provisions of Regulation 17(8) of the

Listing Regulations and the same forms part of this Annual Report.

IX. REPORT ON CORPORATE GOVERNANCE

Your Company has complied with the Corporate Governance requirements specified in regulation 17 to 27 and clauses (b) to (i) of sub-regulation (2) of Regulation 46 of the Listing Regulations.

X. COMPLIANCE

- A certificate from the Statutory Auditors confirming compliance with the conditions of Corporate Governance as stipulated in the Listing Regulations forms part of this Annual Report.
- **Status of Compliances of Non-Mandatory Requirements**
 1. Your Company maintains a separate office for its Non-Executive Chairman. All necessary infrastructure and assistance is made available to enable him to discharge his responsibilities effectively.
 2. The position of the Chairman of the Board of Directors and the Managing Director are separate.
 3. The Internal Auditors report to the Audit Committee.
 4. The statutory financial statements of your Company are unqualified.

XI. GENERAL BODY MEETINGS

Date and time of the AGMs, held during the preceeding 3 years and the Special Resolution(s) passed thereat are as follows:

2017

Date and time: 18th July, 2017; 3:30 p.m.

Place: Ravindra Natya Mandir, P. L. Deshpande Maharashtra Kala Academy,
Near Siddhivinayak Temple, Sayani Road, Prabhadevi, Mumbai – 400 025.

Special Resolution passed:

- Issue of Redeemable Non-Convertible Debentures, secured or unsecured in one or more series/

tranches aggregating to an amount not exceeding ₹ 9,000 crores.

2016

Date and time: 19th July, 2016; 3:30 p.m.

Place: Nehru Centre Auditorium, Discovery of India Building, Dr. Annie Besant Road, Worli, Mumbai-400 018.

Special Resolutions passed:

- Issue of Redeemable Non-Convertible Debentures, secured or unsecured in one or more series / tranches aggregating to an amount not exceeding ₹ 9,000 crores.
- Increase in borrowing limit of the Company to an amount not exceeding ₹ 6,000 crores over and above the aggregate of the paid-up share capital of the Company and its free reserves.
- Creation of Security on the properties of the Company, both present and future, in favour of lenders.
- Increase in limits for Investment in the equity share capital of the Company by Registered Foreign Portfolio Investors including Foreign Institutional Investors from 24% to 30%.

2015

Date and time: 28th August, 2015; 3:00 p.m.

Place: Ravindra Natya Mandir,
P. L. Deshpande Maharashtra
Kala Academy, Near Siddhivinayak
Temple, Sayani Road, Prabhadevi,
Mumbai – 400 025.

Special Resolution passed:

- Issue of Redeemable Non-Convertible Debentures, secured or unsecured in one or more series / tranches aggregating to an amount not exceeding ₹ 9,000 crores.
- Whether any special resolution passed last year through postal ballot.
Yes

Details of voting pattern

Postal ballot conducted pursuant to the provisions of Section 110 of the Act, read with the Companies (Management and Administration) Rules, 2014, on the Special Resolution set out in the Notice dated 9th December, 2017 seeking consent of the Members of your Company for Increase in limits for investment in the equity share capital of the Company by Registered Foreign Portfolio Investors including Foreign Institutional Investors from 30% to 40%.

Details of voting pattern of the above mentioned resolution is as follows:

Category	Mode of Voting	No. of shares held (1)	No. of votes polled (2)	% of Votes Polled on outstanding shares (3) = [(2)/(1)]*100	No. of Votes – in favour (4)	No. of Votes – against (5)	% of Votes in favour on votes polled (6)=[(4)/(2)]*100	% of Votes against on votes polled (7)=[(5)/(2)]*100
Promoter and Promoter Group	E-Voting	167,607,089	167,607,089	100.000	167,607,089	0	100.000	0.000
	Poll		-	-	-	-	-	-
	Postal Ballot (if applicable)		-	-	-	-	-	-
	Total	167,607,089	167,607,089	100.000	167,607,089	0	100.000	0.000
Public- Institutions	E-Voting	84,819,176	59,243,653	69.847	59,243,653	0	100.000	0.000
	Poll		-	-	-	-	-	-
	Postal Ballot (if applicable)		-	-	-	-	-	-
	Total	84,819,176	59,243,653	69.847	59,243,653	0	100.000	0.000
Public- Non Institutions	E-Voting	22,125,656	18,339	0.083	17,531	808	95.594	4.406
	Poll		-	-	-	-	-	-
	Postal Ballot (if applicable)		92,270	0.417	91,408	862	99.066	0.934
	Total	22,125,656	110,609	0.500	108,939	1,670	98.490	1.510
Total		274,551,921	226,961,351	82.666	226,959,681	1,670	99.999	0.001

- Person who conducted the postal ballot exercise
The Board of Directors have appointed Mr. B. Narasimhan, Company Secretary of M/s. B. N. & Associates, Company Secretaries as the Scrutinizer to conduct the postal ballot exercise in a fair and transparent manner.
- Whether any special resolution is proposed to be conducted through postal ballot and procedure for the same.
If required, shall be conducted as per law.
- Procedure for Postal Ballot
 - i. *The Postal Ballot Notice dated 9th December, 2017, together with Explanatory Statement, form and postage prepaid business envelopes was dispatched to all the Shareholders.*
 - ii. *The voting under the Postal Ballot was kept open from 20th December, 2017 to 18th January, 2018 (either physically or through electronic mode).*
 - iii. *The Scrutinizer submitted his report on the result of Postal Ballot on 19th January, 2018 and the result was announced by the authorised person of your Company on the same date.*

XII. MEANS OF COMMUNICATION

• Quarterly results

- Which newspapers normally published in:

Newspaper	Cities of Publication
Business Standard	All editions
Economic Times	All editions
Free Press Journal	Mumbai
Navshakti	Mumbai

- Any website, where displayed:

www.ultratechcement.com
www.adityabirla.com

- Whether your Company's website displays

All official news releases	Yes
Presentation made to Institutional Investors/Analysts	Yes

XIII. WEBSITE DISCLOSURES

The information as required to be disseminated on the website of the Company pursuant to the Listing Regulations, has been updated on the website of your Company viz. www.ultratechcement.com

CODE OF CONDUCT DECLARATION

As provided under the Securities and Exchange Board of India (Listing Obligations and Disclosure Requirements) Regulations, 2015, the Board of Directors and the Senior Management Personnel have confirmed compliance with the Code of Conduct for the year ended 31st March, 2018.

Mumbai
25th April, 2018

K. K. Maheshwari
Managing Director
(DIN: 00017572)

CEO/CFO CERTIFICATION

The Board of Directors
UltraTech Cement Limited

We certify that:

1. We have reviewed the financial statement, read with the cash flow statement of UltraTech Cement Limited ("the Company") for the year ended 31st March, 2018 and to best of our knowledge and belief:
 - (i) these statements do not contain any materially untrue statement or omit any material fact or contain statements that might be misleading;
 - (ii) these statements together present a true and fair view of the Company's affairs and are in compliance with existing accounting standards, applicable laws and regulations.
2. There are, to the best of our knowledge and belief, no transactions entered into by the Company during the year which are fraudulent, illegal or violative of the Company's Code of Conduct;
3. We are responsible for establishing and maintaining internal controls for financial reporting and we have evaluated the effectiveness of the internal control systems of the Company pertaining to financial reporting and have disclosed to the Company's Auditors and the Audit Committee of the Company's Board of Directors deficiencies in the design or operation of internal controls, if any, of which we are aware and the steps taken or proposed to be taken to rectify the deficiencies.
4. We have indicated to the Auditors and the Audit Committee:
 - a) significant changes in the Company's internal control over financial reporting during the year.
 - b) significant changes in accounting policies during the year, if any, and that the same have been disclosed in the notes to the financial statements.
 - c) instances of significant fraud of which we have become aware and involvement therein if any of management or other employees having a significant role in the Company's internal control system over financial reporting.

Mumbai
25th April, 2018

K. K. Maheshwari
Managing Director
(DIN: 00017572)

Atul Daga
Whole-time Director & CFO
(DIN: 06416619)

SHAREHOLDER INFORMATION

1. Annual General Meeting	
- Date and Time	Wednesday, 18 th July, 2018 at 3:30 pm
- Venue	Ravindra Natya Mandir, P. L. Deshpande Maharashtra Kala Academy, Near Siddhivinayak Temple, Sayani Road, Prabhadevi, Mumbai - 400 025
2. Financial Calendar	
• Financial reporting for the quarter ending 30 th June, 2018	End July, 2018
• Financial reporting for the half year ending 30 th September, 2018	End October, 2018
• Financial reporting for the quarter ending 31 st December, 2018	End January, 2019
• Financial reporting for the year ending 31 st March, 2019	End April, 2019
• Annual General Meeting for the year ending 31 st March, 2019	End July / August, 2019
3. Dates of Book Closure	Thursday, 12 th July, 2018 to Wednesday, 18 th July, 2018 (both days inclusive)
4. Dividend Payment Date	On or after Thursday, 19 th July, 2018
5. Registered Office	UltraTech Cement Limited "B" Wing, Ahura Centre, 2 nd Floor, Mahakali Caves Road, Andheri (East), Mumbai - 400093. Tel.: (022) 66917800 Fax: (022) 66928109 Email: sharesutcl@adityabirla.com Web: www.ultratechcement.com www.adityabirla.com CIN: L26940MH2000PLC128420

6. (a) Listing Details:

Equity Shares	Non-Convertible Debentures	Global Depository Receipts (GDRs)
1. BSE Limited Phiroze Jeejeebhoy Towers Dalal Street, Mumbai - 400 001	National Stock Exchange of India Limited "Exchange Plaza", Plot No. C-1, Block G, Bandra-Kurla Complex, Bandra (East), Mumbai - 400 051	Luxembourg Stock Exchange Societe De La Bourse de Luxembourg Postal Address: B.P. 165 L-2011 Luxembourg Mailing Address: 35 A, Boulevard Joseph II L-1840 Luxembourg.
2. National Stock Exchange of India Limited "Exchange Plaza, C-1, Block G, Bandra - Kurla Complex, Bandra (East), Mumbai - 400 051		

Note: Listing fees for the year 2018 - 19 has been paid to the BSE Limited (BSE) and the National Stock Exchange of India Limited (NSE). Listing fee for the GDRs has been paid to Luxembourg Stock Exchange (LSE) for the calendar year 2018.

**(b) Name and address of Trustees
for the Debentureholders**

: SBICAP Trustee Company Ltd
 Appejay House, 6th Floor,
 West Wing, Dinshaw Wachha Road,
 Churchgate, Mumbai – 400 020
 Tel No: (022) 4302 5555
 Fax No: (022) 4302 5500

(c) Overseas Depository for GDRs

: Citibank N. A.
 Depository Receipt Services
 388, 23rd Floor, Greenwich Street,
 New York; NY-10013 USA
 Tel: +212 – 816 – 6852
 Fax: +212 –816 – 6876

(d) Domestic Custodian of GDRs

: Citibank N.A.
 Custody Services
 FIFC 11th Floor,
 C 54 & 55, G Block,
 Bandra Kurla Complex
 Bandra (East), Mumbai – 400 098
 Tel: (022) 61756895
 Fax: (022) 26532205

7. Stock Code

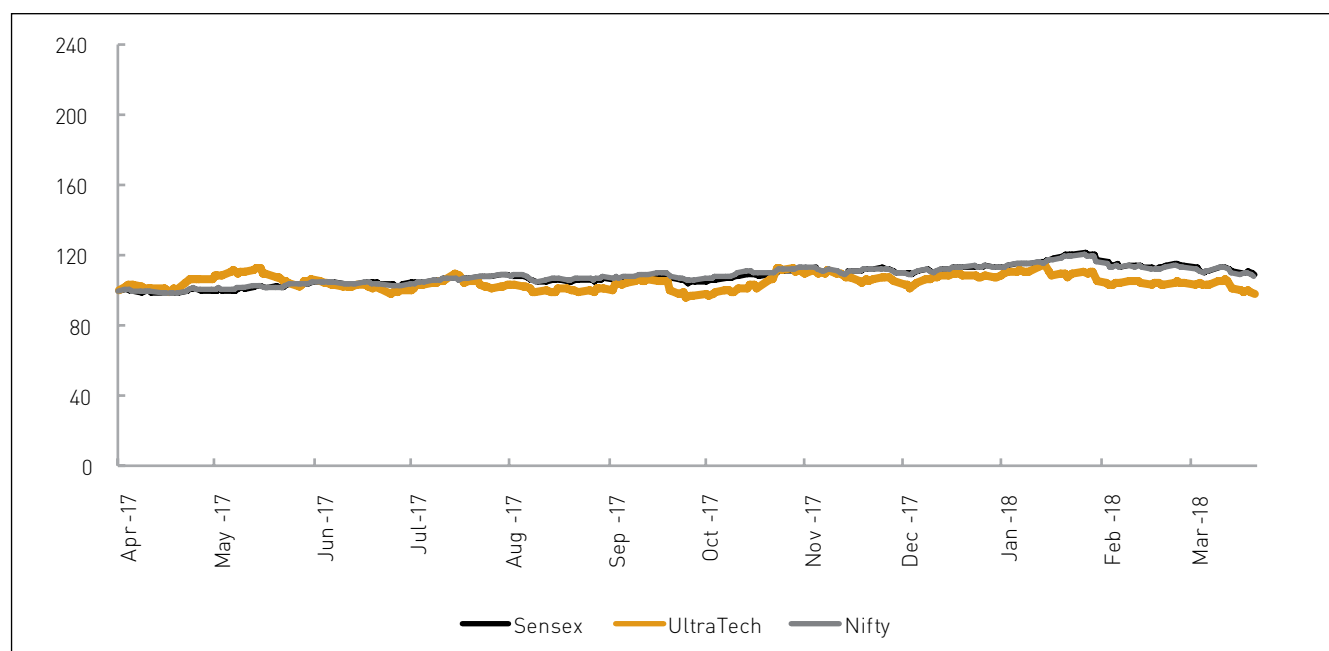
: ISIN for equity shares – INE481G01011
 : ISIN for 144A GDRs – US90403E1038
 : ISIN for Level 1 GDRs – US90403E2028

	Stock Code	Reuters	Bloomberg
BSE	532538	ULTC.BO	UTCEM IB
NSE	ULTRACEMCO	ULTC.NS	UTCEM IS
LSE			UTCEM LX

8. Stock Price Data:

	BSE				NSE				LSE		
	High	Low	Close	Volume (In Nos.)	High	Low	Close	Volume (In Nos.)	High	Low	Close
	(In ₹)				(In ₹)				(In USD)		
Apr-17	4,273.70	3,930.05	4,239.20	1,96,888	4,275.00	3,926.00	4,248.95	42,71,246	66.44	61.07	65.73
May-17	4,531.00	3,992.55	4,197.10	2,55,757	4,533.10	4,045.00	4,195.20	51,67,151	70.29	62.82	65.06
Jun-17	4,279.00	3,823.00	3,963.25	3,57,635	4,261.90	3,840.55	3,959.10	52,18,645	65.72	60.13	61.34
Jul-17	4,451.05	3,937.05	4,059.95	3,51,546	4,454.10	3,935.45	4,056.90	47,81,591	67.61	61.53	63.19
Aug-17	4,137.95	3,800.00	3,998.45	2,19,398	4,138.70	3,842.30	4,000.40	42,64,390	64.75	60.96	62.36
Sep-17	4,242.00	3,774.00	3,852.80	3,34,422	4,244.00	3,773.30	3,854.20	43,54,130	66.06	57.79	58.99
Oct-17	4,520.00	3,853.95	4,401.25	6,20,775	4,510.00	3,854.20	4,401.05	54,41,898	69.25	59.00	67.87
Nov-17	4,488.00	4,125.85	4,211.05	1,90,536	4,490.90	4,128.05	4,203.80	41,50,523	68.71	63.75	65.09
Dec-17	4,379.85	4,020.00	4,320.80	2,30,194	4,383.40	4,016.35	4,320.60	31,69,839	68.25	62.51	67.64
Jan-18	4,594.30	4,244.80	4,379.90	1,80,165	4,599.90	4,243.05	4,382.00	49,06,931	71.50	60.00	69.00
Feb-18	4,418.00	3,961.15	4,154.00	1,68,804	4,425.00	3,948.60	4,155.60	34,53,509	69.50	63.00	64.00
Mar-18	4,236.00	3,815.00	3,947.85	1,26,160	4,244.00	3,813.10	3,950.00	39,42,352	65.00	59.00	60.50

9. Stock Performance:



10. Stock Performance and Returns:

Absolute Returns

(In Percentage)	1 Year	3 Years	5 Years
UltraTech	(0.87)	22.34	80.62
BSE Sensex	11.30	30.10	47.27
NSE Nifty	10.25	30.69	50.86

Annualised Returns

(In Percentage)	1 Year	3 Years	5 Years
UltraTech	(0.87)	6.95	12.55
BSE Sensex	11.30	9.17	8.05
NSE Nifty	5.12	9.33	8.57

11. Registrar and Transfer Agents (RTA):

(For shares transfers and other communication relating to share certificates, dividend and change of address)

Karvy Computershare Pvt. Ltd.
Karvy Selenium, Tower B, Plot number 31-32,
Financial District, Gachibowli, Nanakramguda,
Hyderabad – 500 032
Tel: +91 40 6716 2222
Fax: +91 40 2342 0814
Email: ultratech.ris@karvy.com

12. Share Transfer system:

Share transfers in physical form are registered and returned within a period of 12 days from the date of receipt, if the necessary documents are clear in all respects. Officers of your Company have been authorised to approve transfers upto 500 shares in physical form under one transfer deed. One Director jointly with one Officer of your Company have been authorised to approve the transfers exceeding 500 shares under one transfer deed.

The RTA attends to investor grievances in consultation with the Secretarial Department of your Company.

Transfer Period (in days)	2017-18			2016-17		
	No. of transfers	No. of shares	%	No. of transfers	No. of shares	%
1 – 15	704	19,787	100	697	19,378	100
Total	704	19,787	100	697	19,378	100

Number of pending share transfers as at 31st March, 2018 : Nil

13. Investor Services:

Complaints received during the year

Nature of Complaints	2017-18		2016-17	
	Received	Cleared	Received	Cleared
Relating to Transfer, Transmission, Dividend, Demat and Change of address etc.	46	44	29	26

* 2 complaints were pending as on 31st March, 2018 which were resolved subsequently

Legal proceedings on share transfer issues, if any : No major legal proceedings relating to transfer of shares.

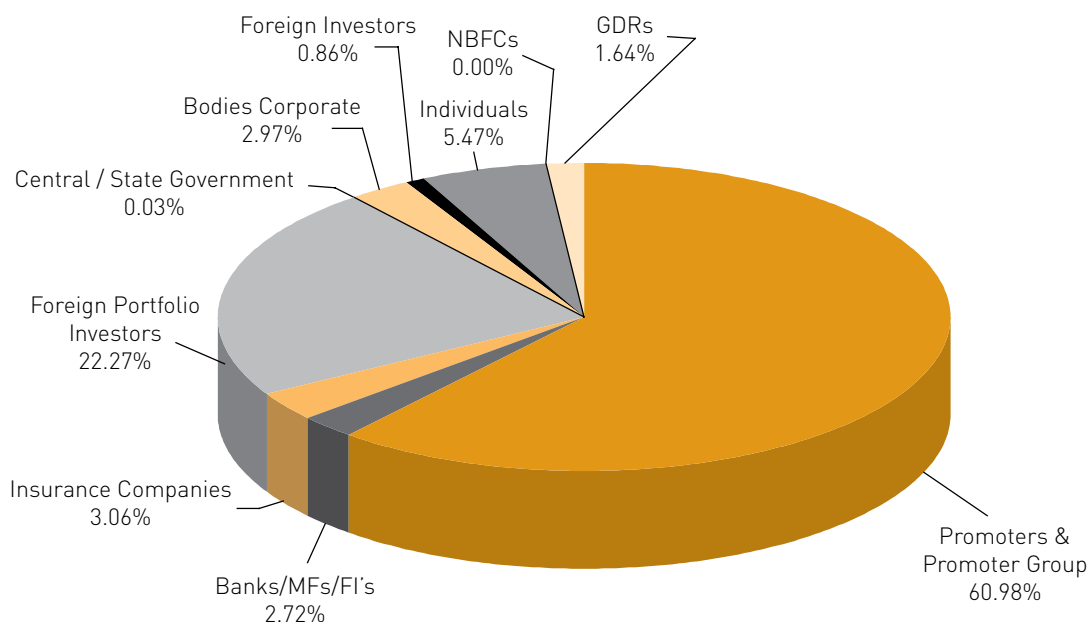
14. Distribution of Shareholding as on 31st March, 2018:

Range of Shareholding	No. of share holders	% of share holders	No. of shares held	% share holding
1 – 100	2,27,640	88.28	60,58,493	2.21
101 – 200	16,256	6.30	23,67,043	0.86
201 – 500	9,205	3.57	28,71,645	1.05
501 – 1000	2,540	0.99	17,75,138	0.65
1001 – 5000	1,604	0.62	30,38,351	1.11
5001-10000	172	0.07	12,04,652	0.44
10001 & above	454	0.18	25,72,98,663	93.69
Total	2,57,871	100.00	27,46,13,985	100.00

15. Category of Shareholding as on 31st March, 2018:

Category	No. of share holders	% of share holders	No. of shares held	% share holding
Promoter & Promoter Group	13	0.00	16,74,59,599	60.98
Banks/MFs / FIs	179	0.07	74,72,508	2.72
Insurance Companies	6	0.00	83,99,514	3.06
Foreign Portfolio Investors	686	0.27	6,11,60,489	22.27
Central / State Government	2	0.00	82,715	0.03
Bodies Corporate	1,690	0.66	81,57,924	2.97
Foreign Investors	6,510	2.52	23,50,628	0.86
Individuals	2,48,765	96.47	1,50,17,785	5.47
NBFCs	19	0.01	8,610	0.00
GDRs	1	0.00	45,04,213 ^a	1.64
Total	2,57,871	100.00	27,46,13,985	100.00

^a 27,44,168 GDRs held by Promoter and Promoter Group.



- 16. Dematerialisation of Shares and Liquidity** : 98.48% of outstanding equity shares have been dematerialised as on 31st March, 2018. Trading in shares of your Company is permitted only in the dematerialised form.
- 17. Details on use of public funds obtained in the last three years** : No public funds have been obtained.
- 18. Outstanding GDR/Warrants and Convertible Bonds** : 45,04,213 GDRs are outstanding as on 31st March, 2018. Each GDR represents one underlying equity share. There are no warrants / convertible bonds outstanding as at the year end.

19. Commodity Price Risk or Foreign Exchange Risk and Hedging Activities:

Your Company hedges its foreign currency exposure in respect of its imports, borrowings and export receivables as per its laid down policies. Your Company uses a mix of various derivatives instruments like forward covers, currency swaps, interest rates swaps or a mix of all. Further, your Company also hedges its commodity price risk through fixed price swaps.

20. Plant Locations

Integrated Units:

Aditya Cement Works	Andhra Pradesh Cement Works	Awarpur Cement Works
Adityapuram Sawa – Shambhupura Road District: Chittorgarh, Rajasthan – 312 622 Tel: 01472- 221014-15 Fax:01472- 221020	Bhogasamudram, Tadipatri Mandal District: Anantapur Andhra Pradesh – 515 413 Tel: 08558 – 288001 Fax: 08558-288859	P.O. Awarpur Taluka: Korpana, District: Chandrapur Maharashtra – 442 917 Tel: 07173-266233 / 036 Fax: 07173-266339
Baga Cement Works	Balaji Cement Works	Bela Cement Works
Village Baga, P.O. Kandhar, Tehsil Arki, Distt. Solan, Himachal Pradesh - 171102	Survey No. 99, Vill. + Post Budawada Mandal-Jaggaiahpet, District Krishna, Andhra Pradesh-521175	Jaypee Puram P.O. Jaypee Puram Distt. Rewa Madhya Pradesh - 486450
Dalla Cement Works	Dhar Cement Works	Gujarat Cement Works
SH-5, Kota Post: Dalla, Distt: Sonebhadra, Uttar Pradesh - 231207	Village: Tonki; Tehsil: Manawar Dist: Dhar Madhya Pradesh - 454446	P.O. Kovaya, Taluka: Rajula, District: Amreli, Gujarat – 365 541 Tel: 02794 – 283034 Fax:02794 – 283036
Hirmi Cement Works	Jafrabad Cement Works	Kotputli Cement Works
Village & Post: Hirmi Taluka: Simga, District: Baloda Bazar, Bhatapara, Chhattisgarh – 493 195 Tel:07726-281217-222 Fax: 07726-281572	P. B. No. 10, Village: Babarkot, Taluka: Jafrabad District: Amreli, Gujarat – 365 540 Tel: 02794-245103 Fax: 02794-245110	V & P. O. Mohanpura, Tehsil: Kotputli District: Jaipur, Rajasthan - 303 108 Tel: 01421-243702
Rajashree Cement Works	Rawan Cement Works	Reddipalayam Cement Works
Aditya Nagar, Malkhed Road Tehsil:Sedam, District.: Gulbarga Karnataka – 585 292 Tel: 08441-288888 Fax:08441-288624/ 288365	Village:Rawan, PO: Grasim Vihar, Tehsil: Simga, District: Baloda Bazar – Bhatapara, Chhattisgarh-493 196 Tel: 07726 – 288217/20 Fax: 07726 - 288215, 288209	Reddipalayam PO District: Ariyalur, Tamil Nadu – 621 704 Tel: 04329 - 249240 Fax:04329 - 249253
Sewagram Cement Works	Sidhi Cement Works	Vikram Cement Works
Village: Vayor, Taluka Abdasa, District: Kutch, Gujarat – 37 0511 Tel: 02831-279200 Fax: 02831-279279	Aditya Vihar, Majhigawan P.O. Bharatpur, Tehsil – Rampur Naikin, Sidhi – 486776, Madhya Pradesh	Vikram Nagar P.O.- Khor Tehsil - Jawad District: Neemuch Madhya Pradesh – 458 470 Tel: 07420 - 230554,230567 Fax: 07420 - 235524

Grinding Units:

Aligarh Cement Works Village: Kasimpur, Tehsil: Koel District: Aligarh Uttar Pradesh – 202127 Tel: 9105000 843-44	Arakkonam Cement Works Chitteri post, Arakkonam District: Vellore Tamil Nadu – 631 003 Tel: 04177 – 293111	Bagheri Cement Works Village - Pandiyana PO- Khillian Tehsil Nalagarh, Solan Himachal Pradesh – 174101
Bathinda Cement Works Behind G.H.T.P. Lehra Mohabbat, Tehsil – Rampuraphul, District: Bathinda, Punjab – 151 111 Tel: 0164-2863100-105	Dadri Cement Works Village: Ranuali Latiffpur, Post Vidyutnagar, Tehsil: Dadri, District: Gautambudh Nagar, Uttar Pradesh – 201 008 Tel: 0120-2809056	Dankuni Cement Works JL-80, Village: Panchghara, PO: Panchghara Bazar, PS: Chanditala District: Hooghly, West Bengal – 712 306 Tel.: 03212 - 223822
Ginigera Cement Works Gangavathi Road, Ginigera, District: Koppal, Karnataka – 583 228 Tel: 08539 - 286572	Hotgi Cement Works Near Railway Station, Hotgi, District: Solapur, Maharashtra - 413 215 Tel: 0217-2250303-05	Jhajjar Cement Works Village: Jharli, Tehsil: Matanhail, District: Jhajjar, Haryana – 124 106 Tel: 8221902800
Jharsuguda Cement Works Near Dhutra Railway Station, P.O. Arda, District: Jharsuguda, Odisha – 768 202 Tel: 06645-283161	Magdalla Cement Works Magdalla Port, Dumas Road, Surat, Gujarat – 395 007 Tel: 0261-2725175	Nagpur Cement Works Village: Ashti, Navegaon and Tarsa, Tehsil: Mauda, District: Nagpur, Maharashtra – 441 106 Tel: 7720037095 Extn.272
Panipat Cement Works Village: Karad, Israna Paradana Road, Israna, Panipat, Haryana – 132 107, Tel: 9992112031/32	Patliputra Cement Works Village: Shajahnapur, Near Sigariyawan Station, Daniyawana Hilsa Road, Patna – 801 305, Bihar.	Ratnagiri Cement Works MIDC Indl. Estate, Zadgaon Block, Ratnagiri, Maharashtra – 415 639 Tel: 02352-223997
Roorkee Cement Works Village- Nalheri Dehviran Tehsil - Roorkee Taluka Roorkee, Distt. Haridwar, Uttarakhand – 247668	Sikandrabad Cement Works 19-20, Industrial Area Post: Sikandrabad, Distt: Bulandshahr, Uttar Pradesh: 203205	Tanda Cement Works Post: Hussainpur Sudhana Tanda, Distt: Ambedkarnagar, Uttar Pradesh: 224190
Wanakbori Cement Works Village: Sangol, Post. Sonipur, Taluka: Thasra, District: Kheda, Gujarat – 388 245, Tel: 02699-232000	West Bengal Cement Works Near EPIP Plot, P.O - Rajbandh Muchipara, Durgapur, West Bengal – 713 212 Tel: 0343-2002488	

Bulk Terminals:

Birla Super Bulk Terminal	Cochin Bulk Terminal	Mangalore Bulk Terminal
Near Railway Station Veerapura Doddaballapur – 561 203 Dist. Bangalore, Rural, Karnataka Tel: 080-28020444	Survey No. 2578/4 Indira Gandhi Road, Willingdon Island, Cochin – 682 003, Kerala Tel: 04844-055229	Beach Road Panambur Mangalore – 575 010 Karnataka Tel: 0824-2408112
Navi Mumbai Bulk Terminal	Pune Bulk Terminal	Shankarpalli Bulk Terminal
Sector-1, Dronagiri Indl., Area Uran, Navi Mumbai – 400 707 Tel: 022-27241930	Tah-Haveli, Village: Peth Naygaon District: Pune, Maharashtra – 412 110 Tel: 020 – 20200023	Village: Fathepur, Shankarpalli Mandal, District: Rangareddy, Telangana – 501 203, Tel: 08517 – 201110

White Cement:

Birla White	Birla White Unit: Katni	Birla White Unit: GRC
Birla White Rajashree Nagar, P.O. Kharia Khengar Tehsil: Bhopalgarh, District: Jodhpur, Rajasthan – 342 606 Tel: 02920-264040/ 47 Fax: 02920-264225 / 264222	Village: Pati – Jharela, Post: Bijori, Tehsil: Badwara, Dist: Katni, Madhya Pradesh – 483 773 Tel: 07622-298001	Plot No.14, GIDC Estate Village: Manjusar Taluka: Savli Dist.: Vadodara Gujarat – 391 775 Tel: 02667-264380/81 Fax: 02667-264380/81

21. Investor Correspondence:

Registered Office	Registrar & Share Transfer Agent
UltraTech Cement Limited 'B' Wing, Ahura Centre, 2 nd Floor, Mahakali Caves Road, Andheri (East), Mumbai – 400 093 Tel: (022) 66917800 Fax: (022) 66928109 Email: sharesutcl@adityabirla.com ; kamal.r@adityabirla.com Contact Person: Mr. Kamal Rathi	Karvy Computershare Pvt. Ltd. Karvy Selenium, Tower B, Plot number 31 & 32, Financial District, Gachibowli, Nanakramguda Hyderabad – 500 032 Tel: +91 040 6716 2222 Fax: +91 40 2342 0814 Email: ultratech.ris@karvy.com Contact Person: Mr. Satish Poojary

E-mail for investor correspondence under SEBI requirements: sharesutcl@adityabirla.com

22. Other Useful Information for Shareholders:

Unpaid/Unclaimed Dividends:

Dividend warrants in respect of the dividend declared in July, 2017 have been despatched to the shareholders at the addresses registered with the Company. Those shareholders who have not yet received the dividend warrants may please write to the Company or its RTA for further information in this behalf. Shareholders who have not encashed the warrants are requested to do so by getting them revalidated from the Registered Office of the Company or its RTA.

Transfer of Unclaimed Equity Shares to Investor Education and Protection Fund (IEPF) Account:

In terms of the provisions of Section 124(5) of the Act, dividend which remains unpaid / unclaimed for a period of seven years from the date of declaration will be transferred to the IEPF.

Further, in terms of the provisions of the Investor Education and Protection Fund Authority (Accounting, Audit, Transfer and Refund) Rules, 2016 ("IEPF Rules"), equity shares in respect of which dividend has not been paid or claimed for seven consecutive years or more from the date of declaration will also be transferred to an account viz. IEPF Suspense Account, which is operated by the IEPF Authority pursuant to the IEPF Rules.

The Company had issued individual notices to all shareholders who have not claimed dividend for the last seven consecutive years. Further, notices were also published in newspapers on 15th November, 2016 and 3rd May, 2017 respectively. The Company has transferred ₹ 43,94,586 to the IEPF being the unclaimed/unpaid dividend for 2009-10 during the year.

In compliance with the aforesaid Rules, the Company has already transferred equity shares pertaining to the financial year 2009-10 to the IEPF Suspend Account, after providing necessary intimations to the relevant shareholders.

As required in terms of the Secretarial Standard on Dividend (SS-3), details of unpaid dividend account and due dates of transfer to the IEPF is given below:

Sr No	Financial Year	Due date of transfer to IEPF	Amount (₹ in crores)
1	2010-2011	14 th November, 2018	0.72
2	2011-2012	4 th November, 2019	1.01
3	2012-2013	2 nd October, 2020	1.18
4	2013-2014	10 th October, 2021	1.26
5	2014-2015	2 nd October, 2022	1.30
6	2015-2016	24 th September, 2023	1.49
7	2016-2017	22 nd September, 2024	1.83
Total			8.79

Shareholders, who have so far not encashed their dividend relating to the financial year 2010-11 are requested to do so by 10th August, 2018, by writing to the Secretarial Department at the Registered Office of the Company or to the RTA, failing which the dividend and the equity shares relating thereto will be transferred to the IEPF and the IEPF Suspend Account respectively.

Details of unpaid / unclaimed dividend and equity shares for the financial year 2009 – 10 are uploaded on the website of the Company as well as that of the Ministry of Corporate Affairs, Government of India ("MCA"). No claim shall lie against the Company in respect of unclaimed dividend amount and equity shares transferred to the IEPF and IEPF Suspend Account, respectively, pursuant to the IEPF Rules. Members can however claim both the unclaimed dividend amount and the equity shares from the IEPF Authority by making applications in the manner provided in the IEPF Rules.

Unclaimed shares in physical form:

Regulation 39(4) of the Listing Regulations provide the manner of dealing with the shares issued in physical form pursuant to a public issue or any other issue, which remains unclaimed with the Company. In compliance with the provisions of the Regulation, the Company has sent three reminders to the shareholders whose share certificates are lying unclaimed.

Disclosure in terms of Regulation 39(4) of the Listing Regulations:

• Aggregate number of shareholders and the outstanding shares lying in the Unclaimed Suspend Account as at 1 st April, 2017.	16,713 shareholders holding 3,16,667 equity shares.
• Number of shareholders who approached the issuer for transfer of shares from Unclaimed Suspend Account during the year.	101 shareholders holding 4,323 equity shares.
• Number of shareholders to whom shares were transferred from the Unclaimed Suspend Account during the year.	101 shareholders holding 4,323 equity shares.
• No. of shareholders whose shares were transferred to IEPF account pursuant to MCA circular dated 5 th September, 2016	13,478 shareholders holding 2,07,163 Equity Shares
• Aggregate number of shareholders and the outstanding shares lying in the Unclaimed Suspend Account as at 31 st March, 2018.	3,134 shareholders holding 1,05,181 equity shares.

ECS/ NECS Facility

The Company uses "Electronic Clearing Service" (ECS) facility for remitting dividend to its shareholders wherever available. In terms of a notification issued by the Reserve Bank of India, with effect from 1st October, 2009, remittance of dividend through ECS is replaced by "National Electronic Clearing Service" (NECS). Banks have been instructed to move to the NECS platform. The

advantages of NECS over ECS include faster credit of remittance to the beneficiary's account, coverage of more bank branches and ease of operations. NECS essentially operates on the new and unique bank account number, allotted by banks post implementation of Core Banking Solutions (CBS) for centralised processing of inward instructions and efficiency in handling bulk transactions. To enable remittance of dividend through NECS, members are requested to provide their new account number allotted to them by their respective banks after implementation of CBS. The account number must be provided to the Company or its RTA in respect of shares held in physical form and to the Depository Participants in respect of shares held in electronic form. The SEBI vide its Circular dated 21st March, 2013 provided that companies making cash payments to its investors shall use approved electronic mode of payment such as ECS, NECS, NEFT etc. To enable usage of electronic payment instruments, companies are required to maintain requisite bank details of their investors:

- For securities held in electronic form, companies shall seek relevant bank details from the Depositories.
- For securities held in physical form, companies shall maintain updated bank details of its investors.

Share Transfer / Dematerialisation

1. Share transfer requests are acted upon within 12 days from the date of their receipt at the Share Department. In case no response is received from the Company within 15 days of lodgement of transfer request, the lodger should immediately write to the Company or its RTA with full details so that necessary action could be taken to safeguard interest of the concerned against any possible loss / interception during postal transit.
2. Dematerialisation requests duly completed in all respects are normally processed within 7 days from the date of their receipt at the Company or its RTA.
3. Equity Shares of the Company are under compulsory demat trading by all investors. Considering the advantages of scripless trading, shareholders are requested to consider dematerialization of their shareholding so as to avoid inconvenience in future.

4. The equity shares of the Company have been admitted with the National Securities Depository Limited (NSDL) and Central Depository Services (India) Limited (CDSL) bearing ISIN No. **INE481G01011**.

Correspondence with the Company

Shareholders / Beneficial Owners are requested to quote their Folio Number / DP & Client ID Numbers as the case may be, in all correspondence with the Company. All correspondence regarding shares & debentures of the Company should be addressed to the Company or its RTA.

Non-Resident Shareholders

Non-resident shareholders are requested to immediately notify:

- Indian address for sending all communications, if not provided so far;
- Change in their residential status on return to India for permanent settlement;
- Particulars of their NRE Bank Account with a bank in India, if not furnished earlier.

Others

1. In terms of the Regulations of NSDL and CDSL, the bank account details of Beneficial Owners of shares in demat form will be printed on the dividend warrants as furnished by the Depository Participants ("DP"). The Company will not entertain any request for change of bank details printed on their dividend warrants. In case of any changes in your bank details please inform your DPs immediately.
2. Shareholders holding shares in physical form are requested to notify to the Company or its RTA, change in their address / pin code number and Bank Account details promptly by written request under the signatures of sole / first joint holder. Beneficial Owners of shares in demat form are requested to send their instructions regarding change of name, change of address, bank details, nomination, power of attorney, etc. directly to their DPs as the same are maintained by the DPs.
3. To prevent fraudulent encashment of dividend warrants, shareholders are requested to provide their bank

account details (if not provided earlier) to the Company or its RTA (if shares held in physical form) or to DPs (if shares held in electronic form), as the case may be, for printing of the same on their dividend warrants.

4. In case of loss / misplacement of shares, shareholders should immediately lodge a FIR / Complaint with the Police and inform the Company or its RTA along with original or certified copy of FIR / Acknowledged copy of Police complaint.
5. For expeditious transfer of shares, shareholders should fill in complete and correct particulars in the transfer deed. Wherever applicable, registration number of Power of Attorney should also be quoted in the transfer deed at the appropriate place.
6. Shareholders are requested to keep record of their specimen signature before lodgement of shares with the Company to obviate possibility of difference in signature at a later date.
7. Section 72 of the Companies Act, 2013 extends nomination facility to individuals holding shares in physical form in companies. Shareholders, particularly those holding shares in single name, should avail of the above facility by furnishing the particulars of their nominations in the prescribed Nomination Form which can be obtained from the Company or its RTA or download the same from the Company's website.
8. Shareholders are requested to give us their valuable suggestions for improvement of our investor services.
9. Addresses of the redressal agencies for investors to lodge their grievances:

Ministry of Corporate Affairs (MCA)

'A' Wing, Shastri Bhawan,
Rajendra Prasad Road,
New Delhi – 110 001
Tel.: [011] 23384660, 23384659 Web: www.mca.gov.in

Securities and Exchange Board of India (SEBI)

Plot No.C4-A, 'G' Block,
Bandra Kurla Complex,
Bandra (East),
Mumbai – 400 051
Tel.: [022] 26449000/40459000
Fax: [022] 26449019-22
Web: www.sebi.gov.in

Stock Exchanges:

BSE Limited (BSE)

Phiroze Jeejeebhoy Towers, Dalal Street,
Mumbai – 400 001
Tel.: [022] 22721233/34
Fax: [022] 22721919
Web: www.bseindia.com

National Stock Exchange of India Limited (NSE)

Exchange Plaza, Plot No. C/1, 'G' Block,
Bandra Kurla Complex, Bandra (East),
Mumbai – 400 051
Tel.: [022] 26598100-8114
Fax: [022] 26598120
Web: www.nseindia.com

Depositories:

National Securities Depository Limited (NSDL)

Trade World, 'A' Wing, 4th & 5th Floors,
Kamala Mills Compound, Lower Parel,
Mumbai – 400 013
Tel.: [022] 24994200
Fax: [022] 24976351
Web: www.nsdl.co.in

Central Depository Services (India) Limited (CDSL)

Marathone Futurex, A-Wing, 25th Floor,
N. M. Joshi Marg,
Lower Parel, Mumbai – 400 013
Tel.: [022] 2305 8640
Web: www.cdsindia.com

SOCIAL REPORT

Towards Inclusive Growth

In its march towards poverty alleviation, we as a nation have made phenomenal progress. Our Government with a sense of resoluteness has ushered in transformative high impact projects to lift people living at the bottom of the pyramid. Governance and reformist policies at the development level have helped make an enormous difference to them.

We in the Aditya Birla Group, have been and continue to be absolutely committed to inclusive growth. We also reaffirm our pledge to the Global Sustainable Development Goals to end poverty in all its dimensions and help work towards an "equal, just and secure" society.

Through the Aditya Birla Centre for Community Initiatives and Rural Development, we are engaged in 5,000 villages, reaching out to 7.5 million people. Of this, UltraTech reaches out to 1.5 million people across 480 villages spanning 15 States. Our focus is on healthcare, education, sustainable livelihood, infrastructure and social reform.

Rajashree Birla

Chairperson

Aditya Birla Centre for Community Initiatives and Rural Development

At UltraTech, our CSR engagement is concentrated in Gujarat, Rajasthan, Maharashtra, Madhya Pradesh, Chhattisgarh, Karnataka, Andhra Pradesh, Tamil Nadu, Uttar Pradesh, Odisha, West Bengal, Haryana, Punjab, Bihar and Himachal Pradesh.

Health Care

To provide healthcare facilities, we held 238 rural medical and awareness camps and 42 speciality camps. Health check-ups were conducted for ailments such as malaria, diarrhoea, diabetes, hepatitis, arthritis, skin diseases,

gynaecological disorders and cardiac related issues. Our rural mobile medical van services complemented these efforts. More than 174,820 villagers availed of our healthcare services.

The Company has 8 hospitals. These are located at Khor (Madhya Pradesh); Shambhupura and Kharia Khangar (Rajasthan); Kovaya, Jafrabad and Sewagram (Gujarat); Rawan (Chhattisgarh) and Malkhed (Karnataka). More than 67,594 underserved patients were treated at our hospitals.

At our eye camps 12,256 persons were treated. Of these 3,064 patients from 2 districts of Madhya Pradesh, 6 districts of Rajasthan, one district each of Maharashtra, Karnataka and West Bengal were operated for cataract. Intra-ocular lens were fitted for their vision. The teams also distributed 3,834 spectacles to better the eyesight of senior citizens.

At dental check-up camps and school health camps majorly organised in the locations near Kharia Khangar, Awarpur (Maharashtra), Tadipatri (Andhra Pradesh), Malkhed, Khor, Kovaya, Reddipalayam (Tamil Nadu), Dankuni (West Bengal), Shahjahanpur (Uttar Pradesh) and Hirmi (Chhattisgarh) 3,883 persons were treated.

At blood donation camps, we garnered 2,357 donors in Ginigera



(Karnataka), Jafrabad, Kovaya, Khor, Hirmi, Kharia Khangar and Reddipalayam.

Furthermore, we treated 1,677 people through alternate therapies i.e. Yoga, Homeopathy and Ayurveda at Hirmi, Kovaya and Jafrabad.

Mother and Child Health Care

In collaboration with the District Health Department, our mother and child healthcare project served 10,000 women (antenatal, post-natal care, mass immunisation, nutrition and escort services for institutional delivery). Over 186,000 children were immunised against polio, BCG, DPT and Hepatitis-B across the Company's Units.

Our focused programme on adolescent health care covered 2,397 girls at the Government's Girls High Schools and Kasturba Gandhi Balika Vidyalayas.

Our intensive motivational drive towards responsible family raising led to 1,045 villagers going in for planned families across 13 locations.

Safe Drinking Water and Sanitation

We have installed 3 Reverse Osmosis (RO) plants in Awarpur, Kharia Khangar and Kotputli, totalling 22 RO plants up until now. These provide safe drinking water to 30,000 villagers. Additionally, this year we have provided pipelines, dug bore wells, instituted overhead tanks and other channels to supply potable water. This is looked upon as a boon by 80,000 villagers who now have access to safe drinking water.

In collaboration with the Swachh Bharat Abhiyan, 500 individual toilets and sanitation facilities at 100 schools were set-up. In all 32 villages (17 in Rajasthan, 10 in Gujarat and 5 in Maharashtra), have achieved the Open Defecation Free (ODF) status as a result of our intervention.

Education

We extend support to 250 Anganwadis at Rawan, Hirmi, Kotputli, Khor, Reddipalayam, Malkhed, Tadipatri, Durgapur (West Bengal), Kovaya, Jharsuguda (Odisha), Arrakonam (Tamil Nadu), Aligarh (Uttar Pradesh), Magdalla (Gujarat), Bela (Madhya Pradesh) and Sewagram. More than 6,345 children are enrolled at these Anganwadis.

Under the Sarva Siksha Abhiyan (SSA) programme, we have tied up with 54 primary schools across our Units. Over 31,029 students in these schools have received technical

support, study materials, school bags and uniforms. At Dalla in eastern Uttar Pradesh and Bela and Baghwar in eastern Madhya Pradesh the development initiatives have brought hope and confidence in the students and teachers of Government schools.



Over 4,271 children from schools were accorded scholarships. We reached out to 12,756 children, through our campaign for enrolment – Shala Praveshotsav. Our special coaching classes and career counselling programmes at Malkhed, Kovaya, Jafrabad, Kotputli, Kharia Khangar, Reddipalayam, Shambhupura and Awarpur, covered 39,665 students.

At Rawan, Malkhed, Khor, Hirmi, Shambhupura, Ratnagiri, Magdalla, Kovaya, Jhajjar (Haryana), Pune (Maharashtra), Awarpur, Sewagram and Kharia Khangar we ran 6-monthly computer literacy programmes. These were attended by 3,866 students from the hinterland.

At Reddipalayam, Kotputli, Rawan, Awarpur and Shambhupura, our talent search programmes, attracted 6,826 students.

Our special coaching to 1,650 children (10 years old) for the Government's Navodaya programme is much sought after at Rawan, Hirmi, Jharsuguda and Kotputli. The entrance exam is a very tough one. So far 40 children whom we have coached have been selected. Over 70% of the 1,650 children come from the homes of the poor.

Libraries set up in villages across our areas of operation are popular with 22,000 students.

The Smart Class Computer Project 'Utkarsh' run in collaboration with the Government of Rajasthan in Kharia Khangar, has benefitted 22,100 children. A similar initiative at Khor covered 550 children across 5 schools.

The Sarva Shiksha Abhiyaan supported Kasturba Ballika Vidyalayas at Malkhed, Reddipalyam, Kharia, Jafrabad, Kovaya and Tadipatri are making good progress.

Our programmes to support the visually challenged at two residential schools at Kovaya and Malkhed are gaining traction, as is the child centre for special children at Reddipalayam.

More than 1,403 women in the 25 - 60 age group actively participate in our functional literacy programmes in 18 villages surrounding Khor, Durgapur, Jafrabad, and Malkhed.

Facilities such as school transport and other support systems continue, benefitting 32,472 students.

At Shambhupura, we have converted 20 schools into model schools. School infrastructure, library and teaching tools have been contemporised. Collectively the student population is over 2,450.

Sustainable Livelihood

To boost agricultural and horticultural activities and help farmers reap a rich harvest, we reach out to 8,000 farmers across UltraTech's operations. Farmer training programmes to enable them be in sync with the most modern agricultural practices, demonstration plots, soil testing, providing quality seeds, tutoring them in inter-cropping, field visits to the Rishi Vigyan Kendra's, forms the spectrum of our work. We have set up demonstration plots in wastelands for practicing method demonstration in horticulture and pasture. Given that this requires low input farming, small farmers are much benefitted.

We promote farmers' clubs for networking and knowledge. Alongside, procuring healthy milch cattle, organising veterinary camps, artificial insemination are part of our



endeavours that have and continue to make a remarkable difference to the life of farmers.

Furthermore, in solidarity with the Green Energy movement, we continue to maintain 121 biogas plants at Jafrabad, Kovaya and Neemuch.

Under the social forestry programme, we continue to sponsor plantations beside the roads, wastelands and farm boundaries through distributing saplings and tree plantation.

The construction of water harvesting structures at Sewagram, Sambhupura, Kharia, Jafrabad and Nagpur will enable water availability during the drought caused distress period for a population of more than 24,000.

Animal Husbandry

This year 47,175 animals were immunised in veterinary camps held at our Units.

At the Navjeevan Gaushala set up by us at Kharia Khangar, we continue to look after 710 stray cows and oxen.

Our collaborative project with BAIF for integrated breed programme at our Kovaya, Jafrabad, Wanakbori (Gujarat) and Khor have resulted in enhancing the income of the farmers through much higher milk output from the cattle.

Vocational Training

Vocational skills training is provided by all of our Units. More than 4,500 people have been trained.

In the recent past, Birla White in Rajasthan has widened its Applicator's Training Programme to include women and unskilled construction workers. Over the last 5 years

we have trained more than 8,000 people, including 1,100 women in the specialised application of Birla White putty. This year we trained 500 applicators.

At Rajashree Cement's (Karnataka) Kagina Industrial Training Centre annually 150 students are trained to become electricians, fitters, mechanics and welders. Successful students are absorbed in the industries around this location and beyond.

Self Help Group (SHG)

The 840 SHGs set-up by us empower 7,940 households economically and socially. Most of the SHGs have been linked with various economic centres. Women are engaged in a series of income generation activities. The carpet centre at Khor, which we had set-up over a decade ago is now an independent high quality carpet making center. All of its carpets are exported to the developed countries via business linkages.

Infrastructure Development

We support infrastructure development by helping construct approach roads, community halls and assets, public rest places, solar lights and maintaining bathing ghats. This activity is undertaken pan UltraTech plants.

More than 717,331 people across all our Units have gained better facilities.

Espousing Social Causes

Yet another aspect of our work includes bringing in a social reform through behavioural changes. So we work with communities on issues such as child labour, illiteracy, child marriages, the marginalisation and abuse of the girl child and women, alcoholism and poor hygiene, among others.

Sports, cultural programmes, celebration of national events are encouraged by us.

Every year at mass marriage programmes in Kovaya, Jafrabad, Hirmi, and Rajashree Cement, nearly 200 couples get married.



Our social cultural programmes touched more than 298,620 people.

Accolades

In recognition of our CSR work, several accolades were bestowed upon us. These include:

- The Ministry of Industries & Labour, Government of Rajasthan's CSR Awards: Birla White, Rajasthan for significant contribution in the field of "education" and Aditya Cement, Rajasthan for outstanding work in "sustainability & livelihood and education".
- The Gujarat State CSR Award 2018 for Sustainable and Impactful CSR Projects: Gujarat Cement Works.
- Punjab and Haryana Chamber of Commerce and Industries – 2nd CSR India International Conclave: CSR Excellence Award: Rawan Cement Works, Chhattisgarh.
- 3rd CII Water Innovation Award: Vikram Cement Works, Madhya Pradesh.

Our Investment

For the year 2017-18, our CSR spend was ₹ 60.71 crores, which is over 2% of our net profit. In addition, we mobilised ₹ 22.80 crores through the various schemes of the Government, acting as catalysts for the community.

Our Board of Directors, our Management and our colleagues across the Company are committed to inclusive growth.

SUSTAINABILITY AND BUSINESS RESPONSIBILITY REPORT



Building Sustainable Businesses at the Aditya Birla Group:

At the Aditya Birla Group, we endeavour to become the leading Indian conglomerate for sustainable business practices across our global operations. We define a “Sustainable Business” as one that can continue to survive and thrive within the growing needs and tightening legal and resource constraints of a “Sustainable World”. We believe that this means that as we go forward towards the constrained operating environments of 2030 and 2050 that for a continued “Sustainable World” it can increasingly only contain “Sustainable Businesses”.

To achieve our Group vision, we are innovating away from the traditional sustainability models to one consistent with our vision to build sustainable businesses capable of operating in the next three decades. It is in our own interests to mitigate our own impact in every way we can as this is a direct assistance to creating a sustainable planet. It also prepares us for further mitigation and the need to adapt to a world that is a full two degrees or even three or four hotter than today.

We began our quest with the question, “If everyone and every business followed the law as written today, is the planet sustainable?” We quickly concluded that around the year 2050, when the Earth’s population reaches an estimated 9 billion, climate change, water scarcity, pollution, biodiversity loss and an overload of waste, if left unchecked, would set the planet on a possibly irreversible unsustainable course. It is therefore intuitive that leaders must find ways to transform industries such that international bodies can codify and governments can legislate over time to reduce the damage and it is imperative that the Aditya Birla Group remains ahead of the curve.

The first step of our programme to build sustainable businesses is focused on increasing the capability of our business management systems. Under this programme called “Responsible Stewardship” we try to move from merely complying with current legal standards to conforming to the international standards set by the global bodies of the International Finance Corporation (IFC), the Organisation for Economic Cooperation and

Development (OECD), the International Standards Organisation (ISO), Occupational Health and Safety Advisory Services (OHSAS), the Global Reporting Initiative (GRI), the Forestry Stewardship Council and others. To support our businesses in this endeavour, we have created the Aditya Birla Group's Sustainable Business Framework of Policies, Technical Standards, and Guidance Notes to give our leaders, managers, employees and contract employees the chance to train, learn, understand, and apply improvement techniques to help our businesses reach higher standards of performance. Our Group Sustainable Business Framework is currently certified to 14 international standards (<http://sustainability.adityabirla.com/>) So far, we have had much success with respect to reductions in accidents, energy use, water use, and have implemented our first Biodiversity plans. Our programme to achieve the World Business Council for Sustainable Development's Water and Sanitation and Hygiene pledge (WASH) to ensure that we provide safe drinking water, sanitation and hygiene in all our operations has resulted in our building over 600 new bathrooms, many for women and differently abled people. Each of these achievements helps reduce and mitigate our impact on the planet and are imperative to building the sustainable business platform for our future.

If we are to create fully sustainable business models and systems for the future then "Responsible Stewardship" by itself is not enough. We need other components to help us with a greater transformation. We need to understand the global mega-trends and their effect on us; geographically, physically, technologically and how the legal system (including regulations and tax) will need to change in order to motivate business to create a sustainable world. Our performance will need to be improved further to meet the changes needed to mitigate and adapt to these External Factors. By talking to our Strategic Stakeholders knowledgeable in these issues, we can scan the horizon to better understand their likely risk to our business. With this information, we enhance our business models, strategies and risk profiles in order to "Future Proof" them and our value chains in the medium to long term. Since only "Sustainable" business can exist in a Sustainable World then a Sustainable Value Chain can also only contain these businesses and so it becomes imperative to map our value chains to look for vulnerabilities. Our goal is to create not

only Sustainable Businesses but also Sustainable Value Chains of which we can be a key member. We are helping our leaders to understand which external changes might heavily influence our value chains and business models in the future and what might be expected of our products and brands. For example, the world will need businesses that are able to mitigate and adapt to climate change, with robust and sustainable supply chains that are also impervious to all external forces that will inevitably begin to affect us in the future. To build sustainable businesses will take time, particularly when we consider some of our very complex value chains but by pushing to be a leader today, we are giving our businesses the best possible chance of achieving long-term success not only for ourselves but also for our value chains and hence for our planet.

At UltraTech ("the Company"), we are committed to align the business strategy with the Aditya Birla Group's sustainability vision.

Safety is an indelible part of the Company's core values and is a business imperative. The Company engaged DuPont, a global leader in sustainability solutions, to introduce and instil a comprehensive safety culture in the Company which has resulted in a marked improvement in incidents rate. While we strive hard towards embedding a culture of high safety at our Units, we also have systems and processes in place to enable safer operations. Occupational Health and Safety (OHS) impacts are identified, assessed and addressed through our integrated HSE management system, which conforms to global guidelines such as the CSI protocol, OHSAS 18001 and SA 8000.

Our 29 critical standards for safety are mandatory at all our facilities.

On **Climate change** the Company is aware of its dual responsibility to the environment and to the nation's progress. The key priorities are energy efficiency, waste heat recovery, use of alternative materials & fuel and generation of renewable energy. The Company annually reports its emissions performance through sustainability reports, CSI dashboard and the Climate Disclosure Project (CDP). The Company has implemented various initiatives to improve its environmental performance related to NOx, SOx and dust emissions and continuously monitors the same. Specific CO₂ emissions have come down by around 24% since 1990. With respect to energy efficiency, we have overachieved the target set by the Government of India for

the first Perform, Achieve and Trade (PAT) cycle and are moving ahead for the next phase of the cycle.

The Company responds to Climate Change Challenge by new product development, increasing absorption by securing availability and overcoming technical constraints; improving energy efficiency; transport and logistics optimisation, waste to-energy recovery and strategic long-term plan for GHG emissions reduction and mitigation linked to planned business growth.

The Company received 2.18¹ times water positive certification for operations during 2016-17. The Company has been increasing its focus on water management over the years. The business continues to reduce the water footprint of its operations, and promotes responsible water management in partnership with various government bodies and other local stakeholders. All of our units are zero water discharge plants. All initiatives are undertaken in the best interest of the communities around its units. The Company tracks water withdrawal, consumption, reuse, recycling and discharge. It also endeavours to save water by constructing water harvesting structures and employing water-efficient techniques. It works extensively on community-level integrated watershed management projects that benefit the local communities through improvement of ground water recharge, enhancement of ground water levels, increased farm output and income levels. Community-level water interventions include check dams, pond desiltation or deepening, rainwater harvesting, and groundwater recharge.

Waste Management - Across its operations, the Company does not import or export waste which has been deemed hazardous under Basel Convention. Industrial waste is used as alternative fuel which serves a dual purpose of reducing the requirement of natural raw materials without compromising on the product quality and moderating carbon footprint. Alternative materials like fly ash, chemical gypsum and slag which help in conserving natural raw materials are used for cement production. Currently, such alternative material constitutes around 14% of the Company's total raw material use.

Air Pollution - Over time the Company has developed robust management and monitoring systems to measure air emissions. Data on specific emissions is reported as per CSI (Cement Sustainability Initiative) which helps in designing the Company's strategy and policy towards low emission production process. Initiatives in place to reduce NOx emission include:

- ❖ Raw mix, coal residue and process optimisation.
- ❖ Burner management - conversion of old burner with low NOx burner.
- ❖ Low NOx calciner selection for new plant and modification in old calciner for incorporation of low NOx feature.

New technology low NOx burners have been commissioned at nine of the Company's Units, the performance of which was evaluated and established.

¹. The assessment includes all UltraTech integrated units, grinding units and bulk terminals in India basis the data for the fiscal year 2016-17.

BUSINESS RESPONSIBILITY REPORT

Section A: General Information about the Company

1.	Corporate Identity Number (CIN) of the Company	L26940MH2000PLC128420											
2.	Name of the Company	UltraTech Cement Limited											
3.	Registered address	B Wing, Ahura Centre, 2 nd Floor, Mahakali Caves Road, Andheri (East), Mumbai 400 093											
4.	Website	www.ultratechcement.com											
5.	E-mail id	brr.utcl@adityabirla.com											
6.	Financial Year reported	1 st April, 2017 to 31 st March, 2018											
7.	Sector(s) that the Company is engaged in (industrial activity code-wise)	<table><tr><th>Group</th><th>Class</th><th>Sub Class</th><th>Description</th></tr><tr><td>239</td><td>2394</td><td>23941 23942</td><td>Manufacture of cement</td></tr></table>				Group	Class	Sub Class	Description	239	2394	23941 23942	Manufacture of cement
Group	Class	Sub Class	Description										
239	2394	23941 23942	Manufacture of cement										
8.	List three key products/services that the Company manufactures/provides (as in balance sheet)	(i) Ordinary Portland and Portland Pozzolana Cement (ii) Ready-Mix Concrete (iii) White Cement											
9.	Total number of locations where business activity is undertaken by the Company	<p>i. Number of International Locations (Provide details of major 5):</p> <ul style="list-style-type: none">• United Arab Emirates• Sri Lanka• Bahrain• Bangladesh <p>ii. Number of National Locations:</p> <p>19 Integrated Cement Units; 20 Grinding Units; 1 White Cement Unit; 2 Wall Care Putty; 6 Bulk Terminals; over 110 Ready Mix Concrete Units, Registered Office and Zonal Marketing Offices</p>											
10.	Markets served by the Company	<table><tr><th>Local</th><th>State</th><th>National</th><th>International</th></tr><tr><td>√</td><td>√</td><td>√</td><td>√</td></tr></table>				Local	State	National	International	√	√	√	√
Local	State	National	International										
√	√	√	√										

Section B: Financial Details of the Company

1.	Paid-up Capital (INR)	₹ 275 crores
2.	Total Turnover (INR)	₹ 29,363 crores
3.	Total Profits after taxes (INR)	₹ 2,231 crores
4.	Total Spending on Corporate Social Responsibility (CSR) as percentage of profit after tax (%)	The Company has spent ₹ 60.71 crores during financial year 2017-18, which is more than 2% of the average profit after taxes in the previous three financial years.
5.	List of activities in which expenditure in 4 above has been incurred	a. Education b. Health Care c. Women empowerment d. Sustainable Livelihood e. Infrastructure Development f. Social Welfare

Section C: Other Details**1. Does the Company have any Subsidiary Company/ Companies?**

Yes, the Company has 8 (eight) subsidiaries - 4 (four) domestic and 4 (four) foreign.

2. Do the Subsidiary Company/Companies participate in the BR Initiatives of the parent company? If yes, then indicate the number of such subsidiary company(s):

The Business Responsibility initiatives of the parent Company apply to its subsidiaries.

3. Do any other entity/entities (e.g. suppliers, distributors etc.) that the Company does business with, participate in the BR initiatives of the Company? If yes, then indicate the percentage of such entity/entities? [Less than 30%, 30-60%, More than 60%]:

Other entities viz. suppliers, distributors etc with whom the Company does business, do not participate in the Business Responsibility initiatives of the Company.

Section D: BR Information**1. Details of Director/Directors responsible for BR****a) Details of the Director/Director responsible for implementation of the BR policy/policies**

DIN Number	00017572
Name	Mr. K. K. Maheshwari
Designation	Managing Director

b) Details of the BR head

Sr. No.	Particulars	Details
1.	DIN Number (if applicable)	N.A.
2.	Name	Mr. K. C. Jhanwar
3.	Designation	Deputy Managing Director and Chief Manufacturing Officer
4.	Telephone number	022 66917800
5.	e-mail id	brr.utcl@adityabirla.com

2. Principle-wise (as per NVGs) BR Policy/policies (Reply in Y/N)**The 9 principles are:**

P1	Businesses should conduct and govern themselves with Ethics, Transparency and Accountability.
P2	Businesses should provide goods and services that are safe and contribute to sustainability throughout their life cycle.
P3	Businesses should promote the wellbeing of all employees.
P4	Businesses should respect the interests of and be responsive towards all stakeholders, especially those who are disadvantaged, vulnerable and marginalised.
P5	Businesses should respect and promote human rights.
P6	Businesses should respect, protect and make efforts to restore the environment.
P7	Businesses, when engaged in influencing public and regulatory policy, should do so in a responsible manner.
P8	Businesses should support inclusive growth and equitable development.
P9	Businesses should engage with and provide value to their customers and consumers in a responsible manner.

(a) Details of compliance:

Sr. No.	Questions	P1	P2	P3	P4	P5	P6	P7	P8	P9
1.	Do you have a policy / policies for...	Y	Y	Y	Y	Y	Y	Y	Y	Y
2.	Has the policy being formulated in consultation with the relevant stakeholders?	Y	Y	Y	Y	Y	Y	Y	Y	Y
3.	Does the policy conform to any national / international standards? If yes, specify?	—								
4.	Has the policy being approved by the Board? If yes, has it been signed by MD/ Owner / CEO/ appropriate Board Director?	Y	Y	Y	Y	Y	Y	Y	Y	Y
5.	Does the company have a specified committee of the Board / Director / Official to oversee the implementation of the policy?	Y	Y	Y	Y	Y	Y	Y	Y	Y
6.	Indicate the link for the policy to be viewed online?	view restricted to employees								
7.	Has the policy been formally communicated to all relevant internal and external stakeholders?	The policies have been communicated to key internal stakeholders of the Company. The communication is an on-going process to cover all stakeholders.								
8.	Does the company have in-house structure to implement the policy / policies.	Y	Y	Y	Y	Y	Y	Y	Y	Y
9.	Does the Company have a grievance redressal mechanism related to the policy/policies to address stakeholders' grievances related to the policy/policies ?	Y	Y	Y	Y	Y	Y	Y	Y	Y
10.	Has the company carried out independent audit / evaluation of the working of this policy by an internal or external agency ?	The Company publishes a Sustainability Report which is GRI G4 compliant and covers policies mentioned herein. The Report is assured by an independent certifying agency.								

(b) If answer to S. No.1 against any principle, is 'No', please explain why: (Tick up to 2 options)

S.No.	Questions	P 1	P2	P3	P4	P5	P6	P7	P8	P9
1.	The Company has not understood the Principles	Not Applicable								
2.	The Company is not at a stage where it finds itself in a position to formulate and implement the policies on specified principles									
3.	The Company does not have financial or manpower resources available for the task									
4.	It is planned to be done within next 6 months									
5.	It is planned to be done within the next 1 year									
6.	Any other reason (please specify)									

3. Governance related to BR

- (a) **Indicate the frequency with which the Board of Directors, Committee of the Board or CEO to assess the BR performance of the Company. Within 3 months, 3-6 months, Annually, more than 1 year**

The Business Responsibility performance of the Company is assessed periodically by the management.

- (b) **Does the Company publish a BR or a Sustainability Report? What is the hyperlink for viewing this report? How frequently it is published?**

The Company publishes its Sustainability Report annually. The Report is compliant with the GRI G4 guidelines. The Report is assured by an independent certifying agency and will be available on the website of the Company – www.ultratechcement.com.

Section E: Principle-wise performance

Principle 1 – Businesses should conduct and govern themselves with Ethics, Transparency and Accountability

1. **Does the policy relating to ethics, bribery and corruption cover only the Company? Yes/ No. Does it extend to the Group/Joint Ventures/ Suppliers/ Contractors/NGOs /Others?**

The Company's governance structure guides the organisation keeping in mind the core values of Integrity, Commitment, Passion, Seamlessness and Speed. The Corporate Principles and Code of Conduct cover the Company and its subsidiaries and is applicable to all the employees of the Company and its subsidiaries.

2. **How many stakeholder complaints have been received in the past financial year and what percentage was satisfactorily resolved by the management? If so, provide details thereof, in about 50 words or so.**

No complaints were received during the year.

Principle 2 – Businesses should provide goods and services that are safe and contribute to sustainability throughout their life cycle.

1. **List upto 3 of your products or services whose design has incorporated social or environmental concerns, risks and/or opportunities.**

The Company is strategically focusing on development of products and services that help customers build

sustainable structures which are more durable, more resource-efficient, more cost-effective and more conducive to human lifestyle. We manufacture a range of products that cater to construction needs from foundation to finish. These include Ordinary Portland Cement (OPC), Portland Blast Furnace Slag Cement (PSC), Portland Pozzolana Cement (PPC), Portland Pozzolana Cement Super (PPCS), White Cement and White Cement based Products, Ready Mix Concrete including Specialty Concrete, building products like AAC blocks and jointing mortars and a host of others in Retail Formats. We are continuously striving for developing products which are greener in nature and less resource intensive.

For manufacturing blended cements (PPC, PSC and PPCS), we use waste materials such as fly ash and slag that helps in the substitution of natural resources such as limestone. These cements are also less carbon and energy intensive.

Our Building Products Division (BPD) also manufactures number of products which are smarter in nature and help in saving natural resources. Some of these are listed below:

- Super Stucco (a self-curing-no water curing plaster)
- Power Grout (a self-curing industrial grout for anchoring / grouting applications)
- Seal & Dry – water proofing systems which helps in water conservation (arresting leakages) in water storage tanks, canals, thus preserving water. The water proofing system is also developed with "Food grade" certification so that the water stored is fit for potable usages.
- Repair mortars and concrete in the name of Basekrete and Microkrete also are self-curing (no water curing required) variants, which are used in repairs of buildings.
- C'retePro a liquid system for mortar and concrete modifier, which also reduces the water intake into the cement mixes used for preparing mortars, plasters and concrete (10-15% water reduction possible)

In addition to the above, other sustainable products such as Xtralite (AAC blocks) and Readiplast are also catering to our customers.

Some of our BPD products are also listed in the Indian Green Building Council Directory of green products under the category of energy efficiency and

low emitting materials. White Cement, Wall Care Putty, Textura & Level Plast have been recognised by Indian Green Building Council (IGBC) for use in Green Building.

UltraTech RMC has introduced Concrete Recycling Plant and Filter Press (UltraTech is the first cement Company to use in Indian RMC sector). This has helped us to reduce the water from 318 Ltr/ Cum to 314 Ltr / Cum in last 4 years. We also supply pervious concrete which is concrete for flatwork application that allows water from precipitation or other sources to pass through, thereby reducing the runoff and ensuring recharge of ground water.

We are focusing on different options to reduce our carbon footprint and other emissions such as replacing traditional fuels with alternative fuels, improving energy efficiency of our products, using clinker additives, implementing waste heat recovery systems wherever possible. This will eventually reflect in lower carbon footprint of our products (OPC, PPC, PSC etc).

The Company has also taken initiatives for educating its stakeholders on the sustainable aspects of its products. The Technical Services Department educates the users of cement like masons and the Individual House Builder (IHB) on using cement optimally and reducing wastage. The Company also informs government agencies about the advantages of using cement for mass housing and roads and the benefits of using blended cement. Several seminars have been conducted on concrete roads and white topping to impress on the environmental benefits of switching from bituminous roads.

2. For each such product, provide the following details in respect of resource use (energy, water, raw material etc.) per unit of product (optional):

i. Reduction during sourcing/production/ distribution achieved since the previous year throughout the value chain?

The Company consumes alternate materials like flyash, chemical gypsum, slag etc which helps in conserving natural raw materials used for the cement production. Alternative fuels are also used for thermal energy generation which helps in the substitution of fossil fuels and allows better management of industrial waste. Recycling water, rainwater harvesting and recharging of ground water are standard operating procedures at all our manufacturing sites.

ii. Reduction during usage by consumers (energy, water) has been achieved since the previous year?

Cement as a product is used for variety of purposes and by diverse consumers. Hence it is not feasible to measure the usage (energy, water) by consumers.

3. Does the Company have procedures in place for sustainable sourcing (including transportation)?

Procurement practices and selection criteria by the Company are focused on protection of environment, societal interest and cost effective procurement seeking resources efficiency, improving the quality of products and services and ultimately optimising the cost.

The criteria for procurement of equipment are based upon resource efficiency, mainly comprising of but not limited to energy efficiency, fuel efficiency, emission control etc. The impact of the product / services being procured is considered over its whole life cycle i.e. from cradle to grave, including giving due weightage to the disposal aspect also e.g. e-waste/ hazardous waste is disposed of in an environmental friendly manner and no compromise, what so ever, is made on the same. As regard social aspect, the emphasis is made on ethical issues at the time of vendor evaluation stage itself. The vendor registration form of the Company requires its potential vendors to specify their commitment on the following social aspects:

1. Child Labour
2. Forced & Compulsory Labour
3. Health & Society
4. Working Hours
5. Statutory compliances

The Company believes that sustainability in logistics may be achieved by using less polluting and less fuel consuming transport option or selecting the vendors which are close to our manufacturing location. We are importing coal in bulk size vessels in collaboration with suppliers under which about one half of the shipment quantity is taken by us with full cost advantage of freight and the balance is sold by the suppliers to their retail customers. This consumes lesser fuel as compared to smaller size shipment in terms of per ton of material sailed. The Company also maps the Polypropylene (PP) bags suppliers across

the country to minimise distance between supplier plants and units across the country. We have also encouraged and empowered our PP bag suppliers to achieve 9001:2008 certification.

E-procurement has made our sourcing process more transparent and efficient. It includes a web-based supplier portal with features like Request For Quote (RFQ), submission of offers by the suppliers, generation of comparative charts and the release of orders. The module is integrated with our SAP system. A reverse auction process of real time competitive bidding for buying and transportation of material, adds to the efficacy of the process. E-procurement has resulted in more effective communication with our vendors and enabled significant reduction in paper work as well as travel hours.

4. Has the Company taken any steps to procure goods and services from local & small producers, including communities surrounding their place of work?

If yes, what steps have been taken to improve their capacity and capability of local and small vendors?

The Company has consistently increased the breadth of vendors across goods and services through vendor base enhancement. The objective is to focus on indigenous suppliers, mutual collaboration and partnership for long term growth.

The Company has always given preference to local vendors when it comes to sourcing materials. In case of PP packing bags vendors, we have optimised the vendors located near to our cement plants, based on their capability and capacity. Sourcing of PP bags from vendors located close to the plants has resulted in lower fuel consumption.

The Company also believes in long term partnership with the vendors by having rate contracts with them and providing periodical feedback on their performances in terms of quality, delivery, services, environmental health and safety etc, which helps the vendors to improve their performance by taking corrective actions on the parameters where they are found lacking. Transparency and fair approach are maintained while dealing with the vendors during the entire procurement cycle. The Company uses information technology efficiently for reducing the procurement cycle time and has launched a vendor portal which not only reduces the cycle time but also

empowers vendors to make use of its useful features like knowing the approval status of their material, payment status, posting advance shipping notification etc. It also helps in reduction of paper usage as most of the activities / documentation are done in electronic format. The Company has a zero tolerance policy for safety compromise and business is done only with those vendors who are approved on stringent safety parameters.

5. Does the company have a mechanism to recycle products and waste? If yes what is the percentage of recycling of products and waste (separately as <5%, 5-10%, >10%). Also, provide details thereof, in about 50 words or so.

The cement manufacturing process as such does not involve production of any by- products or waste. However, the flyash generated from the Company's captive power plant during power generation is utilised in blended cements. The Company also uses alternative materials such as flyash, chemical gypsum, slag etc that are waste materials generated from other industries to substitute the raw material required for cement production.

Principle 3 – Businesses should promote the wellbeing of all employees

- 1. Please indicate the total number of employees.**
19,681
- 2. Please indicate the total number of employees hired on temporary/contractual/casual basis.**
38,206
- 3. Please indicate the number of permanent women employees.**
316
- 4. Please indicate the number of permanent employees with disabilities.**
49
- 5. Do you have an employee association that is recognised by management.**
Yes, we have recognized trade unions constituted in terms of the Trade Union Act at the Company's manufacturing Units.
- 6. What percentage of your permanent employees are members of this recognised employee association?**
Around 20.43% of our permanent employees are members of the above mentioned trade unions.

7. Please indicate the number of complaints relating to child labour, forced labour, involuntary labour, sexual harassment in the last financial year and pending, as on the end of the financial year.

Sr. No.	Category	No. of complaints filed during the financial year	No. of complaints pending as at end of the financial year
1.	Child labour / forced labour / involuntary labour	NIL	NA
2.	Sexual harassment	NIL	NA
3.	Discriminatory employment	NIL	NA

8. What percentage of your under mentioned employees were given safety & skill up-gradation training in the last year?

	Safety	Skill upgradation
Permanent Employees (Management)	67.93%	86.22%
Permanent Women Employees	46.90%	54.87%
Casual / Temporary / Contractual Employees	91.55%	5.30%
Employees with Disabilities	80.65%	32.25%

Principle 4 – Businesses should respect the interests of and be responsive towards all stakeholders, especially those who are disadvantaged, vulnerable and marginalised.

1. Has the Company mapped its internal and external stakeholders? Yes/No

Yes, the Company has mapped its internal as well as external stakeholders.

2. Out of the above, has the Company identified the disadvantaged, vulnerable & marginalised stakeholders?

The Company has identified the disadvantaged, vulnerable and marginalised stakeholder's viz. communities around its manufacturing units and its workers / contractual workers.

3. Are there any special initiatives taken by the Company to engage with the disadvantaged, vulnerable and marginalised stakeholders. If so, provide details thereof, in about 50 words or so.

The Company's endeavor to bring in inclusive growth are channelized through the Aditya Birla Centre for Community Initiatives and Rural Development.

Several initiatives such as health care, education, infrastructure, watershed management, safe drinking water and sanitation, sustainable livelihood, self-help

groups and income generation etc. are extended to the Company's contract workers and people living near to the Company's manufacturing units.

The Company has adopted safety as a culture. It has engaged employees at all the levels - whether employees, contractors, suppliers or the community and has taken a structured approach, through leadership involvement, in order to bring about a culture change that views safety as non-negotiable.

Principle 5 – Businesses should respect and promote human rights.

1. Does the policy of the Company on human rights cover only the Company or extend to the Group/Joint Ventures/Suppliers/Contractors/NGOs/Others?

The Company has a Human Rights Policy which is also applicable to its subsidiaries.

2. How many stakeholder complaints have been received in the past financial year and what percent was satisfactorily resolved by the management?

No complaints were received during the last financial year.

Principle 6 – Businesses should respect, protect and make efforts to restore the environment.

1. Does the policy related to Principle 6 cover only the Company or extends to the Group/Joint Ventures/Suppliers/Contractors/NGOs/others.

The Company's policy on Safety, Health and Environment extends to its subsidiaries as well.

2. Does the Company have strategies/ initiatives to address global environmental issues such as climate change, global warming, etc? Y/N. If yes, please give hyperlink for webpage etc.

We have taken long-term target to reduce our CO₂ emission intensity by 25% from 2005-06 levels by 2021. To achieve this, we have developed a roadmap focusing on key areas such as further reduction of specific energy consumption (We are the best in the industry in terms of specific thermal energy consumption), increasing the flyash utilisation rate, increase our thermal substitution rate, increase our share of power from renewable energy sources and from WHRS system. Currently our installed WHRS capacity stands at around 59 MW which is one of the highest in the Indian cement sector.

Please refer our sustainability reports for more details at: <https://www.ultratechcement.com/sustainability>

3. Does the Company identify and assess potential environmental risks? Y/N

The Company follows a structured risk management approach which encompasses identifying potential risks, assessing their potential impact, mitigating them through taking timely action and continuous monitoring. The Company is a member of CSI of WBCSD and the tools developed by CSI are being used by the Company to assess the potential risks arising out of its operations and take necessary actions to mitigate the same. One such tool developed by WBCSD is the India Water Tool (IWT) which helps the Company to map their water use and assess risks relative to operations and supply chains. The latest version of IWT is available on the following website: <http://www.indiawatertool.in/>.

4. Does the Company have any project related to Clean Development Mechanism? If so, provide details thereof, in about 50 words or so. Also, if Yes, whether any environmental compliance report is filed?

Yes, the Company has two registered projects under Clean Development Mechanism (CDM).

- use of alternative fuels at Reddipalayam Cement Works, Tamil Nadu.
- Waste Heat Recovery [WHR] based power generation at Andhra Pradesh Cement Works – Tadipatri, Andhra Pradesh. Five other WHR projects are registered.

5. Has the Company undertaken any other initiatives on – clean technology, energy efficiency, renewable energy, etc. Y/N. If yes, please give hyperlink for web page etc.

As the largest cement producer in India, we continually strive to play a key role in finding effective and responsible ways to preserve the environment. We follow the best practices in the cement industry and benchmark our sustainability practices with global players through Cement Sustainability Initiative (CSI), a part of World Business Council for Sustainable Development (WBCSD). With an aggregate capacity of about 59 MW of waste heat recovery system, we have emerged as a waste heat recovery systems leader in India's cement sector. We have the lowest specific thermal energy consumption of around 708 kcal/kg of clinker when compared to the global and national numbers. This has been possible through a myriad of energy conserving measures implemented

at various units. The Company is continuously striving to increase its renewable energy share.

6. Are the emissions/waste generated by the Company within the permissible limits given by CPCB/SPCB for the financial year being reported?

Yes, the emissions / waste generated by the Company are within the permissible limits given by Central Pollution Control Board / State Pollution Control Board.

7. Number of show cause/ legal notices received from CPCB/SPCB which are pending (i.e. not resolved to satisfaction) as at end of Financial Year.

No such cases are pending at the end of the financial year.

Principle 7 – Businesses, when engaged in influencing public and regulatory policy, should do so in a responsible manner

1. Is your Company a member of any trade and chamber or association? If Yes, Name only those major ones that your business deals with:

- a. Cement Sustainability Initiative (CSI), an initiative of the World Business Council for Sustainable Development.
- b. Confederation of Indian Industry (CII).
- c. Federation of Indian Chambers of Commerce and Industry (FICCI).

2. Have you advocated/lobbied through above associations for the advancement or improvement of public good? Yes/No; if yes specify the broad areas (drop box: Governance and Administration, Economic Reforms, Inclusive Development Policies, Energy security, Water, Food Security, Sustainable Business Principles, Others)

The Company continuously advocates the use of eco-friendly mining practices, use of alternative fuels, energy conservation and construction of concrete roads.

Principle 8 – Businesses should support inclusive growth and equitable development.

1. Does the Company have specified programmes / initiatives / projects in pursuit of the policy related to Principle 8? If yes details thereof.

The Company has specified programs in pursuit of its policy on inclusive growth and equitable development. These cover education, basic healthcare, women

empowerment, sustainable livelihood, infrastructure and social reform.

2. Are the programmes / projects undertaken through in-house team / own foundation /external NGO / government structures/any other organisation?

The Company's social projects are carried on under the aegis of the Aditya Birla Centre for Community Initiatives and Rural Development. Collaborative partnerships are formed with the government, district authorities, village panchayats, NGOs and like-minded stakeholders. The Company also engages with CII, FICCI in its social activities. It also collaborates with District Authorities, Village Panchayats, NGOs and like-minded stakeholders for its CSR initiatives.

3. Have you done any impact assessment of your initiative?

To measure the impact of the work done, a social satisfaction survey / audit is carried out by an external agency.

4. What is your Company's direct contribution to community development projects- Amount in INR and the details of the projects undertaken.

The Company has spent an amount of ₹ 60.71 crores on its CSR activities during 2017-18 in education, women empowerment, sustainable livelihood, infrastructure development etc.

5. Have you taken steps to ensure that this community development initiative is successfully adopted by the community? Please explain in 50 words, or so.

Prior to the commencement of projects, a baseline study of the villages is carried out. The study encompasses various parameters such as health indicators, literacy levels, sustainable livelihood processes, population data, state of infrastructure, among others. From the data generated a 1-year plan and a 5-year rolling plan is developed. Projects are assessed under the agreed strategy and are monitored on a quarterly basis. Wherever necessary, midcourse corrections are carried out.

Principle 9 – Businesses should engage with and provide value to their customers and consumers in a responsible manner

1. What percentage of customer complaints/consumer cases are pending as on the end of financial year.

16 cases of customer complaints / consumer cases were pending as on the end of FY 18.

2. Does the Company display product information on the product label, over and above what is mandated as per local laws? Yes/No/N.A. /Remarks (additional information)

The Company displays only product information as mandated by Bureau of Indian Standards.

3. Is there any case filed by any stakeholder against the Company regarding unfair trade practices, irresponsible advertising and/or anti-competitive behaviour during the last five years and pending as on end of financial year. If so, provide details thereof, in about 50 words or so.

The Competition Commission of India ("CCI") by its order dated 31st August, 2016, imposed a penalty on eleven companies, including your Company. The CCI order is pursuant to the directions issued by the Competition Appellate Tribunal ("COMPAT") vide its Order dated 11th December, 2015 setting aside the original CCI order dated 20th June, 2012 and remitting the matter to CCI for fresh adjudication of the issue and passing a fresh order. Your Company filed an appeal against the CCI Order before COMPAT. COMPAT has granted stay on the CCI order on condition that your Company deposit 10% of the penalty, amounting to ₹117.56 crores, which has since been deposited.

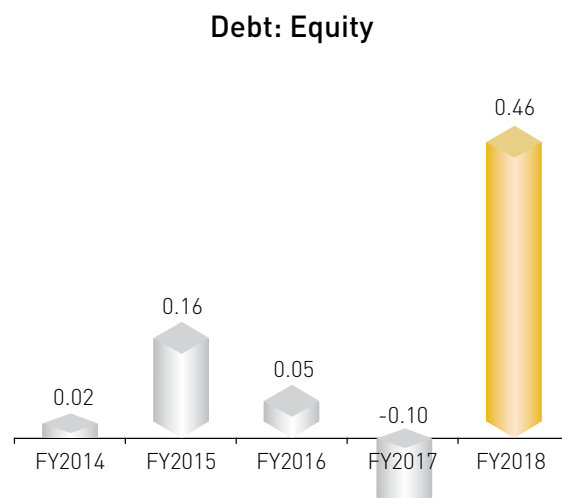
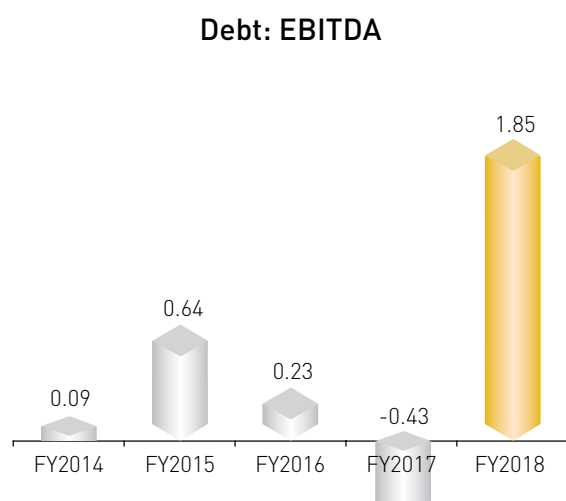
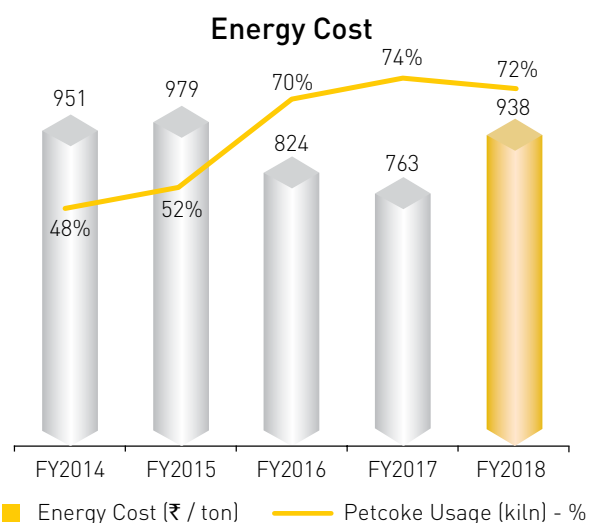
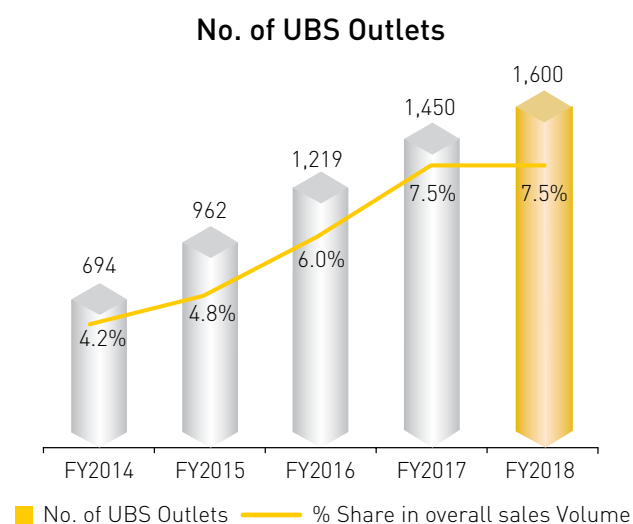
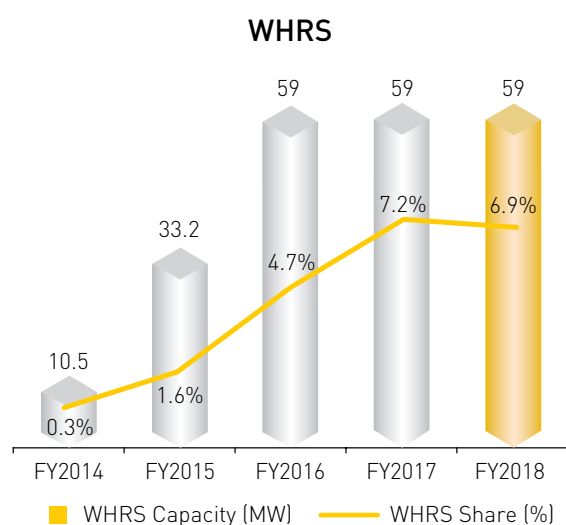
In a separate matter, the CCI vide its order dated 19th January, 2017 has imposed a penalty of ₹ 68.30 crores on your Company pursuant to a reference filed by the Government of Haryana. Your Company has filed an appeal against the said CCI order before COMPAT. COMPAT has granted stay on said CCI order.

The Government has made changes in the constitution and operations of Tribunals, under which all matters with COMPAT have been transferred to the National Company Law Appellate Tribunal ("NCLAT"). Hearing of order dated 31st August, 2016 is completed at NCLAT and the order is awaited.

4. Did your Company carry out any consumer survey / consumer satisfaction trends?

Yes, the Company carries out a Brand Health Study regularly (thrice a year). The study is conducted by globally renowned research agency – Nielsen India Pvt. Ltd., for tracking Brand Equity across customer segments. The Company also conducts an extensive Customer Loyalty / Net Promoter Score (NPS) study with research agency IMRB once in 2 years. The most recent NPS study was done in FY 16-17.

PERFORMANCE INDICATORS (STANDALONE)



FINANCIAL STATEMENTS

Independent Auditor's Report

To The Members of
UltraTech Cement Limited

Report on the Audit of the Standalone Ind AS Financial Statements

We have audited the accompanying Standalone Ind AS financial statements of UltraTech Cement Limited ("the Company"), which comprise the Balance Sheet as at 31 March 2018, the Statement of Profit and Loss (including Other Comprehensive Income), the Statement of Changes in Equity and the Cash Flows Statement for the year then ended, and a summary of the significant accounting policies and other explanatory information (herein after referred to as "Standalone Ind AS financial statements").

Management's Responsibility for the Standalone Ind AS Financial Statements

The Company's Board of Directors is responsible for the matters stated in Section 134(5) of the Companies Act, 2013 ("the Act") with respect to the preparation of these Standalone Ind AS financial statements that give a true and fair view of the financial position, financial performance including other comprehensive income, changes in equity and cash flows of the Company in accordance with the accounting principles generally accepted in India, including the Indian Accounting Standards (Ind AS) prescribed under section 133 of the Act.

This responsibility also includes maintenance of adequate accounting records in accordance with the provisions of the Act for safeguarding the assets of the Company and for preventing and detecting frauds and other irregularities; selection and application of appropriate accounting policies; making judgments and estimates that are reasonable and prudent; and design, implementation and maintenance of adequate internal financial controls that were operating effectively for ensuring the accuracy and completeness of the accounting records, relevant to the preparation and presentation of the Standalone Ind AS financial statements that give a true and fair view and are free from material misstatement, whether due to fraud or error.

In preparing the financial statements, management is responsible for assessing the Company's ability to continue as a going concern, disclosing, as applicable, matters related to going concern and using the going concern basis of accounting unless management either intends to liquidate the Company or to cease operations, or has no realistic alternative but to do so.

Auditor's Responsibility

Our responsibility is to express an opinion on these Standalone Ind AS financial statements based on our audit.

We have taken into account the provisions of the Act, the accounting and auditing standards and matters which are required to be included in the audit report under the provisions of the Act and the Rules made thereunder.

We conducted our audit of the Standalone Ind AS financial statements in accordance with the Standards on Auditing specified under Section 143(10) of the Act. Those Standards require that we comply with ethical requirements and plan and perform the audit to obtain reasonable assurance about whether the Standalone Ind AS financial statements are free from material misstatement.

An audit involves performing procedures to obtain audit evidence about the amounts and the disclosures in the Standalone Ind AS financial statements. The procedures selected depend on the auditor's judgment, including the assessment of the risks of material misstatement of the Standalone Ind AS financial statements, whether due to fraud or error. In making those risk assessments, the auditor considers internal financial control relevant to the Company's preparation of the Standalone Ind AS financial statements that give a true and fair view in order to design audit procedures that are appropriate in the circumstances. An audit also includes evaluating the appropriateness of the accounting policies used and the reasonableness of the accounting estimates made by the Company's Directors, as well as evaluating the overall presentation of the Standalone Ind AS financial statements.

We are also responsible to conclude on the appropriateness of management's use of the going concern basis of accounting and, based on the audit evidence obtained, whether a material uncertainty exists related to events or conditions that may cast significant doubt on the entity's ability to continue as a going concern. If we conclude that a material uncertainty exists, we are required to draw attention in the auditor's report to the related disclosures in the financial statements or, if such disclosures are inadequate, to modify the opinion. Our conclusions are based on the audit evidence obtained up to the date of the auditor's report. However, future events or conditions may cause an entity to cease to continue as a going concern.

Independent Auditors' Report (Continued)

We believe that the audit evidence we have obtained is sufficient and appropriate to provide a basis for our audit opinion on the Standalone Ind AS financial statements.

Opinion

In our opinion and to the best of our information and according to the explanations given to us, the aforesaid Standalone Ind AS financial statements give the information required by the Act in the manner so required and give a true and fair view in conformity with the accounting principles generally accepted in India including the Ind AS, of the state of affairs of the Company as at 31 March 2018, its profit (including other comprehensive income), changes in equity and its cash flows for the year ended on that date.

Emphasis of matter

We draw attention to Note 32 (b) of the Standalone Ind AS financial statements which describes the following matters:

- a) In terms of order dated 31 August 2016, the Competition Commission of India ('CCI') has imposed penalty of Rs.1,175.49 crore for alleged contravention of the provisions of the Competition Act, 2002 by the Company. The Company had filed an appeal against CCI Order before the Competition Appellate Tribunal ('COMPAT'). COMPAT has granted stay on the CCI Order on the condition that the Company deposits 10% of the penalty amounting to Rs.117.56 crore which has since been deposited. Consequent to reconstitution of Tribunals by the government, this matter was transferred to the National Company Law Appellate Tribunal ("NCLAT"). NCLAT has completed its hearing on the matter and order is awaited. Based on a legal opinion and considering the uncertainty relating to the outcome of this matter, no provision has been considered in the books of account.
- b) In terms of order dated 19 January 2017, the CCI has imposed penalty of Rs.68.30 crore pursuant to a reference filed by the Government of Haryana for alleged contravention of the provisions of the Competition Act, 2002 in August 2012 by the Company. The Company has filed an appeal before COMPAT and received the stay order dated 10 April 2017. Consequent to reconstitution of Tribunals by the government, this matter has now been transferred to the NCLAT. Based on a legal opinion and considering the uncertainty relating to the outcome of this matter, no provision has been considered in the books of account.

Our opinion is not modified in respect of the above matters.

Report on Other Legal and Regulatory Requirements

1. As required by the Companies (Auditor's Report) Order, 2016 ("the Order") issued by the Central Government in terms of Section 143(11) of the Act, we give in "Annexure A" a statement on the matters specified in paragraphs 3 and 4 of the Order.
2. As required by Section 143(3) of the Act, we report that:
 - a) We have sought and obtained all the information and explanations which to the best of our knowledge and belief were necessary for the purposes of our audit.
 - b) In our opinion, proper books of account as required by law have been kept by the Company so far as it appears from our examination of those books.
 - c) The Balance Sheet, the Statement of Profit and Loss, the Statement of Changes in Equity and Cash Flow Statement and dealt with by this Report are in agreement with the books of account.
 - d) In our opinion, the aforesaid Standalone Ind AS financial statements comply with the Indian Accounting Standards prescribed under section 133 of the Act.
 - e) On the basis of the written representations received from the directors as on 31 March 2018 taken on record by the Board of Directors, none of the directors is disqualified as on 31 March 2018 from being appointed as a director in terms of Section 164(2) of the Act.
 - f) With respect to the adequacy of the internal financial controls with reference to financial statements of the Company and the operating effectiveness of such controls, refer to our separate Report in "Annexure B".

Independent Auditors' Report (Continued)

- g) With respect to the other matters to be included in the Auditor's Report in accordance with Rule 11 of the Companies (Audit and Auditors) Rules, 2014, in our opinion and to the best of our information and according to the explanations given to us:
- i. The Company has disclosed the impact of pending litigations on its financial position in its Standalone Ind AS financial statements - Refer Note 32 (a) to the Standalone Ind AS financial statements.
 - ii. The Company has made provision, as required under the applicable law or accounting standards, for material foreseeable losses, if any, on derivative contracts – Refer Note 45 to the Standalone Ind AS financial statements. The Company did not have any other long-term contracts for which there were any material foreseeable losses.
 - iii. There has been no delay in transferring amounts, required to be transferred, to the Investor Education and Protection Fund by the Company.
 - iv. The disclosures in the Standalone Ind AS financial statements regarding holdings as well as dealings in specified bank notes during the period from 8 November 2016 to 30 December 2016 have not been made since they do not pertain to the financial year ended 31 March 2018.

For **B S R & Co. LLP**
Chartered Accountants
Firm's Registration No: 101248W/W-100022

For **Khimji Kunverji & Co.**
Chartered Accountants
Firm's Registration No: 105146W

Vijay Mathur
Partner
Membership No: 046476

Ketan Vikamsey
Partner
Membership No: 044000

Mumbai
25 April 2018

Mumbai
25 April 2018

Annexure A to the Independent Auditors' Report – 31 March 2018

[Referred to in our report of even date]

- i. (a) The Company has maintained proper records showing full particulars, including quantitative details and situation of fixed assets.
- (b) The Company has a regular programme of physical verification of its fixed assets by which all fixed assets are verified in a phased manner over a period of three years. In our opinion, this periodicity of physical verification is reasonable having regard to the size of the Company and the nature of its assets. Pursuant to the programme, certain fixed assets were physically verified by the Management during the year. In our opinion, and according to the information and explanations given to us, no material discrepancies were noticed on such verification.
- (c) In our opinion and according to the information and explanations given to us and on the basis of our examination of the records of the Company, the title deeds of immovable properties are held in the name of the Company except for the following which are not held in the name of the Company:

Particulars	Leasehold Land	Freehold Land	Buildings
Gross block as at 31 March 2018 (Rs. in Crore)	631.42	2,377.67	28.77
Net block as at 31 March 2018 (Rs. in Crore)	591.99	2,377.67	24.32
Total number of cases	420	2,924	32

- ii. The inventory, except for goods-in-transit and stocks lying with third parties, has been physically verified by the management at reasonable intervals during the year. In our opinion, the frequency of such verification is reasonable. For stocks lying with third parties at the year-end, written confirmations have been obtained and in respect of goods-in-transit, subsequent goods receipts have been verified or confirmations have been obtained from the parties. The discrepancies noticed on verification between the physical stocks and the book records were not material.
- iii. In our opinion and according to the information and explanations given to us, the Company has not granted any loans, secured or unsecured, to companies, firms, Limited Liability Partnerships or other parties covered in the register maintained under Section 189 of the Act. Accordingly, paragraph 3(iii) of the Order is not applicable to the Company.
- iv. In our opinion and according to the information and explanations given to us, the Company has complied with the provisions of Sections 185 and 186 of the Act, with respect to the loans given, investments made, guarantees given and security provided.
- v. In our opinion and according to the information and explanations given to us, the Company has not accepted any deposits from the public during the year in terms of the provisions of Sections 73 to 76 or any other relevant provisions of the Act and the rules framed there under. Accordingly, paragraph 3(v) of the Order is not applicable to the Company.
- vi. We have broadly reviewed the books of account maintained by the Company as specified under Section 148(1) of the Act, for maintenance of cost records in respect of products manufactured by the Company, and are of the opinion that prima facie, the prescribed accounts and records have been made and maintained. However, we have not made a detailed examination of the cost records with a view to determine whether they are accurate or complete.
- vii. (a) According to the information and explanations given to us and on the basis of our examination of the records of the Company, amounts deducted/accrued in the books of account in respect of undisputed statutory dues including Provident Fund, Employees' State Insurance, Income-tax, Sales-tax, Service tax, Goods and Service Tax, Duty of Customs, Duty of Excise, Value added tax, Cess and other material statutory dues have been regularly deposited during the year by the Company with the appropriate authorities.

According to the information and explanations given to us, no undisputed amounts payable in respect of Provident Fund, Employees' State Insurance, Income-tax, Sales-tax, Service tax, Goods and Service Tax, Duty of Customs, Duty of Excise, Value added tax, Cess and other material statutory dues were in arrears as at 31 March 2018 for a period of more than six months from the date they became payable.

- (b) According to the information and explanations given to us and on the basis of our examination of the records of the Company, details of dues of Income-tax, Sales-tax, Service tax, Duty of Customs, Duty of Excise and Value added tax which have not been deposited as on 31 March 2018 on account of disputes are given below:

Name of the Statute	Nature of the Dues	Forum where dispute is pending	Period to which amount relates (Assessment Year)	Amount* (Rs. in Crore)
Sales Tax / Value Added Tax (VAT)	Sales Tax, VAT, Interest and Penalty	Supreme Court	2000 to 2006	186.63
		High Court	1988 to 2017	26.09
		Tribunal(s)	1985 to 2017	275.99
		Appellate Authorities	1990 to 2016	62.13
		Assessing Officers	1997 to 2014	2.82

Annexure A to the Independent Auditors' Report – 31 March 2018 (Continued)

(Referred to in our report of even date)

Name of the Statute	Nature of the Dues	Forum where dispute is pending	Period to which amount relates (Assessment Year)	Amount* (Rs. in Crore)
Customs Act, 1962	Custom Duty, Interest and Penalty	High Court	2002 to 2006	46.78
		Tribunal(s)	2000 to 2014	196.07
		Appellate Authorities	2003 to 2015	0.11
Central Excise Act, 1944	Excise Duty, Interest and Penalty	Supreme Court	1999 to 2011	60.85
		High Court	1998 to 2013	178.97
		Tribunal(s)	1994 to 2017	1034.76
		Appellate Authorities	2003 to 2017	25.98
Finance Act, 1994	Service Tax, Interest and Penalty	Supreme Court	2004 to 2012	20.83
		High Court	2004 to 2010	18.21
		Tribunal(s)	2005 to 2018	267.69
		Appellate Authorities	2006 to 2017	30.81
Income Tax Act, 1961	Income Tax, Interest and Penalty	High Court	2001 to 2006	1.31
		Appellate Authorities	2010 to 2012	34.76

* net of amounts paid under protest.

- viii. According to the information and explanations given to us, and based on the records of the Company, the Company has not defaulted in the repayment of loans or borrowings to financial institutions, banks, government and dues to debenture holders.
- ix. According to the information and explanations given to us, the term loans have been applied by the Company during the year for the purposes for which they were obtained. The Company did not raise money by way of initial public offer or further public offer (including debt instruments) during the year.
- x. According to the information and explanations given to us, no fraud by the Company or on the Company by its officers or employees has been noticed or reported during the course of our audit.
- xi. According to the information and explanations given to us and based on our examination of the records of the Company, the Company has paid/provided for managerial remuneration in accordance with the requisite approvals mandated by the provisions of Section 197 read with Schedule V to the Act.
- xii. In our opinion and according to the information and explanations given to us, the Company is not a Nidhi company. Accordingly, paragraph 3(xii) of the Order is not applicable to the Company.
- xiii. According to the information and explanations given to us and based on our examination of the records of the Company, transactions with the related parties are in compliance with Sections 177 and 188 of the Act where applicable and details of such transactions have been disclosed in the Standalone Ind AS financial statements as required by the applicable accounting standards.
- xiv. According to the information and explanations given to us and based on our examination of the records of the Company, the Company has not made any preferential allotment or private placement of shares or fully or partly convertible debentures during the year. Accordingly, paragraph 3(xiv) of the Order is not applicable to the Company.
- xv. According to the information and explanations given to us and based on our examination of the records of the Company, the Company has not entered into non-cash transactions with directors or persons connected with them. Accordingly, paragraph 3(xv) of the Order is not applicable to the Company.
- xvi. According to the information and explanations given to us, the Company is not required to be registered under section 45 IA of the Reserve Bank of India Act, 1934. Accordingly, paragraph 3(xvi) of the Order is not applicable to the Company.

For **B S R & Co. LLP**
Chartered Accountants
Firm's Registration No: 101248W/W-100022

Vijay Mathur
Partner
Membership No: 046476

Mumbai
25 April 2018

For **Khimji Kunverji & Co.**
Chartered Accountants
Firm's Registration No: 105146W

Ketan Vikamsey
Partner
Membership No: 044000

Mumbai
25 April 2018

Annexure B to the Independent Auditors' Report of even date on the Standalone Ind AS financial statements of UltraTech Cement Limited - 31 March 2018

Report on the Internal Financial Controls under Clause (i) of Sub-section 3 of Section 143 of the Act

We have audited the internal financial controls over financial reporting of UltraTech Cement Limited ("the Company") as at 31 March 2018 in conjunction with our audit of the Standalone Ind AS financial statements of the Company for the year ended on that date.

Management's Responsibility for Internal Financial Controls

The Company's management is responsible for establishing and maintaining internal financial controls based on the internal control over financial reporting criteria established by the Company considering the essential components of internal control stated in the Guidance Note on Audit of Internal Financial Controls over Financial Reporting issued by the Institute of Chartered Accountants of India ("ICAI"). These responsibilities include the design, implementation and maintenance of adequate internal financial controls that were operating effectively for ensuring the orderly and efficient conduct of its business, including adherence to the Company's policies, the safeguarding of its assets, the prevention and detection of frauds and errors, the accuracy and completeness of the accounting records, and the timely preparation of reliable financial information, as required under the Act.

Auditors' Responsibility

Our responsibility is to express an opinion on the Company's internal financial controls over financial reporting based on our audit. We conducted our audit in accordance with the Guidance Note on Audit of Internal Financial Controls Over Financial Reporting (the "Guidance Note") and the Standards on Auditing, issued by ICAI and deemed to be prescribed under section 143(10) of the Act, to the extent applicable to an audit of internal financial controls, both applicable to an audit of Internal Financial Controls and, both issued by the ICAI. Those Standards and the Guidance Note require that we comply with ethical requirements and plan and perform the audit to obtain reasonable assurance about whether adequate internal financial controls over financial reporting was established and maintained and if such controls operated effectively in all material respects.

Our audit involves performing procedures to obtain audit evidence about the adequacy of the internal financial controls system over financial reporting and their operating effectiveness. Our audit of internal financial controls over financial reporting included obtaining an understanding of internal financial controls over financial reporting, assessing the risk that a material weakness exists, and testing and evaluating the design and operating effectiveness of internal control based on the assessed risk. The procedures selected depend on the auditor's judgment, including the assessment of the risks of material misstatement of the Standalone Ind AS financial statements, whether due to fraud or error.

We believe that the audit evidence we have obtained is sufficient and appropriate to provide a basis for our audit opinion on the Company's internal financial controls system over financial reporting.

Meaning of Internal Financial Controls Over Financial Reporting

A Company's internal financial control over financial reporting is a process designed to provide reasonable assurance regarding the reliability of financial reporting and the preparation of financial statements for external purposes in accordance with generally accepted accounting principles. A Company's internal financial control over financial reporting includes those policies and procedures that:

- (a) pertain to the maintenance of records that, in reasonable detail, accurately and fairly reflect the transactions and dispositions of the assets of the Company;
- (b) provide reasonable assurance that transactions are recorded as necessary to permit preparation of financial statements in accordance with generally accepted accounting principles, and that receipts and expenditures of the Company are being made only in accordance with authorisations of management and directors of the Company; and

Annexure B to the Independent Auditors' Report of even date on the Standalone Ind AS financial statements of UltraTech Cement Limited - 31 March 2018 (Continued)

- (c) provide reasonable assurance regarding prevention or timely detection of unauthorised acquisition, use, or disposition of the Company's assets that could have a material effect on the financial statements.

Inherent Limitations of Internal Financial Controls Over Financial Reporting

Because of the inherent limitations of internal financial controls over financial reporting, including the possibility of collusion or improper management override of controls, material misstatements due to error or fraud may occur and not be detected. Also, projections of any evaluation of the internal financial controls over financial reporting to future periods are subject to the risk that the internal financial control over financial reporting may become inadequate because of changes in conditions, or that the degree of compliance with the policies or procedures may deteriorate.

Opinion

In our opinion, the Company has, in all material respects, an adequate internal financial controls system over financial reporting and such internal financial controls over financial reporting were operating effectively as at 31 March 2018, based on the internal control over financial reporting criteria established by the Company considering the essential components of internal control stated in the Guidance Note on Audit of Internal Financial Controls Over Financial Reporting issued by the ICAI.

For **B S R & Co. LLP**
Chartered Accountants
Firm's Registration No: 101248W/W-100022

Vijay Mathur
Partner
Membership No: 046476

Mumbai
25 April 2018

For **Khimji Kunverji & Co.**
Chartered Accountants
Firm's Registration No: 105146W

Ketan Vikamsey
Partner
Membership No: 044000

Mumbai
25 April 2018

Standalone Balance Sheet as at March 31, 2018

₹ in Crores

Particulars	Note No.	As at March 31, 2018		As at March 31, 2017
ASSETS				
Non-Current Assets				
Property, Plant and Equipment	2	34,218.98		22,898.23
Capital Work-in-Progress	2	1,472.97		877.76
Intangible Assets	2	2,991.86		333.53
Intangible Assets under Development	2	0.91		0.63
			38,684.72	24,110.15
Financial Assets:				
Investments	3	2,214.19		2,002.72
Loans	4	34.25		55.53
Other Financial Assets	5	17.84	2,266.28	74.11
Income Tax Assets (Net)			140.33	104.93
Other Non-Current Assets	6		2,696.06	458.60
Total Non-Current Assets			43,787.39	26,806.04
Current Assets				
Inventories	7		3,101.50	2,224.99
Financial Assets				
Investments	8	3,948.71		5,405.95
Trade Receivables	9	1,714.20		1,276.17
Cash and Cash Equivalents	10	63.91		50.88
Bank Balances other than Cash and Cash Equivalents	11	135.41		2,166.86
Loans	4	111.02		123.95
Other Financial Assets	5	473.29	6,446.54	282.24
Other Current Assets	12		995.22	937.31
Assets held for Disposal (Refer Note 51)			42.35	6.70
Total Current Assets			10,585.61	12,475.05
TOTAL ASSETS			54,373.00	39,281.09
EQUITY AND LIABILITIES				
EQUITY				
Equity Share Capital	13 (a)		274.61	274.51
Other Equity	13 (b)		25,648.41	23,666.50
			25,923.02	23,941.01
LIABILITIES				
Non-Current Liabilities				
Financial Liabilities				
Borrowings	14	13,878.36		4,200.12
Other Financial Liabilities	15	28.27	13,906.63	31.16
Provisions	16		320.46	270.73
Deferred Tax Liabilities (Net)	17		3,174.05	2,773.56
Other Non-Current Liabilities	18		6.57	6.11
Total Non-Current Liabilities			17,407.71	7,281.68
Current Liabilities				
Financial Liabilities				
Borrowings	19	2,687.83		1,015.84
Trade Payables	20	2,343.53		1,713.80
Other Financial Liabilities	15	2,400.56	7,431.92	2,253.32
Other Current Liabilities	21		2,866.96	2,357.07
Provisions	16		301.64	159.43
Current Tax Liabilities (Net)			441.75	558.94
Total Current Liabilities			11,042.27	8,058.40
TOTAL EQUITY AND LIABILITIES			54,373.00	39,281.09
Significant Accounting Policies	1			

The accompanying notes form an integral part of the Standalone Financial Statements.

In terms of our report attached.

For and on behalf of the Board of Directors

For **B S R & Co. LLP**
Chartered Accountants
Firm Registration No: 101248W/W-100022

For **Khimji Kunverji & Co.**
Chartered Accountants
Firm Registration No: 105146W

K. K. MAHESHWARI
Managing Director

S. B. MATHUR
Director

VIJAY MATHUR
Partner
Membership No: 46476
Mumbai: April 25, 2018

KETAN VIKAMSEY
Partner
Membership No: 44000

ATUL DAGA
Whole-time Director and CFO

S. K. CHATTERJEE
Company Secretary

Standalone Statement of Profit and Loss for the year ended March 31, 2018

₹ in Crores

Particulars	Note No.	Year ended March 31, 2018	Year ended March 31, 2017
REVENUE			
Revenue from Operations (Refer Note 55)	22	30,683.93	27,162.42
Other Income	23	594.70	659.95
TOTAL INCOME (I)		31,278.63	27,822.37
EXPENSES			
Cost of Materials Consumed	24	3,978.36	3,467.82
Purchases of Stock-in-Trade	25	814.37	483.56
Changes in Inventories of Finished Goods, Stock-in-Trade and Work-in-Progress	26	(113.08)	73.13
Employee Benefits Expense	27	1,706.24	1,413.44
Finance Costs	28	1,186.30	571.39
Depreciation and Amortisation Expense	29	1,763.56	1,267.87
Power and Fuel		5,959.50	3,926.55
Freight and Forwarding Expense	30	7,281.63	5,845.22
Excise Duty (Refer Note 55)		893.83	3,270.99
Other Expenses	31	4,318.12	3,731.77
		27,788.83	24,051.74
Less: Captive Consumption of Cement		(38.32)	(19.01)
TOTAL EXPENSES (II)		27,750.51	24,032.73
Profit before Exceptional Items and Tax Expense (I) - (II)		3,528.12	3,789.64
Exceptional Items			
Stamp Duty on Acquisition of Assets (Refer Note 35)		(226.28)	-
Impairment in Value of Investments		-	(13.69)
Profit before Tax Expense		3,301.84	3,775.95
Tax Expense:			
Current Tax		712.00	806.66
Excess Tax Provision reversed related to prior years		(33.97)	-
Deferred Tax		392.53	341.57
Total Tax Expense		1,070.56	1,148.23
Profit for the Year (III)		2,231.28	2,627.72
Other Comprehensive Income			
(A) i) Items that will not be reclassified to Profit or Loss - Actuarial Gain / (Loss) on Employee Benefits		37.65	(13.23)
ii) Income Tax Relating to Items that will not be reclassified to Profit or Loss		(8.45)	-
(B) i) Items that will be reclassified to Profit or Loss - Cash Flow Hedge		(3.46)	(6.37)
ii) Income Tax Relating to Items that will be reclassified to Profit or Loss		3.57	-
Other Comprehensive Income for the year (IV)		29.31	(19.60)
Total Comprehensive Income for the year (III+IV)		2,260.59	2,608.12
Earnings Per Equity Share (Face Value ₹ 10 each)	40		
Basic (in ₹)		81.27	95.74
Diluted (in ₹)		81.25	95.70
Significant Accounting Policies	1		

The accompanying notes form an integral part of the Standalone Financial Statements.

In terms of our report attached.

For and on behalf of the Board of Directors

For **B S R & Co. LLP**
Chartered Accountants
Firm Registration No: 101248W/W-100022

For **Khimji Kunverji & Co.**
Chartered Accountants
Firm Registration No: 105146W

K. K. MAHESHWARI
Managing Director

S. B. MATHUR
Director

VIJAY MATHUR
Partner
Membership No: 46476
Mumbai: April 25, 2018

KETAN VIKAMSEY
Partner
Membership No: 44000

ATUL DAGA
Whole-time Director and CFO

S. K. CHATTERJEE
Company Secretary

Standalone Statement of Changes in Equity for the year ended March 31, 2018

₹ in Crores

A. EQUITY SHARE CAPITAL

For the year ended March 31, 2018

Balance as at April 01, 2017	Changes in Equity Share Capital during the year	Balance as at March 31, 2018
274.51	0.10	274.61

For the year ended March 31, 2017

Balance as at April 01, 2016	Changes in Equity Share Capital during the year	Balance as at March 31, 2017
274.43	0.08	274.51

B. OTHER EQUITY

For the year ended March 31, 2018

Particulars	Reserves & Surplus						Effective Portion of Cash Flow Hedges	Total Other Equity
	Capital Reserve	Securities Premium Reserve	Debenture Redemption Reserve	General Reserve	Share Option Outstanding Reserve [#]	Retained Earnings		
Balance as at April 01, 2017	142.46	42.55	241.25	18,430.41	20.94	4,795.64	(6.75)	23,666.50
Profit for the year	-	-	-	-	-	2,231.28	-	2,231.28
Other Comprehensive Income / (Loss) for the year								
Remeasurement Gain / (Loss) on defined benefit plan	-	-	-	-	-	29.20 [*]	-	29.20
Effective portion of Gains / (Loss) on hedging instruments	-	-	-	-	-	-	0.11 [Ⓐ]	0.11
Total Comprehensive Income / (Loss) for the year	-	-	-	-	-	2,260.48	0.11	2,260.59
On Account of Business Combination (Refer note 35)	28.26 ^{**}	-	-	-	-	-	-	28.26
Contribution by and Distribution to Owners								
Dividends (includes Dividend Distribution Tax)	-	-	-	-	-	(330.41) ^{##}	-	(330.41)
Transfer to Retained Earnings	-	-	(62.50)	-	-	62.50	-	-
Transfer from Retained Earnings	-	-	145.42	1,600.00	-	(1,745.42)	-	-
Employees Stock Options Exercised	-	27.12	-	-	(11.50)	-	-	15.62
Employees Stock Options Granted	-	-	-	-	7.85	-	-	7.85
Total Contribution by and Distribution to Owners	-	27.12	82.92	1,600.00	(3.65)	(2,013.33)	-	(306.94)
Balance as at March 31, 2018	170.72	69.67	324.17	20,030.41	17.29	5,042.79	(6.64)	25,648.41

[#] Net of Deferred Employees Compensation Expenses ₹ 7.05 Crores.

^{*} Net of Tax amounting to ₹ 8.45 Crores

[Ⓐ] Net of Deferred Tax amounting to ₹ (3.57) Crores

^{**} Net of Deferred Tax amounting to ₹ 11.53 Crores

^{##} Dividend of ₹ 10/- per share and including Dividend Distribution Tax of ₹ 55.89 Crores.

Standalone Statement of Changes in Equity for the year ended March 31, 2018 (Continued)

₹ in Crores

For the year ended March 31, 2017

Particulars	Reserves & Surplus						Effective Portion of Cash Flow Hedges	Total Equity
	Capital Reserve	Securities Premium Reserve	Debenture Redemption Reserve	General Reserve	Share Option Outstanding Reserve [#]	Retained Earnings		
Balance as at April 01, 2016	142.46	26.32	337.08	16,430.41	25.20	4,396.31	(0.38)	21,357.40
Profit for the year	-	-	-	-	-	2,627.72	-	2,627.72
Other Comprehensive Income / (Loss) for the year								
Remeasurement Gain / (Loss) on defined benefit plan	-	-	-	-	-	(13.23)	-	(13.23)
Effective portion of Gains / (Loss) on hedging instruments	-	-	-	-	-	-	(6.37)	(6.37)
Total Comprehensive Income / (Loss) for the year	-	-	-	-	-	2,614.49	(6.37)	2,608.12
Contribution by and Distribution to Owners								
Dividends (includes Dividend Distribution Tax)	-	-	-	-	-	(310.99) ^{##}	-	(310.99)
Transfer to Retained Earnings	-	-	(253.75)	-	-	253.75	-	-
Transfer from Retained Earnings	-	-	157.92	2,000.00	-	(2,157.92)	-	-
Employees Stock Options Exercised	-	16.23	-	-	(9.71)	-	-	6.52
Employees Stock Options Granted	-	-	-	-	5.45	-	-	5.45
Total Contribution by and Distribution to Owners	-	16.23	(95.83)	2,000.00	(4.26)	(2,215.16)	-	(299.02)
Balance as at March 31, 2017	142.46	42.55	241.25	18,430.41	20.94	4,795.64	(6.75)	23,666.50

[#] Net of Deferred Employees Compensation Expenses ₹ 15.23 Crores.^{##} Dividend of ₹ 9.5/- per share and including Dividend Distribution Tax of ₹ 50.28 Crores.

Significant Accounting Policies Note 1

The accompanying notes form an integral part of the Standalone Financial Statements.

In terms of our report attached.

For and on behalf of the Board of Directors

For **B S R & Co. LLP**
Chartered Accountants
Firm Registration No: 101248W/W-100022

For **Khimji Kunverji & Co.**
Chartered Accountants
Firm Registration No: 105146W

K. K. MAHESHWARI
Managing Director

S. B. MATHUR
Director

VIJAY MATHUR
Partner
Membership No: 46476

KETAN VIKAMSEY
Partner
Membership No: 44000

ATUL DAGA
Whole-time Director and CFO

S. K. CHATTERJEE
Company Secretary

Mumbai: April 25, 2018

Standalone Cash Flow Statement for the year ended March 31, 2018

₹ in Crores

Particulars	Year Ended March 31, 2018	Year Ended March 31, 2017
(A) Cash Flow from Operating Activities:		
Profit Before tax	3,301.84	3,775.95
Adjustments for:		
Depreciation and Amortisation	1,763.56	1,267.87
Fair Valuation of Investments	(263.57)	(378.57)
Fair Valuation of VAT Deferment Loan	(3.86)	(17.82)
Fair Value movement in Derivative Instruments	(3.07)	15.50
Compensation Expenses under Employees Stock Options Scheme	7.85	5.45
Allowances for Credit Losses on Advances / Debts (net)	22.94	16.87
Impairment in value of Investments	-	13.69
Bad Debts Written-off	0.06	0.07
Excess Provision written back (net)	(136.88)	(182.02)
Provision for Mines Restoration	30.53	-
Interest and Dividend Income	(72.51)	(69.89)
Finance Costs	1,186.30	571.39
Loss on Sale / Retirement of Property, Plant and Equipment (net)	5.44	2.04
Profit on Sale of Current and Non-Current Investments (net)	(114.81)	(68.33)
Operating Profit before Working Capital Changes	5,723.82	4,952.20
Movements in working capital:		
Increase in Trade payables and other Liabilities	308.53	476.30
Increase / (Decrease) in Provisions	169.25	(1.35)
(Increase) / Decrease in Trade receivables	(427.70)	123.40
(Increase) / Decrease in Inventories	(629.63)	52.62
(Increase) in Financial and Other Assets	(687.52)	(149.64)
Cash generated from Operations	4,456.75	5,453.53
Taxes paid	(839.07)	(730.66)
Net Cash generated from Operating Activities (A)	3,617.68	4,722.87
(B) Cash Flow from Investing Activities:		
Purchase of Property, Plant and Equipment	(1,938.00)	(1,260.94)
Sale of Property, Plant and Equipment	108.38	31.93
Expenditure for Cost of transfer of Assets	(6.16)	(4.20)
Sale of Liquid Investment (net)	13.80	68.31
Purchase of Investments	(3,960.23)	(3,376.88)
Sale of Investments	5,574.22	2,160.29
Investment in Non-Current Bank Fixed deposits	(1.23)	(1.15)
Redemption / (Investment) in Other Bank deposits	2,031.45	(7.43)
Investment in Subsidiaries / Joint Venture	(3.64)	(34.00)
Dividend Received	13.68	13.75
Interest Received	59.62	45.20
Net Cash generated from / (used in) Investing Activities (B)	1,891.89	(2,365.12)

Standalone Cash Flow Statement for the year ended March 31, 2018 (Continued)

₹ in Crores

Particulars	Year Ended March 31, 2018	Year Ended March 31, 2017
(C) Cash Flow from Financing Activities:		
Proceeds from Issue of Share Capital on Exercise of ESOS	15.72	6.60
Repayment of Non-Current Borrowings	(6,160.09)	(3,088.97)
Proceeds from Non-Current Borrowings	15,772.26	2,878.48
Repayment of Current Borrowings (net)	(2,953.01)	(1,323.23)
Repayment of Borrowings transferred from JAL and JCCL, pursuant to Scheme of Arrangement	(10,686.55)	-
Interest Paid	(1,154.19)	(547.04)
Dividend Paid Including (Dividend Distribution Tax)	(330.68)	(308.48)
Net Cash used in Financing Activities (C)	(5,496.54)	(2,382.64)
Net Increase / (Decrease) in Cash and Cash Equivalents (A + B + C)	13.03	(24.89)
Cash and Cash Equivalents at the beginning of the year	50.88	75.77
Cash and Cash Equivalents at the end of the year (Refer Note 10)	63.91	50.88

Notes:

- Cash flow statement has been prepared under the indirect method as set out in Ind AS - 7 specified under Section 133 of the Act.
- Purchase of Property, Plant and Equipment includes movements of capital work-in-progress (including capital advances) during the year.
- The Scheme of arrangement between JAL, JCCL and the Company does not involve any cash outflow and the consideration has been discharged through issue of debentures and preference shares. (Refer Note 35)
- Changes in liabilities arising from financing activities:

Particulars	As at March 31, 2017	Cashflows	Non-Cash changes		As at March 31, 2018
			Fair Value Adjustment	Others on account of acquisition (Refer note 35)	
Non-Current Borrowing (including current maturities of Non-Current Borrowing)	5,224.59	(576.83)	(105.09)	10,189.00	14,731.67
Current Borrowing	1,015.84	(3,450.56)	-	5,122.55	2,687.83
	6,240.43	(4,027.39)	(105.09)	15,311.55	17,419.50

Significant Accounting Policies**Note 1**

The accompanying notes form an integral part of the Standalone Financial Statements.

In terms of our report attached.

For and on behalf of the Board of Directors

For **B S R & Co. LLP**
Chartered Accountants
Firm Registration No: 101248W/W-100022

For **Khimji Kunverji & Co.**
Chartered Accountants
Firm Registration No: 105146W

K. K. MAHESHWARI
Managing Director

S. B. MATHUR
Director

VIJAY MATHUR
Partner
Membership No: 46476

KETAN VIKAMSEY
Partner
Membership No: 44000

ATUL DAGA
Whole-time Director and CFO

S. K. CHATTERJEE
Company Secretary

Mumbai: April 25, 2018

Notes to Standalone Financial Statements

NOTE 1(A): Company Overview and Significant Accounting Policies:

Company Overview

UltraTech Cement Limited (the Company) is a Public Limited Company incorporated in India having its registered office at Mumbai, Maharashtra, India. The Company is engaged in the manufacturing and selling of Cement and Cement related products.

Significant Accounting Policies

(a) Statement of Compliance:

These standalone financial statements (hereinafter referred to as “financial statements” in the standalone financial statements) are prepared in accordance with the Indian Accounting Standards (“Ind AS”) as per the Companies (Indian Accounting Standards) Rules, 2015 notified under Section 133 of Companies Act, 2013 (“the Act”), other relevant provisions of the Act and guidelines issued by the Securities and Exchange Board of India (SEBI), as applicable.

The financial statements are authorized for issue by the Board of Directors of the Company at their meeting held on April 25, 2018.

(b) Basis of Preparation and Presentation:

Basis of Preparation

The financial statements have been prepared on a historical cost basis, except for the following assets and liabilities:

- i) Derivative Financial Instruments measured at fair value
- ii) Certain financial assets and liabilities measured at fair value (refer accounting policy regarding financial instruments)
- iii) Assets held for disposal – measured at the lower of its carrying amount and fair value less costs to sell
- iv) Employee’s Defined Benefit Plan as per actuarial valuation; and
- v) Assets and liabilities acquired under Business Combination measured at fair value.

Fair value is the price that would be received to sell an asset or paid to transfer a liability in an orderly transaction between market participants at the measurement date under current market conditions, regardless of whether that price is directly observable or estimated using another valuation technique. In determining the fair value of an asset or a liability, the Company takes into account the characteristics of the asset or liability if market participants would take those characteristics into account when pricing the asset or liability at the measurement date.

Functional and Presentation Currency

- i) The financial statements are presented in Indian Rupees, which is the functional currency of the Company and the currency of the primary economic environment in which the Company operates.
- ii) Figures less than ₹ 50,000 have been shown at actual, wherever statutorily required to be disclosed, all other figures have been rounded off to the nearest ₹ in lakhs, unless otherwise stated.

Classification of Assets and Liabilities into Current/Non-Current

The Company has ascertained its operating cycle as twelve months for the purpose of Current / Non-Current classification of its Assets and Liabilities.

Notes to Standalone Financial Statements (Continued)

For the purpose of Balance Sheet, an asset is classified as current if:

- i) It is expected to be realised, or is intended to be sold or consumed, in the normal operating cycle; or
- ii) It is held primarily for the purpose of trading; or
- iii) It is expected to realise the asset within twelve months after the reporting period; or
- iv) The asset is a cash or cash equivalent unless it is restricted from being exchanged or used to settle a liability for at least twelve months after the reporting period.

All other assets are classified as non-current.

Similarly, a liability is classified as current if:

- i) It is expected to be settled in the normal operating cycle; or
- ii) It is held primarily for the purpose of trading; or
- iii) It is due to be settled within twelve months after the reporting period; or
- iv) The Company does not have an unconditional right to defer the settlement of the liability for at least twelve months after the reporting period. Terms of a liability that could result in its settlement by the issue of equity instruments at the option of the counterparty does not affect this classification.

All other liabilities are classified as non-current.

(c) Property, Plant and Equipment (PPE):

The initial cost of PPE comprises its purchase price, including import duties and non-refundable purchase taxes, and any directly attributable costs of bringing an asset to working condition and location for its intended use, including relevant borrowing costs and any expected costs of decommissioning, less accumulated depreciation and accumulated impairment losses, if any. Expenditure incurred after the PPE have been put into operation, such as repairs and maintenance, are charged to the Statement of Profit and Loss in the period in which the costs are incurred.

If significant parts of an item of PPE have different useful lives, then they are accounted for as separate items (major components) of PPE.

Material items such as spare parts, stand-by equipment and service equipment are classified as PPE when they meet the definition of PPE as specified in Ind AS 16 – Property, Plant and Equipment.

Any gain or loss on disposal of an item of property, plant and equipment is recognised in the Statement of Profit and Loss.

(d) Expenditure during construction period:

Expenditure/ Income during construction period (including financing cost related to borrowed funds for construction or acquisition of qualifying PPE) is included under Capital Work-in-Progress, and the same is allocated to the respective PPE on the completion of their construction. Advances given towards acquisition or construction of PPE outstanding at each reporting date are disclosed as Capital Advances under “Other non-current Assets”.

(e) Depreciation:

Depreciation is the systematic allocation of the depreciable amount of PPE over its useful life and is provided on a straight-line basis over the useful lives as prescribed in Schedule II to the Act or as per technical assessment. Freehold Land with indefinite life is not depreciated.

Notes to Standalone Financial Statements (Continued)

Depreciable amount for PPE is the cost of PPE less its estimated residual value. The useful life of PPE is the period over which PPE is expected to be available for use by the Company, or the number of production or similar units expected to be obtained from the asset by the Company.

In case of certain classes of PPE, the Company uses different useful lives than those prescribed in Schedule II to the Act. The useful lives have been assessed based on technical advice, taking into account the nature of the PPE and the estimated usage of the asset on the basis of management's best estimation of obtaining economic benefits from those classes of assets.

Such classes of assets and their estimated useful lives / basis of amortisation are as under:

No.	Nature	Useful life / Basis of amortisation
1	Buildings	3-60 Years
2	Plant & Machinery	8-30 Years
3	Leasehold Land	Over the lease agreement
4	Office Equipment	4-7 Years
5	Furniture and Fixtures	7-12 Years
6	Mobile Phones	3 Years
7	Company Vehicles (other than those provided to the employees)	5-12 Years
8	Motor Cars given to the employees as per the Company's Scheme	4-5 Years
9	Servers and Networks	3 Years
10	Stores and Spares in the nature of PPE	10-30 Years
11	Assets individually costing less than or equal to ₹ 10,000	Fully Depreciated in the year of purchase

Depreciation on additions is provided on a pro-rata basis from the month of installation or acquisition and in case of Projects from the date of commencement of commercial production. Depreciation on deductions/disposals is provided on a pro-rata basis up to the month preceding the month of deduction/disposal.

(f) Intangible Assets and Amortisation:

- Internally generated Intangible Assets:**

Expenditure pertaining to research is expensed out as and when incurred. Expenditure incurred on development is capitalised if such expenditure leads to creation of an asset, otherwise such expenditure is charged to the Statement of Profit and Loss.

- Intangible Assets acquired separately:**

Intangible assets with finite useful lives that are acquired separately are carried at cost less accumulated amortisation and accumulated impairment, if any. The Company determines the amortisation period as the period over which the future economic benefits will flow to the Company after taking into account all relevant facts and circumstances. The estimated useful life and amortisation method are reviewed periodically, with the effect of any changes in estimate being accounted for on a prospective basis.

- Class of intangible assets and their estimated useful lives / basis of amortisation are as under:**

No.	Nature	Useful life / Basis of amortisation
1	Jetty Rights	Over the period of the relevant agreement such that the cumulative amortisation is not less than the cumulative rebate availed by the Company.
2	Mining Rights	Over the period of the respective mining agreement.
3	Mining Reserve	On the basis of material extraction (proportion of material extracted per annum to total mining reserve).
4	Software	3 Years

Notes to Standalone Financial Statements (Continued)

(g) Non-current assets (or disposal groups) classified as held for disposal:

Assets are classified as held for disposal and stated at the lower of carrying amount and fair value less costs to sell.

To classify any Asset as "Asset held for disposal" the asset must be available for immediate sale and its sale must be highly probable. Such assets or group of assets are presented separately in the Balance Sheet, in the line "Assets held for disposal". Once classified as held for disposal, intangible assets and PPE are no longer amortised or depreciated.

(h) Impairment of Non-Financial Assets:

At the end of each reporting period, the Company reviews the carrying amounts of non-financial assets to determine whether there is any indication that those assets have suffered an impairment loss. If any such indication exists, the recoverable amount of the asset is estimated in order to determine the extent of the impairment loss (if any). When it is not possible to estimate the recoverable amount of an individual asset, the Company estimates the recoverable amount of the cash-generating unit to which the asset belongs. When a reasonable and consistent basis of allocation can be identified, corporate assets are also allocated to individual cash-generating units, or otherwise they are allocated to the smallest group of cash-generating units for which a reasonable and consistent allocation basis can be identified.

Intangible assets with indefinite useful lives and intangible assets not yet available for use are tested for impairment at least annually, and whenever there is an indication that the asset may be impaired.

Recoverable amount is the higher of fair value less costs of disposal and value in use. In assessing value in use, the estimated future cash flows are discounted to their present value using a pre-tax discount rate that reflects current market assessments of the time value of money and the risks specific to the asset for which the estimates of future cash flows have not been adjusted.

If the recoverable amount of an asset (or cash-generating unit) is estimated to be less than its carrying amount, the carrying amount of the asset (or cash-generating unit) is reduced to its recoverable amount. An impairment loss is recognised immediately in Statement of Profit and Loss, unless the relevant asset is carried at a revalued amount, in which case the impairment loss is treated as a revaluation decrease.

When an impairment loss subsequently reverses, the carrying amount of the asset (or a cash-generating unit) is increased to the revised estimate of its recoverable amount, but so that the increased carrying amount does not exceed the carrying amount that would have been determined had no impairment loss been recognised for the asset (or cash-generating unit) in prior years. A reversal of an impairment loss is recognised immediately in the Statement of Profit and Loss, unless the relevant asset is carried at a revalued amount, in which case the reversal of the impairment loss is treated as a revaluation increase.

(i) Inventories:

Inventories are valued as follows:

- **Raw materials, fuel, stores & spare parts and packing materials:**
Valued at lower of cost and net realisable value (NRV). However, these items are considered to be realisable at cost, if the finished products, in which they will be used, are expected to be sold at or above cost. Cost is determined on weighted average basis which includes expenditure incurred for acquiring inventories like purchase price, import duties, taxes (net of tax credit) and other costs incurred in bringing the inventories to their present location and condition.
- **Work-in- progress (WIP), finished goods, stock-in-trade and trial run inventories:**
Valued at lower of cost and NRV. Cost of Finished goods and WIP includes cost of raw materials, cost of conversion and other costs incurred in bringing the inventories to their present location and condition. Cost of inventories is computed on weighted average basis.

Notes to Standalone Financial Statements (Continued)

- **Waste / Scrap:**

Waste / Scrap inventory is valued at NRV.

Net realisable value is the estimated selling price in the ordinary course of business, less the estimated costs of completion and the estimated costs necessary to make the sale.

(j) Employee Share based payments:

Equity- settled share-based payments to employees are measured at the fair value of the employee stock options at the grant date.

The fair value determined at the grant date of the equity-settled share-based payments is amortised over the vesting period, based on the Company's estimate of equity instruments that will eventually vest, with a corresponding increase in equity.

At the end of each reporting period, the Company revises its estimate of the number of equity instruments expected to vest. The impact of the revision of the original estimates, if any, is recognised in the Statement of Profit and Loss such that the cumulative expense reflects the revised estimate, with a corresponding adjustment to the equity-settled employee benefits reserve.

(k) Borrowing Costs:

General and specific borrowing costs that are attributable to the acquisition, construction or production of a qualifying asset are capitalised as part of the cost of such asset till such time the asset is ready for its intended use and borrowing costs are being incurred. A qualifying asset is an asset that necessarily takes a substantial period of time to get ready for its intended use. All other borrowing costs are recognised as an expense in the period in which they are incurred.

Borrowing cost includes interest expense, amortization of discounts, hedge related cost incurred in connection with foreign currency borrowings, ancillary costs incurred in connection with borrowing of funds and exchange difference arising from foreign currency borrowings to the extent they are regarded as an adjustment to the Interest cost.

Investment income earned on the temporary investment of specific borrowings pending their expenditure on qualifying assets is deducted from the borrowing costs eligible for capitalisation.

(l) Government Grants:

Government grants, related to assets, are recognised in the Statement of Profit and Loss on a systematic basis over the periods in which the Company recognises the related costs for which the grants are intended to compensate.

Government grants related to income under State Investment Promotion Scheme linked with VAT / GST payment, are recognised in the Statement of Profit and Loss in the period in which they become receivable.

Government grants are not recognised until there is reasonable assurance that the Company will comply with the conditions attached to them and that the grants will be received.

The benefit of a government loan at a below-market rate of interest is treated as a government grant, measured as the difference between proceeds received and the fair value of the loan based on prevailing market interest rates and is being recognised in the Statement of Profit and Loss.

(m) Provisions, Contingent Liabilities and Contingent Assets:

Provisions are recognised when the Company has a present obligation (legal or constructive) as a result of a past event and it is probable that an outflow of resources, that can be reliably estimated, will be required to settle such an obligation.

Notes to Standalone Financial Statements (Continued)

If the effect of the time value of money is material, provisions are determined by discounting the expected future cash flows to net present value using an appropriate pre-tax discount rate that reflects current market assessments of the time value of money and, where appropriate, the risks specific to the liability. Unwinding of the discount is recognised in the Statement of Profit and Loss as a finance cost. Provisions are reviewed at each reporting date and are adjusted to reflect the current best estimate.

A present obligation that arises from past events where it is either not probable that an outflow of resources will be required to settle or a reliable estimate of the amount cannot be made, is disclosed as a contingent liability. Contingent liabilities are also disclosed when there is a possible obligation arising from past events, the existence of which will be confirmed only by the occurrence or non-occurrence of one or more uncertain future events not wholly within the control of the Company.

Claims against the Company where the possibility of any outflow of resources in settlement is remote, are not disclosed as contingent liabilities.

Contingent assets are not recognised or disclosed in financial statements since this may result in the recognition of income that may never be realised. However, when the realisation of income is virtually certain, then the related asset is not a contingent asset and is recognised.

(n) Mines Restoration Provision:

An obligation for restoration, rehabilitation and environmental costs arises when environmental disturbance is caused by the development or ongoing extraction from mines. Costs arising from restoration at closure of the mines and other site preparation work are provided for based on their discounted net present value, with a corresponding amount being capitalised at the start of each project. The amount provided for is recognised, as soon as the obligation to incur such costs arises. These costs are charged to the Statement of Profit and Loss over the life of the operation through the depreciation of the asset and the unwinding of the discount on the provision. The costs are reviewed periodically and are adjusted to reflect known developments which may have an impact on the cost or life of operations. The cost of the related asset is adjusted for changes in the provision due to factors such as updated cost estimates, new disturbance and revisions to discount rates. The adjusted cost of the asset is depreciated prospectively over the lives of the assets to which they relate. The unwinding of the discount is shown as a finance cost in the Statement of Profit and Loss.

(o) Revenue Recognition:

Revenue is recognized to the extent that it is probable that the economic benefits will flow to the Company and the amount can be reliably measured.

- Revenue is measured at the fair value of consideration received or receivable taking into account the amount of discounts, volume rebates, outgoing taxes on sales and are recognised when all significant risks and rewards of ownership of the goods sold are transferred.
- Dividend income is accounted for when the right to receive the income is established.
- Difference between the sale price and carrying value of investment is recognised as profit or loss on sale / redemption on investment on trade date of transaction.

(p) Lease:

Leases are classified as finance leases whenever the terms of the lease transfer substantially all the risks and rewards of ownership to the lessee. All other leases are classified as Operating Leases.

Operating Lease: Lease rentals are charged or recognised in the Statement of Profit and Loss on a straight-line basis over the lease term, except where the payment are structured to increase in line with expected general inflation to compensate for the expected inflationary cost increase.

Notes to Standalone Financial Statements (Continued)

Finance Lease: Assets held under finance leases are recognised as assets of the Company at their fair value at the inception of the lease or, if lower, at the present value of the minimum lease payments. The corresponding liability to the lessor is included in the Balance Sheet as a finance lease obligation. Lease payments are apportioned between finance charges and reduction of the lease obligation so as to achieve a constant rate of interest on the remaining balance of the liability. Finance charges are charged to the Statement of Profit and Loss, unless they are directly attributable to qualifying assets, in which case they are capitalised in accordance with the Company's policy on borrowing costs.

(q) Employee benefits:

Gratuity

The gratuity, a defined benefit plan, payable to the employees is based on the employees' service and last drawn salary at the time of the leaving of the services of the Company and is in accordance with the Rules of the Company for payment of Gratuity. Liability with regards to gratuity plan is determined using the projected unit credit method, with actuarial valuations being carried out by a qualified independent actuary at the end of each annual reporting period. Re-measurement, comprising actuarial gains and losses, the effect of the changes to the asset ceiling (if applicable) and the return on plan assets (excluding net interest), is reflected immediately in the Balance Sheet with a charge or credit recognised in Other Comprehensive Income (OCI) in the period in which they occur. Re-measurement recognised in OCI is reflected immediately in retained earnings and will not be reclassified to Statement of Profit and Loss. Past service cost is recognised in the Statement of Profit and Loss in the period of a plan amendment. Net interest is calculated by applying the discount rate at the beginning of the period to the net defined benefit liability or asset and is recognised in the Statement of Profit and Loss. Defined benefit costs are categorised as follows:

- service cost (including current service cost, past service cost, as well as gains and losses on curtailments and settlements);
- net interest expense or income; and
- re-measurement

The present value of the defined benefit plan liability is calculated using a discount rate which is determined by reference to market yields at the end of the reporting period on government bonds.

The defined benefit obligation recognised in the Balance Sheet represents the actual deficit or surplus in the Company's defined benefit plans. Any surplus resulting from this calculation is limited to the present value of any economic benefits available in the form of refunds from the plans or reductions in future contributions to the plans.

A liability for a termination benefit is recognised at the earlier of when the entity can no longer withdraw the offer of the termination benefit and when the entity recognises any related restructuring costs.

Superannuation

Certain employees of group is eligible for participation in defined contribution plans such as superannuation and national pension fund. Contributions towards these funds are recognized as an expense periodically based on the contribution by the group, since group has no further obligation beyond its periodic contribution.

Provident Fund

The eligible employees of the Company are entitled to receive benefits in respect of provident fund, which is a defined benefit plan, for which both the employees and the Company make monthly contributions at a specified percentage of the covered employees' salary. The contributions as specified under the law are made to the approved provident fund which is set up by the Company. The Company is liable for annual contributions and any shortfall in the fund assets based on the government specified minimum rates of return and recognises such contributions and shortfall, if any, as an expense in the year incurred.

Notes to Standalone Financial Statements (Continued)

Other employee benefits

A liability is recognised for benefits accruing to employees in respect of wages and salaries, annual leave and sick leave in the period the related service is rendered.

Liabilities recognised in respect of short-term employee benefits are measured at the undiscounted amount of the benefits expected to be paid in exchange for the related service.

Liabilities recognised in respect of other long-term employee benefits are measured using the projected unit credit method by a qualified independent actuary at the end of each annual reporting period, at the present value of the estimated future cash outflows expected to be made by the Company in respect of services provided by employees up to the reporting date. Remeasurement gains / losses are recognised in the Statement of Profit and Loss in the period in which they arise.

(r) Income Taxes:

Income Tax expenses comprise current tax and deferred tax charge or credit.

Current Tax is measured on the basis of estimated taxable income for the current accounting period in accordance with the applicable tax rates and the provisions of the Income-Tax Act, 1961 and other applicable tax laws.

Deferred tax is provided, on all temporary differences at the reporting date between the tax base of assets and liabilities and their carrying amounts for financial reporting purposes. Deferred tax assets and liabilities are measured at the tax rates that are expected to be applied to the temporary differences when they reverse, based on the laws that have been enacted or substantively enacted at the reporting date. Tax relating to items recognised directly in equity or OCI is recognised in equity or OCI and not in the Statement of Profit and Loss. MAT Credits are in the form of unused tax credits that are carried forward by the Company for a specified period of time, hence it is grouped with Deferred Tax Asset. MAT is recognised as an asset only when and to the extent there is convincing evidence that the Company will pay normal income tax during the specified period.

Deferred tax assets and liabilities are offset if there is a legally enforceable right to offset current tax liabilities and assets, and they relate to income taxes levied by the same tax authority, but they intend to settle current tax liabilities and assets on a net basis or their tax assets and liabilities will be realized simultaneously.

A deferred tax asset is recognized to the extent that it is probable that future taxable profits will be available against which the temporary difference can be utilised. Deferred tax assets are reviewed at each reporting date and are reduced to the extent that it is no longer probable.

(s) Earnings Per Share:

The basic Earnings Per Share ("EPS") is computed by dividing the net profit / (loss) after tax for the year attributable to the equity shareholders by the weighted average number of equity shares outstanding during the year.

For the purpose of calculating diluted earnings per share, net profit / (loss) after tax for the year attributable to the equity shareholders and the weighted average number of equity shares outstanding during the year are adjusted for the effects of all dilutive potential equity shares.

(t) Foreign Currency transactions:

Transactions in currencies other than the Company's functional currency (i.e. foreign currencies) are recognised at the rates of exchange prevailing at the dates of the transactions. At the end of each reporting period, monetary items denominated in foreign currencies are translated at the rates prevailing at that date. Non-monetary items carried at fair value that are denominated in foreign currencies are translated at the rates prevailing at the date when the fair value was determined. Non-monetary items that are measured in terms of historical cost in a foreign currency are translated using the exchange rate as at the date of initial transactions.

Notes to Standalone Financial Statements (Continued)

Exchange differences on monetary items are recognised in the Statement of Profit and Loss in the period in which they arise except for:

- exchange differences on foreign currency borrowings relating to assets under construction for future productive use, which are included in the cost of those assets when they are regarded as an adjustment to interest costs on those foreign currency borrowings.
- exchange differences relating to qualifying effective cash flow hedges and qualifying net investment hedges in foreign operations which are recognised in OCI.

(u) Investment in Subsidiaries, Associates and Joint Ventures:

The Company's investment in its subsidiaries, associates and Joint Ventures are carried at cost.

(v) Financial Instruments:

Financial assets and financial liabilities are recognised when a Company becomes a party to the contractual provisions of the instruments.

Initial Recognition:

Financial assets and financial liabilities are initially measured at fair value. Transaction costs that are directly attributable to the acquisition or issue of financial assets and financial liabilities (other than financial assets and financial liabilities at fair value through profit or loss and ancillary costs related to borrowings) are added to or deducted from the fair value of the financial assets or financial liabilities, as appropriate, on initial recognition. Transaction costs directly attributable to the acquisition of financial assets or financial liabilities at fair value through profit or loss are amortised over the tenor of the financial liability.

Classification and Subsequent Measurement: Financial Assets

The Company classifies financial assets as subsequently measured at amortised cost, Fair Value through Other Comprehensive Income ("FVOCI") or Fair Value through Profit or Loss ("FVTPL") on the basis of following:

- the entity's business model for managing the financial assets and
- the contractual cash flow characteristics of the financial asset.

Amortised Cost:

A financial asset shall be classified and measured at amortised cost if both of the following conditions are met:

- the financial asset is held within a business model whose objective is to hold financial assets in order to collect contractual cash flows and
- the contractual terms of the financial asset give rise on specified dates to cash flows that are solely payments of principal and interest on the principal amount outstanding.

In case of financial assets classified and measured at amortised cost, any interest income, foreign exchange gains or losses and impairment are recognised in the Statement of Profit and Loss.

Fair Value through OCI:

A financial asset shall be classified and measured at fair value through OCI if both of the following conditions are met:

- the financial asset is held within a business model whose objective is achieved by both collecting contractual cash flows and selling financial assets and
- the contractual terms of the financial asset give rise on specified dates to cash flows that are solely payments of principal and interest on the principal amount outstanding.

Notes to Standalone Financial Statements (Continued)

Fair Value through Profit or Loss:

A financial asset shall be classified and measured at fair value through profit or loss unless it is measured at amortised cost or at fair value through OCI.

All recognised financial assets are subsequently measured in their entirety at either amortised cost or fair value, depending on the classification of the financial assets.

For financial assets at FVTPL, net gains or losses, including any interest or dividend income, are recognised in the Statement of Profit and Loss.

Classification and Subsequent Measurement: Financial liabilities

Financial liabilities are classified as either financial liabilities at FVTPL or 'other financial liabilities'.

Financial Liabilities at FVTPL:

Financial liabilities are classified as at FVTPL when the financial liability is held for trading or is a derivative (except for effective hedge) or are designated upon initial recognition as FVTPL.

Gains or Losses, including any interest expense on liabilities held for trading are recognised in the Statement of Profit and Loss.

Other Financial Liabilities:

Other financial liabilities (including borrowings and trade and other payables) are subsequently measured at amortised cost using the effective interest method.

The effective interest rate is the rate that exactly discounts estimated future cash payments (including all fees and points paid or received that form an integral part of the effective interest rate, transaction costs and other premiums or discounts) through the expected life of the financial liability, or (where appropriate) a shorter period, to the amortised cost on initial recognition.

Interest expense (based on the effective interest method), foreign exchange gains and losses, and any gain or loss on derecognition is recognised in the Statement of Profit and Loss.

Impairment of financial assets:

Expected credit losses are recognized for all financial assets subsequent to initial recognition other than financials assets in FVTPL category. For financial assets other than trade receivables, as per Ind AS 109, the Company recognises 12 month expected credit losses for all originated or acquired financial assets if at the reporting date the credit risk of the financial asset has not increased significantly since its initial recognition. The expected credit losses are measured as lifetime expected credit losses if the credit risk on financial asset increases significantly since its initial recognition.

The Company's trade receivables do not contain significant financing component and as per simplified approach, loss allowances on trade receivables are measured using provision matrix at an amount equal to life time expected losses i.e. expected cash shortfall.

The impairment losses and reversals are recognised in Statement of Profit and Loss.

Derecognition of financial assets and financial liabilities:

The Company derecognises a financial asset when the contractual rights to the cash flows from the asset expire, or when it transfers the financial asset and substantially all the risks and rewards of ownership of the asset to another party. If the Company neither transfers nor retains substantially all the risks and rewards of ownership and continues

Notes to Standalone Financial Statements (Continued)

to control the transferred asset, the Company recognises its retained interest in the asset and an associated liability for amounts it may have to pay. If the Company retains substantially all the risks and rewards of ownership of a transferred financial asset, the Company continues to recognise the financial asset and also recognises an associated liability for amounts it has to pay.

On derecognition of a financial asset, the difference between the asset's carrying amount and the sum of the consideration received and receivable and the cumulative gain or loss that had been recognised in OCI and accumulated in equity is recognised in the Statement of Profit and Loss.

The Company de-recognises financial liabilities when and only when, the Company's obligations are discharged, cancelled or have expired. The difference between the carrying amount of the financial liability de-recognised and the consideration paid and payable is recognised in the Statement of Profit and Loss.

(w) Cash and cash equivalents:

Cash and cash equivalents in the Balance Sheet comprise cash at bank and in hand and short-term deposits with banks that are readily convertible into cash which are subject to insignificant risk of changes in value and are held for the purpose of meeting short-term cash commitments.

(x) Financial liabilities and equity instruments:

- **Classification as debt or equity**

Debt and equity instruments issued by the Company are classified as either financial liabilities or as equity in accordance with the substance of the contractual arrangements and the definitions of a financial liability and an equity instrument.

- **Equity instruments**

An equity instrument is any contract that evidences a residual interest in the assets of an entity after deducting all of its liabilities. Equity instruments issued by a Company are recognised at the proceeds received.

(y) Derivative financial instruments:

The Company enters into derivative financial instruments viz. foreign exchange forward contracts, interest rate swaps and cross currency swaps to manage its exposure to interest rate, foreign exchange rate risks and commodity prices. The Company does not hold derivative financial instruments for speculative purposes.

Derivatives are initially recognised at fair value at the date the derivative contracts are entered into and are subsequently remeasured to their fair value at the end of each reporting period. The resulting gain or loss is recognised in profit or loss immediately excluding derivatives designated as cashflow hedge.

(z) Hedge accounting:

The Company designates certain hedging instruments in respect of foreign currency risk, interest rate risk and commodity price risk as cash flow hedges. At the inception of the hedge relationship, the entity documents the relationship between the hedging instrument and the hedged item, along with its risk management objectives and its strategy for undertaking various hedge transactions. Furthermore, at the inception of the hedge and on an ongoing basis, the Company documents whether the hedging instrument is highly effective in offsetting changes in fair values or cash flows of the hedged item attributable to the hedged risk.

The effective portion of changes in the fair value of the designated portion of derivatives that qualify as cash flow hedges is recognised in OCI and accumulated under equity. The gain or loss relating to the ineffective portion is recognised immediately in profit or loss.

Amounts previously recognised in OCI and accumulated in equity relating to effective portion as described above are reclassified to profit or loss in the periods when the hedged item affects profit or loss, in the same line as

Notes to Standalone Financial Statements (Continued)

the recognised hedged item. However, when the hedged forecast transaction results in the recognition of a non-financial asset or a non-financial liability, such gains and losses are transferred from equity and included in the initial measurement of the cost of the non-financial asset or non-financial liability.

Hedge accounting is discontinued prospectively when the hedging instrument expires or is sold, terminated, or exercised, or when it no longer qualifies for hedge accounting. Any gain or loss recognised in OCI and accumulated in equity at that time remains in equity and is recognised when the forecast transaction is ultimately recognised in profit or loss. When a forecast transaction is no longer expected to occur, the gain or loss accumulated in equity is recognised immediately in profit or loss.

(aa) Segment Reporting - Identification of Segments:

An operating segment is a component of the Company that engages in business activities from which it may earn revenues and incur expenses, whose operating results are regularly reviewed by the company's chief operating decision maker to make decisions for which discrete financial information is available. Based on the management approach as defined in Ind AS 108, the chief operating decision maker evaluates the Company's performance and allocates resources based on an analysis of various performance indicators by business segments and geographic segments.

(bb) Business Combination:

The Company applies the acquisition method in accounting for business combinations. The consideration transferred by the Company to obtain control of a business is calculated as the sum of the fair values of assets transferred, liabilities incurred and the equity interests issued by the Company as at the acquisition date i.e. date on which it obtains control of the acquiree which includes the fair value of any asset or liability arising from a contingent consideration arrangement. Acquisition-related costs are recognised in the Statement of Profit and Loss as incurred, except to the extent related to the issue of debt or equity securities.

Identifiable assets acquired and liabilities assumed in a business combination are measured initially at their fair values on acquisition-date.

Intangible Assets acquired in a Business Combination and recognised separately from Goodwill are initially recognised at their fair value at the acquisition date (which is regarded as their cost).

Subsequent to initial recognition, intangible assets acquired in a Business Combination are reported at cost less accumulated amortisation and accumulated impairment losses, on the same basis as intangible assets that are acquired separately.

Goodwill is measured as the excess of the aggregate of the consideration transferred and the amount recognised for non-controlling interests, and any previous interest held, over the net identifiable assets acquired and liabilities assumed. If the fair value of the net assets acquired is in excess of the aggregate consideration transferred, the excess is termed as Bargain Purchase.

In case of a Bargain Purchase, before recognizing a gain in respect thereof, the Company determines whether there exists clear evidence of the underlying reasons for classifying the business combination as a bargain purchase thereafter, the Company reassesses whether it has correctly identified all the assets acquired and liabilities assumed and recognises any additional assets or liabilities that are so identified, any gain thereafter is recognised in OCI and accumulated in equity as Capital Reserve. If there does not exist clear evidence of the underlying reasons for classifying the Business combination as a bargain purchase, the Company recognises the gain, after reassessing and reviewing, directly in equity as Capital Reserve.

Contingent consideration is classified either as equity or financial liability. Amount classified as financial liability are subsequently re-measured to fair value with changes in fair value recognised in Statement of Profit and Loss.

Notes to Standalone Financial Statements (Continued)

NOTE 1(B): Critical Accounting Judgments and Key Sources of Estimation Uncertainty:

The preparation of the Company's financial statements requires management to make judgments, estimates and assumptions that affect the reported amounts of revenues, expenses, assets and liabilities, and the accompanying disclosures, and the disclosure of contingent liabilities. Uncertainty about these assumptions and estimates could result in outcomes that require a material adjustment to the carrying amount of assets or liabilities affected in future periods.

(a) Critical judgments in applying accounting policies:

In the process of applying the Company's accounting policies, management has made the following judgments, which have the most significant effect on the amounts recognised in the standalone financial statements.

Classification of Madanpur (North) Coal Company Limited as Investment in an Associate:

A Joint Venture Company (JV) "Madanpur (North) Coal Company Limited" was formed by allocatees of Madanpur North Coal Block. As per Ind AS 111, when all the parties, or a group of parties, considered collectively, are able to direct the activities that significantly affect the returns of the arrangement (i.e. the relevant activities), the parties control the arrangement collectively. Also, joint control exists only when decisions about the relevant activities require the unanimous consent of all the parties. In terms of the JV agreement between the parties, each JV partner has right to nominate one director on the board of JV and major decisions shall be taken by a majority of 75% of the directors present. Since there is no unanimous consent required from the parties, in the judgement of the management the Company does not have joint control over the JV. However, considering the Company's representation in the board and the extent of its ability to exercise the influence over the decision over the relevant activities, the JV has been considered as an associate and accounted under the equity method.

(b) Key assumptions:

The key assumptions concerning the future and other key sources of estimation uncertainty at the reporting date, that have a significant risk of causing a material adjustment to the carrying amounts of assets and liabilities within the next financial year, are described below. The Company based its assumptions and estimates on parameters available when the financial statements were prepared. Existing circumstances and assumptions about future developments, however, may change due to market changes or circumstances arising that are beyond the control of the Company. Such changes are reflected in the assumptions when they occur.

i) **Useful Lives of Property, Plant & Equipment:**

The Company uses its technical expertise along with historical and industry trends for determining the economic life of an asset/component of an asset. The useful lives are reviewed by management periodically and revised, if appropriate. In case of a revision, the unamortised depreciable amount is charged over the remaining useful life of the assets. In case of certain mining rights the amortisation is based on the extracted quantity to the total mineral reserve.

ii) **Fair value measurement of financial instruments:**

When the fair values of financial assets and financial liabilities recorded in the balance sheet cannot be measured based on quoted prices in active markets, their fair value is measured using valuation techniques including the Discounted Cash Flow model. The inputs to these models are taken from observable markets where possible, but where this is not feasible, a degree of judgment is required in establishing fair values. Judgments include considerations of inputs such as liquidity risk, credit risk and volatility.

iii) **Defined benefit plans:**

The cost of the defined benefit gratuity plan, provident fund and other post-employment medical benefits and the present value of the gratuity and provident fund obligation are determined using actuarial valuations. An

Notes to Standalone Financial Statements (Continued)

actuarial valuation involves making various assumptions that may differ from actual developments in the future. These include the determination of the discount rate, future salary increases and mortality rates. Due to the complexities involved in the valuation and its long-term nature, a defined benefit obligation is highly sensitive to changes in these assumptions. All assumptions are reviewed at each reporting date.

iv) **Mines Restoration Obligation:**

In determining the fair value of the Mines Restoration Obligation, assumptions and estimates are made in relation to discount rates, the expected cost of mines restoration and the expected timing of those costs.

v) **Share-based payments:**

The Company measures the cost of equity-settled transactions with employees using Black-Scholes model to determine the fair value of the liability incurred on the grant date. Estimating fair value for share-based payment transactions requires determination of the most appropriate valuation model, which is dependent on the terms and conditions of the grant.

This estimate also requires determination of the most appropriate inputs to the valuation model including the expected life of the share option, volatility and dividend yield and making assumptions about them.

The assumptions and models used for estimating fair value for share-based payment transactions are disclosed in Note 43.

vi) **Business Combination:**

(a) **Fair Valuation of Intangibles:**

The Company has used royalty saved method for value analysis of limestone mining rights. The method estimates the value of future savings in royalty payments over the life of the mine accruing to the Company, by virtue of the transaction instead of obtaining the mining rights via the Government e-auction process.

The resulting post-tax cash flows for each of the years are recognised at their present value using a Weighted Average Cost of Capital ('WACC') relating to the risk of achieving the mine's projected savings.

(b) **Fair Valuation of Tangibles:**

Freehold land:

Freehold land was valued using the sales comparison method using prevailing rates of similar plots of land, circle rates provided by department of revenue and general market intelligence based on the size of land parcel.

Leasehold land:

Leasehold land was valued basis the leasehold interest for the remaining duration of the lease.

Other Assets:

The cost approach has been adopted for fair valuing all the assets except vehicles which have been measured at the old book values less depreciation.

The cost approach includes calculation of replacement cost using price trends applied to historical cost and capitalisation of all the indirect cost, these trends are on the basis of price indices obtained from recognized sources such as the RBI/ OEA or market intelligence. In the case of buildings in cement plants, appropriate weightages have been applied to cement, iron & steel and labour indices to arrive at the escalation factor and depreciating the same for past usage based on estimated total and remaining useful life of the asset.

Notes to Standalone Financial Statements (Continued)

₹ in Crores

NOTE 2: PROPERTY PLANT AND EQUIPMENT

Particulars	Gross Block				Depreciation and Amortisation				Net Block	
	As at April 01, 2017	Additions on Acquisition	Additions	Deductions/ Adjustments	As at March 31, 2018	As at April 01, 2017	For the year	Deductions/ Adjustments	As at March 31, 2018	As at March 31, 2018
(A) Tangible Assets*										
Land:										
Freehold Land	3,429.91	1,795.74	139.64	54.33	5,310.96	-	-	-	-	5,310.96
Leasehold Land	234.68	656.08	42.72	3.45	930.03	21.02	27.42	1.06	47.38	882.65
Buildings	2,654.42	1,388.03	182.87	18.77	4,206.55	260.49	155.78	4.15	412.12	3,794.43
Railway Sidings	444.14	80.64	128.30	-	653.08	58.64	39.63	-	98.27	554.81
Plant and Equipment:										
Own	18,142.98	7,747.57	847.07	39.51	26,698.11	1,912.52	1,375.02	10.19	3,277.35	23,420.76
Given on Lease	143.43	-	-	1.05	142.38	28.83	8.56	-	37.39	104.99
Office Equipment	113.84	6.25	30.07	1.17	148.99	58.42	26.69	0.71	84.40	64.59
Furniture and Fixtures	62.24	2.19	6.64	0.58	70.49	26.01	12.37	0.37	38.01	32.48
Vehicles	54.31	13.19	20.17	4.93	82.74	15.79	15.96	2.32	29.43	53.31
Total Tangible Assets	25,279.95	11,689.69	1,397.48	123.79	38,243.33	2,381.72	1,661.43	18.80	4,024.35	34,218.98
(B) Capital Work-in-Progress										1,472.97
Total Tangible Assets										35,691.95
(C) Intangible Assets										
Software	48.42	0.01	4.33	0.01	52.75	32.42	9.72	0.01	42.13	10.62
Mining Rights	162.89	-	8.22	10.58	160.53	9.31	4.62	1.75	12.18	148.35
Mining Reserve	-	2,715.87	-	-	2,715.87	-	39.07	-	39.07	2,676.80
Jetty Rights	182.86	-	-	-	182.86	18.91	7.86	-	26.77	156.09
Total Intangible Assets	394.17	2,715.88	12.55	10.59	3,112.01	60.64	61.27	1.76	120.15	2,991.86
(D) Intangible Assets under Development										0.91
Total Intangible Assets										2,992.77
Total Assets (A + B + C + D)	25,674.12	14,405.57	1,410.03	134.38	41,355.34	2,442.36	1,722.70	20.56	4,144.50	38,684.72

* Net Block of Tangible Assets, amounting to ₹ 14,787.09 Crores (March 31, 2017 ₹ 9,576.30 Crores) are pledged as security against the Secured Borrowings.

Particulars	Gross Block				Depreciation and Amortisation				Net Block
	As at April 01, 2016	Additions	Deductions/ Adjustments	As at March 31, 2017	As at April 01, 2016	For the year	Deductions/ Adjustments	As at March 31, 2017	As at March 31, 2017
(A) Tangible Assets									
Land									
Freehold Land	3,319.81	110.25	0.15	3,429.91	-	-	-	-	3,429.91
Leasehold Land	185.78	48.90	-	234.68	11.81	9.21	-	21.02	213.66
Buildings	2,387.48	246.33	(20.61)	2,654.42	138.23	114.44	(7.82)	260.49	2,393.93
Railway Sidings	398.63	50.80	5.29	444.14	26.43	32.25	0.04	58.64	385.50
Plant and Equipment:									
Own	16,966.84	1,222.99	46.85	18,142.98	940.54	984.91	12.93	1,912.52	16,230.46
Given on Lease	120.60	23.93	1.10	143.43	20.52	8.31	-	28.83	114.60
Office Equipment	97.91	16.49	0.56	113.84	29.75	28.98	0.31	58.42	55.42
Furniture and Fixtures	50.05	12.26	0.07	62.24	13.16	12.89	0.04	26.01	36.23
Vehicles	38.92	20.84	5.45	54.31	8.87	9.23	2.31	15.79	38.52
Total Tangible Assets	23,566.02	1,752.79	38.86	25,279.95	1,189.31	1,200.22	7.81	2,381.72	22,898.23
(B) Capital Work-in-Progress									877.76
Total Tangible Assets									23,775.99
(C) Other Intangible Assets									
Software	38.88	9.54	-	48.42	17.78	14.64	-	32.42	16.00
Mining Rights	125.53	46.83	9.47	162.89	5.95	8.24	4.88	9.31	153.58
Jetty Rights	181.18	-	(1.67)	182.86	11.05	7.86	-	18.91	163.95
Total Other Intangible Assets	345.60	56.37	7.80	394.17	34.78	30.74	4.88	60.64	333.53
(D) Intangible Assets under Development									0.63
Total Intangible Assets									334.16
Total Assets [A+B+C+D]	23,911.62	1,809.16	46.66	25,674.12	1,224.09	1,230.96	12.69	2,442.36	24,110.15

Notes to Standalone Financial Statements (Continued)

₹ in Crores

NOTE 2: PROPERTY PLANT AND EQUIPMENT (Continued)

Particulars	Year ended March 31, 2018	Year ended March 31, 2017
(A) Depreciation and Amortisation for the year	1,722.70	1,230.96
Add: Obsolescence (Including impairment of ₹ 27.39 Crores (March 31, 2017 ₹ 20.05 Crores) towards Assets classified as held for disposal) (Refer Note 51)	42.92	39.01
Less: Depreciation transferred to Pre-operative Expenses	(2.06)	(2.10)
Depreciation as per Statement of Profit and Loss	1,763.56	1,267.87

- (B) 1. Tangible Assets include assets for which ownership is not in the name of the Company - Gross Block of ₹ 398.84 Crores (March 31, 2017 ₹ 320.06 Crores).
2. Buildings include ₹ 12.13 Crores (March 31, 2017 ₹ 12.13 Crores) being cost of Debentures and Shares in a company entitling the right of exclusive occupancy and use of certain premises.
3. Opening Gross Block includes Research and Development Assets (Building, Plant and Equipment, Furniture and Fixtures, Office Equipment and Intangible Assets) of ₹ 33.63 Crores (March 31, 2017 ₹ 30.75 Crores) and Net Block of ₹ 25.84 Crores (March 31, 2017 ₹ 26.73 Crores). Addition for the Research and Development Assets during the year is ₹ 0.85 Crores (March 31, 2017 ₹ 2.90 Crores).
4. Title of immovable properties having Gross Block of ₹ 3,037.86 Crores (March 31, 2017 ₹ 793.43 Crores) and Net Block of ₹ 2,993.98 Crores (March 31, 2017 ₹ 782.23 Crores) is yet to be transferred in the name of the Company.
5. The amount of expenditures recognised in the carrying amount of an item of PPE in the course of its construction:

Particulars	Year ended March 31, 2018	Year ended March 31, 2017
Pre-operative expenses pending allocation:		
Raw Materials Consumed	0.92	1.17
Power and Fuel Consumed	7.32	0.29
Salary, Wages, Bonus, Ex-gratia and Provisions	24.11	15.11
Insurance	1.38	0.06
Depreciation	2.06	2.10
Finance Costs	2.44	8.97
Miscellaneous expenses	9.89	46.56
Total Pre-operative expenses	48.12	74.26
Less: Sale of Products / Other Income	-	(1.87)
Less: Trial Run production transferred to Inventory	(6.60)	(1.79)
Add: Brought forward from Previous Year	74.50	142.31
Less: Capitalised / Charged during the Year	(30.37)	(138.41)
Balance included in Capital Work-in-Progress	85.65	74.50

Notes to Standalone Financial Statements (Continued)

₹ in Crores

NOTE 3: INVESTMENTS

Particulars	As at March 31, 2018		As at March 31, 2017	
	Nos.	Amount	Nos.	Amount
Unquoted:				
Investments measured at Cost:				
Equity Instruments:				
Subsidiaries:				
Face value of ₹ 10 each fully paid:				
Dakshin Cements Limited	50,000	0.05	50,000	0.05
Harish Cement Limited	247,217	153.93	247,025	153.78
Bhagwati Lime Stone Company Private Limited	11,900	13.03	11,900	13.03
Gotan Lime Stone Khanij Udyog Private Limited	2,315,780	184.48	2,315,780	184.48
Face value of ₹ 10 each partly paid:				
Gotan Lime Stone Khanij Udyog Private Limited	23,000	0.98	23,000	0.98
Sri Lankan Rupee 10 each fully paid:				
UltraTech Cement Lanka (Private) Limited	40,000,000	23.03	40,000,000	23.03
UAE Dirham 10 each fully paid:				
UltraTech Cement Middle East Investments Limited	25,128,890	345.37	25,128,890	345.37
Indonesian Rupiah 8,923 each fully paid:				
PT UltraTech Mining Indonesia	987,069	4.75	987,069	4.75
Indonesian Rupiah 9,163 each fully paid:				
PT UltraTech Investment Indonesia	1,900,000	11.46	1,900,000	11.46
Less: Provision for Impairment in value of Investment in both Indonesian Subsidiaries		(13.69)		(13.69)
		723.39		723.24
Joint Ventures:				
Face value of ₹ 10 each fully paid:				
Bhaskarpara Coal Company Limited	8,141,050	8.14	8,141,050	8.14
Less: Provision for Impairment in value of Investment		(1.65)		(1.65)
		6.49		6.49
Associates:				
Face value of ₹ 10 each fully paid:				
Madanpur (North) Coal Company (P) Limited	1,152,560	1.15	1,152,560	1.15
Less: Provision for Impairment in value of Investment		(0.22)		(0.22)
		0.93		0.93
Aditya Birla Renewables SPV 1 Limited	3,523,520	3.52	-	-
Investments measured at Fair value through Profit or Loss:				
Equity Instruments:				
Face value of ₹ 10 each fully paid:				
Aditya Birla Ports Limited	-	-	50,000	0.05
Raj Mahal Coal Mining Limited	1,000,000	1.00	1,000,000	1.00
Green Infra Wind Power	144,000	0.14	144,000	0.14
NU Power Wind Farm	40,000	0.04	20,000	0.02
		1.18		1.21

Notes to Standalone Financial Statements (Continued)

₹ in Crores

NOTE 3: INVESTMENTS (Continued)

Particulars	As at March 31, 2018		As at March 31, 2017	
	Nos.	Amount	Nos.	Amount
Preference Shares:				
4.5% Cumulative Non-Convertible Redeemable Preference Shares of ₹ 100 each fully paid				
Aditya Birla Health Services Limited	2,000,000	15.30	2,000,000	14.10
Units of Debt schemes of Various Mutual Funds		889.25		650.85
		1,640.06		1,396.82
Quoted:				
Investments measured at Fair value through Profit or Loss:				
Tax free Bonds		362.74		500.25
Taxable Corporate Bonds		211.39		105.65
		2,214.19		2,002.72
Aggregate Book Value of:				
Quoted Investments		574.13		605.90
Unquoted Investments		1,640.06		1,396.82
		2,214.19		2,002.72
Aggregate Market Value of Quoted Investments		574.13		605.90
Aggregate amount of impairment in value of investment		15.56		15.56

NOTE 4: LOANS

Particulars	Non-Current		Current	
	As at March 31, 2018	As at March 31, 2017	As at March 31, 2018	As at March 31, 2017
Secured, Considered good:				
Loans against House Property (Secured by way of title deeds)	0.01	0.03	0.01	0.01
Unsecured, Considered good:				
Security Deposits	25.62	45.69	100.20	112.08
Loans to Related Parties	-	-	2.86	2.85
Loans to Employees	8.62	9.81	7.95	9.01
	34.25	55.53	111.02	123.95

NOTE 5: OTHER FINANCIAL ASSETS

Particulars	Non-Current		Current	
	As at March 31, 2018	As at March 31, 2017	As at March 31, 2018	As at March 31, 2017
Derivative Assets	1.00	58.50	37.07	87.80
Interest Accrued on Deposits and Investment	-	-	18.24	19.03
Fixed Deposits with Bank with Maturity Greater than twelve Months*	16.84	15.61	-	-
Government Grants Receivable	-	-	410.93	170.05
Others (Includes Insurance Claim and Other Receivables)	-	-	7.05	5.36
	17.84	74.11	473.29	282.24

* Lodged as Security with Government Departments.

Notes to Standalone Financial Statements (Continued)

₹ in Crores

NOTE 6: OTHER NON-CURRENT ASSETS

Particulars	As at March 31, 2018	As at March 31, 2017
Capital Advances	2,126.38	288.74
Less: Allowances for credit losses	(29.18)	(12.06)
	2,097.20	276.68
Balance with Government Authorities	598.03	176.38
Leasehold Land Prepayments	0.83	5.54
	2,696.06	458.60

NOTE 7: INVENTORIES (Valued at lower of cost and net realisable value, unless otherwise stated)

Particulars	As at March 31, 2018	As at March 31, 2017
Raw Materials {includes in transit ₹ 17.13 Crores, (March 31, 2017: ₹ 27.61 Crores)}	276.74	229.10
Work-in-Progress	594.15	407.74
Finished Goods {includes in transit ₹ 8.14 Crores, (March 31, 2017: ₹ 13.44 Crores)}	280.52	345.27
Stock-in-trade	11.11	-
Stores & Spares {includes in transit ₹ 5.04 Crores, (March 31, 2017: ₹ 7.51 Crores)}	858.51	749.70
Fuel {includes in transit ₹ 381.98 Crores, (March 31, 2017: ₹ 65.06 Crores)}	1,001.00	430.82
Packing Materials {includes in transit ₹ 0.06 Crores, (March 31, 2017: ₹ 1.35 Crores)}	71.09	54.54
Scrap (valued at net realisable value)	8.38	7.82
	3,101.50	2,224.99

The Company follows suitable provisioning norms for writing down the value of Inventories towards slow moving, non-moving and surplus inventory. Provision for the year ₹ Nil Crores (March 31, 2017 ₹ 1.80 Crores).

NOTE 8: CURRENT INVESTMENTS - OTHERS

Particulars	As at March 31, 2018	As at March 31, 2017
Investments measured at Fair value through Profit or Loss:		
Quoted:		
Taxable Corporate Bonds	-	109.16
Unquoted:		
Units of Debt Schemes of Various Mutual Funds	3,948.71	5,296.79
	3,948.71	5,405.95
Aggregate Book Value of:		
Quoted Investments	-	109.16
Unquoted Investments	3,948.71	5,296.79
	3,948.71	5,405.95
Aggregate Market Value of Quoted Investments	-	109.16

Notes to Standalone Financial Statements (Continued)

₹ in Crores

NOTE 9: TRADE RECEIVABLES

Particulars	As at March 31, 2018	As at March 31, 2017
Secured, Considered good	323.53	277.99
Unsecured, Considered good	1,390.67	998.18
Doubtful	41.50	35.68
	1,755.70	1,311.85
Less: Allowances for credit losses	(41.50)	(35.68)
	1,714.20	1,276.17

NOTE 10: CASH AND CASH EQUIVALENTS

Particulars	As at March 31, 2018	As at March 31, 2017
Balance with banks (Current Account)	28.70	21.86
Cheques on hand	34.19	28.19
Cash on hand	1.02	0.83
	63.91	50.88

NOTE 11: BANK BALANCES OTHER THAN CASH AND CASH EQUIVALENTS

Particulars	As at March 31, 2018	As at March 31, 2017
Balance with Banks ^a	-	2,000.00
Fixed Deposits with Banks* (Maturity more than three months and upto twelve months)	126.61	157.80
Earmarked Balance with Bank for Unpaid Dividends	8.80	9.06
	135.41	2,166.86

^a Earmarked for specific purpose.

* Lodged as security with Government Departments ₹ 0.51 Crores (March 31, 2017 ₹ 0.62 Crores). Earmarked for specific purpose ₹ 126.10 Crores (March 31, 2017 ₹ 157.18 Crores).

NOTE 12: OTHER CURRENT ASSETS

Particulars	As at March 31, 2018	As at March 31, 2017
Security Deposits	0.39	5.39
Advances to Related Parties	5.80	0.32
Advances to Employees	3.92	3.14
Balance with Government Authorities	442.90	393.75
Advances to Suppliers	435.14	440.44
Prepaid Expenses	23.69	23.64
Other Receivables	83.38	70.63
	995.22	937.31

Notes to Standalone Financial Statements (Continued)

₹ in Crores

NOTE 13(a): EQUITY SHARE CAPITAL

Particulars	As at March 31, 2018		As at March 31, 2017	
	No. of Shares	Amount	No. of Shares	Amount
Authorised				
Equity Shares of ₹ 10 each	280,000,000	280.00	280,000,000	280.00
Issued, Subscribed and Fully Paid-up				
Equity Shares of ₹ 10 each fully paid-up	274,613,985	274.61	274,507,906	274.51
(a) Reconciliation of the Shares Outstanding at the beginning and at the end of the year				
Outstanding at the beginning of the year	274,507,906	274.51	274,431,377	274.43
Add: Shares issued under Employees Stock Options Scheme (ESOS)	106,079	0.10	76,529	0.08
Outstanding at the end of the year	274,613,985	274.61	274,507,906	274.51
(b) Shares held by Holding Company				
Grasim Industries Limited	165,335,150	165.34	165,335,150	165.34
(c) List of shareholders holding more than 5% of Paid-up Equity Share Capital	No. of Shares	% Holding	No. of Shares	% Holding
Grasim Industries Limited	165,335,150	60.21%	165,335,150	60.23%
	No. of Shares	Amount	No. of Shares	Amount
(d) Equity Shares of ₹ 10 each reserved for issue under ESOS	144,499	0.14	251,577	0.25
(e) Aggregate number of Shares issued for consideration other than cash during the period of five years immediately preceding the reporting date				
Equity Shares of ₹ 10 each issued in the financial year 2014-2015 as fully paid up to the shareholders of Jaypee Cement Corporation Ltd (JCCL), pursuant to the Scheme of Arrangement	141,643	0.14	141,643	0.14

- (f) The Company has only one class of Equity Shares having a par value of ₹ 10 per share. Each shareholder is eligible for one vote per share held except for Global Depository Receipts. The dividend proposed by the Board of Directors is subject to the approval of the shareholders in the ensuing Annual General Meeting, except in case of interim dividend. In the event of liquidation, the equity shareholders are eligible to receive the remaining assets of the Company after distribution of all preferential amounts, in proportion to their shareholding.
- (g) 149,533,484 Equity Shares of ₹ 10 each issued as fully paid up, for a consideration other than cash, to the shareholders of erstwhile Samruddhi Cement Limited (SCL), pursuant to the Scheme of Amalgamation of SCL with the Company {Excluding issue of 8,503 Equity Shares kept in abeyance against shares of Grasim Industries Limited}.

Notes to Standalone Financial Statements (Continued)

₹ in Crores

NOTE 13(b): OTHER EQUITY

Particulars	As at March 31, 2018	As at March 31, 2017
Capital Reserve	170.72	142.46
Securities Premium Reserve	69.67	42.55
Debenture Redemption Reserve	324.17	241.25
General Reserve	20,030.41	18,430.41
Share option outstanding reserve	17.29	20.94
Retained Earnings	5,042.79	4,795.64
Effective portion of Cash Flow Hedges	(6.64)	(6.75)
Total Other Equity	25,648.41	23,666.50

The Description of the nature and purpose of each reserve within equity is as follows:

- (a) **Capital Reserve:** Company's capital reserve is mainly on account of acquisition of cement business of Larsen & Toubro Ltd., Gujarat Units of JCCL and cement capacities of 21.2 MTPA of Jaiprakash Associates Ltd (JAL) and JCCL.
- (b) **Securities Premium Reserve:** Securities premium reserve is credited when shares are issued at premium. It is utilised in accordance with the provisions of the Act, to issue bonus shares, to provide for premium on redemption of shares or debentures, equity related expenses like underwriting costs, etc.
- (c) **Debenture Redemption Reserve (DRR):** The Company has issued redeemable non-convertible debentures. Accordingly, the Companies (Share capital and Debentures) Rules, 2014 (as amended), requires the company to create DRR out of profits of the company available for payment of dividend. DRR is required to be created for an amount which is equal to 25% of the value of debentures issued.
- (d) **General Reserve:** The Company has transferred a portion of the net profit of the Company before declaring dividend to general reserve pursuant to the earlier provision of Companies Act, 1956. Mandatory transfer to general reserve is not required under the Act.
- (e) **Shares Options Outstanding Reserve:** The Company has two share option schemes under which options to subscribe for the Company's shares have been granted to certain executives and senior employees. The share-based payment reserve is used to recognise the value of equity-settled share-based payments provided to employees, including key management personnel, as part of their remuneration. Refer to Note 43 for further details of these plans.
- (f) **Effective Portion of Cashflow Hedges:** The Company has designated its hedging instruments obtained after April 01, 2015 as cash flow hedges and any effective portion of cashflow hedge is maintained in the said reserve. In case the hedging becomes ineffective, the amount is recognised in the Statement of Profit and Loss.

Notes to Standalone Financial Statements (Continued)

₹ in Crores

NOTE 14: NON-CURRENT BORROWINGS

Particulars	Non-Current		Current Maturities of Long-Term debts*	
	As at March 31, 2018	As at March 31, 2017	As at March 31, 2018	As at March 31, 2017
Secured:				
Non-Convertible Debentures - Note (a1)	1,525.00	1,925.00	400.00	250.00
Term Loans from Banks:				
In Foreign Currency - Note (b1)	325.88	259.40	260.70	162.12
In Local Currency - Note (c)	10,489.00	300.00	-	100.00
	12,339.88	2,484.40	660.70	512.12
Unsecured:				
Non-Convertible Debentures - Note (a2)	650.00	650.00	-	-
Term Loans from Banks:				
In Foreign Currency - Note (b2)	628.47	787.46	162.94	486.38
Sales Tax Deferment Loan - Note (d)	260.01	278.26	29.67	25.97
	1,538.48	1,715.72	192.61	512.35
Total	13,878.36	4,200.12	853.31	1,024.47

* Amount disclosed under the head 'Other Financial Liabilities' (Refer Note 15).

(a1) Non-Convertible Debentures (NCDs):

Particulars	As at March 31, 2018	As at March 31, 2017
Secured:		
7.53% NCDs (Redeemable at par on August 21, 2026)	500.00	500.00
7.15% NCDs (Redeemable at par on October 18, 2021)	300.00	300.00
7.57% NCDs (Redeemable at par on August 06, 2021)	250.00	250.00
7.57% NCDs (Redeemable at par on August 13, 2019)	300.00	300.00
7.57% NCDs (Redeemable at par on August 08, 2019)	175.00	175.00
7.85% NCDs (Redeemable at par on December 18, 2018)	200.00	200.00
7.84% NCDs (Redeemable at par on April 09, 2018)	200.00	200.00
9.15% NCDs (Redeemed at par on August 28, 2017)	-	250.00
	1,925.00	2,175.00
Less: Current Portion of NCDs shown under Other Financial Liabilities	(400.00)	(250.00)
Total	1,525.00	1,925.00

The NCDs are secured by way of first charge, having pari passu rights, on the Company's fixed assets (save and except stocks and book debts), both present and future, situated at certain locations, in favour of Debenture Trustees.

(a2) Non-Convertible Debentures (NCDs):

Particulars	As at March 31, 2018	As at March 31, 2017
Unsecured:		
6.93% NCDs (Redeemable at par on November 25, 2021)	250.00	250.00
6.99% NCDs (Redeemable at par on November 24, 2021)	400.00	400.00
Total	650.00	650.00

Notes to Standalone Financial Statements (Continued)

₹ in Crores

NOTE 14: NON-CURRENT BORROWINGS (Continued)

(b1) Term Loans from Banks in Foreign Currency - Secured:

Particulars	Repayment Schedule	As at March 31, 2018	As at March 31, 2017
J P Morgan Chase Bank N.A., Singapore ^a (US Dollar: 1.00 Crores; March 31, 2017: Nil)	March 2023	65.18	-
J P Morgan Chase Bank N.A., Singapore ^a (US Dollar: 2.00 Crores; March 31, 2017: Nil)	February 2023	130.35	-
J P Morgan Chase Bank N.A., Singapore ^a (US Dollar: 2.00 Crores; March 31, 2017: Nil)	February 2023	130.35	-
HSBC Bank (Mauritius) Ltd., Mauritius (US Dollar: 4.00 Crores; March 31, 2017: 4.00 Crores)	February 2019	260.70	259.40
Sumitomo Mitsui Banking Corporation, Singapore (US Dollar: Nil Crores; March 31, 2017: 2.50 Crores)	Fully repaid on November 17, 2017	-	162.12
		586.58	421.52
Less: Current Portion of Foreign Currency Loans shown under Other Financial Liabilities		(260.70)	(162.12)
Total		325.88	259.40

The above mentioned loans are secured / being secured by way of first charge, having pari passu rights, on the Company's fixed assets, both present and future, situated at certain locations, in favour of Company's lenders / trustees.

^a The Company is in the process of creating security against these loans.

(b2) Term Loans from Banks in Foreign Currency - Unsecured:

Particulars	Repayment Schedule	As at March 31, 2018	As at March 31, 2017
Export Development, Canada (US Dollar: 4.64 Crores; March 31, 2017: 4.64 Crores)	June 2021	302.60	301.09
Export Development, Canada (US Dollar: 5.00 Crores; March 31, 2017: 5.00 Crores)	May 2021	325.87	324.25
Bank of America N.A., Taiwan (US Dollar: 2.50 Crores; March 31, 2017: 5.00 Crores)	3 equal annual installments beginning October 2016	162.94	324.25
Mizuho Bank Ltd, Singapore (US Dollar: Nil Crores; March 31, 2017: 5.00 Crores)	Fully repaid on December 22, 2017	-	324.25
		791.41	1,273.84
Less: Current Portion of Foreign Currency Loans shown under Other Financial Liabilities		(162.94)	(486.38)
Total		628.47	787.46

Notes to Standalone Financial Statements (Continued)

₹ in Crores

NOTE 14: NON-CURRENT BORROWINGS (Continued)

(c) Term Loans from Banks in Local Currency - Secured:

Particulars	Repayment Schedule	As at March 31, 2018	As at March 31, 2017
Axis Bank Ltd	80 quarterly installment beginning December 2022*	2,664.71	-
ICICI Bank Ltd	80 quarterly installment beginning December 2022*	2,000.00	-
HDFC Bank Ltd	80 quarterly installment beginning September 2022*	3,317.92	-
Axis Bank Ltd	80 quarterly installment beginning September 2022*	592.37	-
ICICI Bank Ltd	80 quarterly installment beginning September 2022*	1,614.00	-
State Bank of India	In 4 installments beginning: May 2022 (25%), November 2022 (25%) May 2023 (25%) and November 2023 (25%)	300.00	300.00
HDFC Bank Ltd	Fully repaid in December 2017	-	100.00
		10,489.00	400.00
Less: Current Portion of Term Loans shown under Other Financial Liabilities		-	(100.00)
Total		10,489.00	300.00

* 21st to 40th quarter: 1% per quarter; 41st to 60th quarter: 1.50% per quarter; 61st to 80th quarter: 2.50% per quarter;

The above mentioned loans are secured / being secured by way of first charge, having pari passu rights, on the Company's fixed assets, both present and future, situated at certain locations, in favour of Company's lenders / trustees.

(d) Sales Tax Deferment Loan - Unsecured:

Particulars	Repayment Schedule	As at March 31, 2018	As at March 31, 2017
Department of Industries and Commerce, Haryana	Varied Annual Payments from January 2017 to March 2022	64.26	56.12
Commercial Tax Department, Hyderabad	Varied Annual payments from October 2012 to October 2026	221.29	243.98
Commercial Tax Department, Chhattisgarh	Payable in FY 2019	4.13	4.13
		289.68	304.23
Less: Current Portion of Sales tax deferment loan shown under Other Financial Liabilities		(29.67)	(25.97)
Total		260.01	278.26

Notes to Standalone Financial Statements (Continued)

₹ in Crores

NOTE 15: OTHER FINANCIAL LIABILITIES

Particulars	Non-Current		Current	
	As at March 31, 2018	As at March 31, 2017	As at March 31, 2018	As at March 31, 2017
Current maturities of long-term debts	-	-	853.31	1,024.47
Interest Accrued but not due on Borrowings	-	-	161.94	138.42
Derivative Liability	28.27	31.15	-	-
Liability for Capital Goods	-	0.01	238.83	118.45
Security Deposits	-	-	958.74	796.53
Other Payables	-	-	178.93	166.37
Investor Education and Protection Fund, will be credited with the following amounts (as and when due)				
Unpaid Dividends	-	-	8.81	9.08
	28.27	31.16	2,400.56	2,253.32

NOTE 16: PROVISIONS

Particulars	Non-Current		Current	
	As at March 31, 2018	As at March 31, 2017	As at March 31, 2018	As at March 31, 2017
Provision for Employee Benefits:				
For Employee Benefits	190.88	178.98	30.83	25.46
Others:				
For Mines Restoration Expenditure	129.58	91.75	-	-
For Cost of transfer of Assets	-	-	270.81	133.97
	320.46	270.73	301.64	159.43

Note 16.1 - Movement of provisions during the year as required by Ind AS - 37 "Provisions, Contingent Liabilities and Contingent Asset" specified under Section 133 of the Companies Act, 2013:

(a) Mines Restoration Expenditure (To be settled at Mines Closure):

Particulars	As at March 31, 2018	As at March 31, 2017
Opening Balance	91.75	83.86
Add: Provision during the year	30.53	-
Add: Unwinding of discount on Mine Restoration Provision	7.30	7.89
Closing Balance	129.58	91.75

(b) Provision for Cost of Transfer of Assets (To be settled on Transfer of Assets Title):

Particulars	As at March 31, 2018	As at March 31, 2017
Opening Balance	133.97	138.17
Add: Provision during the year	226.28	-
Less: Utilisation during the year	(89.44)	(4.20)
Closing Balance	270.81	133.97

Notes to Standalone Financial Statements (Continued)

₹ in Crores

NOTE 17: DEFERRED TAX LIABILITIES (NET)

Particulars	As at March 31, 2018	As at March 31, 2017	Recognised in Statement of Profit and Loss	Recognised in OCI	Recognised directly in Other Equity
Deferred Tax Assets:					
MAT Credit Entitlement	(1,168.40)	(838.12)	(330.28)	-	-
Provision allowed under tax on payment basis	(166.35)	(158.55)	(7.80)	-	-
Others	(103.01)	(103.51)	4.07	(3.57)	-
Unabsorbed depreciation / losses	-	(56.45)	56.45	-	-
	(1,437.76)	(1,156.63)	(277.56)	(3.57)	-
Deferred Tax Liabilities:					
Tangible and Intangible Assets	4,487.87	3,785.11	691.23	-	11.53
Fair valuation of Investments	117.05	144.07	(27.02)	-	-
Others	6.89	1.01	5.88	-	-
	4,611.81	3,930.19	670.09	-	11.53
Net Deferred Tax Liability	3,174.05	2,773.56	392.53	(3.57)	11.53

In respect of Deferred taxes, all items are attributable to origination and reversal of temporary differences.

Deferred tax benefits are generally recognised for all deductible temporary differences to the extent it is probable that taxable profits will be available against which, those deductible temporary differences can be realised.

NOTE 18: OTHER NON-CURRENT LIABILITIES

Particulars	As at March 31, 2018	As at March 31, 2017
Deferred Income on Government Grants	4.50	4.67
Others	2.07	1.44
Total	6.57	6.11

NOTE 19: CURRENT BORROWINGS

Particulars	As at March 31, 2018	As at March 31, 2017
Unsecured:		
Redeemable preference shares issued on Business Combination (Refer Note 35)	1,000.10	-
Loans repayable on demand:		
From Banks - Cash Credits / Working Capital Borrowings	694.86	36.80
Others		
From Banks (includes commercial paper)	496.82	979.04
From Others (commercial paper)	496.05	-
	2,687.83	1,015.84

Notes to Standalone Financial Statements (Continued)

₹ in Crores

NOTE 20: TRADE PAYABLES

Particulars	As at March 31, 2018	As at March 31, 2017
Trade Payables (other than Micro and Small Enterprises)	2,333.40	1,710.03
Due to Micro and Small Enterprises (To the extent identified with available information) (Refer Note 53)	9.73	2.87
Due to Related Party	0.40	0.90
	2,343.53	1,713.80

NOTE 21: OTHER CURRENT LIABILITIES

Particulars	As at March 31, 2018	As at March 31, 2017
Security and other Deposits	266.24	175.29
Advance from Customers and Others	300.35	194.09
Deferred Income on Government Grants	0.17	0.17
Others (including Provision for Expenses, Statutory liabilities)	2,300.20	1,987.52
	2,866.96	2,357.07

NOTE 22: REVENUE FROM OPERATIONS (Refer Note 55)

Particulars	Year ended March 31, 2018	Year ended March 31, 2017
SALE OF PRODUCTS AND SERVICES		
Sale of Manufactured Products	29,235.64	26,363.81
Sale of Traded Products	1,004.48	477.28
Sale of Services	16.28	45.64
	30,256.40	26,886.73
OTHER OPERATING REVENUES		
Scrap Sales	57.61	52.91
Lease Rent	0.06	0.32
Insurance Claim	18.44	14.39
Provisions no longer required	9.23	6.99
Unclaimed Liabilities written back	23.23	37.26
Government Grants (Refer Note 50)	304.41	141.19
Miscellaneous Income / Receipts	14.55	22.63
	427.53	275.69
	30,683.93	27,162.42

Notes to Standalone Financial Statements (Continued)

₹ in Crores

NOTE 23: OTHER INCOME

Particulars	Year ended March 31, 2018	Year ended March 31, 2017
Interest Income on		
Government and Other Securities	34.65	22.65
Bank and Other Accounts	24.18	33.49
	58.83	56.14
Dividend Income on		
Non-Current Investment - From a Subsidiary Company	13.68	13.75
Exchange Gain (net)	30.14	-
Fair Value movement in Derivative Instruments	3.07	-
Gain on Fair valuation of Investments through Profit or Loss	263.57	378.57
Profit on Sale of Current and Non-Current Investments (net)	114.81	68.33
Reversal of Provision related to earlier years (Refer Note 56)	104.42	137.77
Others	6.18	5.39
	594.70	659.95

NOTE 24: COST OF RAW MATERIALS CONSUMED

Particulars	As at March 31, 2018	As at March 31, 2017
Opening Stock	229.10	289.05
Add: Stock transferred from JAL and JCCL, pursuant to Scheme of Arrangement	8.72	-
Purchases	4,017.28	3,407.87
	4,255.10	3,696.92
Less: Closing Stock	276.74	229.10
	3,978.36	3,467.82

NOTE 25: PURCHASES OF STOCK-IN-TRADE

Particulars	Year ended March 31, 2018	Year ended March 31, 2017
Grey Cement	434.16	90.30
Others (Branded Channel)	380.21	393.26
	814.37	483.56

Notes to Standalone Financial Statements (Continued)

₹ in Crores

NOTE 26: CHANGES IN INVENTORIES OF FINISHED GOODS, STOCK-IN-TRADE AND WORK-IN-PROGRESS

Particulars	Year ended March 31, 2018	Year ended March 31, 2017
Closing Inventories		
Work-in-progress	594.15	407.74
Finished Goods	280.52	345.27
Stock in Trade	11.11	-
	885.78	753.01
Opening Inventories		
Work-in-progress	407.74	482.27
Finished Goods	345.27	342.08
	753.01	824.35
(Increase) / Decrease in Inventories	(132.77)	71.34
Add: Stock transferred from JAL and JCCL, pursuant to Scheme of Arrangement	66.79	-
Add: Reversal in Excise Duty on Inventories	(53.70)	-
Add: Stock Transfer from Pre-Operative Account	6.60	1.79
	(113.08)	73.13

NOTE 27: EMPLOYEE BENEFITS EXPENSE

Particulars	Year ended March 31, 2018	Year ended March 31, 2017
Salaries, Wages and Bonus	1,525.06	1,252.39
Contribution to Provident and Other Funds	100.68	85.12
Expenses on Employees Stock Options Scheme	7.85	5.45
Staff Welfare Expenses	72.65	70.48
	1,706.24	1,413.44

NOTE 28: FINANCE COSTS

Particulars	Year ended March 31, 2018	Year ended March 31, 2017
Interest Expense:		
On Borrowings (at amortised cost)	1,107.22	472.81
Others (including interest on deposits from dealers and contractors)	73.41	99.93
	1,180.63	572.74
Unwinding of discount on Mine Restoration Provision	7.30	6.95
Other Borrowing Cost (Finance Charges)	0.81	0.67
Less: Finance Costs Capitalised	(2.44)	(8.97)
	1,186.30	571.39

Borrowing costs are capitalised using rates based on specific borrowings ranging between 7.50% to 9.15% per annum.

Notes to Standalone Financial Statements (Continued)

₹ in Crores

NOTE 29: DEPRECIATION AND AMORTISATION EXPENSE

Particulars	Year ended March 31, 2018	Year ended March 31, 2017
Depreciation	1,659.37	1,198.12
Amortisation	61.27	30.74
Obsolescence	42.92	39.01
	1,763.56	1,267.87

NOTE 30: FREIGHT AND FORWARDING EXPENSE

Particulars	Year ended March 31, 2018	Year ended March 31, 2017
On Finished Products	6,032.28	4,914.94
On Clinker Transfer	1,249.35	930.28
	7,281.63	5,845.22

NOTE 31: OTHER EXPENSES

Particulars	Year ended March 31, 2018	Year ended March 31, 2017
Consumption of Stores, Spare Parts and Components	683.11	606.11
Consumption of Packing Materials	921.44	758.49
Repairs to Plant and Machinery, Buildings and Others	602.74	535.98
Insurance	63.41	53.14
Rent (including Lease Rent) (Refer Note 52)	141.32	130.35
Rates and Taxes	141.60	134.79
Directors' Fees	0.32	0.42
Directors' Commission	21.25	25.00
Contribution to General Electoral Trust	3.00	13.00
Advertisement	243.49	180.00
Sales Promotion and Other Selling Expenses	786.88	668.51
Exchange Loss (net)	-	0.15
Fair Value movement in Derivative Instruments	-	15.50
Miscellaneous Expenses	709.56	610.33
	4,318.12	3,731.77

Notes to Standalone Financial Statements (Continued)

₹ in Crores

NOTE 32 - CONTINGENT LIABILITIES (to the extent not provided for) (Ind AS 37):

(a) Claims against the Company not acknowledged as debt:

Particulars		As at March 31, 2018	As at March 31, 2017
(a)	Excise Duty and Service Tax Matters	1,178.56	1,006.17
(b)	Sales-tax / VAT Matters	432.45	343.38
(c)	Royalty on Limestone / Marl / Shale	184.00	201.54
(d)	Electricity Duty / Energy Development Cess	179.40	170.57
(e)	Customs	179.37	168.44
(f)	State Industrial Incentive Matters	174.45	13.12
(g)	Others (primarily related to Income Tax, Fly ash matters, Road tax etc.)	316.48	347.39

Cash outflows for the above are determinable only on receipt of judgments pending at various forums / authorities.

- (b) The Company has filed appeals with the Competition Appellate Tribunal ("COMPAT") against two orders of the Competition Commission of India ("CCI") dated August 31, 2016 and January 19, 2017, and as per the directions of COMPAT, deposited ₹ 117.55 Crores, being 10% of the penalty imposed by CCI under its order dated August 31, 2016. COMPAT has granted a stay on both the CCI orders. The Government has made changes in the constitution and operations of Tribunals, under which all matters with COMPAT have been transferred to the National Company Law Appellate Tribunal ("NCLAT"). Hearing of order dated August 31, 2016 is completed at NCLAT and order is awaited. The Company, backed by legal opinion, believes that it has a good case in both the matters and accordingly no provision has been made in the accounts.

(c) Guarantees:

The Company has issued corporate guarantees as under:

- (i) In favour of the Banks / Lenders on behalf of some of its Subsidiaries and Joint Venture (JV), as mentioned below, for the purposes of replacing old loans, acquisition financing, working capital and other general corporate purposes:
- Bhaskarpara Coal Company Limited (JV) ₹ 4.00 Crores (March 31, 2017 ₹ 4.00 Crores).
 - UltraTech Cement Middle East Investment Limited and its subsidiaries: Equivalent to USD 395.66 Million (₹ 2,578.71 Crores) (March 31, 2017 USD 381.91 Million ₹ 2,476.69 Crores)).
- (These Corporate Guarantees are issued in different currencies viz. USD, UAE Dirham, Bangladesh Taka, Omani Riyal etc.)
- (ii) In favour of the Government Authority of an amount not exceeding ₹ 3.00 Crores (March 31, 2017 ₹ 3.00 Crores) towards exemption from payment of excise duty.
- (iii) In favour of the Bank, for assistance in arrangement of interest bearing loan of ₹ Nil Crores (March 31, 2017 ₹ 500.00 Crores) to JAL.
- (iv) Letter of comfort in favour of Binani Industries Ltd. ("BIL"), assuring arrangements of funds amounting to ₹ 7,266.00 Crores, to be used by BIL in support of its application seeking termination of insolvency proceedings relating to its subsidiary Binani Cement Limited ("BCL") which was admitted by the National Company Law Tribunal, Kolkata Bench in terms of the provisions of the Insolvency and Bankruptcy Code and acquiring 98.43% equity shares of BCL, being the total holding of BIL in BCL. This is subject to termination of Insolvency proceedings, entering into definitive agreement and other customary and relevant statutory approvals which are in process.

Notes to Standalone Financial Statements (Continued)

NOTE 33 - CAPITAL AND OTHER COMMITMENTS :

Estimated amount of contracts remaining to be executed on capital account not provided for (net of advances) ₹ 867.73 Crores. (March 31, 2017 ₹ 943.28 Crores).

NOTE 34 -

The Supreme Court of India has allowed an appeal filed by the State of Rajasthan in a matter relating to transfer of mining lease in the name of the Company's wholly-owned subsidiary, Gotan Lime Stone Khanij Udyog Private Limited ("GKUPL") and has directed the State of Rajasthan to frame and notify its policy relating to transfer of mining lease and thereafter pass appropriate order in respect of the mining lease of GKUPL. State Government has notified the new policy related to transfer of new mining lease, based on which the Company has requested the State Government to consider reinstatement of the mines in its favour.

NOTE 35 - ACQUISITION OF IDENTIFIED CEMENT UNITS OF JAL AND JCCL (Ind AS 103):

(A) Pursuant to the Scheme of Arrangement between the Company, JAL, JCCL and their respective shareholders and creditors ("the Scheme"), the Company has acquired identified cement units of JAL and JCCL on June 29, 2017 at an enterprise valuation of ₹ 16,189.00 Crores having total cement capacity of 21.2 MTPA including 4 MTPA under construction. The acquisition provides the Company a geographic market expansion with entry into high growth markets where it needed greater reinforcement and creating synergies in manufacturing, distribution and logistics which offers many advantages. This will also create value for shareholders with the ready to use assets reducing time to markets, availability of land, mining leases, fly ash and railway infrastructure leading to overall operating costs advantage.

(B) Fair Value of the Consideration transferred:

Against the total enterprise value of ₹ 16,189.00 Crores, the Company has taken over borrowings of ₹ 10,189.00 Crores and negative working capital of ₹ 1,375.00 Crores from JAL and JCCL. After taking these liabilities into account, effective purchase consideration of ₹ 4,625.00 Crores has been discharged as under:

₹ in Crores	
Particulars	Amount
Issue of 6.37% Non-Convertible Debentures	3,124.90
Issue of Redeemable Preference Shares	1,500.10*
Total Consideration transferred for Business Combination	4,625.00

* Redemption is linked with fulfillment of certain conditions. Out of that, ₹ 500 Crores have already been redeemed till the reporting date.

(C) Acquired Receivables:

As on the date of acquisition, gross contractual amount of the acquired Trade Receivables and Other Financial Assets was ₹ 17.07 Crores against which no provision has been considered since fair value of the acquired receivables are equal to carrying value as on the date of acquisition.

Notes to Standalone Financial Statements (Continued)

₹ in Crores

NOTE 35 - ACQUISITION OF IDENTIFIED CEMENT UNITS OF JAL AND JCCL (Ind AS 103): (Continued)

(D) The Fair Value of identifiable assets acquired and liabilities assumed as on the acquisition date:

Particulars	Amount
Property, Plant and Equipment	11,689.69
Capital Work-In-Progress	218.78
Intangible assets	2,715.88
Other Non-Current Assets	1,604.43
Inventories	246.88
Trade and Other receivables	16.21
Other Financial Assets	0.86
Other Current Assets	30.49
Total Assets	16,523.22
Non-Current Borrowings	10,189.00
Current Borrowings	497.55
Provisions	28.67
Trade Payables	806.05
Other Financial Liabilities	33.19
Other Current Liabilities	303.97
Total Liabilities	11,858.43
Total Fair Value of the Net Assets	4,664.79

(E) Amount recognised directly in other equity (Capital Reserve):

Particulars	Amount
Fair value of the net assets acquired	4,664.79
Less: Fair value of consideration transferred	4,625.00
Capital Reserve	39.79

(F) Acquisition related costs:

Acquisition related costs of ₹ 5.57 Crores (March 31, 2017 ₹ 14.33 Crores) have been recognised under Miscellaneous Expenses and Rates and Taxes in the Statement of Profit and Loss. The stamp duty paid / payable on transfer of the assets ₹ 226.28 Crores has been charged to the Statement of Profit and Loss and has been shown as an exceptional item.

(G) The Company runs an integrated operation with material movement across geographies and a common sales organization responsible for existing business as well as acquired business. Therefore, separate sales information for the acquired business is not exactly available and accordingly disclosures for revenue and profit / loss of the acquired business since acquisition date have not been made.

Further, it is impracticable to provide revenue and profit / loss of the combined entity for the current year as though the acquisition date had been April 01, 2017 since these amounts relating to the acquired business for the period prior to the acquisition date are not readily available with the Company.

Notes to Standalone Financial Statements (Continued)

NOTE 36 - EMPLOYEE BENEFITS (IND AS 19):

(A) Defined Benefit Plans:

(a) Gratuity

The gratuity payable to employees is based on the employee's service and last drawn salary at the time of leaving the services of the Company and is in accordance with the Rules of the Company for payment of gratuity.

Inherent Risk

The plan is defined benefit in nature which is sponsored by the Company and hence it underwrites all the risks pertaining to the plan. In particular, this exposes the Company to actuarial risk such as adverse salary growth, change in demographic experience, inadequate return on underlying plan assets. This may result in an increase in cost of providing these benefits to employees in future. Since the benefits are lump sum in nature, the plan is not subject to any longevity risks.

(b) Pension

The Company considers pension for some of its employees at senior management based on the period of service and contribution for the Company.

(c) Post-Retirement Medical Benefits

The Company provides post-retirement medical benefits to certain ex-employees who were transferred under the Scheme of arrangement for acquiring Larsen & Toubro cement business and eligible for such benefits from earlier Company.

₹ in Crores

Particulars	As at March 31, 2018			As at March 31, 2017		
	Gratuity (Funded)	Pension	Post-Retirement Medical Benefits	Gratuity (Funded)	Pension	Post-Retirement Medical Benefits
(i) Change in defined benefit obligation						
Balance at the beginning of the year	407.33	7.88	0.61	355.12	7.63	0.57
Adjustment of:						
Current Service Cost	33.29	-	-	30.36	-	-
Past Service Cost	2.12	-	-	-	-	-
Interest Cost	29.13	0.48	0.04	27.74	0.58	0.04
Actuarial (gains) losses recognised in Other Comprehensive Income:						
- Change in Financial Assumptions	(16.65)	(0.27)	(0.02)	24.73	0.40	0.02
- Change in Demographic Assumptions	(5.27)	-	-	(11.24)	-	-
- Experience Changes	(8.53)	0.39	0.01	2.16	0.18	0.01
Benefits Paid	(22.30)	(0.91)	(0.06)	(21.54)	(0.91)	(0.03)
Obligation transferred from JAL / JCCL	32.63	-	-	-	-	-
Balance at the end of the year	451.75	7.57	0.58	407.33	7.88	0.61

Notes to Standalone Financial Statements (Continued)

₹ in Crores

NOTE 36 - EMPLOYEE BENEFITS (IND AS 19): (Continued)

Particulars	As at March 31, 2018			As at March 31, 2017		
	Gratuity (Funded)	Pension	Post-Retirement Medical Benefits	Gratuity (Funded)	Pension	Post-Retirement Medical Benefits
(ii) Change in Fair Value of Assets						
Balance at the beginning of the year	431.70	-	-	355.12	-	-
Expected Return on Plan Assets	30.96	-	-	28.55	-	-
Re-measurements due to:						
Actual Return on Plan Assets less interest on Plan Assets	7.31	-	-	3.03	-	-
Contribution by the employer	22.30	-	-	66.54	-	-
Benefits Paid	(22.30)	-	-	(21.54)	-	-
Assets transferred from JAL / JCCL	27.67	-	-	-	-	-
Balance at the end of the year	497.64	-	-	431.70	-	-
(iii) Net Asset / (Liability) recognised in the Balance Sheet						
Present value of Defined Benefit Obligation	(451.75)	(7.57)	(0.58)	(407.33)	(7.88)	(0.61)
Fair Value of Plan Assets	497.64	-	-	431.70	-	-
Net Asset / (Liability) in the Balance Sheet	45.89	(7.57)	(0.58)	24.37	(7.88)	(0.61)
(iv) Expenses recognised in the Statement of Profit and Loss						
Current Service Cost	33.29	-	-	30.36	-	-
Past Service Cost	2.12	-	-			
Interest Cost	29.13	0.48	0.04	27.74	0.58	0.04
Expected Return on Plan Assets	(30.96)	-	-	(28.55)	-	-
Total Expense	33.58	0.48	0.04	29.55	0.58	0.04
Less: Transferred to Pre-operative Expenses	(0.15)	-	-	(0.07)	-	-
Amount charged to the Statement of Profit and Loss	33.43	0.48	0.04	29.48	0.58	0.04
(v) Re-measurements recognised in Other Comprehensive Income (OCI):						
Changes in Financial Assumptions	(16.65)	(0.27)	(0.02)	24.73	0.40	0.02
Changes in Demographic Assumptions	(5.27)	-	-	(11.24)	-	-
Experience Adjustments	(8.53)	0.39	0.01	2.16	0.18	0.01
Actual return on Plan assets less interest on plan assets	(7.31)	-	-	(3.03)	-	-
Amount recognised in Other Comprehensive Income (OCI):	(37.76)	0.12	(0.01)	12.62	0.58	0.03
(vi) Maturity profile of defined benefit obligation:						
Within the next 12 months	52.05	0.07	0.06	37.75	0.07	0.06
Between 1 and 5 years	150.40	0.28	0.24	118.33	0.28	0.23
Between 5 and 10 years	165.75	0.27	0.23	152.39	0.27	0.22
10 Years and above	763.40	0.84	0.61	746.77	0.89	0.64

Notes to Standalone Financial Statements (Continued)

₹ in Crores

NOTE 36 - EMPLOYEE BENEFITS (IND AS 19): (Continued)

Particulars	As at March 31, 2018			As at March 31, 2017		
	Gratuity (Funded)	Pension	Post-Retirement Medical Benefits	Gratuity (Funded)	Pension	Post-Retirement Medical Benefits
(vii) Sensitivity analysis for significant assumptions:*						
Increase / (Decrease) in present value of defined benefits obligation at the end of the year						
1% increase in discount rate	(37.50)	(0.49)	(0.04)	(37.03)	(0.53)	(0.04)
1% decrease in discount rate	43.64	0.55	0.04	43.58	0.61	0.04
1% increase in salary escalation rate	43.01	-	-	42.48	-	-
1% decrease in salary escalation rate	(37.68)	-	-	(36.94)	-	-
1% increase in employee turnover rate	(12.24)	-	-	(13.36)	-	-
1% decrease in employee turnover rate	14.41	-	-	15.89	-	-
(viii) The major categories of plan assets as a percentage of total plan[Ⓐ]						
Insurer Managed Funds	100%	N.A.	N.A.	100%	N.A.	N.A.
(ix) Actuarial Assumptions:						
Discount Rate (p.a.)	7.90%	7.90%	7.90%	7.50%	7.50%	7.50%
Expected Return on Plan Assets (p.a.)	8.00%	-	-	7.50%	-	-
Turnover Rate	1.5% to 8.00%	-	-	2.00%	-	-
Mortality tables	Indian Assured Lives Mortality (2006-08)	PA (90) mortality table rated down by 4 years	PA (90) mortality table rated down by 4 years	Indian Assured Lives Mortality (2006-08)	PA(90) annuity rates adjusted suitably	PA(90) annuity rates adjusted suitably
Salary Escalation Rate (p.a.)	8.00%	-	-	8.00%	-	-
Retirement age:						
Management -	60 Yrs.	-	-	60 Yrs.	-	-
Non-Management-	58 Yrs.			58 Yrs.		
(x) Weighted Average duration of Defined benefit obligation	8.9 Yrs.	7.0 Yrs.	6.5 Yrs.	9.8 Yrs.	7.5 Yrs.	6.8 Yrs.

* These Sensitivities have been calculated to show the movement in defined benefit obligation in isolation and assuming there are no other changes in market conditions at the accounting date. There have been no changes from the previous periods in the methods and assumptions used in preparing the sensitivity analyses.

[Ⓐ] The plan does not invest directly in any property occupied by the Company nor in any financial securities issued by the Company.

(xi) Basis used to determine Expected Rate of Return on Plan Assets:

Expected rate of return on Plan Assets is based on expectation of the average long term rate of return expected on investments of the fund during the estimated term of the obligations.

(xii) Salary Escalation Rate:

The estimates of future salary increases are considered taking into account inflation, seniority, promotion and other relevant factors.

Notes to Standalone Financial Statements (Continued)

NOTE 36- EMPLOYEE BENEFITS (IND AS 19): (Continued)

(xiii) Asset Liability matching strategy:

The money contributed by the Company to the Gratuity fund to finance the liabilities of the plan has to be invested.

The trustees of the plan have outsourced the investment management of the fund to an insurance Company. The insurance Company in turn manages these funds as per the mandate provided to them by the trustees and the asset allocation which is within the permissible limits prescribed in the insurance regulations. Due to the restrictions in the type of investments that can be held by the fund, it is not possible to explicitly follow an asset liability matching strategy.

There is no compulsion on the part of the Company to fully prefund the liability of the Plan. The Company's philosophy is to fund these benefits based on its own liquidity and the level of underfunding of the plan.

(xiv) The Company's expected contribution during next year is ₹ Nil Crores (March 31, 2017 ₹ Nil Crores).

(d) Provident Fund:

The Company is liable for any shortfall in the fund assets based on the Government specified rate of return. Such shortfall, if any, is recognised in the Statement of Profit and Loss as an expense in the year of incurring the same.

Amount recognized as an expense and included in Note 29 under the head "Contribution to Provident and other Funds" of Statement of Profit and Loss ₹ 85.97 Crores (March 31, 2017 ₹ 71.02 Crores).

The actuary has provided for a valuation and based on the below provided assumption there is no interest shortfall as at March 31, 2018 and March 31, 2017.

₹ in Crores			
	Particulars	As at March 31, 2018	As at March 31, 2017
(a)	Plan Assets at Fair Value	957.22	770.56
(b)	Present value of defined benefit obligation at year end	956.96	769.95
(c)	Liability recognised in Balance Sheet	NIL	NIL
Assumption used in determining the present value obligation of interest rate guarantee under the Deterministic Approach			
	Government of India bond yield for the outstanding term of liabilities	7.90%	7.50%
(d)	Remaining term of the maturity of Investment Portfolio	13.85 Yrs.	16.80 Yrs.
	Discount Rate for the remaining term of the maturity of Investment Portfolio	8.63%	8.72%
	Expected Guaranteed Interest Rate	8.55%	8.65%

(B) Amount recognized as an expense in respect of Compensated Absences is ₹ 14.97 Crores (March 31, 2017 ₹ 27.85 Crores).

(C) Amount recognized as expense for other long term employee benefits is ₹ 0.87 Crores (March 31, 2017 ₹ 0.77 Crores).

NOTE 37 - SEGMENT REPORTING (Ind AS 108):

The Company has presented segment information in the consolidated financial statements which are presented in the same financial report. Accordingly, as per Ind AS 108 'Operating Segments', no disclosures related to segments are presented in these standalone financial statements.

Notes to Standalone Financial Statements (Continued)

NOTE 38 - RELATED PARTY DISCLOSURES (Ind AS 24):

(A) List of Related Parties where control exists:

Name of the Related Party	Principal Place of Business	% Shareholding and Voting Power	
		As at March 31, 2018	As at March 31, 2017
(i) Holding Company:			
Grasim Industries Limited	India	NA	
(ii) Subsidiary Companies:			
(a) Dakshin Cements Limited	India	100%	100%
(b) UltraTech Cement Lanka Private Limited	Sri Lanka	80%	80%
(c) Harish Cement Limited	India	100%	100%
(d) PT UltraTech Mining Indonesia	Indonesia	80% [!]	80% [!]
(e) PT UltraTech Investments Indonesia	Indonesia	100% ^{&}	100% ^{&}
(f) UltraTech Cement SA (PTY) [@]	South Africa	-	100%
(g) UltraTech Cement Middle East Investments Limited (UCMEIL)	UAE	100%	100%
(h) Star Cement Co. LLC, Dubai [*]	UAE	100% ^{\$}	100% ^{\$}
(i) Star Cement Co. LLC, Ras-Al-Khaimah [*]	UAE	100% ^{\$}	100% ^{\$}
(j) Al Nakhla Crusher LLC, Fujairah [*]	UAE	100% ^{\$}	100% ^{\$}
(k) Arabian Cement Industry LLC, Abu Dhabi [*]	UAE	100% ^{\$}	100% ^{\$}
(l) Arabian Gulf Cement Co W.L.L, Bahrain [*]	Bahrain	100% [^]	100% [^]
(m) Emirates Power Company Limited, Bangladesh [*]	Bangladesh	100%	100%
(n) Emirates Cement Bangladesh Limited, Bangladesh [*]	Bangladesh	100%	100%
(o) Awam Minerals LLC, Oman [*]	Oman	37% ^{##}	51%
(p) Bhagwati Lime Stone Company Private Limited (BLCPL)	India	100%	100%
(q) UltraTech Cement Mozambique Limitada, Mozambique ^{@@}	Mozambique	- [@]	100% [@]
(r) Gotan Limestone Khanij Udyog Private Limited	India	100%	100%
(s) PT UltraTech Cement Indonesia [#]	Indonesia	99%	99%
(t) PT UltraTech Mining Sumatera [#]	Indonesia	100%	100%

! 4% Shareholding of UCMEIL.

& 5% Shareholding of UCMEIL.

Ceased control w.e.f. April 24, 2017.

* Subsidiaries of UCMEIL.

\$ 51% held by nominee as required by local law for beneficial interest of the Company.

^ 1 share held by employee as nominee for the beneficial interest of the Company.

@ 90% Shareholding of UCMEIL.

Subsidiary of PT UltraTech Investments Indonesia.

@@ Ceased to exist with effect from July 06, 2017.

Notes to Standalone Financial Statements (Continued)

NOTE 38 - RELATED PARTY DISCLOSURES (Ind AS 24): (Continued)

(B) List of Related Parties with significant influence:

Name of the Related Party	Principal Place of Business	% Shareholding and Voting Power	
		As at March 31, 2018	As at March 31, 2017
(i) Joint Venture:			
Bhaskarpara Coal Company Limited (BCCL)	India	47.37%	47.37%
(ii) Associate:			
Madanpur (North) Coal Company Private Limited (MNCCPL)	India	11.17%	11.17%
Aditya Birla Renewable SPV 1 Limited (w.e.f. June 19, 2017)	India	26.00%	-

(C) Other Related Parties with whom there were transactions during the year:

Name of the Related Party	Relationship
Samruddhi Swastik Trading and Investments Limited	Fellow Subsidiary
Grasim Bhiwani Textiles Limited (Till July 10, 2017)	Fellow Subsidiary
Aditya Birla Sun Life Insurance Company Limited (formerly known as Birla Sun Life Insurance Company Limited)	Fellow Subsidiary
Aditya Birla Health Insurance Limited	Fellow Subsidiary
ABNL Investment Limited	Fellow Subsidiary
Bharucha & Partners	Entity Controlled by Key Management Personnel
Mr. Kumar Mangalam Birla – Non-Executive Chairman	Key Management Personnel (KMP)
Mrs. Rajashree Birla – Non-Executive Director	Key Management Personnel (KMP)
Mr. D.D. Rathi - Non-Executive Director	Key Management Personnel (KMP)
Mr. O.P. Puranmalka - Non-Executive Director	Key Management Personnel (KMP)
Mr. R.C. Bhargava (Till July 20, 2016) – Independent Director	Key Management Personnel (KMP)
Mr. Rajiv Dube (Till July 20, 2016) – Independent Director	Key Management Personnel (KMP)
Mr. Arun Adhikari – Independent Director	Key Management Personnel (KMP)
Mr. G.M. Dave - Independent Director	Key Management Personnel (KMP)
Mrs. Alka Bharucha (w.e.f. June 9, 2016) - Independent Director	Key Management Personnel (KMP)
Mrs. Sukanya Kripalu - Independent Director	Key Management Personnel (KMP)
Mr. S.B. Mathur - Independent Director	Key Management Personnel (KMP)
Mrs. Renuka Ramnath - Independent Director	Key Management Personnel (KMP)
Mr. K.K. Maheshwari - Managing Director	Key Management Personnel (KMP)
Mr. Atul Daga (w.e.f. June 9, 2016) - Whole-time Director and CFO	Key Management Personnel (KMP)
Mrs. Kritika Daga (w.e.f. June 9, 2016)	Relative of KMP (Wife of Mr. Atul Daga)

Notes to Standalone Financial Statements (Continued)

₹ in Crores

NOTE 38 - RELATED PARTY DISCLOSURES (Ind AS 24): (Continued)

(a) The following transactions were carried out with the related parties in the ordinary course of business:

Nature of Transaction/Relationship	Year Ended March 31, 2018	Year Ended March 31, 2017
Sale of Goods:		
Holding Company	11.73	6.07
Fellow Subsidiary	0.02	0.09
Subsidiary (UltraTech Cement Lanka Private Limited)	311.47	313.43
Total	323.22	319.59
Purchase of Goods:		
Holding Company	1.93	1.46
Fellow Subsidiary	0.01	0.06
Subsidiaries	0.05	30.52
Associate	0.20	-
Total	2.19	32.04
Sale of Fixed Assets		
Holding Company	-	0.23
Purchase of Fixed Assets		
Holding Company	-	0.64
Services received from:		
Holding Company	1.16	1.14
Fellow Subsidiary	7.33	0.48
Subsidiaries	-	0.66
KMP	38.40	34.90
Entity Controlled by KMP	0.03	-
Relative of KMP	0.26	0.11
Total	47.18	37.29
Services rendered to:		
Holding Company	0.11	-
Subsidiaries	38.72	52.92
Total	38.83	52.92
Dividend received		
Subsidiaries	13.68	13.75
Dividend Paid		
Holding Company	165.34	157.07
Deposit Given		
Relative of KMP	-	5.00
Investments		
Subsidiaries	0.15	33.85
Corporate Guarantees on behalf of subsidiaries		
Given / issued during the year	101.52	880.69

Notes to Standalone Financial Statements (Continued)

₹ in Crores

NOTE 38 - RELATED PARTY DISCLOSURES (Ind AS 24): (Continued)

(b) Outstanding balances:

Nature of Transaction/Relationship	Year Ended March 31, 2018	Year Ended March 31, 2017
Loans and Advances:		
Holding Company	0.79	0.32
Subsidiaries	0.07	-
Fellow Subsidiary	5.31	0.36
Joint Venture	2.49	2.49
Total	8.66	3.17

Nature of Transaction/Relationship	Year Ended March 31, 2018	Year Ended March 31, 2017
Trade Receivables:		
Holding Company	1.94	-
Subsidiaries	42.95	14.77
Total	44.89	14.77
Trade Payables:		
Holding Company	0.21	-
Subsidiaries	-	0.90
Associate	0.19	-
Total	0.40	0.90
Deposit		
Relative of KMP	5.00	5.00
Corporate Guarantees:		
Joint Ventures	4.00	4.00
Subsidiaries	2,578.71	2,476.69
Total	2,582.71	2,480.69

(c) Compensation of KMP of the Company:

Nature of transaction	Year Ended March 31, 2018	Year Ended March 31, 2017
Short-term employee benefits	16.83	9.48
Post-employment benefits	0.67	4.81
Share based payment	1.13	0.49
Total compensation paid to KMP	18.63	14.78

Based on the recommendation of the Nomination, Remuneration and Compensation Committee, all decisions relating to the remuneration of the Directors are taken by the Board of Directors of the Company, in accordance with shareholders' approval, wherever necessary.

Notes to Standalone Financial Statements (Continued)

NOTE 38 - RELATED PARTY DISCLOSURES (Ind AS 24): (Continued)

Terms and Conditions of transactions with Related Parties:

The sales to and purchases from related parties are made in the normal course of business and on terms equivalent to those that prevail in arm's length transactions. Outstanding balances at the year-end are unsecured and interest free and settlement occurs in cash.

For the year ended March 31, 2018, the Company has not recorded any impairment of receivables relating to amounts owed by related parties. This assessment is undertaken each financial year through examining the financial position of the related party and the market in which the related party operates.

NOTE 39 - INCOME TAXES (Ind AS 12):

Reconciliation of Effective Tax Rate:

In %

Particulars	Year ended March 31, 2018	Year ended March 31, 2017
Applicable tax rate	34.61	34.61
Effect of Tax Exempt Income	(0.35)	(0.20)
Effect of Non-Deductible expenses	0.97	0.93
Effect of Allowances for tax purpose	(2.10)	(2.96)
Effect of Tax paid at a lower rate	(0.98)	(2.38)
Effect of changes in Tax rate	1.26	-
Effect of Previous year adjustments	(1.03)	-
Others	0.04	0.41
Effective Tax Rate	32.42	30.41

₹ in Crores

Note 40 - EARNINGS PER SHARE (EPS) (Ind AS 33):

Particulars	Year Ended March 31, 2018	Year Ended March 31, 2017
(A) Basic EPS:		
(i) Net Profit attributable to Equity Shareholders	2,231.28	2,627.72
(ii) Weighted average number of Equity Shares outstanding (Nos.)	274,543,934	274,454,099
Basic EPS (₹) (i)/(ii)	81.27	95.74
(B) Diluted EPS:		
(i) Weighted average number of Equity Shares Outstanding (Nos.)	274,543,934	274,454,099
(ii) Add: Potential Equity Shares on exercise of option (Nos.)	69,787	122,287
(iii) Weighted average number of Equity Shares Outstanding for calculation of Dilutive EPS (i+ii)	274,613,721	274,576,386
Diluted EPS (₹) {(A) (i) / (B) (iii)}	81.25	95.70

Notes to Standalone Financial Statements (Continued)

₹ in Crores

Note 41 - AUDITORS' REMUNERATION (EXCLUDING SERVICE TAX/GST) AND EXPENSES:

Particulars	Year Ended March 31, 2018	Year Ended March 31, 2017
(a) Statutory Auditors:		
Audit fees (including Quarterly Limited Review)	2.62	2.08
Tax audit fees	0.14	0.10
Fees for other services	0.05	0.08
Expenses reimbursed	0.12	0.09
(b) Cost Auditors:		
Audit fees	0.19	0.17
Expenses reimbursed	0.01	0.01

NOTE 42 -

The following expenses are included in the different heads of expenses in the Statement of Profit and Loss:

Particulars	Year Ended March 31, 2018			Year Ended March 31, 2017		
	Raw Materials Consumed	Power and Fuel Consumed	Total	Raw Materials Consumed	Power and Fuel Consumed	Total
Stores and Spares Consumed	95.01	55.33	150.34	82.80	45.45	128.25
Royalty and Cess	748.52	-	748.52	582.45	-	582.45

NOTE 43 - SHARE BASED PAYMENTS (Ind AS 102):

The Company has granted 805,950 options (including Restricted Stock units) to its eligible employees in various ESOS Schemes, details are as under:

(A) Employee Stock Option Scheme (ESOS 2006):

Particulars	Tranche I	Tranche II	Tranche III	Tranche IV*	Tranche V*	Tranche VI
Nos. of Options	99,010	69,060	60,403	88,907	8,199	7,890
Vesting Plan	Graded Vesting - 25% every year	Graded Vesting - 25% every year	Graded Vesting - 25% every year	As per the Terms of Scheme	As per the Terms of Scheme	Graded Vesting - 25% every year
Exercise Period	5 Years from the date of Vesting	5 Years from the date of Vesting	5 Years from the date of Vesting			5 Years from the date of Vesting
Grant Date	23.08.2007	25.01.2008	08.09.2010	20.09.2010	20.09.2010	01.06.2012
Exercise Price (₹ per share)	606	794	655	709	1,061	974
Fair Value on the date of Grant of Option (₹ per share)	502	404	547	447	281	762
Method of Settlement	Equity	Equity	Equity	Equity	Equity	Equity

* Issued to Employees of erstwhile Samruddhi Cement Limited (SCL) option holders pursuant to Scheme of Amalgamation of SCL with the Company.

Notes to Standalone Financial Statements (Continued)

NOTE 43 - SHARE BASED PAYMENTS (Ind AS 102): (Continued)

(B) Employee Stock Option Scheme (ESOS 2013) including Stock options and Restricted Stock Units (RSU):

Particulars	Tranche I		Tranche II		Tranche III	
	RSU	Stock Options	RSU	Stock Options	RSU	Stock Options
Nos. of Options	84,056	237,953	12,313	34,859	2,218	6,280
Vesting Plan	100% on 19.10.2016	Graded Vesting - 25% every year after 1 year from date of grant, subject to achieving performance targets	100% on 18.10.2017	Graded Vesting - 25% every year after 1 year from date of grant, subject to achieving performance targets	100% on 28.01.2018	Graded Vesting - 25% every year after 1 year from date of grant, subject to achieving performance targets
Exercise Period	5 Years from the date of Vesting	5 Years from the date of Vesting	5 Years from the date of Vesting	5 Years from the date of Vesting	5 Years from the date of Vesting	5 Years from the date of Vesting
Grant Date	19.10.2013	19.10.2013	18.10.2014	18.10.2014	28.01.2015	28.01.2015
Exercise Price (₹ per share)	10	1,965	10	2,318	10	3,122
Fair Value on the date of Grant of Option (₹ per share)	1,862	750	2,241	870	3,048	1,207
Method of Settlement	Equity	Equity	Equity	Equity	Equity	Equity

Particulars	Tranche IV		Tranche V		Tranche VI	
	RSU	Stock Options	RSU	Stock Options	RSU	Stock Options
Nos. of Options	9,059	25,645	5,313	15,042	10,374	29,369
Vesting Plan	100% on 19.10.2018	Graded Vesting - 25% every year after 1 year from date of grant, subject to achieving performance targets	100% on 13.04.2019	Graded Vesting - 25% every year after 1 year from date of grant, subject to achieving performance targets	100% on 27.01.2020	Graded Vesting - 25% every year after 1 year from date of grant, subject to achieving performance targets
Exercise Period	5 Years from the date of Vesting	5 Years from the date of Vesting	5 Years from the date of Vesting	5 Years from the date of Vesting	5 Years from the date of Vesting	5 Years from the date of Vesting
Grant Date	19.10.2015	19.10.2015	13.04.2016	13.04.2016	27.01.2017	27.01.2017
Exercise Price (₹ per share)	10	2,955	10	3,167	10	3,681
Fair Value on the date of Grant of Option (₹ per share)	2,897	1,728	3,108	1,810	3,608	2,080
Method of Settlement	Equity	Equity	Equity	Equity	Equity	Equity

Notes to Standalone Financial Statements (Continued)

₹ in Crores

NOTE 43 - SHARE BASED PAYMENTS (Ind AS 102): (Continued)

(C) Movement of Options Granted including RSU along with weighted average exercise price (WAEP):

Particulars	As at March 31, 2018		As at March 31, 2017	
	Nos.	WAEP (₹)	Nos.	WAEP (₹)
Outstanding at the beginning of the year	251,577	1,880.59	315,961	1,441.56
Granted during the year	-	-	60,098	2,594.43
Exercised during the year	(106,079)	1,482.43	(76,529)	862.43
Forfeited during the year	(999)	2,134.23	(47,953)	1,507.37
Outstanding at the end of the year	144,499	2,171.13	251,577	1,880.59
Options exercisable at the end of the year	74,262	2,090.76	122,191	1,601.16

The weighted average share price at the date of exercise for options was ₹ 4,123.18 per share (March 31, 2017 ₹ 3,621.29 per share) and weighted average remaining contractual life for the share options outstanding as at March 31, 2018 was 3.9 years (March 31, 2017: 4.5 years).

(D) Fair Valuation:

No options were granted during the year. Weighted Average Fair value of the options granted previous year ₹ 2,366.93.

The fair value of option has been done by an independent firm of Chartered Accountants on the date of grant using the Black-Scholes Model.

The Key assumptions in the Black-Scholes Model for calculating fair value as on the date of grant:

(a) For ESOS 2006:

1. Risk Free Rate - 8% (Tranche I-V), 8.14% (Tranche VI)
2. Option Life - Vesting period (1 Year) + Average of exercise period
3. Expected Volatility* - Tranche-I: 0.49, Tranche-II: 0.52, Tranche-III: 0.30, Tranche-IV: 0.30, Tranche-V: 0.30, Tranche-VI: 0.25
4. Expected Growth in Dividend - 20%

(b) For ESOS 2013:

1. Risk Free Rate - 8.5% (Tranche I), 7.8% (Tranche II-III), 8.56% (Tranche IV), 7.6% (Tranche V), 6.74% (Tranche VI)
2. Option Life - (a) For Options - Vesting period (1 Year) + Average of exercise period
(b) For RSU - Vesting period (3 Years) + Average of exercise period
3. Expected Volatility* - Tranche-I: 0.29, Tranche-II: 0.27, Tranche-III: 0.28, Tranche-IV: 0.60, Tranche-V: 0.60, Tranche-VI: 0.61
4. Expected Growth in Dividend - Tranche -I: 20%, Tranche II-III: 15%, Tranche-IV: 5%, Tranche-V: 5%, Tranche-VI: 5%

* Expected volatility on the Company's stock price on National Stock Exchange based on the data commensurate with the expected life of the options/RSU's up to the date of grant.

Notes to Standalone Financial Statements (Continued)

₹ in Crores

NOTE 44 (A) - CLASSIFICATION OF FINANCIAL ASSETS AND LIABILITIES (Ind AS 107):

Particulars	As at March 31, 2018		As at March 31, 2017	
	Carrying Value	Fair Value	Carrying Value	Fair Value
Financial Assets at amortised cost				
Trade Receivables	1,714.20	1,714.20	1,276.17	1,276.17
Loans	145.27	145.27	179.48	179.48
Investments (Non-Current)	734.33	734.33	730.66	730.66
Cash and Bank Balances	199.32	199.32	2,217.74	2,217.74
Other Financial Assets	453.06	453.06	210.05	210.05
Financial Assets at fair value through Profit or Loss				
Investments	5,428.57	5,428.57	6,678.01	6,678.01
Fair Value Hedging Instruments				
Derivative Assets	38.07	38.07	146.30	146.30
Total	8,712.82	8,712.82	11,438.41	11,438.41
Financial liabilities at amortised cost				
Non-Convertible Debentures	2,575.00	2,509.35	2,825.00	2,526.27
Term Loan from Banks	10,489.00	10,489.00	400.00	400.00
Cash Credits / Working Capital Borrowing	694.86	694.86	37.49	37.49
Commercial Papers	992.87	992.87	978.35	978.35
Sales Tax Deferment Loan	289.68	289.68	304.23	304.23
Redeemable Preference Shares	1,000.10	1000.10	-	-
Trade Payables	2,343.53	2,343.53	1,713.80	1,713.80
Other Financial Liabilities	1,547.25	1,547.25	1,228.86	1,228.86
Foreign Currency Borrowings	1,377.99	1,377.99	1,695.36	1,695.36
Fair Value Hedging Instrument				
Derivative Liability	28.27	28.27	31.15	31.15
Total	21,338.55	21,272.90	9,214.24	8,915.51

NOTE 44 (B) - FAIR VALUE MEASUREMENTS (Ind AS 113):

The fair values of the financial assets and liabilities are included at the amount at which the instrument could be exchanged in an orderly transaction in the principal (or most advantageous) market at measurement date under the current market condition regardless of whether that price is directly observable or estimated using other valuation techniques.

The Company has established the following fair value hierarchy that categorises the values into 3 levels. The inputs to valuation techniques used to measure fair value of financial instruments are:

Level 1: This hierarchy uses quoted (unadjusted) prices in active markets for identical assets or liabilities. The fair value of all bonds which are traded in the stock exchanges is valued using the closing price or dealer quotations as at the reporting date.

Level 2: The fair value of financial instruments that are not traded in an active market (For example traded bonds, over the counter derivatives) is determined using valuation techniques which maximize the use of observable market data and rely as little as possible on company specific estimates. The mutual fund units are valued using the closing Net Asset Value. If all significant inputs required to fair value an instrument are observable, the instrument is included in Level 2.

Level 3: If one or more of the significant inputs is not based on observable market data, the instrument is included in Level 3.

Notes to Standalone Financial Statements (Continued)

₹ in Crores

NOTE 44 (B) - FAIR VALUE MEASUREMENTS (Ind AS 113): (Continued)

Particulars	Fair Value	
	As at March 31, 2018	As at March 31, 2017
Financial Assets at fair value through profit or loss		
Investments – Level 2	5,412.09	6,662.70
Investments – Level 3	16.48	15.31
Fair Value Hedging Instruments		
Derivative assets – Level 2	38.07	146.30
Total	5,466.64	6,824.31
Fair Value Hedging Instruments		
Derivative liability – Level 2	28.27	31.15
Total	28.27	31.15

The management assessed that cash and bank balances, trade receivables, trade payables, cash credits, commercial papers and other financial assets and liabilities approximate their carrying amounts largely due to the short-term maturities of these instruments.

The following methods and assumptions were used to estimate the fair values:

- The fair values of the quoted investments/units of mutual fund schemes are based on market price/net asset value at the reporting date.
- The fair value of interest rate swaps is calculated as the present value of the estimated future cash flows based on observable yield curves and an appropriate discount factor.
- The fair value of forward foreign exchange contracts is calculated as the present value determined using forward exchange rates and interest rate curve of the respective currencies.
- The fair value of currency swap is calculated as the present value determined using forward exchange rates, currency basis spreads between the respective currencies, interest rate curves and an appropriate discount factor.
- The fair value of foreign currency option contracts is determined using the Black Scholes valuation model.
- The fair value of commodity swaps is calculated as the present value determined using the forward price and interest rate curve of the respective currency.
- The fair value of the remaining financial instruments is determined using discounted cash flow analysis. The discount rates used is based on management estimates.

The significant unobservable inputs used in the fair value measurement of the fair value hierarchy together with a quantitative sensitivity analysis as at March 31, 2018 and March 31, 2017 are as shown below:

Description of significant unobservable inputs to valuation:

Particulars	Valuation Technique	Significant unobservable inputs	Discounting Rate	Sensitivity of the input to fair value.
Investments in Unquoted instruments accounted for as fair value through Profit and Loss	DCF method	Average Cost of Borrowings to arrive at discount rate.	March 31, 2018: 8.50% March 31, 2017: 8.50%	0.5% (March 31 2018: 0.5%) increase (decrease) would result in increase (decrease) in fair value by ₹ (0.35) Crores (March 31 2017: ₹ (0.38) Crores)

Notes to Standalone Financial Statements (Continued)

₹ in Crores

NOTE 44 (B) - FAIR VALUE MEASUREMENTS (Ind AS 113): (Continued)

Reconciliation of Level 3 Fair Value Measurements:

Balance as at March 31, 2016	14.05
Add: Change in Value of Investment in Preference Shares measured at FVTPL	1.10
Add: Purchase of Investment during the year	0.16
Balance as at March 31, 2017	15.31
Add: Change in Value of Investment in Preference Shares measured at FVTPL	1.20
Add: Purchase of Investment during the year	0.02
Less: Sale of Investment during the year	(0.05)
Balance as at March 31, 2018	16.48

NOTE 45 - FINANCIAL RISK MANAGEMENT OBJECTIVES (Ind AS 107):

The Company's principal financial liabilities, other than derivatives, comprises of borrowings, trade and other payables. The main purpose of these financial liabilities is to finance the company's operations. The company's principal financial assets, other than derivatives include trade and other receivables, investments and cash and cash equivalents that derive directly from its operations.

The Company's activities exposes it to market risk, liquidity risk and credit risk. Company's overall risk management focuses on the unpredictability of financial markets and seeks to minimise potential adverse effects on the financial performance of the company. The company uses derivative financial instruments, such as foreign exchange forward contracts, foreign currency option contracts, principal only swaps that are entered to hedge foreign currency risk exposure, interest rate swaps to hedge variable interest rate exposure and commodity fixed price swaps to hedge commodity price risks. Derivatives are used exclusively for hedging purposes and not as trading or speculative instruments.

The sources of risks which the company is exposed to and their management is given below:

Risk	Exposure Arising From	Measurement	Management
I) Market Risk			
A) Foreign Currency Risk	Committed commercial transaction Financial asset and Liabilities not denominated in INR	Cash Flow Forecasting Sensitivity Analysis	(a) Forward foreign exchange contracts (b) Foreign currency options (c) Principal only/Currency swaps
B) Interest Rate Risk	Long Term Borrowings at variable rates Investments in Debt Schemes of Mutual Funds and Other Debt Securities	Sensitivity Analysis, Interest rate movements	(a) Interest Rate swaps (b) Portfolio Diversification
C) Commodity Price Risk	Movement in prices of commodities mainly Imported Thermal Coal and Pet Coke	Sensitivity Analysis, Commodity price tracking	(a) Commodity Fixed Prices (b) Swaps/Options

Notes to Standalone Financial Statements (Continued)

NOTE 45 - FINANCIAL RISK MANAGEMENT OBJECTIVES (Ind AS 107): (Continued)

Risk	Exposure Arising From	Measurement	Management
II) Credit Risk	Trade receivables, Investments, Derivative Financial instruments, Loans and Bank balances	Aging analysis, Credit Rating	(a) Diversification of mutual fund investments, (b) Credit limit & credit worthiness monitoring, (c) Criteria based approval process
III) Liquidity Risks	Borrowings and Other Liabilities and Liquid Investments	Rolling cash flow forecasts Broker Quotes	(a) Adequate unused credit lines and borrowing facilities (b) Portfolio Diversification

The Company has standard operating procedures and investment policy for deployment of surplus liquidity, which allows investment in debt securities and mutual fund schemes of debt categories only and restricts the exposure in equity markets.

Compliances of these policies and principles are reviewed by internal auditors on periodical basis.

The Corporate treasury team updates the Audit Committee on a quarterly basis about the implementation of the above policies. It also updates to the Internal Risk Management Committee of the Company on periodical basis about the various risks to the business and status of various activities planned to mitigate the risks.

I) Market Risk:

Market risk is the risk of loss of future earnings, fair values or future cash flows that may result from a change in the price of a financial instrument. The value of a financial instrument may change as a result of changes in the interest rates, foreign currency exchange rates, commodity prices, equity prices and other market changes that affect market risk sensitive instruments. Market risk is attributable to all market risk sensitive financial instruments including investments and deposits, foreign currency receivables, payables and borrowings.

A) Foreign Currency Risk:

Foreign currency risk is the risk of impact related to fair value or future cash flows of an exposure in foreign currency, which fluctuate due to changes in foreign exchange rates. The Company's exposure to the risk of changes in foreign exchange rates relates primarily to the foreign currency borrowings, import of fuels, raw materials and spare parts, capital expenditure, exports of cement and the Company's net investments in foreign subsidiaries.

When a derivative is entered into for the purpose of being a hedge, the Company negotiates the terms of those derivatives to match the terms of the hedged exposure.

The Company evaluates exchange rate exposure arising from foreign currency transactions. The Company follows established risk management policies and standard operating procedures. It uses derivative instruments like foreign currency swaps and forwards to hedge exposure to foreign currency risk.

Notes to Standalone Financial Statements (Continued)

NOTE 45 - FINANCIAL RISK MANAGEMENT OBJECTIVES (Ind AS 107): (Continued)

In Crores

Outstanding foreign currency exposure (Gross) as at	March 31, 2018	March 31, 2017
Trade receivables		
USD	0.83	0.37
Euro	0.10	0.09
Others	0.01	-
Trade Payables		
USD	1.30	0.29
Euro	0.75	0.18
Others	0.02	-
Borrowings		
USD	21.14	26.14
Investments		
USD	6.92	6.92

Foreign currency sensitivity on unhedged exposure:

100bps increase in foreign exchange rates will have the following impact on profit before tax.

₹ in Crores

Particulars	As at March 31, 2018	As at March 31, 2017
USD	(4.51)	(4.49)
Others	(0.01)	-

Note: If the rate is decreased by 100 bps profit will increase by an equal amount.

B) Interest rate risk:

Interest rate risk is the risk that the fair value or future cash flows of a financial instrument will fluctuate because of changes in market interest rates. The Company's exposure to the risk of changes in market interest rates relates primarily to the Company's short term borrowing (excluding commercial paper) with floating interest rates. For all long-term borrowings with floating rates, the risk of variation in the interest rates is mitigated through interest rate swaps. The Company constantly monitors the credit markets and rebalances its financing strategies to achieve an optimal maturity profile and financing cost.

Interest rate exposure:

₹ in Crores

Particulars	Total Borrowings	Floating Rate Borrowings	Fixed Rate Borrowings	Non-Interest Bearing Borrowings
INR	16,041.51	10,563.86	5,187.97	289.68
USD	1,377.99	-	1,377.99	-
Total as at March 31, 2018	17,419.50	10,563.86	6,565.96	289.68
INR	4,545.07	436.80	3,804.04	304.23
USD	1,695.36	-	1,695.36	-
Total as at March 31, 2017	6,240.43	436.80	5,499.40	304.23

Note: Interest rate risk hedged for FCY borrowings has been shown under Fixed Rate borrowings

Notes to Standalone Financial Statements (Continued)

₹ in Crores

NOTE 45 - FINANCIAL RISK MANAGEMENT OBJECTIVES (Ind AS 107): (Continued)

Interest rate sensitivities for unhedged exposure (impact on increase in 100 bps):

Particulars	As at March 31, 2018	As at March 31, 2017
INR	(105.64)	[4.37]

Note: If the rate is decreased by 100 bps profit will increase by an equal amount.

Interest rate sensitivity has been calculated assuming the borrowings outstanding at the reporting date have been outstanding for the entire reporting period. Further, the calculations for the unhedged floating rate borrowing have been done on the notional value of the foreign currency (excluding the revaluation).

Foreign Currency and Interest Rate Risk Management:

Forward Exchange and Interest Rates Swaps Contracts:

(A) Derivatives for hedging currency and interest rates, outstanding are as under:

In Crores

Particulars	Hedged Item	Currency	As at March 31, 2018	As at March 31, 2017	Cross Currency
a. Forward Contracts	Imports	USD	6.47	6.09	Rupees
	Imports	Euro	0.15	0.31	Rupees
	Imports	Euro	1.11	1.66	USD
b. Other Derivatives:					
i. Currency & Interest Rate Swap (CIRS)	ECB*	USD	9.82	22.14	Rupees
ii. Principal only Swap	ECB*	USD	11.32	4.00	Rupees
iii. Interest Rate Swap	ECB*	USD	11.32	4.00	USD

* External Commercial Borrowings

(B) Cash Flow Hedges: The Company has raised foreign currency external commercial borrowings and to mitigate the risk of foreign currency and floating interest rates the Company has taken forward contracts, currency swaps, interest rates swaps and principal only swaps. The Company is following hedge accounting for all the foreign currency borrowings raised on or after April 01, 2015 based on qualitative approach. The Company assesses hedge effectiveness based on following criteria:

- (i) an economic relationship between the hedged item and the hedging instrument
- (ii) the effect of credit risk; and
- (iii) assessment of the hedge ratio

The Company designates the derivatives to hedge its currency risk and generally applies a hedge ratio of 1:1. The Company's policy is to match the critical terms of the forward exchange contracts to match with the hedged item.

Notes to Standalone Financial Statements (Continued)

NOTE 45 - FINANCIAL RISK MANAGEMENT OBJECTIVES (Ind AS 107): (Continued)

Foreign currency cash flows:

Particulars	As at	Average Exchange Rate (USD/INR)	Nominal Foreign Currency USD Crores	Fair Value Assets (Liabilities) ₹ in Crores
Buy Currency for External Commercial Borrowings (USD)	March 31, 2018	65.19	7.32	(10.90)
Buy Currency for External Commercial Borrowings (USD)	March 31, 2017	67.05	2.32	(9.02)

Interest rates outstanding on Receive Floating and Pay Fix contracts:

Particulars	As at	Average contracted fixed interest rates*	Nominal Amount USD Crores	Fair Value Assets (Liabilities) ₹ in Crores
2 to 5 years	March 31, 2018	7.47%	7.32	7.19
2 to 5 years	March 31, 2017	7.78%	2.32	4.06

Cross Currency and Interest rate Swaps:

Particulars	As at	Average contracted fixed interest rates*	Average Exchange Rate (USD/INR)	Nominal Amount USD Crores	Fair Value Assets (Liabilities) ₹ in Crores
2 to 5 years	March 31, 2018	7.79%	67.49	7.32	(23.57)
2 to 5 years	March 31, 2017	7.79%	67.49	7.32	(26.19)

* Includes weighted average rate for Cross Currency Interest Rate Swaps, Principal Only Swap and Coupon Swaps

The above Hedging Instruments are included in the Balance Sheet under the head "Other Financial Assets"/ "Other Financial Liabilities".

Refer Statement of changes in equity for movement on OCI.

Recognition of gains / (losses) under forward exchange and interest rates swaps contracts designated under cash flows hedges:

₹ in Crores

Particulars	As at March 31, 2018		As at March 31, 2017	
	Effective Hedge (OCI)	Ineffective Hedge (Profit and Loss)	Effective Hedge (OCI)	Ineffective Hedge (Profit and Loss)
Gain / (Loss)	(3.46)	-	(6.37)	-

C) Commodity price risk management:

Commodity price risk for the Company is mainly related to fluctuations in coal and pet coke prices linked to various external factors, which can affect the production cost of the Company. Since the Energy costs is one of

Notes to Standalone Financial Statements (Continued)

NOTE 45 - FINANCIAL RISK MANAGEMENT OBJECTIVES (Ind AS 107): (Continued)

the primary costs drivers, any fluctuation in fuel prices can lead to drop in operating margin. To manage this risk, the Company enters into forward covers for imported coal, enter into long-term supply agreement for pet coke, identifying new sources of supply etc. While forward covers are prevailing in the markets for coal but in case of pet coke no such derivative available; it has to be procured at spot prices. Additionally, processes and policies related to such risks are reviewed and controlled by senior management and fuel requirement are monitored by the central procurement team.

II) Credit Risk Management:

Credit risk arises when a customer or counterparty does not meet its obligations under a financial instrument or customer contract, leading to a financial loss. The Company is exposed to credit risk from its operating activities (primarily trade receivables) and from its financing / investing activities, including deposits with banks, mutual fund investments, and investments in debt securities, foreign exchange transactions and financial guarantees. The Company has no significant concentration of credit risk with any counterparty.

Trade receivables

Trade receivables are consisting of a large number of customers. The Company has credit evaluation policy for each customer and based on the evaluation credit limit of each customer is defined. Wherever the Company assesses the credit risk as high the exposure is backed by either bank guarantee / letter of credit or security deposits.

Total Trade receivable as on March 31, 2018 is ₹ 1,714.20 Crores (March 31, 2017 ₹ 1,276.17 Crores)

The Company does not have higher concentration of credit risks to a single customer. A single largest customer has total exposure in sales 1.9% (March 31, 2017 2.2%) and in receivables 8.7% (March 31, 2017 7.7%).

As per simplified approach, the Company makes provision of expected credit losses on trade receivables using a provision matrix to mitigate the risk of default payments and makes appropriate provision at each reporting date wherever outstanding is for longer period and involves higher risk.

As per policy receivables are classified into different buckets based on the overdue period ranging from 6 months – one year to more than two years. There are different provisioning norms for each bucket which are ranging from 20% to 100%.

Movement of provision for doubtful debts:

₹ in Crores		
Particulars	March 31, 2018	March 31, 2017
Opening provision	35.68	20.43
Add: Provided during the year	5.85	16.63
Less: Utilised during the year	(0.03)	(1.38)
Closing Provision	41.50	35.68

Investments, Derivative Instruments, Cash and Cash Equivalent and Bank Deposit

Credit Risk on cash and cash equivalent, deposits with the banks / financial institutions is generally low as the said deposits have been made with the banks / financial institutions who have been assigned high credit rating by international and domestic rating agencies.

Credit Risk on Derivative Instruments are generally low as Company enters into the Derivative Contracts with the reputed Banks and Financial Institutions.

Notes to Standalone Financial Statements (Continued)

NOTE 45 - FINANCIAL RISK MANAGEMENT OBJECTIVES (Ind AS 107): (Continued)

Investments of surplus funds are made only with approved Financial Institutions / Counterparty. Investments primarily include investment in units of mutual funds, Quoted Bonds, Non-Convertible Debentures issued by Government / Semi Government Agencies / PSU Bonds / High Investment grade corporates etc. These Mutual Funds and Counterparties have low credit risk.

Total Non-current and current investments as on March 31, 2018 is ₹ 6,162.90 Crores (March 31, 2017 ₹ 7,408.67 Crores)

III) Liquidity risk management:

Liquidity risk is defined as the risk that the Company will not be able to settle or meet its obligations on time or at reasonable price. Prudent liquidity risk management implies maintaining sufficient cash and marketable securities and the availability of funding through an adequate amount of credit facilities to meet obligations when due. The Company's treasury team is responsible for liquidity, funding as well as settlement management. In addition, processes and policies related to such risks are overseen by senior management. Management monitors the Company's liquidity position through rolling forecasts on the basis of expected cash flows.

The table below provides details regarding the remaining contractual maturities of financial liabilities and investments held for managing the risk at the reporting date based on contractual undiscounted payments.

₹ in Crores

As at March 31, 2018	Less than 1 year	1 to 5 years	More than 5 Years	Total
Borrowings (including current maturities of long-term debts)	3,545.16	3,182.76	10,691.58	17,419.50
Trade Payables	2,343.53	-	-	2,343.53
Interest accrued but not due on borrowings	161.94	-	-	161.94
Other Financial Liabilities (excluding Derivative Liability)	1,385.31	-	-	1,385.31
Derivative Liability	-	28.27	-	28.27
Investments	3,948.71	1,106.72	356.66	5,412.09

As at March 31, 2017	Less than 1 year	1 to 5 years	More than 5 Years	Total
Borrowings (including current maturities of long-term debts)	2,040.31	3,288.53	911.59	6,240.43
Trade Payables	1,713.80	-	-	1,713.80
Interest accrued but not due on borrowings	138.42	-	-	138.42
Other Financial Liabilities (excluding Derivative Liability)	1,090.43	0.01	-	1,090.44
Derivative Liability	-	31.15	-	31.15
Investments	5,405.95	762.65	494.10	6,662.70

Notes to Standalone Financial Statements (Continued)

₹ in Crores

NOTE 46 - DISTRIBUTION MADE AND PROPOSED (Ind AS 1):

Particulars	Year Ended March 31, 2018	Year Ended March 31, 2017
Proposed dividends on Equity shares:		
Final dividend for the year ended on March 31, 2018: ₹ 10.50 per share (March 31, 2017: ₹ 10 per share)	288.34	274.51
DDT on proposed dividend	59.27	55.88
Proposed dividends on Preference shares:		
Final dividend for the year ended on March 31, 2018	0.01	-
DDT on proposed dividend (FY 2017-2018: ₹ 17,098)	-	-
Total Dividend proposed	347.62	330.39

Proposed dividends on equity shares are subject to approval at the annual general meeting and are not recognised as a liability (including Dividend Distribution Tax thereon) as at March 31.

NOTE 47 - CAPITAL MANAGEMENT (IND AS 1):

The Capital management objective of the Company is to (a) maximise shareholder value and provide benefits to other stakeholders and (b) maintain an optimal capital structure to reduce the cost of capital.

For the purposes of the Group's capital management, capital includes issued equity share capital, share premium and all other equity.

The Company monitors capital using debt-equity ratio, which is total debt less liquid investments and bank deposits divided by total equity.

Particulars	As at March 31, 2018	As at March 31, 2017
Total Debt (Bank and other borrowings)	17,419.50	6,240.43
Equity	25,923.02	23,941.01
Liquid Investments and bank deposits	5,555.54	8,836.11
Debt to Equity (Net)	0.46	[0.11]

In addition, the Company has financial covenants relating to the borrowing facilities that it has taken from the lenders like interest coverage service ratio, Debt to EBITDA, etc. which is maintained by the Company.

NOTE 48 - RESEARCH AND DEVELOPMENT:

Revenue expenditure on Research and Development included in different heads of expenses in the Statement of Profit and Loss is ₹ 14.04 Crores. (March 31, 2017 ₹ 13.31 Crores).

NOTE 49 - CORPORATE SOCIAL RESPONSIBILITY:

Expenditure incurred in cash on Corporate Social Responsibility activities, included in different heads of expenses in the Statement of Profit and Loss is ₹ 60.71 Crores (March 31, 2017 ₹ 54.15 Crores) and account of capital expenditure ₹ 0.96 Crores (March 31, 2017 ₹ Nil Crores).

The amount required to be spent under Section 135 of the Companies Act, 2013 for the year ended March 31, 2018 is ₹ 58.91 Crores (March 31, 2017 ₹ 53.36 Crores) i.e. 2% of average net profits for last three financial years, calculated as per section 198 of the Companies Act, 2013.

Notes to Standalone Financial Statements (Continued)

NOTE 50 - GOVERNMENT GRANT (IND AS 20):

- (a) Other Operating Revenues include Incentives against capital investments, under State Investment Promotion Scheme of ₹ 300.55 Crores (March 31, 2017 ₹ 126.38 Crores).
- (b) Sales Tax deferment loan granted under State Investment Promotion Scheme has been considered as a government grant and the difference between the fair value and nominal value as on date is recognized as an income. Accordingly, an amount of ₹ 3.86 Crores (March 31, 2017: ₹ 17.82 Crores) has been recognized as an income. Every year charge in fair value is accounted for as an interest expense.
- (c) Interest, Wages Expenses and Repairs to plant and machinery are net of subsidy received, under State Investment Promotion Scheme of ₹ 5.81 Crores (March 31, 2017 ₹ 26.91 Crores), ₹ Nil Crores (March 31, 2017 ₹ 3.70 Crores) and ₹ 0.98 Crores (March 31, 2017 ₹ 1.55 Crores) respectively.

NOTE 51 - ASSETS HELD FOR DISPOSAL (IND AS 105):

The Company has identified certain assets like Aggregate Mines, Vibrating Mill, Pre Grinders for cement mill etc which are available for sale in its present condition. The Company is committed to plan the sale of asset and an active programme to locate a buyer and complete the plan have been initiated. The Company expects to dispose off these assets within twelve months from its classification.

NOTE 52 - OPERATING LEASE (IND AS 17):

- (a) Future minimum rental payables under non-cancellable operating lease

₹ in Crores

Sr. Particulars No	Year Ended March 31, 2018	Year Ended March 31, 2017
(i) Not later than one year	2.45	2.03
(ii) Later than one year and not later than five years	4.14	5.71
(iii) More than five years	-	-

- (b) Operating lease payment recognised in the Statement of Profit and Loss amounting to ₹ 141.32 Crores (March 31, 2017 ₹ 130.35 Crores)
- (c) General Description of leasing agreements:
- Leased Assets: Land, Godowns, Offices, Flats, Machinery and Others.
 - Future Lease rentals are determined on the basis of agreed terms.
 - At the expiry of lease terms, the Company has an option to return the assets or extend the term by giving notice in writing.
 - Lease agreements are generally cancellable and are renewable by mutual consent on mutually agreed terms.

Notes to Standalone Financial Statements (Continued)

NOTE 53 - Information as per the requirement of Section 22 of The Micro, Small and Medium Enterprises Development Act, 2006

₹ in Crores

Particulars	As at March 31, 2018	As at March 31, 2017
(a) (i) The principal amount remaining unpaid to any supplier at the end of accounting year included in trade payables	9.73	2.87
(ii) The interest due on above	0.01	-
The total of (i) & (ii)	9.74	2.87
(b) The amount of interest paid by the buyer in terms of section 16 of the Act	-	-
(c) The amount of the payment made to the supplier beyond the appointed day during the accounting year	-	-
(d) The amounts of interest accrued and remaining unpaid at the end of financial year	0.01	-
(e) The amount of interest due and payable for the period of delay in making payment (which have been paid but beyond the due date during the year) but without adding the interest specified under this Act.	-	-

The above information has been determined to the extent such parties have been identified on the basis of information available with the Company and the same has been relied upon by the auditors.

NOTE 54 -

In March 2018, the Ministry of Corporate Affairs issued the Companies (Indian Accounting Standards) Amendment Rules, 2018, notifying Ind AS 115 'Revenue from Contracts with Customers', which replaces Ind AS 11 'Construction Contracts' and Ind AS 18 'Revenue'. Except for the disclosure requirements, the new standard will not materially impact the Company's financial statements. The amendment will come into force from April 01, 2018.

NOTE 55 -

Effective July 01, 2017, sales are recorded net of GST whereas earlier sales were recorded gross of excise duty which formed part of expenses. Hence revenue from operations for the year ended March 31, 2018 is not comparable with the previous year corresponding figures.

NOTE 56 -

- a) Other income for year ended March 31, 2018 includes reversal of earlier years provision of ₹ 103.79 Crores related to contribution towards District Mineral Fund (DMF) under the Mines and Mineral (Development and Regulation) Amendment Act, 2015, on the basis of Supreme Court Judgment dated October 13, 2017 (March 31, 2017 ₹ Nil Crores).
- b) Other income for year ended March 31, 2017 includes ₹ 137.77 Crores being provisions no longer required.

Notes to Standalone Financial Statements (Continued)

NOTE 57 -

Previous year figures have been regrouped / reclassified wherever necessary to correspond with current year classification / disclosure.

Signatures to Note '1' to '57'

In terms of our report attached.

For and on behalf of the Board of Directors

For **B S R & Co. LLP**
Chartered Accountants
Firm Registration No: 101248W/W-100022

For **Khimji Kunverji & Co.**
Chartered Accountants
Firm Registration No: 105146W

K. K. MAHESHWARI
Managing Director

S. B. MATHUR
Director

VIJAY MATHUR
Partner
Membership No: 46476

Mumbai: April 25, 2018

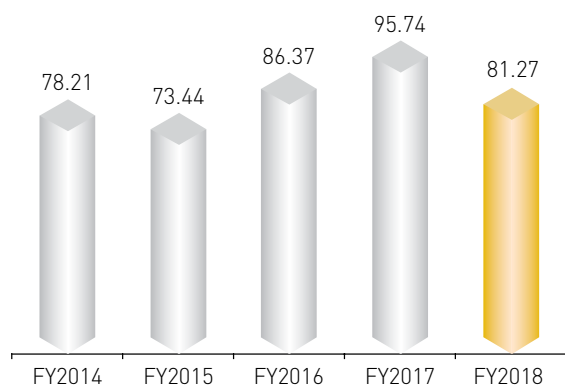
KETAN VIKAMSEY
Partner
Membership No: 44000

ATUL DAGA
Whole-time Director and CFO

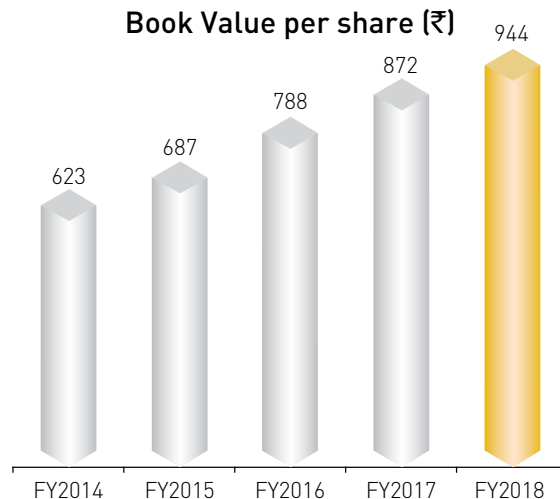
S. K. CHATTERJEE
Company Secretary

PERFORMANCE INDICATORS (STANDALONE)

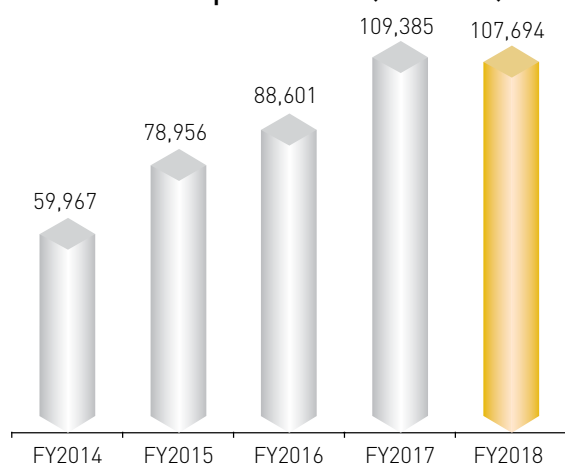
EPS (₹)



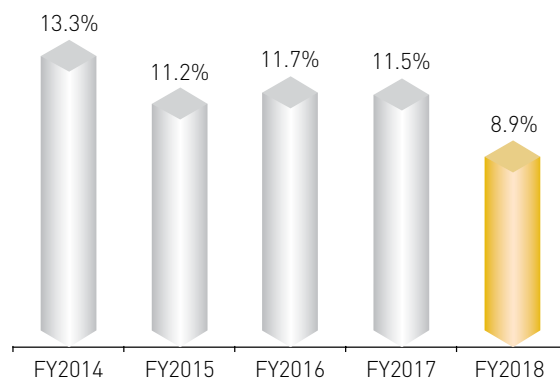
Book Value per share (₹)



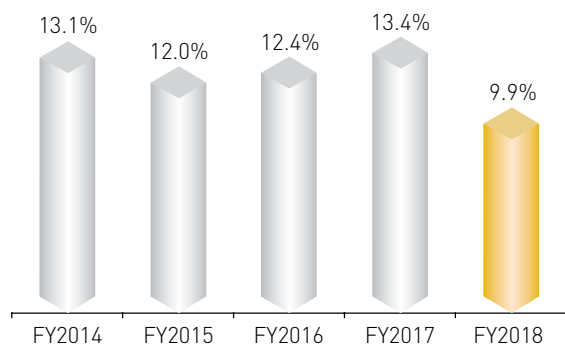
Market Capitalisation (₹ Crores)



ROE (%)



ROCE (%)



Independent Auditors' Report

To the Members of
UltraTech Cement Limited

Report on the Consolidated Ind AS Financial Statements

We have audited the accompanying Consolidated Ind AS financial statements of UltraTech Cement Limited ('hereinafter referred to as "the Holding Company"), its subsidiaries (the Holding Company and its subsidiaries together referred to as "the Group"), its associates and its joint venture which comprise the Consolidated Balance Sheet as at 31 March 2018, the Consolidated Statement of Profit and Loss (including Other Comprehensive Income), the Consolidated Statement of Changes in Equity and Consolidated Cash Flow Statement for the year then ended, and a summary of the significant accounting policies and other explanatory information (hereinafter referred to as "the Consolidated Ind AS financial statements").

Management's Responsibility for the Consolidated Ind AS Financial Statements

The Holding Company's Board of Directors is responsible for the preparation of these Consolidated Ind AS financial statements in terms of the requirements of the Companies Act, 2013 ("hereinafter referred to as the Act") that give a true and fair view of the Consolidated financial position, Consolidated financial performance (including other comprehensive income), Consolidated statement of changes in equity and Consolidated cash flows of the Group including its associates and its joint venture in accordance with the accounting principles generally accepted in India, including the Indian Accounting Standards (Ind AS) specified under Section 133 of the Act.

The respective Board of Directors of the companies included in the Group and of its associates and its joint venture are responsible for maintenance of adequate accounting records in accordance with the provisions of the Act for safeguarding the assets of the Group and of its associates and joint ventures and for preventing and detecting frauds and other irregularities; the selection and application of appropriate accounting policies; making judgments and estimates that are reasonable and prudent; and the design, implementation and maintenance of adequate internal financial controls, that were operating effectively for ensuring the accuracy and completeness of the accounting records, relevant to the preparation and presentation of the respective Standalone Ind AS financial statements that give a true and fair view and are free from material misstatement, whether due to fraud or error, which have been used for the purpose of preparation of the Consolidated Ind AS financial statements by the Board of Directors of the Holding Company, as aforesaid.

In preparing the Consolidated Ind AS financial statements, the respective Board of Directors of the companies included in the Group and of its associates and joint venture are responsible for assessing the ability of the Group and of its associates and its joint venture to continue as a going concern, disclosing, as applicable, matters related to going concern and using the going concern basis of accounting unless management either intends to liquidate the Group or to cease operations, or has no realistic alternative but to do so.

Auditors' Responsibility

Our responsibility is to express an opinion on these Consolidated Ind AS financial statements based on our audit. While conducting the audit, we have taken into account the provisions of the Act, the accounting and auditing standards and matters which are required to be included in the audit report under the provisions of the Act and the Rules made thereunder.

We conducted our audit of the Consolidated Ind AS financial statements in accordance with the Standards on Auditing specified under Section 143(10) of the Act. Those standards require that we comply with ethical requirements and plan and perform the audit to obtain reasonable assurance about whether the Consolidated Ind AS financial statements are free from material misstatement.

Independent Auditors' Report (Continued)

An audit involves performing procedures to obtain audit evidence about the amounts and the disclosures in the Consolidated Ind AS financial statements. The procedures selected depend on the auditor's judgment, including the assessment of the risks of material misstatement of the Consolidated Ind AS financial statements, whether due to fraud or error. In making those risk assessments, the auditor considers internal financial control relevant to the Holding Company's preparation of the Consolidated Ind AS financial statements that give a true and fair view in order to design audit procedures that are appropriate in the circumstances. An audit also includes evaluating the appropriateness of the accounting policies used and the reasonableness of the accounting estimates made by the Holding Company's Board of Directors, as well as evaluating the overall presentation of the Consolidated Ind AS financial statements.

We are also responsible to conclude on the appropriateness of management's use of the going concern basis of accounting and, based on the audit evidence obtained, whether a material uncertainty exists related to events or conditions that may cast significant doubt on the ability of Group and of its associates and its joint venture to continue as a going concern. If we conclude that a material uncertainty exists, we are required to draw attention in the auditor's report to the related disclosures in the Consolidated Ind AS financial statements or, if such disclosures are inadequate, to modify our opinion. Our conclusions are based on the audit evidence obtained up to the date of our auditor's report. However, future events or conditions may cause Group and its associates and its joint venture to cease to continue as a going concern.

We believe that the audit evidence obtained by us and the audit evidence obtained by the other auditors in terms of their reports referred to in sub-paragraph (a) of the Other Matters paragraph below, is sufficient and appropriate to provide a basis for our audit opinion on the Consolidated Ind AS financial statements.

Opinion

In our opinion and to the best of our information and according to the explanations given to us and based on the consideration of reports of the other auditors on separate financial statements, as applicable, and on the other financial information of the subsidiaries, associates and joint venture, the aforesaid Consolidated Ind AS financial statements give the information required by the Act in the manner so required and give a true and fair view in conformity with the accounting principles generally accepted in India including the Ind AS, of the Consolidated financial position of the Group, its associates and joint venture as at 31 March 2018, and their Consolidated financial performance (including other comprehensive income), their Consolidated statement of changes in equity and Consolidated cash flows for the year ended on that date.

Emphasis of Matters

We draw attention to Note 37(b) of the Consolidated Ind AS financial statements which describes the following matters:

- (a) In terms of order dated 31 August 2016, the Competition Commission of India ('CCI') has imposed penalty of Rs. 1,175.49 crore for alleged contravention of the provisions of the Competition Act, 2002 by the Holding Company. The Holding Company had filed an appeal against CCI Order before the Competition Appellate Tribunal ('COMPAT'). COMPAT has granted stay on the CCI Order on the condition that the Holding Company deposits 10% of the penalty amounting to Rs. 117.56 crore which has since been deposited. Consequent to reconstitution of Tribunals by the government, this matter was transferred to the National Company Law Appellate Tribunal ("NCLAT"). NCLAT has completed its hearing on the matter and order is awaited. Based on a legal opinion and considering the uncertainty relating to the outcome of this matter, no provision has been considered in the books of accounts.
- (b) In terms of order dated 19 January 2017, the CCI has imposed penalty of Rs. 68.30 crore pursuant to a reference filed by the Government of Haryana for alleged contravention of the provisions of the Competition Act, 2002 in August 2012 by the Holding Company. The Holding Company has filed an appeal before COMPAT and received the stay order dated 10 April 2017. Consequent to reconstitution of Tribunals by the Government, this matter was transferred to the NCLAT. Based on a legal opinion and considering the uncertainty relating to the outcome of this matter, no provision has been considered in the books of accounts.

Our opinion is not modified in respect of the above matters.

Independent Auditors' Report (Continued)

Other Matters

- a. We did not audit the financial statements of thirteen subsidiaries whose financial statements reflect total assets of Rs. 3,375.04 crore and net assets of Rs. 1,022.13 crore as at 31 March 2018, total revenues of Rs. 1,932.22 crore and net cash inflows amounting to Rs. 5.37 crore for the year ended on that date, as considered in the Consolidated Ind AS financial statements. The Consolidated Ind AS financial statements also include the Group's share of net profit of Rs. 0.01 crore for the year ended 31 March 2018, as considered in the Consolidated Ind AS financial statements, in respect of a joint venture, whose financial statements have not been audited by us. These financial statements have been audited by other auditors whose reports have been furnished to us by the Management and our opinion on the Consolidated Ind AS financial statements, in so far as it relates to the amounts and disclosures included in respect of these subsidiaries and joint venture, and our report in terms of sub sections (3) and (11) of Section 143 of the Act, in so far as it relates to the aforesaid subsidiaries and joint venture is based solely on the reports of the other auditors.
- b. We did not audit the financial statements of four subsidiaries, whose financial statements reflect total assets of Rs. 3.56 crore and net assets of Rs. 3.47 crore as at 31 March 2018, total revenues of Rs. NIL and net cash outflows amounting to Rs. 0.02 crore for the year ended on that date, as considered in the Consolidated Ind AS financial statements. The Consolidated Ind AS financial statements also include the Group's share of net loss of Rs. 0.14 crore for the year ended 31 March 2018 as considered in the Consolidated Ind AS financial statements, in respect of two associates whose financial statements have not been audited by us. These financial statements of the aforesaid subsidiaries and associates are unaudited and have been furnished to us by the Management of the Holding company and our opinion on the Consolidated Ind AS financial statements, in so far as it relates to the amounts and disclosures included in respect of these subsidiaries and associates, and our report in terms of sub-sections (3) and (11) of Section 143 of the Act in so far as it relates to the aforesaid subsidiaries and associates is based solely on such unaudited financial statements. In our opinion and according to the information and explanations given to us by the Management of the Holding Company, these financial statements are not material to the Group.
- c. Our opinion above on the Consolidated Ind AS financial statements, and our report on Other Legal and Regulatory Requirements, is not modified in respect of the above matters with respect to our reliance on the work done and the reports of the other auditors and the financial statements certified by the Management.

Report on Other Legal and Regulatory Requirements

1. As required by section 143(3) of the Act, based on our audit and on the consideration of report of the other auditors on separate Ind AS financial statements, and the other financial information of subsidiaries, associates and joint venture as noted in the 'Other Matters' paragraph, we report to the extent applicable, that:
 - (a) We have sought and obtained all the information and explanations which to the best of our knowledge and belief were necessary for the purposes of our audit of the aforesaid Consolidated Ind AS financial statements.
 - (b) In our opinion, proper books of account as required by law relating to preparation of the aforesaid Consolidated Ind AS financial statements have been kept so far as it appears from our examination of those books and the reports of the other auditors.
 - (c) The Consolidated Balance Sheet, the Consolidated Statement of Profit and Loss, the Consolidated Statement of Changes in Equity and Consolidated Cash Flow Statement dealt with by this Report are in agreement with the relevant books of account maintained for the purpose of preparation of the Consolidated Ind AS financial statements.
 - (d) In our opinion, the aforesaid Consolidated Ind AS financial statements comply with the Indian Accounting Standards specified under Section 133 of the Act.

Independent Auditors' Report (Continued)

- (e) On the basis of the written representations received from the directors of the Holding Company as on 31 March 2018 taken on record by the Board of Directors of the Holding Company, and the reports of the statutory auditors of its subsidiaries and joint venture incorporated in India, none of the Directors of the Group companies and its joint venture incorporated in India are disqualified as on 31 March 2018 from being appointed as a director in terms of Section 164(2) of the Act.
- (f) With respect to the adequacy of the internal financial controls over financial reporting of the Holding Company, its subsidiaries, associates and joint venture incorporated in India and the operating effectiveness of such controls, refer to our separate report in the "Annexure".
- (g) With respect to the other matters to be included in the Auditors' Report in accordance with Rule 11 of the Companies (Audit and Auditors) Rules, 2014, in our opinion and to the best of our information and according to the explanations given to us and based on the consideration of reports of the other auditors on separate Ind AS financial statements, as also the other financial information of the subsidiaries, associates and joint venture as noted in the 'Other Matters' paragraph:
 - i) The Consolidated Ind AS financial statements disclose the impact of pending litigations on the Consolidated financial position of the Group – Refer Note 37 (a) to the Consolidated Ind AS financial statements.
 - ii) The Group, its associates and joint venture have made provision, as required under the applicable law or accounting standards, for material foreseeable losses, if any, on derivative contracts – Refer Note 51 to the Consolidated Ind AS financial statements. The Group, its associates and joint venture did not have any other long-term contracts for which there were any material foreseeable losses during the year ended 31 March 2018.
 - iii) There has been no delay in transferring amounts, required to be transferred, to the Investor Education and Protection Fund by the Holding Company, its subsidiaries, associates and joint venture incorporated in India during the year ended 31 March 2018; and
 - iv) The disclosures in the Consolidated Ind AS financial statements regarding holdings as well as dealings in specified bank notes during the period from 8 November 2016 to 30 December 2016 have not been made since they do not pertain to the financial year ended 31 March 2018.

For **B S R & Co. LLP**
Chartered Accountants
Firm's Registration No: 101248W/W-100022

Vijay Mathur
Partner
Membership No: 046476

Mumbai
25 April 2018

For **Khimji Kunverji & Co.**
Chartered Accountants
Firm's Registration No: 105146W

Ketan Vikamsey
Partner
Membership No: 044000

Mumbai
25 April 2018

Annexure to the Independent Auditors' Report of even date on the Consolidated Ind AS financial statements of UltraTech Cement Limited – 31 March 2018

Report on the Internal Financial Controls under Clause (i) of Sub-section 3 of Section 143 of the Act

In conjunction with our audit of the Consolidated Ind AS financial statements of the Holding Company as of and for the year ended 31 March 2018, we have audited the internal financial controls over financial reporting of UltraTech Cement Limited ("hereinafter referred to as "the Holding Company") and its subsidiary companies and a joint venture, which are companies incorporated in India, as of that date.

Management's Responsibility for Internal Financial Controls

The respective Board of Directors of the Holding Company, its subsidiary companies and joint venture which are companies incorporated in India, are responsible for establishing and maintaining internal financial controls based on the internal control over financial reporting criteria established by the Holding Company considering the essential components of internal control stated in the Guidance Note on Audit of Internal Financial Controls Over Financial Reporting issued by the Institute of Chartered Accountants of India (ICAI). These responsibilities include the design, implementation and maintenance of adequate internal financial controls that were operating effectively for ensuring the orderly and efficient conduct of its business, including adherence to the respective company's policies, the safeguarding of its assets, the prevention and detection of frauds and errors, the accuracy and completeness of the accounting records, and the timely preparation of reliable financial information, as required under the Act.

Auditors' Responsibility

Our responsibility is to express an opinion on the Holding Company's internal financial controls over financial reporting based on our audit. We conducted our audit in accordance with the Guidance Note on Audit of Internal Financial Controls Over Financial Reporting (the "Guidance Note") and the Standards on Auditing, issued by ICAI and deemed to be prescribed under section 143(10) of the Act, to the extent applicable to an audit of internal financial controls, both applicable to an audit of Internal Financial Controls and both issued by the ICAI. Those Standards and the Guidance Note require that we comply with ethical requirements and plan and perform the audit to obtain reasonable assurance about whether adequate internal financial controls over financial reporting was established and maintained and if such controls operated effectively in all material respects.

Our audit involves performing procedures to obtain audit evidence about the adequacy of the internal financial controls system over financial reporting and their operating effectiveness. Our audit of internal financial controls over financial reporting included obtaining an understanding of internal financial controls over financial reporting, assessing the risk that a material weakness exists, and testing and evaluating the design and operating effectiveness of internal control based on the assessed risk. The procedures selected depend on the auditor's judgment, including the assessment of the risks of material misstatement of the Consolidated Ind AS financial statements, whether due to fraud or error.

We believe that the audit evidence we have obtained and the audit evidence obtained by the other auditors in terms of their reports referred to in the Other Matters paragraph below, is sufficient and appropriate to provide a basis for our audit opinion on the Holding Company's internal financial controls system over financial reporting.

Meaning of Internal Financial Controls Over Financial Reporting

A company's internal financial control over financial reporting is a process designed to provide reasonable assurance regarding the reliability of financial reporting and the preparation of financial statements for external purposes in accordance with generally accepted accounting principles. A company's internal financial control over financial reporting includes those policies and procedures that:

- (a) pertain to the maintenance of records that, in reasonable detail, accurately and fairly reflect the transactions and dispositions of the assets of the company;

Annexure to the Independent Auditors' Report of even date on the Consolidated Ind AS financial statements of UltraTech Cement Limited – 31 March 2018 (Continued)

- (b) provide reasonable assurance that transactions are recorded as necessary to permit preparation of financial statements in accordance with generally accepted accounting principles, and that receipts and expenditures of the company are being made only in accordance with authorisations of management and directors of the company; and
- (c) provide reasonable assurance regarding prevention or timely detection of unauthorised acquisition, use, or disposition of the company's assets that could have a material effect on the financial statements.

Inherent Limitations of Internal Financial Controls Over Financial Reporting

Because of the inherent limitations of internal financial controls over financial reporting, including the possibility of collusion or improper management override of controls, material misstatements due to error or fraud may occur and not be detected. Also, projections of any evaluation of the internal financial controls over financial reporting to future periods are subject to the risk that the internal financial control over financial reporting may become inadequate because of changes in conditions, or that the degree of compliance with the policies or procedures may deteriorate.

Opinion

In our opinion and to the best of our information and according to the explanations given to us and based on consideration of reporting of the other auditors as mentioned in the other matter paragraph, the Holding Company, its subsidiary companies and a joint venture, which are companies incorporated in India, have in all material respects, an adequate internal financial controls system over financial reporting and such internal financial controls over financial reporting were operating effectively as at 31 March 2018, based on the internal control over financial reporting criteria established by the Holding Company considering the essential components of internal control stated in the Guidance Note on Audit of Internal Financial Controls Over Financial Reporting issued by the ICAI.

Other Matter

Our aforesaid reports under section 143(3)(i) of the Act on the adequacy and operating effectiveness of the internal financial controls over financial reporting in so far as it relates to four subsidiary companies and a joint venture which are companies incorporated in India, is based on the corresponding reports of the auditors of such companies incorporated in India.

For **B S R & Co. LLP**
Chartered Accountants
Firm's Registration No: 101248W/W-100022

Vijay Mathur
Partner
Membership No: 046476

Mumbai
25 April 2018

For **Khimji Kunverji & Co.**
Chartered Accountants
Firm's Registration No: 105146W

Ketan Vikamsey
Partner
Membership No: 044000

Mumbai
25 April 2018

Consolidated Balance Sheet as at March 31, 2018

₹ in Crores

Particulars	Note No.	As at March 31, 2018		As at March 31, 2017
ASSETS				
Non-Current Assets				
Property, Plant and Equipment	2	35,637.59		24,431.55
Capital Work-in-Progress	2	1,510.30		920.85
Goodwill	2	1,036.30		1,085.11
Other Intangible Assets	2	3,041.41		387.09
Intangible Assets under development	2	0.91		0.63
		41,226.51		26,825.23
Investments Accounted using Equity Method	3	10.81		7.44
Financial Assets				
Investments	4	1,486.97		1,272.06
Loans	5	46.10		67.34
Other Financial Assets	6	19.73	1,552.80	74.90
Income Tax Assets (Net)			140.33	104.93
Deferred Tax Assets (Net)	7		9.43	9.79
Other Non-Current Assets	8		2,749.33	531.54
Total Non-Current Assets			45,689.21	28,893.23
Current Assets				
Inventories	9		3,267.59	2,400.64
Financial Assets				
Investments	10	3,949.12		5,411.01
Trade Receivables	11	2,227.96		1,757.09
Cash and Cash Equivalents	12	77.19		58.80
Bank Balances other than Cash and Cash Equivalents	13	141.58		2,189.98
Loans	5	111.02		123.95
Other Financial Assets	6	556.99	7,063.86	352.06
Current Tax Assets (Net)			33.16	29.25
Other Current Assets	14		1,060.45	996.19
Assets held for Disposal (Refer Note 57)			43.40	6.70
Total Current Assets			11,468.46	13,325.67
TOTAL ASSETS			57,157.67	42,218.90
EQUITY AND LIABILITIES				
EQUITY				
Equity Share Capital	15(a)	274.61		274.51
Other Equity	15(b)	26,106.55		24,117.38
Non-Controlling Interest		16.02		9.71
			26,397.18	24,401.60
LIABILITIES				
Non-Current Liabilities				
Financial Liabilities				
Borrowings	16	15,863.47		6,370.84
Trade Payables	22	-		8.70
Other Financial Liabilities	17	28.27	15,891.74	31.16
Provisions	18		340.57	289.51
Deferred Tax Liabilities (Net)	19		3,182.70	2,782.37
Other Non-Current Liabilities	20		6.57	6.11
Total Non-Current Liabilities			19,421.58	9,488.69
Current Liabilities				
Financial Liabilities				
Borrowings	21	2,763.44		1,079.18
Trade Payables	22	2,504.05		1,848.64
Other Financial Liabilities	17	2,411.71	7,679.20	2,277.54
Other Current Liabilities	23		2,903.68	2,392.21
Provisions	18		312.36	168.35
Current Tax Liabilities (Net)			443.67	562.69
Total Current Liabilities			11,338.91	8,328.61
TOTAL EQUITY AND LIABILITIES			57,157.67	42,218.90
Significant Accounting Policies	1			

The accompanying notes form an integral part of the Consolidated Financial Statements.

In terms of our report attached.

For and on behalf of the Board of Directors

For **B S R & Co. LLP**
Chartered Accountants
Firm Registration No: 101248W/W-100022

For **Khimji Kunverji & Co.**
Chartered Accountants
Firm Registration No: 105146W

K. K. MAHESHWARI
Managing Director

S. B. MATHUR
Director

VIJAY MATHUR
Partner
Membership No: 46476
Mumbai: April 25, 2018

KETAN VIKAMSEY
Partner
Membership No: 44000

ATUL DAGA
Whole-time Director and CFO

S. K. CHATTERJEE
Company Secretary

Consolidated Statement of Profit and Loss for the year ended March 31, 2018

₹ in Crores

Particulars	Note No.	Year ended March 31, 2018	Year ended March 31, 2017
REVENUE			
Revenue from Operations (Refer Note 62)	24	32,304.63	28,645.93
Other Income	25	583.72	648.10
TOTAL INCOME (I)		32,888.35	29,294.03
EXPENSES			
Cost of Raw Materials Consumed	26	4,519.95	3,911.82
Purchases of Stock-in-Trade	27	880.03	505.08
Changes in Inventories of Finished Goods, Stock-in-Trade and Work-in-Progress	28	(111.20)	75.69
Employee Benefits Expense	29	1,810.24	1,522.34
Finance Costs	30	1,232.75	640.10
Depreciation and Amortisation Expense	31	1,847.93	1,348.41
Power and Fuel		6,334.07	4,271.98
Freight and Forwarding Expense	32	7,309.99	5,903.10
Excise duty (Refer Note 62)		893.83	3,270.99
Other Expenses	33	4,560.88	3,991.50
		29,278.47	25,441.01
Less: Captive Consumption of Cement		(38.32)	(19.01)
TOTAL EXPENSES (II)		29,240.15	25,422.00
Profit before Exceptional Items and Tax Expense (I) - (II)		3,648.20	3,872.03
Exceptional Items			
Stamp Duty on Acquisition of Assets (Refer Note 40)		(226.28)	-
Impairment of Assets		(74.86)	-
Impairment on loss of control in subsidiary (Refer Note 36)		(45.46)	-
Profit before Tax Expense and share in Profit / (Loss) of Associate and Joint Venture		3,301.60	3,872.03
Share in Profit / (Loss) of Associate and Joint Venture (net of Tax expense)		(0.13)	0.02
Profit before Tax Expense		3,301.47	3,872.05
Tax Expense:			
Current Tax		718.53	816.95
Excess Tax Provision reversed related to prior years		(33.97)	-
Deferred Tax		392.45	341.59
Total Tax Expense		1,077.01	1,158.54
Profit for the Year (III)		2,224.46	2,713.51
Profit / (Loss) attributable to Non-Controlling Interest		2.29	(1.41)
Profit attributable to Owners of the Parent		2,222.17	2,714.92
Other Comprehensive Income			
A (i) Items that will not be reclassified to Profit or Loss - Actuarial Gain / (Loss) on Employee Benefits		37.95	(12.53)
(ii) Income Tax Relating to Items that will not be reclassified to Profit or Loss		(8.45)	(0.04)
B (i) Items that will be reclassified to Profit or Loss - Cash flow Hedge and Foreign Currency Translation Reserve (FCTR)		12.61	42.61
(ii) Income Tax Relating to Items that will be reclassified to Profit or Loss		3.57	-
Other Comprehensive Income for the Year (IV)		45.68	30.04
Other Comprehensive Income attributable to Non-Controlling Interest		-	0.02
Other Comprehensive Income attributable to Owners of the Parent		45.68	30.02
Total Comprehensive Income for the Year (III + IV)		2,270.14	2,743.55
Total comprehensive income attributable to Non-controlling Interest		2.29	(1.39)
Total comprehensive income attributable to Owners of the Parent		2,267.85	2,744.94
Earnings Per Equity Share (Face Value ₹ 10 each)	45		
Basic (in ₹)		80.94	98.92
Diluted (in ₹)		80.92	98.88
Significant Accounting Policies	1		

The accompanying notes form an integral part of the Consolidated Financial Statements.

In terms of our report attached.

For and on behalf of the Board of Directors

For **B S R & Co. LLP**
Chartered Accountants
Firm Registration No: 101248W/W-100022

For **Khimji Kunverji & Co.**
Chartered Accountants
Firm Registration No: 105146W

K. K. MAHESHWARI
Managing Director

S. B. MATHUR
Director

VIJAY MATHUR
Partner
Membership No: 46476

KETAN VIKAMSEY
Partner
Membership No: 44000

ATUL DAGA
Whole-time Director and CFO

S. K. CHATTERJEE
Company Secretary

Mumbai: April 25, 2018

Consolidated Statement of Changes in Equity for the year ended March 31, 2018

₹ in Crores

A. EQUITY SHARE CAPITAL

For the year ended March 31, 2018

Balance as at April 01, 2017	Changes in Equity Share Capital during the year	Balance as at March 31, 2018
274.51	0.10	274.61

For the year ended March 31, 2017

Balance as at April 01, 2016	Changes in Equity Share Capital during the year	Balance as at March 31, 2017
274.43	0.08	274.51

B. OTHER EQUITY

For the year ended March 31, 2018

Attributable to Owners of the Company											Attributable to Non Controlling Interest	Total Other Equity
Particulars	Reserves & Surplus						Effective Portion of Cash Flow Hedges	Exchange differences on translating the financial statements of a foreign operation	Total Other Equity Attributable to Owners of the Company			
	Capital Reserve	Securities Premium Reserve	Deben-ture Re-demption Reserve	General Reserve	Share Option Out-standing Reserve [#]	Retained Earnings						
Balance as at April 01, 2017	142.46	42.55	241.25	18,424.73	20.94	5,100.52	65.12	79.81	24,117.38	9.71	24,127.09	
Profit for the year	-	-	-	-	-	2,222.17	-	-	2,222.17	2.29	2,224.46	
Other Comprehensive Income / (Loss) for the year												
Remeasurement gain / (loss) on defined benefit plan	-	-	-	-	-	29.50 [*]	-	-	29.50	-	29.50	
Effective portion of gains / (loss) on hedging instruments and FCTR	-	-	-	-	-	-	13.62 [@]	2.56	16.18	-	16.18	
Total Comprehensive Income / (Loss) for the year	-	-	-	-	-	2,251.67	13.62	2.56	2,267.85	2.29	2,270.14	
On Account of Business Combination (Refer note 40)	28.26 ^{**}	-	-	-	-	-	-	-	28.26	-	28.26	
Contribution by and Distribution to Owners												
Dividends (includes Dividend Distribution Tax)	-	-	-	-	-	(330.41) ^{##}	-	-	(330.41)	(3.36)	(333.77)	
Transfer to Retained Earnings	-	-	(62.50)	-	-	62.50	-	-	-	-	-	
Transfer from Retained Earnings	-	-	145.42	1,600.00	-	(1,745.42)	-	-	-	-	-	
Employees Stock Options Exercised	-	27.12	-	-	(11.50)	-	-	-	15.62	-	15.62	
Employees Stock Options Granted	-	-	-	-	7.85	-	-	-	7.85	-	7.85	
Total Contribution by and Distribution to Owners	-	27.12	82.92	1,600.00	(3.65)	(2,013.33)	-	-	(306.94)	(3.36)	(310.30)	
Loss of Control in Subsidiary	-	-	-	-	-	-	-	-	-	7.38	7.38	
Balance as at March 31, 2018	170.72	69.67	324.17	20,024.73	17.29	5,338.86	78.74	82.37	26,106.55	16.02	26,122.57	

[#] Net of Deferred Employees Compensation Expenses ₹ 7.05 Crores.

[@] Net of Deferred Tax amounting to ₹ (3.57) Crores

^{*} Net of Tax amounting to ₹ 8.45 Crores

^{**} Net of Deferred Tax amounting to ₹ 11.53 Crores

^{##} Dividend of ₹ 10 per share and including Dividend Distribution Tax of ₹ 55.89 Crores.

Consolidated Statement of Changes in Equity for the year ended March 31, 2017 (Continued)

₹ in Crores

For the year ended March 31, 2017

Particulars	Attributable to Owners of the Company									Attributable to Non Controlling Interest	Total Other Equity
	Capital Reserve	Securities Premium Reserve	Debt-ture Re-demption Reserve	General Reserve	Share Option Outstanding Reserve [#]	Retained Earnings	Effective Portion of Cash Flow Hedges	Exchange differences on translating the financial statements of a foreign operation	Total Other Equity Attributable to Owners of the Company		
Balance as at April 01, 2016	142.46	26.32	337.08	16,424.73	25.20	4,613.35	(0.33)	102.65	21,671.46	15.45	21,686.91
Profit for the year	-	-	-	-	-	2,714.92	-	-	2,714.92	(1.41)	2,713.51
Other Comprehensive Income / (Loss) for the year											
Remeasurement gain / (loss) on defined benefit plan	-	-	-	-	-	(12.59)	-	-	(12.59)	0.02	(12.57)
Effective portion of gains / (loss) on hedging instruments and FCTR	-	-	-	-	-	-	65.45	(22.84)	42.61	-	42.61
Total Comprehensive Income / (Loss) for the year	-	-	-	-	-	2,702.33	65.45	(22.84)	2,744.94	(1.39)	2,743.55
Contribution by and Distribution to Owners											
Dividends (includes Dividend Distribution Tax)	-	-	-	-	-	(310.99) ^{##}	-	-	(310.99)	(4.35)	(315.34)
Transfer to Retained Earnings	-	-	(253.75)	-	-	253.75	-	-	-	-	-
Transfer from Retained Earnings	-	-	157.92	2,000.00	-	(2,157.92)	-	-	-	-	-
Employees Stock Options Exercised	-	16.23	-	-	(9.71)	-	-	-	6.52	-	6.52
Employees Stock Options Granted	-	-	-	-	5.45	-	-	-	5.45	-	5.45
Total Contribution by and distribution to owners	-	16.23	(95.83)	2,000.00	(4.26)	(2,215.16)	-	-	(299.02)	(4.35)	(303.37)
Balance as at March 31, 2017	142.46	42.55	241.25	18,424.73	20.94	5,100.52	65.12	79.81	24,117.38	9.71	24,127.09

[#] Net of Deferred Employees Compensation Expenses ₹ 15.23 Crores.^{##} Dividend of ₹ 9.5 per share and including Dividend Distribution Tax of ₹ 50.28 Crores.

Significant Accounting Policies

Note 1

The accompanying notes form an integral part of the Consolidated Financial Statements.

In terms of our report attached.

For and on behalf of the Board of Directors

For **B S R & Co. LLP**
Chartered Accountants
Firm Registration No: 101248W/W-100022

For **Khimji Kunverji & Co.**
Chartered Accountants
Firm Registration No: 105146W

K. K. MAHESHWARI
Managing Director

S. B. MATHUR
Director

VIJAY MATHUR
Partner
Membership No: 46476

KETAN VIKAMSEY
Partner
Membership No: 44000

ATUL DAGA
Whole-time Director and CFO

S. K. CHATTERJEE
Company Secretary

Mumbai: April 25, 2018

Consolidated Cash Flow Statement for the year ended March 31, 2018

₹ in Crores

Particulars	As at March 31, 2018	As at March 31, 2017
(A) Cash Flow from Operating Activities:		
Profit Before tax	3,301.47	3,872.05
Adjustments for:		
Depreciation and Amortisation	1,847.93	1,348.41
Fair Valuation of Investments	(263.57)	(378.57)
Fair Valuation of VAT Deferment Loan	(3.86)	(17.82)
Share in (Profit) / Loss on equity accounted investment	0.13	(0.02)
Impairment on loss of control in subsidiary	45.46	-
Impairment in Assets	74.86	-
Fair Value movement in Derivative Instruments	(3.07)	15.50
Compensation Expenses under Employees Stock Options Scheme	7.85	5.45
Allowances for credit losses on Advances / debts (net)	22.93	27.30
Bad Debts Written-off	0.06	0.07
Excess Provision written back (net)	(136.88)	(182.02)
Provision for Employee Benefits	(7.99)	15.42
Provision for Mines Restoration	30.53	-
Interest and Dividend Income	(61.26)	(57.91)
Finance Costs	1,232.75	640.10
(Profit) / Loss on Sale / Retirement of Property, Plant and Equipment (net)	5.44	(0.01)
Profit on Sale of Current and Non-Current Investments (net)	(114.81)	(68.33)
Operating Profit before Working Capital Changes	5,977.97	5,219.62
Movements in working capital:		
Increase in Trade payables and other Liabilities	353.29	481.88
Increase / (Decrease) in Provisions	172.50	(12.59)
(Increase) / Decrease in Trade receivables	(461.33)	155.81
(Increase) / Decrease in Inventories	(622.62)	53.94
(Increase) in Financial and Other Assets	(689.50)	(149.91)
Cash generated from Operations	4,730.31	5,748.75
Taxes paid	(842.89)	(743.73)
Net Cash generated from Operating Activities (A)	3,887.42	5,005.02
(B) Cash Flow from Investing Activities:		
Purchase of Property, Plant and Equipment	(2,096.50)	(1,398.13)
Sale of Property, Plant and Equipment	219.90	34.54
Expenditure for Cost of transfer of Assets	(6.16)	(4.20)
Sale of Liquid Investment (net)	13.80	68.16
Purchase of Investments	(3,960.23)	(3,376.88)
Sale of Investments	5,574.22	2,160.29
(Purchase) / Redemption in Bank deposits (having original maturity of more than three months)	(2.33)	2.26
Investment in Associates	(0.83)	0.02
Redemption / (Investment) in Other Bank deposits	2,053.05	(13.20)
Interest Received	62.10	46.83
Net Cash generated from / (used in) Investing Activities (B)	1,857.02	(2,480.31)

Consolidated Cash Flow Statement for the year ended March 31, 2018 (Continued)

₹ in Crores

Particulars	As at March 31, 2018	As at March 31, 2017
(C) Cash Flow from Financing Activities:		
Proceeds from Issue of Share Capital on exercise of ESOS	15.72	6.61
Repayment of Long-Term Borrowings	(6,354.71)	(3,877.64)
Proceeds from Long-Term Borrowings	15,775.12	3,656.28
Repayment of Short-Term Borrowings (net)	(2,940.74)	(1,393.98)
Repayment of Borrowings transferred from JAL and JCCL, pursuant to Scheme of Arrangement	(10,686.55)	-
Interest Paid	(1,205.00)	(614.36)
Dividend Paid (Including Dividend Distribution Tax)	(334.04)	(311.89)
Net Cash used in Financing Activities (C)	(5,730.20)	(2,534.98)
Net Increase / (Decrease) in Cash and Cash Equivalents (A + B + C)	14.24	(10.27)
Cash and Cash Equivalents at the Beginning of the Year	58.80	90.18
Effect of exchange rate on consolidation of Foreign Subsidiaries	4.15	(21.11)
Cash and Cash Equivalents at the end of the Year (Refer Note 12)	77.19	58.80

Notes:

- Cash flow statement has been prepared under the indirect method as set out in Ind AS - 7 specified under Section 133 of the Act.
- Purchase of Property, Plant and Equipment includes movements of capital work-in-progress (including capital advances) during the year.
- The Scheme of arrangement between JAL, JCCL and the Company does not involve any cash outflow and the consideration has been discharged through issue of debentures and preference shares. (Refer Note 40)
- Changes in liabilities arising from financing activities

Particulars	As at March 31, 2017	Cashflows	Non-Cash changes		As at March 31, 2018
			Fair Value Adjustment	Others on account of acquisition (Refer note 40)	
Non-Current Borrowing (including current maturities of Non-Current Borrowing)	7,395.31	(768.59)	(98.94)	10,189.00	16,716.78
Current Borrowing	1,079.18	(3,438.29)	-	5,122.55	2,763.44
	8,474.49	(4,206.88)	(98.94)	15,311.55	19,480.22

Significant Accounting Policies

Note 1

The accompanying notes form an integral part of the Consolidated Financial Statements

In terms of our report attached.

For and on behalf of the Board of Directors

For **B S R & Co. LLP**
Chartered Accountants
Firm Registration No: 101248W/W-100022

For **Khimji Kunverji & Co.**
Chartered Accountants
Firm Registration No: 105146W

K. K. MAHESHWARI
Managing Director

S. B. MATHUR
Director

VIJAY MATHUR
Partner
Membership No: 46476

KETAN VIKAMSEY
Partner
Membership No: 44000

ATUL DAGA
Whole-time Director and CFO

S. K. CHATTERJEE
Company Secretary

Mumbai: April 25, 2018

Notes to Consolidated Financial Statements

NOTE 1(A): Company Overview and Significant Accounting Policies:

Company Overview

UltraTech Cement Limited (the Holding Company) is a Public Limited Company incorporated in India having its registered office at Mumbai, Maharashtra, India. The Holding Company and its subsidiaries are engaged in the manufacturing and selling of Cement and Cement related products. The Holding Company, its subsidiaries, associate and joint venture together referred as "the Company" or "the Group".

Significant Accounting Policies

(a) Statement of Compliance:

These consolidated financial statements (hereinafter referred to as "financial statements" in the consolidated financial statements) are prepared in accordance with the Indian Accounting Standards ("Ind AS") as per the Companies (Indian Accounting Standards) Rules, 2015 notified under Section 133 of Companies Act, 2013 ("the Act"), other relevant provisions of the Act and guidelines issued by the Securities and Exchange Board of India (SEBI), as applicable.

The financial statements are authorized for issue by the Board of Directors of the Company at their meeting held on April 25, 2018.

(b) Basis of Preparation and Presentation:

Basis of Preparation

The financial statements have been prepared on a historical cost basis, except for the following assets and liabilities:

- i) Derivative Financial Instruments measured at fair value
- ii) Certain financial assets and liabilities measured at fair value (refer accounting policy regarding financial instruments)
- iii) Assets held for disposal – measured at the lower of its carrying amount and fair value less costs to sell
- iv) Employee's Defined Benefit Plan as per actuarial valuation and
- v) Assets and liabilities acquired under Business Combination measured at fair value.

Fair value is the price that would be received to sell an asset or paid to transfer a liability in an orderly transaction between market participants at the measurement date under current market conditions, regardless of whether that price is directly observable or estimated using another valuation technique. In determining the fair value of an asset or a liability, the Company takes into account the characteristics of the asset or liability if market participants would take those characteristics into account when pricing the asset or liability at the measurement date.

Functional and Presentation Currency

- i) The financial statements are presented in Indian Rupees, which is the functional currency of the Company and the currency of the primary economic environment in which the Company operates.
- ii) Figures less than ₹ 50,000 have been shown at actual, wherever statutorily required to be disclosed, all other figures have been rounded off to the nearest ₹ in lakhs, unless otherwise stated.

Classification of Assets and Liabilities into Current / Non-Current

The Company has ascertained its operating cycle as twelve months for the purpose of Current / Non-Current classification of its Assets and Liabilities.

Notes to Consolidated Financial Statements (Continued)

For the purpose of Balance Sheet, an asset is classified as current if:

- i) It is expected to be realised, or is intended to be sold or consumed, in the normal operating cycle; or
- ii) It is held primarily for the purpose of trading; or
- iii) It is expected to realise the asset within twelve months after the reporting period; or
- iv) The asset is a cash or cash equivalent unless it is restricted from being exchanged or used to settle a liability for at least twelve months after the reporting period.

All other assets are classified as non-current.

Similarly, a liability is classified as current if:

- i) It is expected to be settled in the normal operating cycle; or
- ii) It is held primarily for the purpose of trading; or
- iii) It is due to be settled within twelve months after the reporting period; or
- iv) The Company does not have an unconditional right to defer the settlement of the liability for at least twelve months after the reporting period. Terms of a liability that could result in its settlement by the issue of equity instruments at the option of the counterparty does not affect this classification.

All other liabilities are classified as non-current.

(c) Property, Plant and Equipment (PPE):

The initial cost of PPE comprises its purchase price, including import duties and non-refundable purchase taxes, and any directly attributable costs of bringing an asset to working condition and location for its intended use, including relevant borrowing costs and any expected costs of decommissioning, less accumulated depreciation and accumulated impairment losses, if any. Expenditure incurred after the PPE have been put into operation, such as repairs and maintenance, are charged to the Statement of Profit and Loss in the period in which the costs are incurred.

If significant parts of an item of PPE have different useful lives, then they are accounted for as separate items (major components) of PPE.

Material items such as spare parts, stand-by equipment and service equipment are classified as PPE when they meet the definition of PPE as specified in Ind AS 16 – Property, Plant and Equipment.

Any gain or loss on disposal of an item of property, plant and equipment is recognised in the Statement of Profit and Loss.

(d) Expenditure during construction period:

Expenditure/ Income during construction period (including financing cost related to borrowed funds for construction or acquisition of qualifying PPE) is included under Capital Work-in-Progress and the same is allocated to the respective PPE on the completion of their construction. Advances given towards acquisition or construction of PPE outstanding at each reporting date are disclosed as Capital Advances under "Other non-current Assets".

(e) Depreciation:

Depreciation is the systematic allocation of the depreciable amount of PPE over its useful life and is provided on a straight-line basis over the useful lives as prescribed in Schedule II to the Act or as per technical assessment. Freehold Land with indefinite life is not depreciated.

Notes to Consolidated Financial Statements (Continued)

Depreciable amount for PPE is the cost of PPE less its estimated residual value. The useful life of PPE is the period over which PPE is expected to be available for use by the Company, or the number of production or similar units expected to be obtained from the asset by the Company.

In case of certain classes of PPE, the Company uses different useful lives than those prescribed in Schedule II to the Act. The useful lives have been assessed based on technical advice, taking into account the nature of the PPE and the estimated usage of the asset on the basis of management's best estimation of obtaining economic benefits from those classes of assets.

Such classes of assets and their estimated useful lives / basis of amortisation are as under:

No.	Nature	Useful life / Basis of amortisation
1	Buildings	3-60 Years
2	Leasehold land	Over the lease agreement
3	Plant & Machinery	8-30 Years
4	Office Equipment	4-7 Years
5	Furniture and Fixtures	7-12 Years
6	Mobile Phones	3 Years
7	Company Vehicles (other than those provided to the employees)	5-12 Years
8	Motor Cars given to the employees as per the Company's Scheme	4-5 Years
9	Servers and Networks	3 Years
10	Stores and Spares in the nature of PPE	10-30 Years
11	Assets individually costing less than or equal to ₹ 10,000	Fully Depreciated in the year of purchase

Depreciation on additions is provided on a pro-rata basis from the month of installation or acquisition and in case of Projects from the date of commencement of commercial production. Depreciation on deductions / disposals is provided on a pro-rata basis up to the month preceding the month of deduction / disposal.

(f) Intangible Assets and Amortisation:

- Internally generated Intangible Assets:**

Expenditure pertaining to research is expensed out as and when incurred. Expenditure incurred on development is capitalised if such expenditure leads to creation of an asset, otherwise such expenditure is charged to the Statement of Profit and Loss.

- Intangible Assets acquired separately:**

Intangible assets with finite useful lives that are acquired separately are carried at cost less accumulated amortisation and accumulated impairment, if any. The Company determines the amortisation period as the period over which the future economic benefits will flow to the Company after taking into account all relevant facts and circumstances. The estimated useful life and amortisation method are reviewed periodically, with the effect of any changes in estimate being accounted for on a prospective basis.

- Class of intangible assets and their estimated useful lives / basis of amortisation are as under:**

No.	Nature	Useful life / Basis of amortisation
1	Jetty Rights	Over the period of the relevant agreement such that the cumulative amortisation is not less than the cumulative rebate availed by the Company.
2	Mining Rights	Over the period of the respective mining agreement.
3	Mining Reserve	On the basis of material extraction (proportion of material extracted per annum to total mining reserve).
4	Software	3 Years

Notes to Consolidated Financial Statements (Continued)

(g) Non-current assets (or disposal groups) classified as held for disposal:

Assets are classified as held for disposal and stated at the lower of carrying amount and fair value less costs to sell.

To classify any Asset as "Asset held for disposal" the asset must be available for immediate sale and its sale must be highly probable. Such assets or group of assets are presented separately in the Balance Sheet, in the line "Assets held for disposal". Once classified as held for disposal, intangible assets and property, plant and equipment are no longer amortised or depreciated.

(h) Impairment of Non-Financial Assets:

At the end of each reporting period, the Company reviews the carrying amounts of non-financial assets to determine whether there is any indication that those assets have suffered an impairment loss. If any such indication exists, the recoverable amount of the asset is estimated in order to determine the extent of the impairment loss (if any). When it is not possible to estimate the recoverable amount of an individual asset, the Company estimates the recoverable amount of the cash-generating unit to which the asset belongs. When a reasonable and consistent basis of allocation can be identified, corporate assets are also allocated to individual cash-generating units, or otherwise they are allocated to the smallest group of cash-generating units for which a reasonable and consistent allocation basis can be identified.

Intangible assets with indefinite useful lives and intangible assets not yet available for use are tested for impairment at least annually, and whenever there is an indication that the asset may be impaired.

Recoverable amount is the higher of fair value less costs of disposal and value in use. In assessing value in use, the estimated future cash flows are discounted to their present value using a pre-tax discount rate that reflects current market assessments of the time value of money and the risks specific to the asset for which the estimates of future cash flows have not been adjusted.

If the recoverable amount of an asset (or cash-generating unit) is estimated to be less than its carrying amount, the carrying amount of the asset (or cash-generating unit) is reduced to its recoverable amount. An impairment loss is recognised immediately in Statement of Profit and Loss, unless the relevant asset is carried at a revalued amount, in which case the impairment loss is treated as a revaluation decrease.

When an impairment loss subsequently reverses, the carrying amount of the asset (or a cash-generating unit) is increased to the revised estimate of its recoverable amount, but so that the increased carrying amount does not exceed the carrying amount that would have been determined had no impairment loss been recognised for the asset (or cash-generating unit) in prior years. A reversal of an impairment loss is recognised immediately in the Statement of Profit and Loss, unless the relevant asset is carried at a revalued amount, in which case the reversal of the impairment loss is treated as a revaluation increase.

(i) Inventories:

Inventories are valued as follows:

- **Raw materials, fuel, stores & spare parts and packing materials:**
Valued at lower of cost and net realisable value (NRV). However, these items are considered to be realisable at cost, if the finished products, in which they will be used, are expected to be sold at or above cost. Cost is determined on weighted average basis which includes expenditure incurred for acquiring inventories like purchase price, import duties, taxes (net of tax credit) and other costs incurred in bringing the inventories to their present location and condition.
- **Work-in- progress (WIP), finished goods, stock-in-trade and trial run inventories:**
Valued at lower of cost and NRV. Cost of Finished goods and WIP includes cost of raw materials, cost of conversion

Notes to Consolidated Financial Statements (Continued)

and other costs incurred in bringing the inventories to their present location and condition. Cost of inventories is computed on weighted average basis.

- **Waste / Scrap:**

Waste / Scrap inventory is valued at NRV.

Net realisable value is the estimated selling price in the ordinary course of business, less the estimated costs of completion and the estimated costs necessary to make the sale.

(j) **Employee Share based payments:**

Equity-settled share-based payments to employees are measured at the fair value of the employee stock options at the grant date.

The fair value determined at the grant date of the equity-settled share-based payments is amortised over the vesting period, based on the Company's estimate of equity instruments that will eventually vest, with a corresponding increase in equity.

At the end of each reporting period, the Company revises its estimate of the number of equity instruments expected to vest. The impact of the revision of the original estimates, if any, is recognised in the Statement of Profit and Loss such that the cumulative expense reflects the revised estimate, with a corresponding adjustment to the equity-settled employee benefits reserve.

(k) **Borrowing Costs:**

General and specific borrowing costs that are attributable to the acquisition, construction or production of a qualifying asset are capitalised as part of the cost of such asset till such time the asset is ready for its intended use and borrowing costs are being incurred. A qualifying asset is an asset that necessarily takes a substantial period of time to get ready for its intended use. All other borrowing costs are recognised as an expense in the period in which they are incurred.

Borrowing cost includes interest expense, amortization of discounts, hedge related cost incurred in connection with foreign currency borrowings, ancillary costs incurred in connection with borrowing of funds and exchange difference arising from foreign currency borrowings to the extent they are regarded as an adjustment to the Interest cost.

Investment income earned on the temporary investment of specific borrowings pending their expenditure on qualifying assets is deducted from the borrowing costs eligible for capitalisation.

(l) **Government Grants:**

Government grants, related to assets, are recognised in the Statement of Profit and Loss on a systematic basis over the periods in which the Company recognises the related costs for which the grants are intended to compensate.

Government grants related to income under State Investment Promotion Scheme linked with VAT / GST payment, are recognised in the Statement of Profit and Loss in the period in which they become receivable.

Government grants are not recognised until there is reasonable assurance that the Company will comply with the conditions attached to them and that the grants will be received.

The benefit of a government loan at a below-market rate of interest is treated as a government grant, measured as the difference between proceeds received and the fair value of the loan based on prevailing market interest rates and is being recognized in the Statement of Profit and Loss.

Notes to Consolidated Financial Statements (Continued)

(m) Provisions, Contingent Liabilities and Contingent Assets:

Provisions are recognised when the Company has a present obligation (legal or constructive) as a result of a past event and it is probable that an outflow of resources, that can be reliably estimated, will be required to settle such an obligation.

If the effect of the time value of money is material, provisions are determined by discounting the expected future cash flows to net present value using an appropriate pre-tax discount rate that reflects current market assessments of the time value of money and, where appropriate, the risks specific to the liability. Unwinding of the discount is recognised in the Statement of Profit and Loss as a finance cost. Provisions are reviewed at each reporting date and are adjusted to reflect the current best estimate.

A present obligation that arises from past events where it is either not probable that an outflow of resources will be required to settle or a reliable estimate of the amount cannot be made, is disclosed as a contingent liability. Contingent liabilities are also disclosed when there is a possible obligation arising from past events, the existence of which will be confirmed only by the occurrence or non-occurrence of one or more uncertain future events not wholly within the control of the Company.

Claims against the Company where the possibility of any outflow of resources in settlement is remote, are not disclosed as contingent liabilities.

Contingent assets are not recognised or disclosed in financial statements since this may result in the recognition of income that may never be realised. However, when the realisation of income is virtually certain, then the related asset is not a contingent asset and is recognised.

(n) Mines Restoration Provision:

An obligation for restoration, rehabilitation and environmental costs arises when environmental disturbance is caused by the development or ongoing extraction from mines. Costs arising from restoration at closure of the mines and other site preparation work are provided for based on their discounted net present value, with a corresponding amount being capitalised at the start of each project. The amount provided for is recognised, as soon as the obligation to incur such costs arises. These costs are charged to the Statement of Profit and Loss over the life of the operation through the depreciation of the asset and the unwinding of the discount on the provision. The cost are reviewed periodically and are adjusted to reflect known developments which may have an impact on the cost or life of operations. The cost of the related asset is adjusted for changes in the provision due to factors such as updated cost estimates, new disturbance and revisions to discount rates. The adjusted cost of the asset is depreciated prospectively over the lives of the assets to which they relate. The unwinding of the discount is shown as a finance cost in the Statement of Profit and Loss.

(o) Revenue Recognition:

Revenue is recognized to the extent that it is probable that the economic benefits will flow to the Company and the amount can be reliably measured.

- Revenue is measured at the fair value of consideration received or receivable taking into account the amount of discounts, volume rebates, outgoing taxes on sales and are recognised when all significant risks and rewards of ownership of the goods sold are transferred.
- Dividend income is accounted for when the right to receive the income is established.
- Difference between the sale price and carrying value of investment is recognised as profit or loss on sale / redemption on investment on trade date of transaction.

Notes to Consolidated Financial Statements (Continued)

(p) Lease:

Leases are classified as finance leases whenever the terms of the lease transfer substantially all the risks and rewards of ownership to the lessee. All other leases are classified as Operating Leases.

Operating Lease: Lease rentals are charged or recognised in the Statement of Profit and Loss on a straight-line basis over the lease term, except where the payment are structured to increase in line with expected general inflation to compensate for the expected inflationary cost increase.

Finance Lease: Assets held under finance lease are recognised as assets of the Company at their fair value at the inception of the lease or, if lower, at the present value of the minimum lease payments. The corresponding liability to the lessor is included in the Balance Sheet as a finance lease obligation. Lease payments are apportioned between finance charges and reduction of the lease obligation so as to achieve a constant rate of interest on the remaining balance of the liability. Finance charges are charged to the Statement of Profit and Loss, unless they are directly attributable to qualifying assets, in which case they are capitalised in accordance with the Company's policy on borrowing costs.

(q) Employee benefits:

Gratuity

The gratuity, a defined benefit plan, payable to the employees is based on the employees' service and last drawn salary at the time of the leaving of the services of the Company and is in accordance with the Rules of the Company for payment of Gratuity. Liability with regards to gratuity plan is determined using the projected unit credit method, with actuarial valuations being carried out by a qualified independent actuary at the end of each annual reporting period. Re-measurement, comprising actuarial gains and losses, the effect of the changes to the asset ceiling (if applicable) and the return on plan assets (excluding net interest), is reflected immediately in the Balance Sheet with a charge or credit recognised in Other Comprehensive Income (OCI) in the period in which they occur. Re-measurement recognised in OCI is reflected immediately in retained earnings and will not be reclassified to Statement of Profit and Loss. Past service cost is recognised in the Statement of Profit and Loss in the period of a plan amendment. Net interest is calculated by applying the discount rate at the beginning of the period to the net defined benefit liability or asset and is recognised in the Statement of Profit and Loss. Defined benefit costs are categorised as follows:

- service cost (including current service cost, past service cost, as well as gains and losses on curtailments and settlements);
- net interest expense or income and
- re-measurement

The present value of the defined benefit plan liability is calculated using a discount rate which is determined by reference to market yields at the end of the reporting period on government bonds.

The defined benefit obligation recognised in the Balance Sheet represents the actual deficit or surplus in the Company's defined benefit plans. Any surplus resulting from this calculation is limited to the present value of any economic benefits available in the form of refunds from the plans or reductions in future contributions to the plans.

A liability for a termination benefit is recognised at the earlier of when the entity can no longer withdraw the offer of the termination benefit and when the entity recognises any related restructuring costs.

Superannuation

Certain employees of group is eligible for participation in defined contribution plans such as superannuation and national pension fund. Contributions towards these funds are recognized as an expense periodically based on the contribution by the group, since group has no further obligation beyond its periodic contribution.

Notes to Consolidated Financial Statements (Continued)

Provident Fund

The eligible employees of the Company are entitled to receive benefits in respect of provident fund, which is a defined benefit plan, for which both the employees and the Company make monthly contributions at a specified percentage of the covered employees' salary. The contributions as specified under the law are made to the approved provident fund which is set up by the Company. The Company is liable for annual contributions and any shortfall in the fund assets based on the government specified minimum rates of return and recognises such contributions and shortfall, if any, as an expense in the year incurred.

Other employee benefits

A liability is recognised for benefits accruing to employees in respect of wages and salaries, annual leave and sick leave in the period the related service is rendered.

Liabilities recognised in respect of short-term employee benefits are measured at the undiscounted amount of the benefits expected to be paid in exchange for the related service.

Liabilities recognised in respect of other long-term employee benefits are measured using the projected unit credit method by a qualified independent actuary at the end of each annual reporting period, at the present value of the estimated future cash outflows expected to be made by the Company in respect of services provided by employees up to the reporting date. Remeasurement gains / losses are recognised in the Statement of Profit and Loss in the period in which they arise.

(r) Income Taxes:

Income Tax expenses comprise current tax and deferred tax charge or credit.

Current Tax is measured on the basis of estimated taxable income for the current accounting period in accordance with the applicable tax rates and the provisions of the Income-Tax Act, 1961 and other applicable tax laws.

Deferred tax is provided, on all temporary differences at the reporting date between the tax bases of assets and liabilities and their carrying amounts for financial reporting purposes. Deferred tax assets and liabilities are measured at the tax rates that are expected to be applied to the temporary differences when they reverse, based on the laws that have been enacted or substantively enacted at the reporting date. Tax relating to items recognised directly in equity or OCI is recognised in equity or OCI and not in the Statement of Profit and Loss. MAT Credits are in the form of unused tax credits that are carried forward by the Company for a specified period of time, hence it is grouped with Deferred Tax Asset. MAT is recognised as an asset only when and to the extent there is convincing evidence that the Company will pay normal income tax during the specified period.

Deferred tax assets and liabilities are offset if there is a legally enforceable right to offset current tax liabilities and assets, and they relate to income taxes levied by the same tax authority, but they intend to settle current tax liabilities and assets on a net basis or their tax assets and liabilities will be realized simultaneously.

A deferred tax asset is recognized to the extent that it is probable that future taxable profits will be available against which the temporary difference can be utilised. Deferred tax assets are reviewed at each reporting date and are reduced to the extent that it is no longer probable.

(s) Earnings Per Share:

Basic Earnings Per Share ("EPS") is computed by dividing the net profit / (loss) after tax for the year attributable to the equity shareholders by the weighted average number of equity shares outstanding during the year.

For the purpose of calculating diluted earnings per share, net profit / (loss) after tax for the year attributable to the equity shareholders and the weighted average number of equity shares outstanding during the year are adjusted for the effects of all dilutive potential equity shares.

Notes to Consolidated Financial Statements (Continued)

(t) Foreign Currency transactions:

Transactions in currencies other than the Company's functional currency (i.e. foreign currencies) are recognised at the rates of exchange prevailing at the dates of the transactions. At the end of each reporting period, monetary items denominated in foreign currencies are translated at the rates prevailing at that date. Non-monetary items carried at fair value that are denominated in foreign currencies are translated at the rates prevailing at the date when the fair value was determined. Non-monetary items that are measured in terms of historical cost in a foreign currency are translated using the exchange rate as at the date of initial transactions.

Exchange differences on monetary items are recognised in the Statement of Profit and Loss account in the period in which they arise except for:

- exchange differences on foreign currency borrowings relating to assets under construction for future productive use, which are included in the cost of those assets when they are regarded as an adjustment to interest costs on those foreign currency borrowings.
- exchange differences relating to qualifying effective cash flow hedges and qualifying net investment hedges in foreign operations which are recognised in OCI.

(u) Foreign operations:

The assets and liabilities of foreign operations including goodwill and fair value adjustments arising on acquisition are translated into INR, the functional currency of the Company, at the exchange rates at the reporting date. The income and expenses of foreign operations are translated into INR at the exchange rates at the dates of the transactions or an average rate if the average rate approximates the actual rate at the date of the transaction. Exchange differences are recognized in OCI and accumulated in equity (as exchange differences on translating the financial statements of a foreign operation), except to the extent that the exchange differences are allocated to NCI.

When a foreign operation is disposed of in its entirety or partially such that control, significant influence or joint control is lost, the cumulative amount of exchange differences related to that foreign operation recognized in OCI is reclassified to Statement of Profit and Loss as part of the gain or loss on disposal. If the Group disposes of part of its interest in a subsidiary but retains control, then the relevant proportion of the cumulative amount is re-allocated to NCI. When the Group disposes of only a part of its interest in an associate or a joint venture while retaining significant influence or joint control, the relevant proportion of the cumulative amount is reclassified to Statement of Profit and Loss.

(v) Financial Instruments:

Financial assets and financial liabilities are recognised when a Company becomes a party to the contractual provisions of the instruments.

Initial Recognition:

Financial assets and financial liabilities are initially measured at fair value. Transaction costs that are directly attributable to the acquisition or issue of financial assets and financial liabilities (other than financial assets and financial liabilities at fair value through profit or loss and ancillary costs related to borrowings) are added to or deducted from the fair value of the financial assets or financial liabilities, as appropriate, on initial recognition. Transaction costs directly attributable to the acquisition of financial assets or financial liabilities at fair value through profit or loss are amortised over the tenor of financial liability.

Classification and Subsequent Measurement: Financial Assets

The Company classifies financial assets as subsequently measured at amortised cost, Fair Value through Other Comprehensive Income ("FVOCI") or Fair Value through Profit or Loss ("FVTPL") on the basis of following:

Notes to Consolidated Financial Statements (Continued)

- the entity's business model for managing the financial assets and
- the contractual cash flow characteristics of the financial asset.

Amortised Cost:

A financial asset shall be classified and measured at amortised cost if both of the following conditions are met:

- the financial asset is held within a business model whose objective is to hold financial assets in order to collect contractual cash flows and
- the contractual terms of the financial asset give rise on specified dates to cash flows that are solely payments of principal and interest on the principal amount outstanding.

In case of financial assets classified and measured at amortised cost, any interest income, foreign exchange gains or losses and impairment are recognised in the Statement of Profit and Loss.

Fair Value through OCI:

A financial asset shall be classified and measured at fair value through OCI if both of the following conditions are met:

- the financial asset is held within a business model whose objective is achieved by both collecting contractual cash flows and selling financial assets and
- the contractual terms of the financial asset give rise on specified dates to cash flows that are solely payments of principal and interest on the principal amount outstanding.

Fair Value through Profit or Loss:

A financial asset shall be classified and measured at fair value through profit or loss unless it is measured at amortised cost or at fair value through OCI.

All recognised financial assets are subsequently measured in their entirety at either amortised cost or fair value, depending on the classification of the financial assets.

For financial assets at FVTPL, net gains or losses, including any interest or dividend income, are recognised in the Statement of Profit and Loss.

Classification and Subsequent Measurement: Financial liabilities

Financial liabilities are classified as either financial liabilities at FVTPL or 'other financial liabilities'.

Financial Liabilities at FVTPL:

Financial liabilities are classified as at FVTPL when the financial liability is held for trading or is a derivative (except for effective hedge) or are designated upon initial recognition as FVTPL.

Gains or Losses, including any interest expense on liabilities held for trading are recognised in the Statement of Profit and Loss.

Other Financial Liabilities:

Other financial liabilities (including borrowings and trade and other payables) are subsequently measured at amortised cost using the effective interest method.

Notes to Consolidated Financial Statements (Continued)

The effective interest rate is the rate that exactly discounts estimated future cash payments (including all fees and points paid or received that form an integral part of the effective interest rate, transaction costs and other premiums or discounts) through the expected life of the financial liability, or (where appropriate) a shorter period, to the amortised cost on initial recognition.

Interest expense (based on the effective interest method), foreign exchange gains and losses, and any gain or loss on derecognition is recognised in the Statement of Profit and Loss.

Impairment of financial assets:

Expected credit losses are recognized for all financial assets subsequent to initial recognition other than financials assets in FVTPL category. For financial assets other than trade receivables, as per Ind AS 109, the Company recognises 12 month expected credit losses for all originated or acquired financial assets if at the reporting date the credit risk of the financial asset has not increased significantly since its initial recognition. The expected credit losses are measured as lifetime expected credit losses if the credit risk on financial asset increases significantly since its initial recognition.

The Company's trade receivables do not contain significant financing component and as per simplified approach, loss allowances on trade receivables are measured using provision matrix at an amount equal to life time expected losses i.e. expected cash shortfall.

The impairment losses and reversals are recognised in Statement of Profit and Loss.

Derecognition of financial assets and financial liabilities:

The Company derecognises a financial asset when the contractual rights to the cash flows from the asset expire, or when it transfers the financial asset and substantially all the risks and rewards of ownership of the asset to another party. If the Company neither transfers nor retains substantially all the risks and rewards of ownership and continues to control the transferred asset, the Company recognises its retained interest in the asset and an associated liability for amounts it may have to pay. If the Company retains substantially all the risks and rewards of ownership of a transferred financial asset, the Company continues to recognise the financial asset and also recognises an associated liability for amounts it has to pay.

On derecognition of a financial asset, the difference between the asset's carrying amount and the sum of the consideration received and receivable and the cumulative gain or loss that had been recognised in OCI and accumulated in equity is recognised in the Statement of Profit and Loss.

The Company de-recognises financial liabilities when and only when, the Company's obligations are discharged, cancelled or have expired. The difference between the carrying amount of the financial liability de-recognised and the consideration paid and payable is recognised in the Statement of Profit and Loss.

(w) Cash and cash equivalents:

Cash and cash equivalents in the Balance Sheet comprise cash at bank and in hand and short-term deposits with banks that are readily convertible into cash which are subject to insignificant risk of changes in value and are held for the purpose of meeting short-term cash commitments.

(x) Financial liabilities and equity instruments:

• Classification as debt or equity

Debt and equity instruments issued by the Company are classified as either financial liabilities or as equity in accordance with the substance of the contractual arrangements and the definitions of a financial liability and an equity instrument.

Notes to Consolidated Financial Statements (Continued)

- **Equity instruments**

An equity instrument is any contract that evidences a residual interest in the assets of an entity after deducting all of its liabilities. Equity instruments issued by a Company are recognised at the proceeds received.

(y) Derivative financial instruments:

The Company enters into derivative financial instruments viz. foreign exchange forward contracts, interest rate swaps and cross currency swaps to manage its exposure to interest rate, foreign exchange rate risks and commodity prices. The Company does not hold derivative financial instruments for speculative purposes.

Derivatives are initially recognised at fair value at the date the derivative contracts are entered into and are subsequently remeasured to their fair value at the end of each reporting period. The resulting gain or loss is recognised in profit or loss immediately excluding derivatives designated as cashflow hedge.

(z) Hedge accounting:

The Company designates certain hedging instruments in respect of foreign currency risk, interest rate risk and commodity price risk as cash flow hedges. At the inception of the hedge relationship, the entity documents the relationship between the hedging instrument and the hedged item, along with its risk management objectives and its strategy for undertaking various hedge transactions. Furthermore, at the inception of the hedge and on an ongoing basis, the Company documents whether the hedging instrument is highly effective in offsetting changes in fair values or cash flows of the hedged item attributable to the hedged risk.

The effective portion of changes in the fair value of the designated portion of derivatives that qualify as cash flow hedges is recognised in OCI and accumulated under equity. The gain or loss relating to the ineffective portion is recognised immediately in profit or loss.

Amounts previously recognised in OCI and accumulated in equity relating to effective portion as described above are reclassified to profit or loss in the periods when the hedged item affects profit or loss, in the same line as the recognised hedged item. However, when the hedged forecast transaction results in the recognition of a non-financial asset or a non-financial liability, such gains and losses are transferred from equity and included in the initial measurement of the cost of the non-financial asset or non-financial liability.

Hedge accounting is discontinued prospectively when the hedging instrument expires or is sold, terminated, or exercised, or when it no longer qualifies for hedge accounting. Any gain or loss recognised in OCI and accumulated in equity at that time remains in equity and is recognised when the forecast transaction is ultimately recognised in profit or loss. When a forecast transaction is no longer expected to occur, the gain or loss accumulated in equity is recognised immediately in profit or loss.

(aa) Segment Reporting: Identification of Segments

An operating segment is a component of the Company that engages in business activities from which it may earn revenues and incur expenses, whose operating results are regularly reviewed by the company's Chief Operating Decision Maker ("CODM") to make decisions for which discrete financial information is available. Based on the management approach as defined in Ind AS 108, the CODM evaluates the Company's performance and allocates resources based on an analysis of various performance indicators by business segments and geographic segments.

(bb) Goodwill:

Goodwill arising out of Consolidation of financial statements of subsidiaries are tested for impairment at each reporting date.

Notes to Consolidated Financial Statements (Continued)

(cc) Business Combination:

The Company applies the acquisition method in accounting for business combinations. The consideration transferred by the Company to obtain control of a business is calculated as the sum of the fair values of assets transferred, liabilities incurred and the equity interests issued by the Company as at the acquisition date i.e. date on which it obtains control of the acquiree which includes the fair value of any asset or liability arising from a contingent consideration arrangement. Acquisition-related costs are recognised in the Statement of Profit and Loss as incurred, except to the extent related to the issue of debt or equity securities.

Identifiable assets acquired and liabilities assumed in a business combination are measured initially at their fair values on acquisition-date.

Intangible Assets acquired in a Business Combination and recognised separately from Goodwill are initially recognised at their fair value at the acquisition date (which is regarded as their cost).

Subsequent to initial recognition, intangible assets acquired in a Business Combination are reported at cost less accumulated amortisation and accumulated impairment losses, on the same basis as intangible assets that are acquired separately.

Goodwill is measured as the excess of the aggregate of the consideration transferred and the amount recognised for non-controlling interests, and any previous interest held, over the net identifiable assets acquired and liabilities assumed. If the fair value of the net assets acquired is in excess of the aggregate consideration transferred, the excess is termed as Bargain Purchase.

In case of a Bargain Purchase, before recognizing a gain in respect thereof, the Company determines whether there exists clear evidence of the underlying reasons for classifying the business combination as a bargain purchase thereafter, the Company reassesses whether it has correctly identified all the assets acquired and liabilities assumed and recognises any additional assets or liabilities that are so identified, any gain thereafter is recognised in OCI and accumulated in equity as Capital Reserve. If there does not exist clear evidence of the underlying reasons for classifying the Business combination as a bargain purchase, the Company recognises the gain, after reassessing and reviewing, directly in equity as Capital Reserve.

Contingent consideration is classified either as equity or financial liability. Amount classified as financial liability are subsequently re-measured to fair value with changes in fair value recognised in Statement of Profit and Loss.

NOTE 1(B): Critical Accounting Judgements and Key Sources of Estimation Uncertainty:

The preparation of the Company's financial statements requires management to make judgements, estimates and assumptions that affect the reported amounts of revenues, expenses, assets and liabilities, and the accompanying disclosures, and the disclosure of contingent liabilities. Uncertainty about these assumptions and estimates could result in outcomes that require a material adjustment to the carrying amount of assets or liabilities affected in future periods.

(a) Critical judgments in applying accounting policies:

In the process of applying the Company's accounting policies, management has made the following judgments, which have the most significant effect on the amounts recognised in the consolidated financial statements.

Classification of Madanpur (North) Coal Company Limited as Investment in an Associate:

A Joint Venture Company (JV) "Madanpur (North) Coal Company Limited" was formed by allocatees of Madanpur North Coal Block. As per Ind AS 111, when all the parties, or a group of parties, considered collectively, are able to

Notes to Consolidated Financial Statements (Continued)

direct the activities that significantly affect the returns of the arrangement (i.e. the relevant activities), the parties control the arrangement collectively. Also, joint control exists only when decisions about the relevant activities require the unanimous consent of all the parties. In terms of the JV agreement between the parties, each JV partner has right to nominate one director on the board of JVC and major decisions shall be taken by a majority of 75% of the directors present. Since there is no unanimous consent required from the parties, in the judgement of the management the Company does not have joint control over the JV. However, considering the Company's representation in the board and the extent of its ability to exercise the influence over the decision over the relevant activities, the JV has been considered as an associate and accounted under the equity method.

Non Classification of Awam Minerals LLC, Oman (AWAM) as an Associate:

During the year, UltraTech Cement Middle East Investments Limited ("UCMEIL"), the Company's wholly-owned subsidiary in UAE, which held 51% equity in AWAM, transferred 14% of its holding in AWAM. Consequent to dilution of its stake and as per terms of the restructuring agreement, UCMEIL ceased to have management control as well as does not have any power to participate in financial and operating policy decision of AWAM. AWAM thus ceased to be a subsidiary as well as an associate of UCMEIL.

(b) Key assumptions:

The key assumptions concerning the future and other key sources of estimation uncertainty at the reporting date, that have a significant risk of causing a material adjustment to the carrying amounts of assets and liabilities within the next financial year, are described below. The Company based its assumptions and estimates on parameters available when the financial statements were prepared. Existing circumstances and assumptions about future developments, however, may change due to market changes or circumstances arising that are beyond the control of the Company. Such changes are reflected in the assumptions when they occur.

i) Useful Lives of Property, Plant & Equipment:

The Company uses its technical expertise along with historical and industry trends for determining the economic life of an asset/component of an asset. The useful lives are reviewed by management periodically and revised, if appropriate. In case of a revision, the unamortised depreciable amount is charged over the remaining useful life of the assets. In case of certain mining rights the amortisation is based on the extracted quantity to the total mineral reserve.

ii) Fair value measurement of financial instruments:

When the fair values of financial assets and financial liabilities recorded in the balance sheet cannot be measured based on quoted prices in active markets, their fair value is measured using valuation techniques including the Discounted Cash Flow model. The inputs to these models are taken from observable markets where possible, but where this is not feasible, a degree of judgement is required in establishing fair values. Judgements include considerations of inputs such as liquidity risk, credit risk and volatility.

iii) Defined benefit plans:

The cost of the defined benefit gratuity plan, provident fund and other post-employment medical benefits and the present value of the gratuity and provident fund obligation are determined using actuarial valuations. An actuarial valuation involves making various assumptions that may differ from actual developments in the future. These include the determination of the discount rate, future salary increases and mortality rates. Due to the complexities involved in the valuation and its long-term nature, a defined benefit obligation is highly sensitive to changes in these assumptions. All assumptions are reviewed at each reporting date.

Notes to Consolidated Financial Statements (Continued)

iv) Mines Restoration Obligation:

In determining the fair value of the Mines Restoration Obligation, assumptions and estimates are made in relation to discount rates, the expected cost of mines restoration and the expected timing of those costs.

v) Share-based payments:

The Company measures the cost of equity-settled transactions with employees using Black-Scholes model to determine the fair value of the liability incurred on the grant date. Estimating fair value for share-based payment transactions requires determination of the most appropriate valuation model, which is dependent on the terms and conditions of the grant.

This estimate also requires determination of the most appropriate inputs to the valuation model including the expected life of the share option, volatility and dividend yield and making assumptions about them.

The assumptions and models used for estimating fair value for share-based payment transactions are disclosed in Note 49.

vi) Business Combination:

(a) Fair Valuation of Intangibles:

The Company has used royalty saved method for value analysis of limestone mining rights. The method estimates the value of future savings in royalty payments over the life of the mine accruing to the Company, by virtue of the transaction instead of obtaining the mining rights via the Government e-auction process.

The resulting post-tax cash flows for each of the years are recognized at their present value using a Weighted Average Cost of Capital ('WACC') relating to the risk of achieving the mine's projected savings.

(b) Fair Valuation of Tangibles:

Freehold land:

Freehold land was valued using the sales comparison method using prevailing rates of similar plots of land, circle rates provided by department of revenue and general market intelligence based on size of land parcel.

Leasehold land:

Leasehold land was valued basis the leasehold interest for the remaining duration of the lease.

Other Assets:

The cost approach has been adopted for fair valuing all the assets except vehicles which have been measured at the old book values less depreciation.

The cost approach includes calculation of replacement cost using price trends applied to historical cost and capitalisation of all the indirect cost, these trends are on the basis of price indices obtained from recognized sources such as the RBI/ OEA or market intelligence. In the case of buildings in cement plants, appropriate weightages have been applied to cement, iron & steel and labour indices to arrive at the escalation factor and depreciating the same for past usage based on estimated total and remaining useful life of the asset.

Notes to Consolidated Financial Statements (Continued)

₹ in Crores

NOTE 2: PROPERTY, PLANT AND EQUIPMENT

Particulars	Gross Block					Depreciation and Amortisation					Net Block	
	As at April 01, 2017	Addition on Acquisition	Other Adjustments*	Additions	Deductions/ Adjustments	As at March 31, 2018	As at April 01, 2017	Other Adjustments*	For the year	Deductions/ Adjustments	As at March 31, 2018	As at March 31, 2018
(A) Tangible Assets[®]												
Land:												
Freehold Land	3,547.98	1,795.74	(0.15)	139.64	54.33	5,428.88	-	-	-	-	-	5,428.88
Leasehold Land	237.24	656.08	(0.03)	42.72	3.45	932.56	21.55	(0.02)	27.69	1.06	48.16	884.40
Buildings	2,766.01	1,388.03	0.01	214.57	22.80	4,345.82	269.44	-	161.73	4.47	426.70	3,919.12
Railway Sidings	444.14	80.64	-	128.30	-	653.08	58.64	-	39.63	-	98.27	554.81
Plant and Equipment:												
Own	19,569.50	7,747.57	1.93	889.79	160.93	28,047.86	2,039.21	0.29	1,445.73	23.92	3,461.31	24,586.55
Given on Lease	143.43	-	-	-	1.05	142.38	28.83	-	8.56	-	37.39	104.99
Office Equipment	114.56	6.25	(0.03)	30.23	1.17	149.84	58.79	(0.02)	26.88	0.71	84.94	64.90
Furniture and Fixtures	71.03	2.19	-	7.29	0.48	80.03	29.84	0.01	13.99	0.63	43.21	36.82
Vehicles	62.79	13.19	(0.06)	20.48	5.73	90.67	18.83	(0.02)	17.39	2.65	33.55	57.12
Total Tangible Assets	26,956.68	11,689.69	1.67	1,473.02	249.94	39,871.12	2,525.13	0.24	1,741.60	33.44	4,233.53	35,637.59
(B) Capital Work-in-Progress												1,510.30
Total Tangible Assets												37,147.89
(C) Intangible Assets												
Software	48.43	0.01	-	4.33	0.01	52.76	32.42	-	9.72	-	42.14	10.62
Mining Rights	164.17	-	-	8.22	10.58	161.81	9.59	-	4.76	1.75	12.60	149.21
Mining Reserve	-	2,715.87	-	-	-	2,715.87	-	-	39.07	-	39.07	2,676.80
Jetty Rights	182.86	-	-	-	-	182.86	18.91	-	7.86	-	26.77	156.09
Power Line Rights	60.85	-	0.19	0.03	0.01	61.06	8.29	0.01	4.08	0.01	12.37	48.69
Total Intangible Assets	456.31	2,715.88	0.19	12.58	10.60	3,174.36	69.21	0.01	65.49	1.76	132.95	3,041.41
(D) Intangible Assets under Development												0.91
Total Intangible Assets												3,042.32
Total Assets [A + B + C + D]	27,412.99	14,405.57	1.86	1,485.60	260.54	43,045.48	2,594.34	0.25	1,807.09	35.20	4,366.48	40,190.21

* On account of foreign currency translation

[®] Net block of Tangible Assets, amounting to ₹ 14,787.09 Crores (March 31, 2017 ₹ 9,576.30 Crores) are pledged as security against the Secured Borrowings.

Particulars	Gross Block					Depreciation and Amortisation					Net Block	
	As at April 01, 2016	Addition on Acquisition	Other Adjustments*	Additions	Deductions/ Adjustments	As at March 31, 2017	As at April 01, 2016	Other Adjustments*	For the year	Deductions/ Adjustments	As at March 31, 2017	As at March 31, 2017
(A) Tangible Assets												
Land:												
Freehold Land	3,438.15	-	(0.27)	110.25	0.15	3,547.98	-	-	-	-	-	3,547.98
Leasehold Land	188.39	-	(0.05)	48.90	-	237.24	12.08	(0.01)	9.48	-	21.55	215.69
Buildings	2,468.67	-	(2.06)	278.79	(20.61)	2,766.01	142.62	(0.29)	119.29	(7.82)	269.44	2,496.57
Railway Sidings	398.63	-	-	50.80	5.29	444.14	26.43	-	32.25	0.04	58.64	385.50
Plant and Equipment:												
Own	18,330.94	-	(30.68)	1,368.22	98.98	19,569.50	1,009.02	(3.94)	1,050.47	16.34	2,039.21	17,530.29
Given on Lease	120.60	-	-	23.93	1.10	143.43	20.52	-	8.31	-	28.83	114.60
Office Equipment	98.60	-	(0.05)	16.57	0.56	114.56	29.94	(0.03)	29.19	0.31	58.79	55.77
Furniture and Fixtures	57.47	-	(0.17)	13.77	0.04	71.03	14.99	(0.11)	14.83	(0.13)	29.84	41.19
Vehicles	45.81	-	(0.30)	23.01	5.73	62.79	10.39	(0.10)	10.92	2.38	18.83	43.96
Total Tangible Assets	25,147.26	-	(33.58)	1,934.24	91.24	26,956.68	1,265.99	(4.48)	1,274.74	11.12	2,525.13	24,431.55
(B) Capital Work-in-Progress												920.85
Total Tangible Assets												25,352.40
(C) Intangible Assets												
Software	38.89	-	-	9.54	-	48.43	17.78	-	14.64	-	32.42	16.01
Mining Rights	126.81	-	-	46.83	9.47	164.17	6.09	-	8.38	4.88	9.59	154.58
Jetty Rights	181.18	-	-	-	(1.67)	182.85	11.05	-	7.86	-	18.91	163.94
Power Line Rights	10.30	-	(1.27)	-	(51.82)	60.85	0.90	(0.16)	4.24	(3.31)	8.29	52.56
Total Intangible Assets	357.18	-	(1.27)	56.37	(44.02)	456.30	35.82	(0.16)	35.12	1.57	69.21	387.09
(D) Intangible Assets under Development												0.63
Total Intangible Assets												387.72
Total Assets [A + B + C + D]	25,504.44	-	(34.85)	1,990.61	47.22	27,412.98	1,301.81	(4.64)	1,309.86	12.69	2,594.34	25,740.12

* On account of foreign currency translation

Notes to Consolidated Financial Statements (Continued)

₹ in Crores

NOTE 2: PROPERTY PLANT AND EQUIPMENT (Continued)

Particulars	Year ended March 31, 2018	Year ended March 31, 2017
(A) Depreciation and Amortisation for the year	1,807.09	1,309.86
Add: Obsolescence (Including impairment of ₹ 27.39 Crores (March 31, 2017 ₹ 20.05 Crores) towards Assets classified as held for disposal) (Refer Note 57)	42.92	39.01
Add: Impairment of Goodwill on Consolidation	-	1.64
Less: Depreciation transferred to Pre-operative Expenses	(2.08)	(2.10)
Depreciation as per Statement of Profit and Loss	1,847.93	1,348.41

- (B) 1. Tangible Assets include assets for which ownership is not in the name of the Company - Gross Block of ₹ 447.86 Crores (March 31, 2017 ₹ 364.29 Crores).
2. Buildings include ₹ 12.13 Crores (March 31, 2017 ₹ 12.13 Crores) being cost of Debentures and Shares in a company entitling the right of exclusive occupancy and use of certain premises.
3. The amount of expenditures recognised in the carrying amount of an item of PPE in the course of its construction:

Particulars	Year ended March 31, 2018	Year ended March 31, 2017
Pre-operative expenses pending allocation:		
Raw Materials Consumed	0.92	1.17
Power and Fuel Consumed	7.32	0.29
Salary, Wages, Bonus, Ex-gratia and Provisions	24.11	15.11
Insurance	1.38	0.11
Depreciation	2.08	2.10
Finance Costs	2.44	8.97
Miscellaneous expenses	13.33	56.69
Total Pre-operative expenses	51.58	84.44
Less: Sale of Products / Other Income	-	(1.87)
Less: Trial Run production transferred to Inventory	(6.60)	(1.79)
Add: Brought forward from Previous Year	101.66	170.97
Less: Capitalised / Charged during the Year	(42.12)	(150.09)
Balance included in Capital Work-in-Progress	104.52	101.66

4. Movement in Goodwill:

Particulars	Year ended March 31, 2018	Year ended March 31, 2017
Opening Balance	1,085.11	1,106.24
Less: Derecognised Goodwill on loss of control in subsidiary	(55.07)	(1.64)
Add: Exchange difference recognised in foreign currency translation reserve	6.26	(19.49)
Closing Balance as per Balance Sheet	1,036.30	1,085.11

Notes to Consolidated Financial Statements (Continued)

₹ in Crores

NOTE 3: INVESTMENTS ACCOUNTED FOR USING EQUITY METHOD

Particulars	As at March 31, 2018		As at March 31, 2017	
	Nos.	Amount	Nos.	Amount
Unquoted:				
Equity Instruments:				
Associates:				
Face value of ₹ 10 each fully paid:				
Madanpur (North) Coal Company (P) Limited	1,152,560	1.15	1,152,560	1.15
Add: Share in Profit / (Loss) of Associate		(0.10)		0.01
Less: Provision for impairment in value of Investment		(0.22)		(0.22)
		0.83		0.94
Aditya Birla Renewables SPV 1 Limited	3,523,520	3.52	-	-
Add: Share in Profit / (Loss) of Associate		(0.04)		-
		3.48		-
		4.31		0.94
Joint Venture:				
Face value of ₹ 10 each fully paid:				
Bhaskarpara Coal Company Limited	8,141,050	8.14	8,141,050	8.14
Add: Share in Profit of Joint Venture		0.01		0.01
Less: Provision for impairment in value of Investment		(1.65)		(1.65)
		6.50		6.50
Aggregate Value of:				
Unquoted Investments		10.81		7.44
Aggregate amount of impairment in value of investment		1.87		1.87

Notes to Consolidated Financial Statements (Continued)

₹ in Crores

NOTE 4: INVESTMENTS

Particulars	As at March 31, 2018		As at March 31, 2017	
	Nos.	Amount	Nos.	Amount
Unquoted				
Investments measured at Fair value through Profit or Loss:				
Equity Instruments:				
Face value of Omani Riyal 1 each fully paid:				
AWAM Minerals LLC	168,035	7.11	-	-
Face value of ₹ 10 each fully paid:				
Aditya Birla Ports Ltd	-	-	50,000	0.05
Raj Mahal Coal Mining Limited	1,000,000	1.00	1,000,000	1.00
Green Infra Wind Power	144,000	0.14	144,000	0.14
NU Power Wind Farm	40,000	0.04	20,000	0.02
		8.29		1.21
Preference Shares:				
4.5% Cumulative Non-Convertible Redeemable Preference Shares of ₹ 100 each fully paid				
Aditya Birla Health Services Limited	2,000,000	15.30	2,000,000	14.10
Units of Debt schemes of Various Mutual Funds		889.25		650.85
		912.84		666.16
Quoted:				
Investments measured at Fair value through Profit or Loss				
Tax Free Bonds		362.74		500.25
Taxable Corporate Bonds		211.39		105.65
		1,486.97		1,272.06
Aggregate Value of:				
Quoted Investments		574.13		605.90
Unquoted Investments		912.84		666.16
		1,486.97		1,272.06
Aggregate Market Value of Quoted Investments		574.13		605.90

NOTE 5: LOANS

Particulars	Non-current		Current	
	As at March 31, 2018	As at March 31, 2017	As at March 31, 2018	As at March 31, 2017
Secured, Considered good:				
Loans against House Property (Secured by way of title deeds)	0.01	0.03	0.01	0.01
Unsecured, Considered good:				
Security Deposits	37.47	57.50	100.20	112.08
Loans to Related Parties	-	-	2.86	2.85
Loans to Employees	8.62	9.81	7.95	9.01
	46.10	67.34	111.02	123.95

Notes to Consolidated Financial Statements (Continued)

₹ in Crores

NOTE 6: OTHER FINANCIAL ASSETS

Particulars	Non-current		Current	
	As at March 31, 2018	As at March 31, 2017	As at March 31, 2018	As at March 31, 2017
Derivative Assets	1.00	58.50	120.52	157.32
Interest Accrued on Deposits and Investments	-	-	18.45	19.29
Fixed Deposits with Bank with maturity greater than twelve months*	18.73	16.40	-	-
Government grants receivable	-	-	410.93	170.05
Others (Includes Insurance Claim and Other Receivables)	-	-	7.09	5.40
	19.73	74.90	556.99	352.06

* Lodged as Security with Government Departments.

NOTE 7: DEFERRED TAX ASSETS (Net)

Particulars	Deferred Tax Assets / (Liabilities) as at March 31, 2018	Deferred Tax Assets / (Liabilities) as at March 31, 2017
Deferred Tax Assets:		
Provision allowed under tax on payment basis	0.09	0.09
Unabsorbed Losses	28.66	29.78
	28.75	29.87
Deferred Tax Liabilities:		
Accumulated Depreciation	(19.32)	(20.08)
	(19.32)	(20.08)
Net Deferred Tax Asset	9.43	9.79

NOTE 8: OTHER NON-CURRENT ASSETS

Particulars	As at March 31, 2018	As at March 31, 2017
Capital Advances	2,134.80	310.66
Less: Allowances for credit losses	(29.18)	(12.06)
	2,105.62	298.60
Balance with Government Authorities	623.46	201.81
Leasehold Land Prepayments	20.25	31.13
	2,749.33	531.54

Notes to Consolidated Financial Statements (Continued)

₹ in Crores

NOTE 9: INVENTORIES (Valued at lower of cost and net realisable value, unless otherwise stated)

Particulars	As at March 31, 2018	As at March 31, 2017
Raw Materials {includes in transit ₹ 17.13 Crores, (March 31, 2017: ₹ 27.61 Crores)}	317.87	281.12
Work-in-progress	613.26	429.86
Finished Goods {includes in transit ₹ 18.07 Crores, (March 31, 2017: ₹ 17.39 Crores)}	304.14	364.31
Stock-in-trade	11.11	-
Stores & Spares {includes in transit ₹ 5.04 Crores, (March 31, 2017: ₹ 7.51 Crores)}	926.65	820.48
Fuel {includes in transit ₹ 381.98 Crores, (March 31, 2017: ₹ 65.06 Crores)}	1,011.71	440.07
Packing Materials {includes in transit ₹ 0.06 Crores, (March 31, 2017: ₹ 1.35 Crores)}	74.24	56.90
Scrap (valued at net realisable value)	8.61	7.90
	3,267.59	2,400.64

The Company follows suitable provisioning norms for writing down the value of Inventories towards slow moving, non-moving and surplus inventory. Provision for the year ₹ Nil Crores (March 31, 2017 ₹ 1.80 Crores).

NOTE 10: CURRENT INVESTMENTS

Particulars	As at March 31, 2018	As at March 31, 2017
Investments measured at Fair value through Profit or Loss		
Quoted:		
Taxable Corporate Bonds	-	109.16
Government Securities	0.41	5.06
Unquoted:		
Units of Debt Schemes of Various Mutual Funds	3,948.71	5,296.79
	3,949.12	5,411.01
Aggregate Book Value of:		
Quoted Investments	0.41	114.22
Unquoted Investments	3,948.71	5,296.79
	3,949.12	5,411.01
Aggregate Market Value of Quoted Investments	0.41	114.22

NOTE 11: TRADE RECEIVABLES

Particulars	As at March 31, 2018	As at March 31, 2017
Secured, Considered good	557.55	520.82
Unsecured, Considered good	1,670.41	1,236.27
Doubtful	41.66	35.85
	2,269.62	1,792.94
Less: Allowances for credit losses	(41.66)	(35.85)
	2,227.96	1,757.09

Notes to Consolidated Financial Statements (Continued)

₹ in Crores

NOTE 12: CASH AND CASH EQUIVALENTS

Particulars	As at March 31, 2018	As at March 31, 2017
Balance with banks (Current Account)	41.73	29.47
Cheques on hand	34.19	28.19
Cash on hand	1.27	1.14
	77.19	58.80

NOTE 13: BANK BALANCES OTHER THAN CASH AND CASH EQUIVALENTS

Particulars	As at March 31, 2018	As at March 31, 2017
Balance with banks ^a	-	2,000.00
Fixed Deposits with Banks* (Maturity more than three months and upto twelve months)	132.78	180.92
Earmarked Balance with Bank for Unpaid Dividends	8.80	9.06
	141.58	2,189.98

^a Earmarked for specific purpose.

* Lodged as security with Government Departments ₹ 0.51 Crores (March 31, 2017 ₹ 0.62 Crores). Earmarked for specific purpose ₹ 126.10 Crores (March 31, 2017 ₹ 157.18 Crores).

NOTE 14: OTHER CURRENT ASSETS

Particulars	As at March 31, 2018	As at March 31, 2017
Security Deposits	1.50	6.94
Advances to related parties	5.54	0.32
Advances to Employees	5.32	3.93
Balance with Government Authorities	474.76	407.12
Advances to suppliers	455.67	468.30
Prepaid Expenses	33.54	34.43
Other Receivables	84.12	75.15
	1,060.45	996.19

Notes to Consolidated Financial Statements (Continued)

₹ in Crores

NOTE 15 (a): EQUITY SHARE CAPITAL

Particulars	As at March 31, 2018		As at March 31, 2017	
	No. of Shares	Amount	No. of Shares	Amount
Authorised				
Equity Shares of ₹ 10 each	280,000,000	280.00	280,000,000	280.00
Issued, Subscribed and Fully Paid-up				
Equity Shares of ₹ 10 each fully paid-up	274,613,985	274.61	274,507,906	274.51
(a) Reconciliation of the Shares Outstanding at the beginning and at the end of the year				
Outstanding at the beginning of the year	274,507,906	274.51	274,431,377	274.43
Add: Shares issued under Employees Stock Options Scheme (ESOS)	106,079	0.10	76,529	0.08
Outstanding at the end of the year	274,613,985	274.61	274,507,906	274.51
(b) Shares held by Holding Company				
Grasim Industries Limited	165,335,150	165.34	165,335,150	165.34
	No. of Shares	% Holding	No. of Shares	% Holding
(c) List of shareholders holding more than 5% of Paid-up Equity Share Capital				
Grasim Industries Limited	165,335,150	60.21%	165,335,150	60.23%
	No. of Shares	Amount	No. of Shares	Amount
(d) Equity Shares of ₹ 10 each reserved for issue under ESOS	144,499	0.14	251,577	0.25
(e) Aggregate number of Shares issued for consideration other than cash during the period of five years immediately preceding the reporting date				
Equity Shares of ₹ 10 each issued in the financial year 2014-2015 as fully paid up to the shareholders of JCCL, pursuant to the Scheme of Arrangement	141,643	0.14	141,643	0.14

- (f) The Company has only one class of Equity Shares having a par value of ₹ 10 per share. Each shareholder is eligible for one vote per share held except for Global Depository Receipts. The dividend proposed by the Board of Directors is subject to the approval of the shareholders in the ensuing Annual General Meeting, except in case of interim dividend. In the event of liquidation, the equity shareholders are eligible to receive the remaining assets of the Company after distribution of all preferential amounts, in proportion to their shareholding.
- (g) 149,533,484 Equity Shares of ₹ 10 each issued as fully paid up, for a consideration other than cash, to the shareholders of erstwhile Samruddhi Cement Limited (SCL), pursuant to the Scheme of Amalgamation of SCL with the Company {Excluding issue of 8,503 Equity Shares kept in abeyance against shares of Grasim Industries Limited}.

Notes to Consolidated Financial Statements (Continued)

₹ in Crores

NOTE 15 (b): OTHER EQUITY

Particulars	As at March 31, 2018	As at March 31, 2017
Capital Reserve	170.72	142.46
Securities Premium Reserve	69.67	42.55
Debenture Redemption Reserve	324.17	241.25
General Reserve	20,024.73	18,424.73
Share Option Outstanding Reserve	17.29	20.94
Retained Earnings	5,338.86	5,100.52
Effective Portion of Cash Flow Hedges	78.74	65.12
Exchange differences on translating the financial statements of a foreign operation	82.37	79.81
Total Other Equity	26,106.55	24,117.38

The Description of the nature and purpose of each reserve within equity is as follows:

- (a) **Capital Reserve:** Company's capital reserve is mainly on account of acquisition of cement business of Larsen & Toubro Ltd., Gujarat Units of Jaypee Cement Corporation Ltd (JCCL) and cement capacities of 21.2 MTPA of Jaiprakash Associates Ltd (JAL) and JCCL.
- (b) **Securities Premium Reserve:** Securities premium reserve is credited when shares are issued at premium. It is utilised in accordance with the provisions of the Act, to issue bonus shares, to provide for premium on redemption of shares or debentures, equity related expenses like underwriting costs, etc.
- (c) **Debenture Redemption Reserve (DRR):** The Company has issued redeemable non-convertible debentures. Accordingly, the Companies (Share capital and Debentures) Rules, 2014 (as amended), requires the company to create DRR out of profits of the company available for payment of dividend. DRR is required to be created for an amount which is equal to 25% of the value of debentures issued.
- (d) **General reserve:** The Company has transferred a portion of the net profit of the Company before declaring dividend to general reserve pursuant to the earlier provision of Companies Act, 1956. Mandatory transfer to general reserve is not required under the Act.
- (e) **Shares Options Outstanding Reserve:** The Company has two share option schemes under which options to subscribe for the Company's shares have been granted to certain executives and senior employees. The share-based payment reserve is used to recognise the value of equity-settled share-based payments provided to employees, including key management personnel, as part of their remuneration. Refer to Note 49 for further details of these plans.
- (f) **Effective Portion of Cashflow Hedges:** The Company has designated its hedging instruments obtained after April 01, 2015 as cash flow hedges and any effective portion of cashflow hedge is maintained in the said reserve. In case the hedging becomes ineffective, the amount is recognised to the Statement of Profit and Loss.
- (g) **Exchange differences on translating the financial statements of a foreign operation:** Exchange variation in Opening Equity Share Capital and Reserves and Surplus of UltraTech Cement Lanka (Pvt.) Ltd, UltraTech Cement Middle East Investments Ltd, PT UltraTech Mining Indonesia and PT UltraTech Investment Indonesia is accounted under this reserve.

Notes to Consolidated Financial Statements (Continued)

₹ in Crores

NOTE 16: NON-CURRENT BORROWINGS

Particulars	Non-Current		Current Maturities of Long-Term debts*	
	As at March 31, 2018	As at March 31, 2017	As at March 31, 2018	As at March 31, 2017
Secured:				
Non-Convertible Debentures - Note (a1)	1,525.00	1,925.00	400.00	250.00
Term Loans from Banks:				
In Foreign Currency - Note (b1)	325.88	259.40	260.70	162.12
In Local Currency - Note (c)	10,489.00	300.00	-	100.00
	10,814.88	559.40	260.70	262.12
	12,339.88	2,484.40	660.70	512.12
Unsecured:				
Non-Convertible Debentures - Note (a2)	650.00	650.00	-	-
Term Loans from Banks:				
In Foreign Currency - Note (b2)	2,613.58	2,958.18	162.94	486.38
Sales Tax Deferment Loan - Note (d)	260.01	278.26	29.67	25.97
	3,523.59	3,886.44	192.61	512.35
Total	15,863.47	6,370.84	853.31	1,024.47

* Amount disclosed under the head 'Other Financial Liabilities' (Note 17).

(a1) Non-Convertible Debentures (NCDs) – Secured:

Particulars	As at March 31, 2018	As at March 31, 2017
7.53% NCDs (Redeemable at par on August 21, 2026)	500.00	500.00
7.15% NCDs (Redeemable at par on October 18, 2021)	300.00	300.00
7.57% NCDs (Redeemable at par on August 06, 2021)	250.00	250.00
7.57% NCDs (Redeemable at par on August 13, 2019)	300.00	300.00
7.57% NCDs (Redeemable at par on August 08, 2019)	175.00	175.00
7.85% NCDs (Redeemable at par on December 18, 2018)	200.00	200.00
7.84% NCDs (Redeemable at par on April 09, 2018)	200.00	200.00
9.15% NCDs (Redeemed at par on August 28, 2017)	-	250.00
	1,925.00	2,175.00
Less: Current Portion of NCDs shown under Other Current Liabilities	(400.00)	(250.00)
Total	1,525.00	1,925.00

The NCDs are secured by way of first charge, having pari passu rights, on the Company's fixed assets (save and except stocks and book debts), both present and future, situated at certain locations, in favour of Debenture Trustees.

(a2) Non-Convertible Debentures (NCDs) – Unsecured:

Particulars	As at March 31, 2018	As at March 31, 2017
6.93% NCDs (Redeemable at par on November 25, 2021)	250.00	250.00
6.99% NCDs (Redeemable at par on November 24, 2021)	400.00	400.00
Total	650.00	650.00

Notes to Consolidated Financial Statements (Continued)

₹ in Crores

NOTE 16: NON-CURRENT BORROWINGS (Continued)

(b1) Term Loans from Banks in Foreign Currency – Secured:

Particulars	Repayment Schedule	As at March 31, 2018	As at March 31, 2017
J P Morgan Chase Bank N.A., Singapore [Ⓐ] (US Dollar: 1.00 Crores; March 31, 2017: Nil Crores)	March 2023	65.18	-
J P Morgan Chase Bank N.A., Singapore [Ⓐ] (US Dollar: 2.00 Crores; March 31, 2017: Nil Crores)	February 2023	130.35	-
J P Morgan Chase Bank N.A., Singapore [Ⓐ] (US Dollar: 2.00 Crores; March 31, 2017: Nil Crores)	February 2023	130.35	-
HSBC Bank (Mauritius) Ltd., Mauritius (US Dollar: 4.00 Crores; March 31, 2017: 4.00 Crores)	February 2019	260.70	259.40
Sumitomo Mitsui Banking Corporation, Singapore (US Dollar: Nil Crores; March 31, 2017: 2.50 Crores)	Fully repaid on November 17, 2017	-	162.12
		586.58	421.52
Less: Current Portion of Foreign Currency Loans shown under Other Current Liabilities		(260.70)	(162.12)
Total		325.88	259.40

The above mentioned loans are secured / being secured by way of first charge, having pari passu rights, on the Company's fixed assets, both present and future, situated at certain locations, in favour of Company's lenders / trustees.

Ⓐ The Company is in the process of creating security against these loans.

(b2) Term Loans from Banks in Foreign Currency – Unsecured:

Particulars	Repayment Schedule	As at March 31, 2018	As at March 31, 2017
Export Development, Canada (US Dollar: 4.64 Crores; March 31, 2017: 4.64 Crores)	June 2021	302.60	301.09
Export Development, Canada (US Dollar: 5.00 Crores; March 31, 2017: 5.00 Crores)	May 2021	325.87	324.25
Bank of America N.A., Taiwan (US Dollar: 2.50 Crores; March 31, 2017: 5.00 Crores)	3 equal annual installments beginning October 2016	162.94	324.25
Mizuho Bank Ltd, Singapore* (US Dollar: Nil Crores; March 31, 2017: 5.00 Crores)	Fully repaid on December 22, 2017	-	324.25
Standard Chartered Bank (US Dollar: 19.50 Crores; March 31, 2017: 21.50 Crores)	July 2020	1,269.17	1,392.92
Export Development Canada (USD Dollars: 11.00 Crores; March 31, 2017: 12.00 Crores)	Starting June 2020	715.94	777.80
		2,776.52	3,444.56
Less: Current Portion of Foreign Currency Loans shown under Other Current Liabilities		(162.94)	(486.38)
Total		2,613.58	2,958.18

Notes to Consolidated Financial Statements (Continued)

₹ in Crores

NOTE 16: NON-CURRENT BORROWINGS (Continued)

(c) Term Loans from Banks in Local Currency - Secured:

Particulars	Repayment Schedule	As at March 31, 2018	As at March 31, 2017
Axis Bank Ltd	80 quarterly installment beginning December 2022*	2,664.71	-
ICICI Bank Ltd	80 quarterly installment beginning December 2022*	2,000.00	-
HDFC Bank Ltd	80 quarterly installment beginning September 2022*	3,317.92	-
Axis Bank Ltd	80 quarterly installment beginning September 2022*	592.37	-
ICICI Bank Ltd	80 quarterly installment beginning September 2022*	1,614.00	-
State Bank of India	4 installments beginning: May 2022 (25%), November 2022 (25%) May 2023 (25%) and November 2023 (25%)	300.00	300.00
HDFC Bank Ltd	Fully repaid in December 2017	-	100.00
		10,489.00	400.00
Less: Current Portion of Term Loans shown under Other Current Liabilities		-	(100.00)
Total		10,489.00	300.00

* 21st to 40th quarter: 1% per quarter; 41st to 60th quarter: 1.50% per quarter; 61st to 80th quarter: 2.50% per quarter;

The above mentioned loans are secured / being secured by way of first charge, having pari passu rights, on the Company's fixed assets, both present and future, situated at certain locations, in favour of Company's lenders / trustees.

(d) Sales Tax Deferment Loan – Unsecured:

Particulars	Repayment Schedule	As at March 31, 2018	As at March 31, 2017
Department of Industries and Commerce, Haryana	Varied Annual Payments from January 2017 to March 2022	64.26	56.12
Commercial Tax Department, Hyderabad	Varied Annual payments from October 2012 to October 2026	221.29	243.98
Commercial Tax Department, Chhattisgarh	Payable in FY 2019	4.13	4.13
		289.68	304.23
Less: Current Portion of Sales tax deferment loan shown under Other Current Liabilities		(29.67)	(25.97)
Total		260.01	278.26

Notes to Consolidated Financial Statements (Continued)

₹ in Crores

NOTE 17: OTHER FINANCIAL LIABILITIES

Particulars	Non-current		Current	
	As at March 31, 2018	As at March 31, 2017	As at March 31, 2018	As at March 31, 2017
Current maturities of long-term debts	-	-	853.31	1,024.47
Interest Accrued but not due on Borrowings	-	-	166.93	144.04
Derivative Liability	28.27	31.15	-	-
Liability for Capital Goods	-	0.01	244.89	137.00
Security Deposit	-	-	958.74	796.53
Other Payables	-	-	178.93	166.37
Investor Education and Protection Fund, will be credited with following amounts (as and when due)				
Unpaid Dividends	-	-	8.81	9.08
Due to related party	-	-	0.10	0.05
	28.27	31.16	2,411.71	2,277.54

NOTE 18: PROVISIONS

Particulars	Non-current		Current	
	As at March 31, 2018	As at March 31, 2017	As at March 31, 2018	As at March 31, 2017
Provisions for Employee Benefits:				
For Employee Benefits	210.98	197.75	41.55	34.38
Others:				
For Mines Restoration Expenditure	129.59	91.76	-	-
For Cost of transfer of Assets	-	-	270.81	133.97
	340.57	289.51	312.36	168.35

Note 18.1 - Movement of provisions during the year as required by Ind AS - 37 "Provisions, Contingent Liabilities and Contingent Asset" specified under Section 133 of the Companies Act, 2013:

(a) Mines Restoration Expenditure (To be settled at Mines Closure):

Particulars	As at March 31, 2018	As at March 31, 2017
Opening Balance	91.76	83.87
Add: Provision during the year	30.53	-
Add: Unwinding of discount on Mine Restoration Provision	7.30	7.89
Closing Balance	129.59	91.76

(b) Provision for Cost of Transfer of Assets (to be settled on transfer of assets title):

Particulars	As at March 31, 2018	As at March 31, 2017
Opening Balance	133.97	138.17
Add: Provision during the year	226.28	-
Less: Utilisation during the year	(89.44)	(4.20)
Closing Balance	270.81	133.97

Notes to Consolidated Financial Statements (Continued)

₹ in Crores

NOTE 19: DEFERRED TAX LIABILITIES (NET)

Particulars	As at March 31, 2018	As at March 31, 2017	Recognised in Statement of Profit and Loss	Recognised in OCI	Recognised directly in Other Equity
Deferred Tax Assets:					
MAT Credit Entitlement	(1,168.40)	(838.12)	(330.28)	-	
Provision allowed under tax on payment basis	(167.00)	(159.01)	(7.99)	-	-
Others	(103.01)	(103.51)	4.07	(3.57)	-
Unabsorbed depreciation / losses	-	(56.45)	56.45	-	-
	(1,438.41)	(1,157.09)	(277.75)	(3.57)	-
Deferred Tax Liabilities:					
Tangible and Intangible Assets	4,487.87	3,785.39	690.95	-	11.53
Fair valuation of Investments	117.05	144.07	(27.02)	-	-
Others	16.19	10.00	6.19	-	-
	4,621.11	3,939.46	670.12	-	11.53
Net Deferred Tax Liability	3,182.70	2,782.37	392.37	(3.57)	11.53

In respect of Deferred taxes, all items are attributable to origination and reversal of temporary differences.

Deferred tax benefits are generally recognised for all deductible temporary differences to the extent it is probable that taxable profits will be available against which, those deductible temporary differences can be realised.

NOTE 20: OTHER NON-CURRENT LIABILITIES

Particulars	As at March 31, 2018	As at March 31, 2017
Deferred Income on Government Grants	4.50	4.67
Others	2.07	1.44
Total	6.57	6.11

NOTE 21: CURRENT BORROWINGS

Particulars	As at March 31, 2018	As at March 31, 2017
Secured:		
Loans repayable on demand:		
From Banks - Cash Credits / Working Capital Borrowings (Secured by Hypothecation of Stocks and Book Debts of the Company)	56.57	61.37
Unsecured:		
Redeemable preference shares issued on Business Combination (Refer Note 40)	1,000.10	-
Loans repayable on demand: From Banks - Cash Credits / Working Capital Borrowings	694.86	36.80
Others		
From Banks (includes commercial paper)	515.86	981.01
From Others (commercial paper)	496.05	-
	2,706.87	1,017.81
	2,763.44	1,079.18

Notes to Consolidated Financial Statements (Continued)

₹ in Crores

NOTE 22: TRADE PAYABLES

Particulars	Non-Current		Current	
	As at March 31, 2018	As at March 31, 2017	As at March 31, 2018	As at March 31, 2017
Trade Payables (other than Micro and Small Enterprises)	-	8.70	2,494.06	1,845.77
Due to Micro and Small Enterprises (To the extent identified with available information) (Refer Note 59)	-	-	9.73	2.87
Due to Related Party	-	-	0.26	-
	-	8.70	2,504.05	1,848.64

NOTE 23: OTHER CURRENT LIABILITIES

Particulars	As at March 31, 2018	As at March 31, 2017
Security and other Deposits	266.34	175.39
Advance from Customers and Others	302.46	196.48
Deferred Revenue	0.17	0.17
Others (including Provision for Expenses, Statutory liabilities)	2,334.71	2,020.17
	2,903.68	2,392.21

NOTE 24: REVENUE FROM OPERATIONS (Refer Note 62)

Particulars	Year ended March 31, 2018	Year ended March 31, 2017
SALE OF PRODUCTS AND SERVICES		
Sale of Manufactured Products	30,846.43	27,839.69
Sale of Traded Products	1,004.48	477.28
Sale of Services	16.28	45.64
	31,867.19	28,362.61
OTHER OPERATING REVENUES		
Scrap Sales	58.76	53.71
Lease Rent	0.06	0.32
Insurance Claim	20.01	14.39
Provision no longer required	9.23	6.99
Unclaimed Liabilities written back	23.23	37.26
Government Grants (Refer Note 56)	304.41	141.19
Miscellaneous Income / Receipts	21.74	29.46
	437.44	283.32
	32,304.63	28,645.93

Notes to Consolidated Financial Statements (Continued)

₹ in Crores

NOTE 25: OTHER INCOME

Particulars	Year ended March 31, 2018	Year ended March 31, 2017
Interest Income on		
Government and Other Securities	34.80	22.88
Bank and Other Accounts	26.46	35.03
	61.26	57.91
Exchange Gain (net)	30.25	0.06
Profit on Sale of Fixed Assets (net)	-	0.01
Fair Value movement in Derivative Instruments	3.07	-
Gain on Fair valuation of Investments through Profit or loss	263.57	378.57
Profit on Sale of Current and Non-Current Investments (net)	114.81	68.33
Reversal of Provision related to earlier years [Refer Note 63]	104.42	137.77
Others	6.34	5.45
	583.72	648.10

NOTE 26: COST OF RAW MATERIALS CONSUMED

Particulars	Year ended March 31, 2018	Year ended March 31, 2017
Opening Stock	281.12	335.14
Add: Exchange rate fluctuation on account of average rate transferred to currency translation reserve	(0.40)	0.55
Add: Stock transferred from JAL and JCCL, pursuant to Scheme of Arrangement	8.72	-
Purchases	4,548.03	3,859.12
	4,837.47	4,194.81
Less: Exchange rate fluctuation on account of average rate transferred to currency translation reserve	(0.35)	1.87
Less: Closing Stock	317.87	281.12
	4,519.95	3,911.82

NOTE 27: PURCHASES OF STOCK-IN-TRADE

Particulars	Year ended March 31, 2018	Year ended March 31, 2017
Grey Cement	434.16	90.30
Others (Branded Channel)	445.87	414.78
	880.03	505.08

Notes to Consolidated Financial Statements (Continued)

₹ in Crores

NOTE 28: CHANGES IN INVENTORIES OF FINISHED GOODS, WORK-IN-PROGRESS AND STOCK-IN-TRADE

Particulars	Year ended March 31, 2018	Year ended March 31, 2017
Closing Inventories		
Work-in-progress	613.26	429.86
Finished Goods	294.21	360.36
Stock in Trade	11.11	-
Add / (Less): Exchange rate fluctuation on account of average rate transferred to currency translation reserve	(0.24)	1.59
	918.34	791.81
Opening Inventories		
Work-in-progress	429.86	508.89
Finished Goods	360.36	356.32
Less: Effect of Loss of Control in Subsidiary	(2.49)	-
Add / (Less): Exchange rate fluctuation on account of average rate transferred to currency translation reserve	(0.28)	0.50
	787.45	865.71
(Increase) / Decrease in Inventories	(130.89)	73.90
Add: Stock transferred from JAL and JCCL, pursuant to Scheme of Arrangement	66.79	-
Add: Reversal in Excise Duty on Inventories	(53.70)	-
Add: Stock Transfer from Pre-Operative Account	6.60	1.79
	(111.20)	75.69

NOTE 29: EMPLOYEE BENEFITS EXPENSE

Particulars	Year ended March 31, 2018	Year ended March 31, 2017
Salaries, Wages and Bonus	1,622.12	1,354.25
Contribution to Provident and Other Funds	102.24	86.43
Expenses on Employees Stock Options Scheme	7.85	5.45
Staff Welfare Expenses	78.03	76.21
	1,810.24	1,522.34

NOTE 30: FINANCE COSTS

Particulars	Year ended March 31, 2018	Year ended March 31, 2017
Interest Expense:		
On Borrowings (at amortised cost)	1,147.42	525.90
Others (including interest on deposits from dealers and contractors)	74.48	100.02
	1,221.90	625.92
Unwinding of discount on Mine Restoration Provision	7.30	6.95
Other Borrowing Cost (Finance Charges)	5.99	16.20
Less: Finance Costs Capitalised	(2.44)	(8.97)
	1,232.75	640.10

Borrowing costs are capitalised using rates based on specific borrowings ranging between 7.50% to 9.15% per annum.

Notes to Consolidated Financial Statements (Continued)

₹ in Crores

NOTE 31: DEPRECIATION AND AMORTISATION EXPENSE

Particulars	Year ended March 31, 2018	Year ended March 31, 2017
Depreciation	1,739.52	1,277.63
Amortisation	65.49	31.77
Obsolescence	42.92	39.01
	1,847.93	1,348.41

NOTE 32: FREIGHT AND FORWARDING EXPENSE

Particulars	Year ended March 31, 2018	Year ended March 31, 2017
On Finished Products	6,060.64	4,972.82
On Clinker Transfer	1,249.35	930.28
	7,309.99	5,903.10

NOTE 33: OTHER EXPENSES

Particulars	Year ended March 31, 2018	Year ended March 31, 2017
Consumption of Stores, Spare Parts and Components	726.09	646.76
Consumption of Packing Materials	962.47	791.83
Repairs to Plant and Machinery, Building and Others	639.29	571.70
Insurance	68.65	58.53
Rent (including Lease Rent) (Refer Note 58)	158.74	148.58
Rates and Taxes	161.65	156.88
Directors' Fees	0.32	0.43
Directors' Commission	21.25	25.00
Contribution to General Electoral Trust	3.00	13.00
Advertisement	245.72	184.33
Sales Promotion and Other Selling Expenses	803.42	694.06
Exchange Loss (net)	3.67	1.42
Fair Value movement in Derivative Instruments	-	15.50
Miscellaneous Expenses	766.61	683.48
	4,560.88	3,991.50

Notes to Consolidated Financial Statements (Continued)

NOTE 34 - PRINCIPLES OF CONSOLIDATION:

These Consolidated Financial Statements (CFS) are prepared on the following basis in accordance with Ind AS on "Consolidated Financial Statements" (Ind AS – 110), "Investments in Associates and Joint Ventures" (Ind AS – 28) and "Disclosure of interest in other entities" (Ind AS – 112), specified under Section 133 of the Companies Act, 2013.

i) **Subsidiaries**

Subsidiaries are entities controlled by the Group. The Group controls an entity when it is exposed to, or has rights to, variable returns from its involvement with the entity and has the ability to affect those returns through its power over the entity. The financial statements of subsidiaries are included in the consolidated financial statements from the date on which controls commences until the date on which control ceases.

ii) **Non-controlling interest (NCI)**

NCI are measured at their proportionate share of the acquiree's net identifiable assets at the date of acquisition. Changes in the Group's equity interest in a subsidiary that do not result in a loss of control are accounted for as equity transactions.

iii) **Loss of control**

When the Group loses control over a subsidiary, it derecognizes the assets and liabilities of the subsidiary, and any related NCI and other components of equity. Any interest retained in the former subsidiary is measured at fair value at the date the control is lost. Any resulting gain or loss is recognized in profit or loss.

iv) **Equity accounted investees**

The Group's interests in equity accounted investees comprise interest in associates and joint venture.

An associate is an entity in which the Group has significant influence, but not control or joint control, over the financial and operating policies. A joint venture is an arrangement in which the Group has joint control and has rights to the net assets of the arrangement, rather than rights to its assets and obligations for its liabilities.

Interest in associates and joint venture are accounted for using equity method. They are initially recognized at cost which includes transaction costs. Subsequent to initial recognition, consolidated financial statements include the Group's share of profit or loss and OCI of equity accounted investees until the date on which significant influence or joint control ceases.

v) **Transactions eliminated on consolidation**

The financial statements of the Company, its Subsidiaries, Joint Ventures and Associates used in the consolidation procedure are drawn upto the same reporting date i.e. March 31, 2018.

The financial statements of the Company and its subsidiary companies are combined on a line-by-line basis by adding together the book values of like items of assets, liabilities, income and expenses. Intra-group balances and transactions, and any unrealized income and expenses arising from intra-group transactions, are eliminated. Unrealized losses are eliminated in the same way as unrealized gains, but only to the extent that there is no evidence of impairment. The Company follows uniform accounting policies for like transactions and other events in similar circumstances.

Notes to Consolidated Financial Statements (Continued)

NOTE 34 - PRINCIPLES OF CONSOLIDATION: (Continued)

The Consolidated Financial Statements are comprised of the financial statements of the members of the Group as under:

Name of the Company	Principal Place of Business	% Shareholding and Voting Power	
		As at March 31, 2018	As at March 31, 2017
i) Subsidiary Companies:			
(a) Dakshin Cements Limited	India	100%	100%
(b) UltraTech Cement Lanka Private Limited	Sri Lanka	80%	80%
(c) Harish Cement Limited	India	100%	100%
(d) PT UltraTech Mining Indonesia	Indonesia	80% [!]	80% [!]
(e) PT UltraTech Investments Indonesia	Indonesia	100% ^{&}	100% ^{&}
(f) UltraTech Cement SA (PTY) ^{ⒶⒶ}	South Africa	-	100%
(g) UltraTech Cement Middle East Investments Limited (UCMEIL)	UAE	100%	100%
(h) Star Cement Co. LLC, Dubai [*]	UAE	100% ^{\$}	100% ^{\$}
(i) Star Cement Co. LLC, Ras-Al-Khaimah [*]	UAE	100% ^{\$}	100% ^{\$}
(j) Al Nakhla Crusher LLC, Fujairah [*]	UAE	100% ^{\$}	100% ^{\$}
(k) Arabian Cement Industry LLC, Abu Dhabi [*]	UAE	100% ^{\$}	100% ^{\$}
(l) Arabian Gulf Cement Co W.L.L, Bahrain [*]	Bahrain	100% [^]	100% [^]
(m) Emirates Power Company Limited, Bangladesh [*]	Bangladesh	100%	100%
(n) Emirates Cement Bangladesh Limited, Bangladesh [*]	Bangladesh	100%	100%
(o) Awam Minerals LLC, Oman ^{##}	Oman	37%	51%
(p) Bhagwati Lime Stone Company Private Limited (BLCPL)	India	100%	100%
(q) UltraTech Cement Mozambique Limitada, Mozambique ^{ⒶⒶ}	Mozambique	-	100% [Ⓐ]
(r) Gotan Limestone Khanij Udyog Private Limited	India	100%	100%
(s) PT UltraTech Cement Indonesia [#]	Indonesia	99%	99%
(t) PT UltraTech Mining Sumatera [#]	Indonesia	100%	100%
ii) Joint Venture:			
Bhaskarpara Coal Company Limited (BCCL)	India	47.37%	47.37%
iii) Associate:			
(a) Madanpur (North) Coal Company Private Limited (MNCCPL)	India	11.17%	11.17%
(b) Aditya Birla Renewable SPV 1 Limited ^{\$\$}	India	26.00%	-

[!] 4% Shareholding of UCMEIL.

[&] 5% Shareholding of UCMEIL.

^{##} Ceased control w.e.f. April 24, 2017.

^{*} Subsidiaries of UCMEIL.

^{\$} 51% held by nominee as required by local law for beneficial interest of the group.

[^] 1 share held by employee as nominee for the beneficial interest of the group.

[Ⓐ] 90% Shareholding of UCMEIL.

[#] Subsidiary of PT UltraTech Investments Indonesia.

^{ⒶⒶ} Ceased to exist with effect from July 06, 2017.

^{\$\$} w.e.f. June 19, 2017.

Notes to Consolidated Financial Statements (Continued)

NOTE 35 - GOODWILL ON CONSOLIDATION:

Goodwill represents the difference between the Company's share in the net worth of subsidiaries and the cost of acquisition at each point of time of making the investment in the subsidiaries. For this purpose, the Company's share of net worth is determined on the basis of the latest financial statements prior to the acquisition after making necessary adjustments for material events between the date of such financial statements and the date of respective acquisition.

NOTE 36 -

Pursuant to loss of control in Awam Minerals LLC with effect from April 24, 2017, the investments have been reclassified to Investment measured at Fair value through Profit or Loss. In the current year, the Company has made a provision of ₹ 31.47 Crores towards impairment arising from fair valuation of the investments and written off ₹ 13.99 Crores towards working capital loans on the basis of board resolution dated December 10, 2017 and has disclosed the same as an exceptional item in the Statement of Profit and Loss. Further, the Company has derecognised goodwill of ₹ 55.07 Crores on loss of control.

NOTE 37 - CONTINGENT LIABILITIES (to the extent not provided for) (Ind AS 37):

(a) Claims against the Group not acknowledged as debt: ₹ in Crores

Particulars		As at March 31, 2018	As at March 31, 2017
(a)	Excise Duty and Service Tax Matters	1,178.56	1,006.17
(b)	Sales-tax / VAT Matters	432.45	343.38
(c)	Royalty on Limestone / Marl / Shale	184.00	201.54
(d)	Electricity Duty / Energy Development Cess	179.40	170.57
(e)	Customs	179.37	168.44
(f)	State Industrial Incentive Matters	174.45	13.12
(g)	Others (primarily related to Income Tax, Fly ash matters, Road tax etc.)	316.48	347.39

Cash outflows for the above are determinable only on receipt of judgments pending at various forums / authorities.

- (b) The Company has filed appeals with the Competition Appellate Tribunal ("COMPAT") against two orders of the Competition Commission of India ("CCI") dated August 31, 2016 and January 19, 2017, and as per the directions of COMPAT deposited ₹ 117.55 Crores, being 10% of the penalty imposed by CCI under its order dated August 31, 2016. COMPAT has granted a stay on both the CCI orders. The Government has made changes in the constitution and operations of Tribunals, under which all matters with COMPAT have been transferred to the National Company Law Appellate Tribunal ("NCLAT"). Hearing of order dated August 31, 2016 is completed at NCLAT and order is awaited. The Company, backed by legal opinion, believes that it has a good case in both the matters and accordingly no provision has been made in the accounts.

(c) Guarantees:

The Company has issued corporate guarantees as under:

- i) In favour of the Banks / Lenders on behalf of its Joint Venture (JV), as mentioned below, for the purposes of replacing old loans, acquisition financing, working capital and other general corporate purposes:
 - Bhaskarpara Coal Company Limited (JV) ₹ 4.00 Crores (March 31, 2017 ₹ 4.00 Crores).
- ii) In favour of the Government Authority of an amount not exceeding ₹ 3.00 Crores (March 31, 2017 ₹ 3.00 Crores) towards exemption from payment of excise duty.

Notes to Consolidated Financial Statements (Continued)

NOTE 37 - CONTINGENT LIABILITIES (to the extent not provided for) (Ind AS 37): (Continued)

- iii) In favour of the Bank, for assistance in arrangement of interest bearing loan of ₹ Nil Crores (March 31, 2017 ₹ 500 Crores) to JAL.
 - iv) Letter of comfort in favour of Binani Industries Ltd. ("BIL"), assuring arrangements of funds amounting to ₹ 7,266.00 Crores, to be used by BIL in support of its application seeking termination of insolvency proceedings relating to its subsidiary Binani Cement Limited ("BCL") which was admitted by the National Company Law Tribunal, Kolkata Bench in terms of the provisions of the Insolvency and Bankruptcy Code and acquiring 98.43% equity shares of BCL, being the total holding of BIL in BCL. This is subject to termination of Insolvency proceedings, entering into definitive agreement and other customary and relevant statutory approvals which are in process.
- (d) The Sri Lankan Customs commenced an inquiry on the allegation that dividends declared by 'Ultratech Cement Lanka Private Limited' ("UCLPL") and remitted to the Company represents part of settlement in respect of the cement imported by UCLPL and alleged that additional duty is payable by UCLPL. The Sri Lankan Customs have not provided a basis for any value to be attributed as alleged additional duty payable.

UCLPL filed a Writ Application in the Court of Appeal in seeking inter alia to quash the aforesaid decision by Sri Lankan Customs to hold the said inquiry. However, the application was dismissed by the Court of Appeal on March 28, 2014. UCLPL filed a Special Leave Application in the Supreme Court against the judgment of the Court of Appeal in the above Writ Application which is currently pending before the Supreme Court and fixed to be mentioned before Supreme Court on July 17, 2018.

NOTE 38 - CAPITAL AND OTHER COMMITMENTS:

Estimated amount of contracts remaining to be executed on capital account, not provided for (net of advances) ₹ 937.15 Crores. (March 31, 2017 ₹ 1,064.33 Crores).

NOTE 39 -

The Supreme Court of India has allowed an appeal filed by the State of Rajasthan in a matter relating to transfer of mining lease in the name of the Company's wholly-owned subsidiary, Gotan Lime Stone Khanij Udyog Private Limited ("GKUPL") and has directed the State of Rajasthan to frame and notify its policy relating to transfer of mining lease and thereafter pass appropriate order in respect of the mining lease of GKUPL. State Government has notified the new policy related to transfer of new mining lease, based on which the Company has requested the State Government to consider reinstatement of the mines in its favour.

NOTE 40 - ACQUISITION OF IDENTIFIED CEMENT UNITS OF JAL AND JCCL: (Ind AS 103):

- (A) Pursuant to the Scheme of Arrangement between the Company, JAL, JCCL and their respective shareholders and creditors ("the Scheme"), the Company has acquired identified cement units of JAL and JCCL on June 29, 2017 at an enterprise valuation of ₹ 16,189.00 Crores having total cement capacity of 21.2 MTPA including 4 MTPA under construction. The acquisition provides the Company a geographic market expansion with entry into high growth markets where it needed greater reinforcement and creating synergies in manufacturing, distribution and logistics which offers many advantages. This will also create value for shareholders with the ready to use assets reducing time to markets, availability of land, mining leases, fly ash and railway infrastructure leading to overall operating costs advantage.

(B) Fair Value of the Consideration transferred:

Against the total enterprise value of ₹ 16,189.00 Crores, the Company has taken over borrowings of ₹ 10,189.00 Crores and negative working capital of ₹ 1,375.00 Crores from JAL and JCCL. After taking these liabilities into account, effective purchase consideration of ₹ 4,625.00 Crores has been discharged as under:

Notes to Consolidated Financial Statements (Continued)

₹ in Crores

NOTE 40 - ACQUISITION OF IDENTIFIED CEMENT UNITS OF JAL AND JCCL: (Ind AS 103): (Continued)

Particulars	Amount
Issue of 6.37% Non-Convertible Debentures	3,124.90
Issue of Redeemable Preference Shares	1,500.10*
Total Consideration transferred for Business Combination	4,625.00

* Redemption is linked with fulfillment of certain conditions. Out of that, ₹ 500 Crores have already been redeemed till the reporting date.

(C) Acquired Receivables:

As on the date of acquisition, gross contractual amount of the acquired Trade Receivables and Other Financial Assets was ₹ 17.07 Crores against which no provision has been considered since fair value of the acquired Receivables are equal to carrying value as on the date of acquisition.

(D) The Fair Value of identifiable assets acquired and liabilities assumed as on the acquisition date:

Particulars	Amount
Property, Plant and Equipment	11,689.69
Capital Work-In-Progress	218.78
Intangible assets	2,715.88
Other Non-Current Assets	1,604.43
Inventories	246.88
Trade and Other receivables	16.21
Other Financial Assets	0.86
Other Current Assets	30.49
Total Assets	16,523.22
Non-Current Borrowings	10,189.00
Current Borrowings	497.55
Provisions	28.67
Trade Payables	806.05
Other Financial Liabilities	33.19
Other Current Liabilities	303.97
Total Liabilities	11,858.43
Total Fair Value of the Net Assets	4,664.79

(E) Amount recognised directly in other equity (Capital Reserve):

Particulars	Amount
Fair value of the net assets acquired	4,664.79
Less: Fair value of consideration transferred	4,625.00
Capital Reserve	39.79

Notes to Consolidated Financial Statements (Continued)

NOTE 40 - ACQUISITION OF IDENTIFIED CEMENT UNITS OF JAL AND JCCL: (Ind AS 103): (Continued)

(F) Acquisition related costs:

Acquisition related costs of ₹ 5.57 Crores (March 31, 2017 ₹ 14.33 Crores) have been recognised under Miscellaneous Expenses and Rates and Taxes in the Statement of Profit and Loss. The stamp duty paid / payable on transfer of the assets ₹ 226.28 Crores has been charged to the Statement of Profit and Loss and has been shown as an exceptional item.

- (G) The Company runs an integrated operation with material movement across geographies and a common sales organization responsible for existing business as well as acquired business. Therefore, separate sales information for the acquired business is not exactly available and accordingly disclosures for revenue and profit / loss of the acquired business since acquisition date have not been made.

Further, it is impracticable to provide revenue and profit / loss of the combined entity for the current year as though the acquisition date had been April 01, 2017 since these amounts relating to the acquired business for the period prior to the acquisition date are not readily available with the Company.

NOTE 41 - EMPLOYEE BENEFITS (Ind AS 19):

(A) Defined Benefit Plans:

(a) Gratuity

The gratuity payable to employees is based on the employee's service and last drawn salary at the time of leaving the services of the Group and is in accordance with the Rules of the Group for payment of gratuity.

Inherent Risk

The plan is defined benefit in nature which is sponsored by the Group and hence it underwrites all the risks pertaining to the plan. In particular, this exposes the Group to actuarial risk such as adverse salary growth, change in demographic experience, inadequate return on underlying plan assets. This may result in an increase in cost of providing these benefits to employee in future. Since the benefits are lump sum in nature the plan is not subject to any longevity risks.

(b) Pension

The Group considers pension for some of its employees at senior management based on the period of service and contribution for the Group.

(c) Post-Retirement Medical Benefits

The Company provides post-retirement medical benefits to certain ex-employees who were transferred under the Scheme of arrangement for acquiring Larsen & Toubro cement business and eligible for such benefits from earlier Company.

Notes to Consolidated Financial Statements (Continued)

₹ in Crores

NOTE 41 - EMPLOYEE BENEFITS (Ind AS 19): (Continued)

Particulars	As at March 31, 2018				As at March 31, 2017			
	Gratuity		Pension	Post-Retirement Medical Benefits	Gratuity		Pension	Post-Retirement Medical Benefits
	Funded	Others			Funded	Others		
i) Change in defined benefit obligation								
Balance at the beginning of the year	407.33	20.49	7.88	0.61	355.12	18.45	7.63	0.57
Effect of Loss of Control in Subsidiary	-	(0.19)	-	-				
Adjustment of:								
Current Service Cost	33.29	2.95	-	-	30.36	3.07	-	-
Past Service Cost	2.12	-	-	-	-	-	-	-
Interest Cost	29.13	0.90	0.48	0.04	27.74	0.84	0.58	0.04
Actuarial (gains) / losses recognised in Other Comprehensive Income:								
- Change in Financial Assumptions	(16.65)	0.05	(0.27)	(0.02)	24.73	0.10	0.40	0.02
- Change in Demographic Assumptions	(5.27)	-	-	-	(11.24)	-	-	-
- Experience Changes	(8.53)	(0.36)	0.39	0.01	2.16	(0.78)	0.18	0.01
Benefits Paid	(22.30)	(0.89)	(0.91)	(0.06)	(21.54)	(1.19)	(0.91)	(0.03)
Obligation transferred from JAL / JCCL	32.63	-	-	-	-	-	-	-
Balance at the end of the year	451.75	22.95	7.57	0.58	407.33	20.49	7.88	0.61
ii) Change in Fair Value of Assets								
Balance at the beginning of the year	431.70	-	-	-	355.12	-	-	-
Expected Return on Plan Assets	30.96	-	-	-	28.55	-	-	-
Re measurements due to: Actual Return on Plan Assets less interest on Plan Assets	7.31	-	-	-	3.03	-	-	-
Contribution by the employer	22.30	-	-	-	66.54	-	-	-
Benefits Paid	(22.30)	-	-	-	(21.54)	-	-	-
Assets transferred from JAL / JCCL	27.67	-	-	-	-	-	-	-
Balance at the end of the year	497.64	-	-	-	431.70	-	-	-
iii) Net Asset / (Liability) recognised in the Balance Sheet								
Present value of Defined Benefit Obligation	(451.75)	(22.95)	(7.57)	(0.58)	(407.33)	(20.49)	(7.88)	(0.61)
Fair Value of Plan Assets	497.64	-	-	-	431.70	-	-	-
Net Asset / (Liability) in the Balance Sheet	45.89	(22.95)	(7.57)	(0.58)	24.37	(20.49)	(7.88)	(0.61)
iv) Expenses recognised in the Consolidated Statement of Profit and Loss								
Current Service Cost	33.29	2.95	-	-	30.36	3.07	-	-
Past Service Cost	2.12	-	-	-	-	-	-	-
Interest Cost	29.13	0.90	0.48	0.04	27.74	0.84	0.58	0.04
Expected Return on Plan Assets	(30.96)	-	-	-	(28.55)	-	-	-
Total Expense	33.58	3.85	0.48	0.04	29.55	3.91	0.58	0.04
Less: Transferred to Pre-operative Expenses	(0.15)	-	-	-	(0.07)	-	-	-
Amount charged to the Consolidated Statement of Profit and Loss	33.43	3.85	0.48	0.04	29.48	3.91	0.58	0.04

Notes to Consolidated Financial Statements (Continued)

₹ in Crores

NOTE 41 - EMPLOYEE BENEFITS (Ind AS 19): (Continued)

Particulars	As at March 31, 2018				As at March 31, 2017			
	Gratuity		Pension	Post-Retirement Medical Benefits	Gratuity		Pension	Post-Retirement Medical Benefits
	Funded	Others			Funded	Others		
v) Re-measurements recognised in Other Comprehensive Income (OCI):								
Changes in Financial Assumptions	(16.65)	0.05	(0.27)	(0.02)	24.73	0.10	0.40	0.02
Changes in Demographic Assumptions	(5.27)	-	-	-	(11.24)	-	-	-
Experience Adjustments	(8.53)	(0.36)	0.39	0.01	2.16	(0.78)	0.18	0.01
Actual return on Plan assets less interest on plan assets	(7.31)	-	-	-	(3.03)	-	-	-
Amount recognised in Other Comprehensive Income (OCI):	(37.76)	(0.31)	0.12	(0.01)	12.62	(0.68)	0.58	0.03
vi) Maturity profile of defined benefit obligation:								
Within the next 12 months	52.05	2.90	0.07	0.06	37.75	1.68	0.07	0.06
Between 1 and 5 years	150.40	6.52	0.28	0.24	118.33	6.03	0.28	0.23
Between 5 and 10 years	165.75	6.28	0.27	0.23	152.39	6.46	0.27	0.22
10 Years and above	763.40	21.63	0.84	0.61	746.77	19.20	0.89	0.64
vii) Sensitivity analysis for significant assumptions:*								
Increase/(Decrease) in present value of defined benefits obligation at the end of the year								
1% increase in discount rate	(37.50)	(2.10)	(0.49)	(0.04)	(37.03)	(1.90)	(0.53)	(0.04)
1% decrease in discount rate	43.64	2.48	0.55	0.04	43.58	2.25	0.61	0.04
1% increase in salary escalation rate	43.01	2.42	-	-	42.48	2.20	-	-
1% decrease in salary escalation rate	(37.68)	(2.09)	-	-	(36.94)	(1.89)	-	-
1% increase in employee turnover rate	(12.24)	(0.20)	-	-	(13.36)	(0.18)	-	-
1% decrease in employee turnover rate	14.41	0.22	-	-	15.89	0.20	-	-
viii) The major categories of plan assets as a percentage of total plan[†]								
Insurer Managed Funds	100%	N.A.	N.A.	N.A.	100%	N.A.	N.A.	N.A.
ix) Actuarial Assumptions:								
Discount Rate (p.a.)	7.90%	3.2-10.5%	7.90%	7.90%	7.50%	3.2-11.5%	7.50%	7.50%
Expected Return on Plan Assets (p.a.)	8.00%	-	-	-	7.50%	-	-	-
Turnover Rate	1.5% to 8.00%	1-12%	-	-	2.00%	1-12%	-	-
Mortality tables	Indian Assured Lives Mortality (2006-08)	**	PA (90) mortality table rated down by 4 years		Indian Assured Lives Mortality (2006-08)	**	PA(90) annuity rates adjusted suitably	
Salary Escalation Rate (p.a.)	8.00%	5-10%	-	-	8.00%	5-10%	-	-
Retirement age : Management - Non-Management-	60 Yrs. 58 Yrs.	55-60 Yrs.	-	-	60 Yrs. 58 Yrs.	55-60 Yrs.	-	-
x) Weighted Average duration of Defined benefit obligation	8.9 Yrs.	6.4-13.0 Yrs.	7.0 Yrs.	6.5 Yrs.	9.8 Yrs.	7.1-13.4 Yrs.	7.5 Yrs.	6.8 Yrs.

* These Sensitivities have been calculated to show the movement in defined benefit obligation in isolation and assuming there are no other changes in market conditions at the accounting date. There have been no changes from the previous periods in the methods and assumptions used in preparing the sensitivity analyses.

[†] The plan does not invest directly in any property occupied by the Group nor in any financial securities issued by the Group.

** GA 1983 Mortality Table / UK Mortality Table AM92[UK] & Indian Assured Lives Mortality (2006-08) Ult table

Notes to Consolidated Financial Statements (Continued)

NOTE 41 - EMPLOYEE BENEFITS (Ind AS 19): (Continued)

xi) Basis used to determine Expected Rate of Return on Plan Assets:

Expected rate of return on Plan Assets is based on expectation of the average long term rate of return expected on investments of the fund during the estimated term of the obligations.

xii) Salary Escalation Rate:

The estimates of future salary increases are considered taking into account inflation, seniority, promotion and other relevant factors.

xiii) Asset Liability matching strategy:

The money contributed by the Group to the Gratuity fund to finance the liabilities of the plan has to be invested.

The trustees of the plan have outsourced the investment management of the fund to an insurance Company. The insurance Company in turn manages these funds as per the mandate provided to them by the trustees and the asset allocation which is within the permissible limits prescribed in the insurance regulations. Due to the restrictions in the type of investments that can be held by the fund, it is not possible to explicitly follow an asset liability matching strategy.

There is no compulsion on the part of the Group to fully prefund the liability of the Plan. The Group's philosophy is to fund these benefits based on its own liquidity and the level of underfunding of the plan.

xiv) The Group's expected contribution during next year is ₹ Nil Crores (March 31, 2017 ₹ Nil Crores).

(d) Provident Fund:

The Company is liable for any shortfall in the fund assets based on the Government specified rate of return. Such shortfall, if any, is recognised in the Statement of Profit and Loss as an expense in the year of incurring the same.

Amount recognized as an expense and included in Note 29 under the head "Contribution to Provident and other Funds" of Statement of Profit and Loss ₹ 86.76 Crores (March 31, 2017 ₹ 71.59 Crores).

The actuary has provided for a valuation and based on the below provided assumption there is no interest shortfall as at March 31, 2018 and March 31, 2017.

		₹ in Crores	
Particulars		As at March 31, 2018	As at March 31, 2017
(a)	Plan Assets at Fair Value	957.22	770.56
(b)	Present value of defined benefit obligation at year end	956.96	769.95
(c)	Liability recognised in Balance Sheet	NIL	NIL
Assumption used in determining the present value obligation of interest rate guarantee under the Deterministic Approach			
Government of India bond yield for the outstanding term of liabilities		7.90%	7.50%
(d)	Remaining term of the maturity of Investment Portfolio	13.85 Yrs.	16.80 Yrs.
Discount Rate for the remaining term of the maturity of Investment Portfolio		8.63%	8.72%
Expected Guaranteed Interest Rate		8.55%	8.65%

(B) Amount recognized as an expense in respect of Compensated Absences is ₹ 15.87 Crores (March 31, 2017 ₹ 28.70 Crores).

(C) Amount recognized as expense for other long term employee benefits is ₹ 0.87 Crores (March 31, 2017 ₹ 0.77 Crores).

Notes to Consolidated Financial Statements (Continued)

NOTE 42 - SEGMENT REPORTING (Ind AS 108):

The Group is exclusively engaged in the business of cement and cement related products. As per Ind AS 108 "Operating Segments", specified under Section 133 of the Companies Act, 2013, there are no reportable segments applicable to the Group.

The Group's revenue from continuing operations from external customers by location of operations and information about its non-current assets by location of assets are detailed below.

₹ in Crores

Particulars	Revenue from External Customers		Non-Current Assets	
	Year Ended March 31, 2018	Year Ended March 31, 2017	As at March 31, 2018	As at March 31, 2017
India (Country of Domicile)	29,051.05	23,271.79	41,735.33	24,923.92
Others	1,922.31	1,819.83	2,240.51	2,432.85
Total	30,973.36	25,091.62	43,975.84	27,356.77

NOTE 43 - RELATED PARTY DISCLOSURES (Ind AS 24):

Names of Related Parties with whom transactions were carried out during the year:

Name of Related Party	Relationship
Grasim Industries Limited	Holding Company
Samruddhi Swastik Trading and Investments Limited	Fellow Subsidiary
Grasim Bhiwani Textiles Limited (Till July 10, 2017)	Fellow Subsidiary
Aditya Birla Sun Life Insurance Company Limited (formerly known as Birla Sun Life Insurance Company Limited)	Fellow Subsidiary
Aditya Birla Health Insurance Limited	Fellow Subsidiary
ABNL Investment Limited	Fellow Subsidiary
Aditya Birla Renewable SPV 1 Limited	Associate
Bhaskarpara Coal Company Limited	Joint Venture
Bharucha & Partners	Entity Controlled by Key Management Personnel
Mr. Kumar Mangalam Birla - Non-Executive Chairman	Key Management Personnel (KMP)
Mrs. Rajashree Birla - Non-Executive Director	Key Management Personnel (KMP)
Mr. D.D. Rathi - Non-Executive Director	Key Management Personnel (KMP)
Mr. O.P. Purnamalka - Non-Executive Director	Key Management Personnel (KMP)
Mr. R.C. Bhargava (Till July 20, 2016) - Independent Director	Key Management Personnel (KMP)
Mr. Rajiv Dube (Till July 20, 2016) - Independent Director	Key Management Personnel (KMP)
Mr. Arun Adhikari - Independent Director	Key Management Personnel (KMP)
Mr. G.M. Dave - Independent Director	Key Management Personnel (KMP)
Mrs. Alka Bharucha (w.e.f. June 9, 2016) - Independent Director	Key Management Personnel (KMP)
Mrs. Sukanya Kripalu - Independent Director	Key Management Personnel (KMP)
Mr. S.B. Mathur - Independent Director	Key Management Personnel (KMP)
Mrs. Renuka Ramnath - Independent Director	Key Management Personnel (KMP)
Mr. K.K. Maheshwari - Managing Director	Key Management Personnel (KMP)
Mr. Atul Daga (w.e.f. June 9, 2016) - Whole-time Director and CFO	Key Management Personnel (KMP)
Mrs. Kritika Daga (w.e.f. June 9, 2016)	Relative of KMP (Wife of Mr. Atul Daga)

Notes to Consolidated Financial Statements (Continued)

₹ in Crores

NOTE 43 - RELATED PARTY DISCLOSURES (Ind AS 24): (Continued)

(a) The following transactions were carried out with the related parties in the ordinary course of business:

Nature of Transaction/Relationship	Year Ended March 31, 2018	Year Ended March 31, 2017
Sale of Goods:		
Holding Company	11.73	6.07
Fellow Subsidiary	0.02	0.09
Total	11.75	6.16
Purchase of Goods:		
Holding Company	1.93	1.46
Fellow Subsidiary	0.01	0.06
Associate	0.20	-
Total	2.14	1.52
Sale of Fixed Assets		
Holding Company	-	0.23
Purchase of Fixed Assets		
Holding Company	-	0.64
Services received from:		
Holding Company	1.16	1.14
Fellow Subsidiary	7.33	0.48
KMP	38.40	34.90
Entity Controlled by KMP	0.03	-
Relative of KMP	0.26	0.11
Total	47.18	36.63
Services rendered to		
Holding Company	0.11	-
Dividend Paid		
Holding Company	165.34	157.07
Deposit Given		
Relative of KMP	-	5.00

(b) Outstanding balances:

Nature of Transaction/Relationship	As at March 31, 2018	As at March 31, 2017
Loans and Advances:		
Holding Company	0.79	0.32
Fellow Subsidiary	5.31	0.36
Joint Venture	2.49	2.49
Total	8.59	3.17
Trade Receivables		
Holding Company	1.94	-
Trade Payables:		
Holding Company	0.21	-
Associate	0.19	-
Total	0.40	-
Deposit		
Relative of KMP	5.00	5.00

Notes to Consolidated Financial Statements (Continued)

₹ in Crores

NOTE 43 - RELATED PARTY DISCLOSURES (Ind AS 24): (Continued)

(c) Compensation of KMP of the Company:

Nature of transaction	Year Ended March 31, 2018	Year Ended March 31, 2017
Short-term employee benefits	16.83	9.48
Post – employment benefits	0.67	4.81
Share based payment	1.13	0.49
Total compensation paid to KMP	18.63	14.78

Based on the recommendation of the Nomination, Remuneration and Compensation Committee, all decisions relating to the remuneration of the Directors are taken by the Board of Directors of the Company, in accordance with shareholder's approval, wherever necessary.

Terms and Conditions of transactions with Related Parties:

The sales to and purchases from related parties are made in the normal course of business and on terms equivalent to those that prevail in arm's length transactions. Outstanding balances at the year-end are unsecured and interest free and settlement occurs in cash. There have been no guarantees provided or received for any related party receivables or payables.

For the year ended March 31, 2018, the Group has not recorded any impairment of receivables relating to amounts owed by related parties. This assessment is undertaken each financial year through examining the financial position of the related party and the market in which the related party operates.

NOTE 44 - INCOME TAXES (Ind AS 12):

i) Reconciliation of effective tax rate:

Particulars	Year ended March 31, 2018	Year ended March 31, 2017
Applicable tax rate	34.61	34.61
Effect of Tax Exempt Income	(0.36)	(0.20)
Effect of Non-Deductible expenses	1.02	0.95
Effect of Allowances for tax purpose	(2.16)	(2.94)
Effect of Tax paid at a lower rate	(0.99)	(2.33)
Effect of Previous year adjustments	(1.02)	(0.04)
Effect of changes in Tax rate	1.26	-
Effect of Lower Jurisdiction Tax Rate	-	(0.67)
Others	0.25	0.54
Effective Tax Rate	32.61	29.92

- ii) At March 31, 2018 a deferred tax liability of ₹ 48.88 Crores (March 31, 2017 ₹ 51.54 Crores) in respect of temporary differences related to undistributed profit in subsidiaries has not been recognized because the Group controls the dividend policy of its subsidiaries and management is satisfied that they are not expecting to distribute profit in the foreseeable future.

Notes to Consolidated Financial Statements (Continued)

₹ in Crores

NOTE 45 - EARNINGS PER SHARE (EPS) (Ind AS 33):

Particulars	Year Ended March 31, 2018	Year Ended March 31, 2017
(A) Basic EPS:		
i) Net Profit attributable to Equity Shareholders	2,222.17	2,714.92
ii) Weighted average number of Equity Shares outstanding (Nos.)	274,543,934	274,454,099
Basic EPS (₹) (i) / (ii)	80.94	98.92
(B) Diluted EPS:		
i) Weighted average number of Equity Shares Outstanding (Nos.)	274,543,934	274,454,099
ii) Add: Potential Equity Shares on exercise of option (Nos.)	69,787	122,287
iii) Weighted average number of Equity Shares Outstanding for calculation of Dilutive EPS (i + ii)	274,613,721	274,576,386
Diluted EPS (₹) {(A) (i) / (B) (iii)}	80.92	98.88

NOTE 46 - SUMMARISED FINANCIAL INFORMATION OF INDIVIDUALLY IMMATERIAL ASSOCIATE AND JOINT VENTURE:

The Company's interests in below mentioned associates and joint venture are accounted for using the equity method in the consolidated financial statements. The summarized financial information below represents amounts shown in the associate's financial statements prepared in accordance with Ind AS adjusted by the Company for equity accounting purposes:

Madanpur (North) Coal Company Private Limited:

Particulars	Year ended March 31, 2018	Year ended March 31, 2017
Profit or Loss from continuing Operations	(0.10)	0.01
Post-tax Profit or Loss from discontinued Operations	-	-
Other Comprehensive Income	-	-
Total Comprehensive Income	(0.10)	0.01

Aditya Birla Renewable SPV 1 Limited:

Particulars	Year ended March 31, 2018	Year ended March 31, 2017
Profit or Loss from continuing Operations	(0.04)	-
Post-tax Profit or Loss from discontinued Operations	-	-
Other Comprehensive Income	-	-
Total Comprehensive Income	(0.04)	-

Bhaskarpara Coal Company Limited:

Particulars	Year ended March 31, 2018	Year ended March 31, 2017
Profit or Loss from continuing Operations	0.01	0.01
Post-tax Profit or Loss from discontinued Operations	-	-
Other Comprehensive Income	-	-
Total Comprehensive Income	0.01	0.01

Notes to Consolidated Financial Statements (Continued)

₹ in Crores

NOTE 47 - AUDITORS' REMUNERATION INCLUDING REMUNERATION FOR SUBSIDIARIES' AUDITORS (EXCLUDING SERVICE TAX/GST) AND EXPENSES:

Particulars	Year Ended March 31, 2018	Year Ended March 31, 2017
(a) Statutory Auditors:		
Audit fees (including Quarterly Limited Review)	3.60	3.17
Tax audit fees	0.25	0.10
Fees for other services	0.12	0.10
Expenses reimbursed	0.12	0.09
(b) Cost Auditors:		
Audit fees	0.19	0.17
Expenses reimbursed	0.01	0.01

NOTE 48 -

The following expenses are included in the different heads of expenses in the Consolidated Statement of Profit and Loss:

Particulars	Year Ended March 31, 2018			Year Ended March 31, 2017		
	Raw Materials Consumed	Power and Fuel Consumed	Total	Raw Materials Consumed	Power and Fuel Consumed	Total
Stores and Spares Consumed	113.06	56.81	169.87	96.68	47.09	143.77
Royalty and Cess	748.52	-	748.52	582.45	-	582.45

NOTE 49 - SHARE BASED PAYMENTS (Ind AS 102):

The Group has granted 805,950 options (including Restricted Stock units) to its eligible employees in various ESOS Schemes, details are as under:

(A) Employee Stock Option Scheme (ESOS 2006):

Particulars	Tranche I	Tranche II	Tranche III	Tranche IV*	Tranche V*	Tranche VI
Nos. of Options	99,010	69,060	60,403	88,907	8,199	7,890
Vesting Plan	Graded Vesting - 25% every year	Graded Vesting - 25% every year	Graded Vesting - 25% every year	As per the Terms of Scheme	As per the Terms of Scheme	Graded Vesting - 25% every year
Exercise Period	5 Years from the date of Vesting	5 Years from the date of Vesting	5 Years from the date of Vesting			5 Years from the date of Vesting
Grant Date	23.08.2007	25.01.2008	08.09.2010	20.09.2010	20.09.2010	01.06.2012
Exercise Price (₹ per share)	606	794	655	709	1,061	974
Fair Value on the date of Grant of Option (₹ per share)	502	404	547	447	281	762
Method of Settlement	Equity	Equity	Equity	Equity	Equity	Equity

* Issued to Employees of erstwhile Samruddhi Cement Limited (SCL) option holders pursuant to Scheme of Amalgamation of SCL with the Group.

Notes to Consolidated Financial Statements (Continued)

NOTE 49 - SHARE BASED PAYMENTS (Ind AS 102): (Continued)

(B) Employee Stock Option Scheme (ESOS 2013) including Stock options and Restricted Stock Units (RSU):

Particulars	Tranche I		Tranche II		Tranche III	
	RSU	Stock Options	RSU	Stock Options	RSU	Stock Options
Nos. of Options	84,056	237,953	12,313	34,859	2,218	6,280
Vesting Plan	100% on 19.10.2016	Graded Vesting - 25% every year after 1 year from date of grant, subject to achieving performance targets	100% on 18.10.2017	Graded Vesting - 25% every year after 1 year from date of grant, subject to achieving performance targets	100% on 28.01.2018	Graded Vesting - 25% every year after 1 year from date of grant, subject to achieving performance targets
Exercise Period	5 Years from the date of Vesting	5 Years from the date of Vesting	5 Years from the date of Vesting	5 Years from the date of Vesting	5 Years from the date of Vesting	5 Years from the date of Vesting
Grant Date	19.10.2013	19.10.2013	18.10.2014	18.10.2014	28.01.2015	28.01.2015
Exercise Price (₹ per share)	10	1,965	10	2,318	10	3,122
Fair Value on the date of Grant of Option (₹ per share)	1,862	750	2,241	870	3,048	1,207
Method of Settlement	Equity	Equity	Equity	Equity	Equity	Equity

Particulars	Tranche IV		Tranche V		Tranche VI	
	RSU	Stock Options	RSU	Stock Options	RSU	Stock Options
Nos. of Options	9,059	25,645	5,313	15,042	10,374	29,369
Vesting Plan	100% on 19.10.2018	Graded Vesting - 25% every year after 1 year from date of grant, subject to achieving performance targets	100% on 13.04.2019	Graded Vesting - 25% every year after 1 year from date of grant, subject to achieving performance targets	100% on 27.01.2020	Graded Vesting - 25% every year after 1 year from date of grant, subject to achieving performance targets
Exercise Period	5 Years from the date of Vesting	5 Years from the date of Vesting	5 Years from the date of Vesting	5 Years from the date of Vesting	5 Years from the date of Vesting	5 Years from the date of Vesting
Grant Date	19.10.2015	19.10.2015	13.04.2016	13.04.2016	27.01.2017	27.01.2017
Exercise Price (₹ per share)	10	2,955	10	3,167	10	3,681
Fair Value on the date of Grant of Option (₹ per share)	2,897	1,728	3,108	1,810	3,608	2,080
Method of Settlement	Equity	Equity	Equity	Equity	Equity	Equity

Notes to Consolidated Financial Statements (Continued)

NOTE 49 - SHARE BASED PAYMENTS (Ind AS 102): (Continued)

(C) Movement of Options Granted including RSU along with weighted average exercise price (WAEP):

Particulars	As at March 31, 2018		As at March 31, 2017	
	Nos.	WAEP (₹)	Nos.	WAEP (₹)
Outstanding at the beginning of the year	251,577	1,880.59	315,961	1,441.56
Granted during the year	-	-	60,098	2,594.43
Exercised during the year	(106,079)	1,482.43	(76,529)	862.43
Forfeited during the year	(999)	2,134.23	(47,953)	1,507.37
Outstanding at the end of the year	144,499	2,171.13	2,51,577	1,880.59
Options exercisable at the end of the year	74,262	2,090.76	1,22,191	1,601.16

The weighted average share price at the date of exercise for options was ₹ 4,123.18 per share (March 31, 2017 ₹ 3,621.29 per share) and weighted average remaining contractual life for the share options outstanding as at March 31, 2018 was 3.9 years (March 31, 2017: 4.5 years).

(D) Fair Valuation:

No options were granted during the year. Weighted Average Fair value of the options granted previous year ₹ 2,366.93.

The fair value of option has been done by an independent firm of Chartered Accountants on the date of grant using the Black-Scholes Model.

The Key assumptions in the Black-Scholes Model for calculating fair value as on the date of grant:

(a) For ESOS 2006:

1. Risk Free Rate - 8% (Tranche I-V), 8.14% (Tranche VI)
2. Option Life - Vesting period (1 Year) + Average of exercise period
3. Expected Volatility* - Tranche-I: 0.49, Tranche-II: 0.52, Tranche-III: 0.30, Tranche-IV: 0.30, Tranche-V: 0.30, Tranche-VI: 0.25
4. Expected Growth in Dividend - 20%

(b) For ESOS 2013:

1. Risk Free Rate - 8.5% (Tranche I), 7.8% (Tranche II-III), 8.56% (Tranche IV) 7.6% (Tranche V), 6.74% (Tranche VI)
2. Option Life - (a) For Options - Vesting period (1 Year) + Average of exercise period
(b) For RSU - Vesting period (3 Years) + Average of exercise period
3. Expected Volatility* - Tranche-I: 0.29, Tranche-II: 0.27, Tranche-III: 0.28, Tranche-IV: 0.60 Tranche-V: 0.60, Tranche-VI: 0.61
4. Expected Growth in Dividend - Tranche -I: 20%, Tranche II-III: 15%, Tranche-IV: 5%, Tranche-V: 5%, Tranche-VI: 5%

* Expected volatility on the Company's stock price on National Stock Exchange based on the data commensurate with the expected life of the options/RSU's up to the date of grant.

Notes to Consolidated Financial Statements (Continued)

₹ in Crores

NOTE 50(A) - CLASSIFICATION OF FINANCIAL ASSETS AND LIABILITIES (Ind AS – 107):

Particulars	As at March 31, 2018		As at March 31, 2017	
	Carrying Value	Fair Value	Carrying Value	Fair Value
Financial Assets at amortised cost				
Trade Receivables	2,227.96	2,227.96	1,757.09	1,757.09
Loans	157.12	157.12	191.29	191.29
Cash and Bank Balances	218.77	218.77	2,248.78	2,248.78
Other Financial Assets	455.20	455.20	211.14	211.14
Financial Assets at fair value through profit or loss				
Investments	5,436.09	5,436.09	6,683.07	6,683.07
Fair Value Hedging Instruments				
Derivative Assets	121.52	121.52	215.82	215.82
Total	8,616.66	8,616.66	11,307.19	11,307.19
Financial liabilities at amortised cost				
Non-Convertible Debentures	2,575.00	2,509.35	2,825.00	2,526.27
Term Loan from Banks	10,489.00	10,489.00	400.00	400.00
Cash Credits / Working Capital Borrowing	770.47	770.47	100.83	100.83
Commercial Papers	992.87	992.87	978.35	978.35
Sales Tax Deferment Loan	289.68	289.68	304.23	304.23
Redeemable Preference Shares	1,000.10	1,000.10	-	-
Trade Payables	2,504.05	2,504.05	1,857.34	1,857.34
Other Financial Liabilities	1,558.40	1,558.40	1,253.08	1,253.08
Foreign Currency Borrowings	3,363.10	3,363.10	3,866.08	3,866.08
Fair Value Hedging Instrument				
Derivative Liability	28.27	28.27	31.15	31.15
Total	23,570.94	23,505.29	11,616.06	11,317.33

NOTE 50(B) - FAIR VALUE MEASUREMENTS (IND AS 113):

The fair values of the financial assets and liabilities are included at the amount at which the instrument could be exchanged in an orderly transaction in the principal (or most advantageous) market at measurement date under the current market condition regardless of whether that price is directly observable or estimated using other valuation techniques.

The Group has established the following fair value hierarchy that categorises the values into 3 levels. The inputs to valuation techniques used to measure fair value of financial instruments are:

Level 1: This hierarchy uses quoted (unadjusted) prices in active markets for identical assets or liabilities. The fair value of all bonds which are traded in the stock exchanges is valued using the closing price or dealer quotations as at the reporting date.

Level 2: The fair value of financial instruments that are not traded in an active market (For example traded bonds, over the counter derivatives) is determined using valuation techniques which maximize the use of observable market data and rely as little as possible on company specific estimates. The mutual fund units are valued using the closing Net Asset Value. If all significant inputs required to fair value an instrument are observable, the instrument is included in Level 2.

Level 3: If one or more of the significant inputs is not based on observable market data, the instrument is included in Level 3.

Notes to Consolidated Financial Statements (Continued)

₹ in Crores

NOTE 50(B) - FAIR VALUE MEASUREMENTS (IND AS 113): (Continued)

Particulars	Fair Value	
	As at March 31, 2018	As at March 31, 2017
Financial Assets at fair value through profit or loss		
Investments – Level 2	5,412.50	6,667.76
Investments – Level 3	23.59	15.31
Fair value Hedge Instruments		
Derivative assets – Level 2	121.52	215.82
Total	5,557.61	6,898.89
Fair value Hedge Instruments		
Derivative liability – Level 2	28.27	31.15
Total	28.27	31.15

The management assessed that cash and bank balances, trade receivables, trade payables, cash credits, commercial papers and other current assets and liabilities approximate their carrying amounts largely due to the short-term maturities of these instruments.

The following methods and assumptions were used to estimate the fair values:

- The fair values of the quoted investments/units of mutual fund schemes are based on market price/net asset value at the reporting date.
- The fair value of interest rate swaps is calculated as the present value of the estimated future cash flows based on observable yield curves and an appropriate discount factor.
- The fair value of forward foreign exchange contracts is calculated as the present value determined using forward exchange rates and interest rate curve of the respective currencies.
- The fair value of currency swap is calculated as the present value determined using forward exchange rates, currency basis spreads between the respective currencies, interest rate curves and an appropriate discount factor.
- The fair value of foreign currency option contracts is determined using the Black Scholes valuation model.
- The fair value of commodity swaps is calculated as the present value determined using the forward price and interest rate curve of the respective currency.
- The fair value of the remaining financial instruments is determined using discounted cash flow analysis. The discount rates used is based on management estimates.

The significant unobservable inputs used in the fair value measurement of the fair value hierarchy together with a quantitative sensitivity analysis as at March 31, 2018 and March 31, 2017 are as shown below:

Description of significant unobservable inputs to valuation:

Particulars	Valuation Technique	Significant unobservable inputs	Discounting Rate	Sensitivity of the input to fair value.
Investments in Unquoted instruments accounted for as fair value through Profit and Loss	DCF method	Average Cost of Borrowings to arrive at discount rate.	March 31 2018: 8.50% March 31 2017: 8.50%	0.5% (March 31 2018: 0.5%) increase (decrease) would result in increase (decrease) in fair value by ₹ (0.35) Crores (March 31 2017: ₹ (0.38) Crores)

Notes to Consolidated Financial Statements (Continued)

₹ in Crores

NOTE 50(B) - FAIR VALUE MEASUREMENTS (IND AS 113): (Continued)

Reconciliation of Level 3 Fair Value Measurements:

Balance as at March 31, 2016	14.05
Add: Change in Value of Investment in Preference Shares measured at FVTPL	1.10
Add: Purchase of Investment during the year	0.16
Balance as at March 31, 2017	15.31
Add: Change in Value of Investment in Preference Shares measured at FVTPL	1.20
Add: Investment at Fair value on Loss of Control in Subsidiary	7.11
Add: Purchase of Investment during the year	0.02
Less: Sale of Investment during the year	(0.05)
Balance as at March 31, 2018	23.59

NOTE 51 - FINANCIAL RISK MANAGEMENT OBJECTIVES (IND AS 107):

The Group's principal financial liabilities, other than derivatives, comprises of borrowings, trade and other payables. The main purpose of these financial liabilities is to finance the Group's operations. The group's principal financial assets, other than derivatives include trade and other receivables, investments and cash and cash equivalents that derive directly from its operations.

The Group's activities expose it to market risk, liquidity risk and credit risk. Group's overall risk management focuses on the unpredictability of financial markets and seeks to minimise potential adverse effects on the financial performance of the group. The group uses derivative financial instruments, such as foreign exchange forward contracts, foreign currency option contracts, principal only swaps that are entered to hedge foreign currency risk exposure, interest rate swaps to hedge variable interest rate exposure and commodity fixed price swaps to hedge commodity price risks. Derivatives are used exclusively for hedging purposes and not as trading or speculative instruments.

The several sources of risks which the group is exposed to and their management are given below:

Risk	Exposure Arising From	Measurement	Management
I) Market Risk			
(A) Foreign Currency Risk	Committed commercial transaction Financial asset and liabilities not denominated in INR	Cash Flow Forecasting Sensitivity Analysis	(a) Forward foreign exchange contracts (b) Foreign currency options (c) Principal only/Currency swaps
(B) Interest Rate Risk	Long Term Borrowings at variable rates Investments in Debt Schemes of Mutual Funds and Other Debt Securities	Sensitivity Analysis, Interest rate movements	(a) Interest Rate swaps (b) Portfolio Diversification
(C) Commodity Price Risk	Movement in prices of commodities mainly Imported Thermal Coal and Pet Coke	Sensitivity Analysis, Commodity price tracking	(a) Commodity Fixed Prices (b) Swaps/Options
II) Credit Risk	Trade receivables, Investments, Derivative financial instruments, Loans and Bank balances	Aging analysis, Credit Rating	(a) Diversification of mutual fund investments, (b) Credit limit & credit worthiness monitoring, (c) Criteria based approval process
III) Liquidity Risks	Borrowings and Other Liabilities and Liquid Investments	Rolling cash flow forecasts Broker Quotes	(a) Adequate unused credit lines and borrowing facilities (b) Portfolio Diversification

Notes to Consolidated Financial Statements (Continued)

NOTE 51 - FINANCIAL RISK MANAGEMENT OBJECTIVES (IND AS 107): (Continued)

The Group has standard operating procedures and investment policy for deployment of surplus liquidity, which allows investment in debt securities and mutual fund schemes of debt categories only and restricts the exposure in equity markets.

Compliances of these policies & principles are reviewed by internal auditors on periodical basis.

The Corporate treasury team updates the Audit Committee on a quarterly basis about the implementation of the above policies. It also updates to the Internal Risk Management Committee of the Group on periodical basis about the various risks to the business and status of various activities planned to mitigate the risks.

I) Market Risk:

Market risk is the risk of loss of future earnings, fair values or future cash flows that may result from a change in the price of a financial instrument. The value of a financial instrument may change as a result of changes in the interest rates, foreign currency exchange rates, commodity prices, equity prices and other market changes that affect market risk sensitive instruments. Market risk is attributable to all market risk sensitive financial instruments including investments and deposits, foreign currency receivables, payables and borrowings.

(A) Foreign Currency Risk:

Foreign currency risk is the risk of impact related to fair value or future cash flows of an exposure in foreign currency, which fluctuate due to changes in foreign exchange rates. The Company's exposure to the risk of changes in foreign exchange rates relates primarily to the foreign currency borrowings, import of fuels, raw materials & spare parts, capital expenditure, exports of cement and the Company's net investments in foreign subsidiaries.

When a derivative is entered into for the purpose of being a hedge, the Company negotiates the terms of those derivatives to match the terms of the hedged exposure.

The Company evaluates exchange rate exposure arising from foreign currency transactions. The Company follows established risk management policies and standard operating procedures. It uses derivative instruments like foreign currency swaps and forwards to hedge exposure to foreign currency risk.

In Crores

Outstanding foreign currency exposure (Gross) as at	March 31, 2018	March 31, 2017
Trade receivables		
USD	0.83	0.37
Euro	0.10	0.09
Others	0.01	-
Trade Payables		
USD	1.30	0.29
Euro	0.75	0.18
Others	0.02	-
Borrowings		
USD	21.14	26.14
Investments		
USD	6.92	6.92

Notes to Consolidated Financial Statements (Continued)

₹ in Crores

NOTE 51 - FINANCIAL RISK MANAGEMENT OBJECTIVES (IND AS 107): (Continued)

Foreign currency sensitivity on unhedged exposure:

100 bps increase or decrease in foreign exchange rates will have the following impact on profit before tax.

Particulars	As at March 31, 2018	As at March 31, 2017
USD	(4.51)	(4.49)
Others	(0.01)	-

Note: If the rate is decreased by 100 bps profit will increase by an equal amount.

(B) Interest rate risk:

Interest rate risk is the risk that the fair value or future cash flows of a financial instrument will fluctuate because of changes in market interest rates. The Group's exposure to the risk of changes in market interest rates relates primarily to the Group's short term borrowing (excluding commercial paper) with floating interest rates. For all long-term borrowings with floating rates, the risk of variation in the interest rates is mitigated through interest rate swaps. The Group constantly monitors the credit markets and rebalances its financing strategies to achieve an optimal maturity profile and financing cost.

Interest rate exposure

Particulars	Total borrowings	Floating rate borrowings	Fixed rate borrowings	Non-Interest bearing borrowings
INR	16,041.51	10,563.86	5,187.97	289.68
USD	3,392.46	29.36	3,363.10	-
AED	16.98	16.98	-	-
BDT	27.21	27.21	-	-
BHD	2.06	2.06	-	-
Total as at March 31, 2018	19,480.22	10,639.47	8,551.07	289.68
INR	4,545.07	436.80	3,804.04	304.23
USD	3,866.08	-	3,866.08	-
AED	0.74	0.74	-	-
BDT	61.37	61.37	-	-
BHD	1.23	1.23	-	-
Total as at March 31, 2017	8,474.49	500.14	7,670.12	304.23

Note: Interest rate risk hedged for FCY borrowings has been shown under Fixed Rate borrowings.

Interest rate sensitivities for unhedged exposure (impact of increase in 100 bps):

Particulars	As at March 31, 2018	As at March 31, 2017
INR	(105.64)	(4.37)
AED	(0.17)	(0.01)
BHD	(0.29)	(0.01)
BDT	(0.27)	(0.61)
USD	(0.02)	-

Note: If the rate is decreased by 100 bps profit will increase by an equal amount.

Notes to Consolidated Financial Statements (Continued)

NOTE 51 - FINANCIAL RISK MANAGEMENT OBJECTIVES (IND AS 107): (Continued)

Interest rate sensitivity has been calculated assuming the borrowings outstanding at reporting date have been outstanding for the entire reporting period. Further, the calculations for the unhedged floating rate borrowing have been done on the notional value of the foreign currency (excluding the revaluation).

Foreign Currency and Interest Rate Risk Management:

Forward Exchange and Interest Rates Swaps Contracts:

(A) Derivatives for hedging currency and interest rates, outstanding are as under:

In Crores

Particulars	Hedged item	Currency	As at March 31, 2018	As at March 31, 2017	Cross Currency
(a) Forward Contracts	Imports	USD	6.47	6.09	Rupees
	Imports	Euro	0.15	0.31	Rupees
	Imports	Euro	1.11	1.66	USD
(b) Other Derivatives:					
i) Currency & Interest Rate Swap (CIRS)	ECB*	USD	9.82	22.14	Rupees
ii) Principal only Swap	ECB*	USD	11.32	4.00	Rupees
	Imports	Euro	0.05	-	USD
iii) Interest Rate Swap	ECB*	USD	11.32	4.00	USD
	ECB*	USD	30.50	33.50	AED

* External Commercial Borrowings

(B) Cash Flow Hedges: The Company has raised foreign currency external commercial borrowings and to mitigate the risk of foreign currency and floating interest rates the Company has taken forward contracts, currency swaps, interest rates swaps and principal only swaps. The Company is following hedge accounting for all the foreign currency borrowings raised on or after April 01, 2015 based on qualitative approach.

The Company assesses hedge effectiveness based on following criteria:

- i) an economic relationship between the hedged item and the hedging instrument;
- ii) the effect of credit risk; and
- iii) assessment of the hedge ratio

The Company designates the derivatives to hedge its currency risk and generally applies a hedge ratio of 1:1. The Company's policy is to match the critical terms of the forward exchange contracts to match with the hedged item.

Foreign currency cash flows:

Particulars	As at	Average Exchange Rate (USD/INR)	Nominal Foreign Currency USD Crores	Fair Value Assets (Liabilities) ₹ in Crores
Buy Currency for External Commercial Borrowings (USD)	March 31, 2018	65.19	7.32	(10.90)
Buy Currency for External Commercial Borrowings (USD)	March 31, 2017	67.05	2.32	(9.02)

Notes to Consolidated Financial Statements (Continued)

NOTE 51 - FINANCIAL RISK MANAGEMENT OBJECTIVES (IND AS 107): (Continued)

Particulars	As at	Average Exchange Rate (USD/Euro)	Nominal Foreign Currency Euro Crores	Fair Value Assets (Liabilities) ₹ in Crores
Buy Currency for Imports (Euro)	March 31, 2018	1.25	0.05	3.66

Interest rates outstanding on Receive Floating and Pay Fix contracts:

Particulars	As at	Average contracted fixed interest rates*	Nominal Amount USD Crores	Fair Value Assets (Liabilities) ₹ in Crores
2 to 5 years	March 31, 2018	2.21%	37.82	74.48
2 to 5 years	March 31, 2017	1.39%	35.82	60.50

Cross Currency and Interest rate Swaps:

Particulars	As at	Average contracted fixed interest rates*	Average Exchange Rate (USD/INR)	Nominal Amount USD Crores	Fair Value Assets (Liabilities) ₹ in Crores
2 to 5 years	March 31, 2018	7.79%	67.49	7.32	(23.57)
2 to 5 years	March 31, 2017	7.79%	67.49	7.32	(26.19)

* Includes weighted average rate for Cross Currency Interest Rate Swaps, Principal Only Swap and Coupon Swaps.

The above Hedging Instruments are included in the Balance Sheet under the head "Other Financial Assets"/ "Other Financial Liabilities".

Refer Statement of changes in equity for movement on OCI.

Recognition of gains / (losses) under forward exchange and interest rates swaps contracts designated under cash flows hedges:

₹ in Crores

Particulars	As at March 31, 2018		As at March 31, 2017	
	Effective Hedge (OCI)	Ineffective Hedge (Profit and Loss)	Effective Hedge (OCI)	Ineffective Hedge (Profit and Loss)
Gain / (Loss)	10.05	-	65.45	-

(C) Commodity price risk management:

Commodity price risk for the Company is mainly related to fluctuations in coal and pet coke prices linked to various external factors, which can affect the production cost of the Company. Since the Energy costs is one of the primary costs drivers, any fluctuation in fuel prices can lead to drop in operating margin. To manage this risk, the Company enters into forward covers for imported coal, enter into long-term supply agreement for pet coke, identifying new sources of supply etc. While forward covers are prevailing in the markets for coal but in case of pet coke no such derivative available; it has to be procured at spot prices. Additionally, processes and policies related to such risks are reviewed and controlled by senior management and fuel requirement are monitored by the central procurement team.

II) Credit Risk Management:

Credit risk arises when a customer or counterparty does not meet its obligations under a financial instrument or customer contract, leading to a financial loss. The Group is exposed to credit risk from its operating activities

Notes to Consolidated Financial Statements (Continued)

NOTE 51 - FINANCIAL RISK MANAGEMENT OBJECTIVES (IND AS 107): (Continued)

(primarily trade receivables) and from its financing / investing activities, including deposits with banks, mutual fund investments and investments in debt securities, foreign exchange transactions and financial guarantees. The Group has no significant concentration of credit risk with any counterparty.

Trade receivables

Trade receivables are consisting of a large number of customers. The Group has credit evaluation policy for each customer and based on the evaluation credit limit of each customer is defined. Wherever the Group assesses the credit risk as high the exposure is backed by either bank guarantee / letter of credit or security deposits.

Total Trade receivables as on March 31, 2018 is ₹ 2,227.96 Crores (March 31, 2017 ₹ 1,757.09 Crores)

The Group does not have higher concentration of credit risks to a single customer. Single largest customer has total exposure in sales 1.8% (March 31, 2017 2.1%) and in receivables 6.7% (March 31, 2017 5.6%).

The Group follows global provisioning policy to mitigate the risk of default payments and makes appropriate provision at each reporting date wherever outstanding is for longer period and involves higher risk.

As per policy receivables are classified into different buckets based on the overdue period ranging from 6 months – one year to more than two years. There are different provisioning norms for each bucket which are ranging from 20% to 100%.

Movement of provision for doubtful debts:

₹ in Crores		
Particulars	March 31, 2018	March 31, 2017
Opening provision	35.85	20.61
Add: Provided during the year	5.85	16.63
Less: Utilised during the year	(0.04)	(1.39)
Closing Provision	41.66	35.85

Investments, Derivative Instruments, Cash and Cash Equivalent and Bank Deposit

Credit Risk on cash and cash equivalent, deposits with the banks / financial institutions is generally low as the said deposits have been made with the banks / financial institutions who have been assigned high credit rating by international and domestic rating agencies.

Credit Risk on Derivative Instruments is generally low as Group enters into the Derivative Contracts with the reputed Banks and Financial Institutions.

Investments of surplus funds are made only with approved Financial Institutions / Counterparty. Investments primarily include investment in units of mutual funds, Quoted Bonds, Non-Convertible Debentures issued by Government / Semi Government Agencies / PSU Bonds / High Investment grade corporates etc. These Mutual Funds and Counterparties have low credit risk.

Total Non-current and current investments as on March 31, 2018 is ₹ 5,412.50 Crores (March 31, 2017 ₹ 6,667.76 Crores).

III) Liquidity risk management:

Liquidity risk is defined as the risk that the Group will not be able to settle or meet its obligations on time or at reasonable price. Prudent liquidity risk management implies maintaining sufficient cash and marketable securities and the availability of funding through an adequate amount of credit facilities to meet obligations when due. The Group's treasury team is responsible for liquidity, funding as well as settlement management. In addition, processes and policies related to such risks are overseen by senior management. Management monitors the Group's liquidity position through rolling forecasts on the basis of expected cash flows.

Notes to Consolidated Financial Statements (Continued)

₹ in Crores

NOTE 51 - FINANCIAL RISK MANAGEMENT OBJECTIVES (IND AS 107): (Continued)

The table below provides details regarding the remaining contractual maturities of financial liabilities and investments held for managing the risk at the reporting date based on contractual undiscounted payments.

As at March 31, 2018	Less than 1 year	1 to 5 years	More than 5 Years	Total
Borrowings (including current maturities of long-term debts)	3,620.77	5,167.87	10,691.58	19,480.22
Trade Payables	2,504.05	-	-	2,504.05
Interest accrued but not due on borrowings	166.93	-	-	166.93
Other Financial Liabilities (excluding Derivative Liability)	1,391.47	-	-	1,391.47
Derivative Liability	-	28.27	-	28.27
Investments	3,949.12	1,106.72	356.66	5,412.50

As at March 31, 2017	Less than 1 year	1 to 5 years	More than 5 Years	Total
Borrowings (including current maturities of long-term debts)	2,103.65	5,199.98	1,170.86	8,474.49
Trade Payables	1,849.21	8.13	-	1,857.34
Interest accrued but not due on borrowings	144.04	-	-	144.04
Other Financial Liabilities (excluding Derivative Liability)	1,109.03	0.01	-	1,109.04
Derivative Liability	-	31.15	-	31.15
Investments	5,411.01	762.65	494.10	6,667.76

NOTE 52 - DISTRIBUTION MADE AND PROPOSED (Ind AS 1):

Particulars	Year Ended March 31, 2018	Year Ended March 31, 2017
Proposed dividends on Equity shares:		
Final dividend for the year ended on March 31, 2018: ₹ 10.50 per share (March 31, 2017: ₹ 10 per share)	288.34	274.51
DDT on proposed dividend	59.27	55.88
Proposed dividends on Preference shares:		
Final dividend for the year ended on March 31, 2018	0.01	-
DDT on proposed dividend (FY 2017-18 : ₹ 17,098)	-	-
Total Dividend proposed	347.62	330.39

Proposed dividends on equity shares are subject to approval at the annual general meeting and are not recognised as a liability (including Dividend Distribution Tax thereon) as at March 31.

NOTE 53 - CAPITAL MANAGEMENT (Ind AS 1):

The capital management of the Company is to (a) maximise shareholder value and provide benefits to other stakeholders and (b) maintain an optimal capital structure to reduce the cost of capital.

Notes to Consolidated Financial Statements (Continued)

NOTE 53 - CAPITAL MANAGEMENT (Ind AS 1): (Continued)

For the purposes of the Group's capital management, capital includes issued equity share capital, share premium and all other equity.

The Group monitors capital using debt-equity ratio, which is total debt less liquid investments and bank deposits divided by total equity.

₹ in Crores

Particulars	As at March 31, 2018	As at March 31, 2017
Total Debt (Bank and other Borrowings)	19,480.22	8,474.49
Equity	26,381.16	24,391.89
Liquid Investments and bank deposits	5,564.01	8,865.08
Debt to Equity (Net)	0.53	[0.02]

In addition, the Group has financial covenants relating to the borrowing facilities that it has taken from the lenders like interest coverage service ratio, Debt to EBITDA etc. which is maintained by the Group.

NOTE 54 - RESEARCH AND DEVELOPMENT:

Revenue expenditure on Research and Development included in different heads of expenses in the Statement of Profit and Loss is ₹ 14.04 Crores. (March 31, 2017 ₹ 13.31 Crores).

NOTE 55 - CORPORATE SOCIAL RESPONSIBILITY:

Expenditure incurred in cash on Corporate Social Responsibility activities, included in different heads of expenses in the Consolidated Statement of Profit and Loss is ₹ 60.71 Crores (March 31, 2017 ₹ 54.15 Crores) and account of capital expenditure ₹ 0.96 Crores (March 31, 2017 ₹ Nil Crores).

The amount required to be spent under Section 135 of the Companies Act, 2013 for the year ended March 31, 2018 is ₹ 58.91 Crores (March 31, 2017 ₹ 53.36 Crores) i.e. 2% of average net profits for last three financial years, calculated as per section 198 of the Companies Act, 2013.

NOTE 56 - GOVERNMENT GRANT (Ind AS 20):

- Other Operating Revenues include Incentives against capital investments, under State Investment Promotion Scheme of ₹ 300.55 Crores (March 31, 2017 ₹ 126.38 Crores).
- Sales Tax deferment loan granted under State Investment Promotion Scheme has been considered as a government grant and the difference between the fair value and nominal value as on date is recognised as an income. Accordingly, an amount of ₹ 3.86 Crores (March 31, 2017: ₹ 17.82 Crores) has been recognised as an income. Every year change in fair value is accounted for as an interest expense.
- Interest, Wages Expenses and Repairs to plant and machinery are net of subsidy received, under State Investment Promotion Scheme of ₹ 5.81 Crores (March 31, 2017 ₹ 26.91 Crores), ₹ Nil Crores (March 31, 2017 ₹ 3.70 Crores) and ₹ 0.98 Crores (March 31, 2017 ₹ 1.55 Crores) respectively.

NOTE 57 - ASSETS HELD FOR DISPOSAL (Ind AS 105):

The Group has identified certain assets like Aggregate Mines, Waste Heat Recovery System, Vibrating Mill, Pre Grinders for cement mill etc which are available for sale in its present condition. The Group is committed to plan the sale of asset and an active programme to locate a buyer and complete the plan have been initiated. The Company expects to dispose off these assets within twelve months from its classification.

Notes to Consolidated Financial Statements (Continued)

₹ in Crores

NOTE 58 - OPERATING LEASE (Ind AS 17):

- (a) Future minimum rental payables under non-cancellable operating lease

Sr. No.	Particulars	Year Ended March 31, 2018	Year Ended March 31, 2017
i)	Not later than one year	15.73	16.30
ii)	Later than one year and not later than five years	57.81	61.32
iii)	More than five years	99.55	111.69

- (b) Operating lease payment recognised in the Statement of Profit and Loss amounting to ₹ 158.74 Crores (March 31, 2017 ₹ 148.58 Crores)

- (c) General Description of leasing agreements:

- Leased Assets: Land, Godowns, Offices, Flats, Machinery and Others.
- Future Lease rentals are determined on the basis of agreed terms.
- At the expiry of lease terms, the Company has an option to return the assets or extend the term by giving notice in writing.
- Lease agreements are generally cancellable and are renewable by mutual consent on mutually agreed terms.

NOTE 59 - INFORMATION AS PER THE REQUIREMENT OF SECTION 22 OF THE MICRO, SMALL AND MEDIUM ENTERPRISES DEVELOPMENT ACT, 2006:

Particulars	As at March 31, 2018	As at March 31, 2017
(a) i) The principal amount remaining unpaid to any supplier at the end of accounting year included in trade payables	9.73	2.87
ii) The interest due on above	0.01	-
The total of (i) & (ii)	9.74	2.87
(b) The amount of interest paid by the buyer in terms of section 16 of the Act	-	-
(c) The amount of the payment made to the supplier beyond the appointed day during the accounting year	-	-
(d) The amounts of interest accrued and remaining unpaid at the end of financial year	0.01	-
(e) The amount of interest due and payable for the period of delay in making payment (which have been paid but beyond the due date during the year) but without adding the interest specified under this Act.	-	-

The above information has been determined to the extent such parties have been identified on the basis of information available with the Company and the same has been relied upon by the auditors.

Notes to Consolidated Financial Statements (Continued)

NOTE 60 - ADDITIONAL INFORMATION AS REQUIRED BY PARAGRAPH 2 OF PART III - GENERAL INSTRUCTION FOR PREPARATION OF CFS OF SCHEDULE III OF THE COMPANIES ACT, 2013:

Sr. No.	Name of the entity in the group	Net Assets i.e. total assets minus total liabilities		Share in profit or loss		Share in Other Comprehensive Income (OCI)		Share in Total Comprehensive Income (TCI)	
		As % of consolidated net assets	Amount (₹ Crores)	As % of consolidated profit / loss	Amount (₹ Crores)	As % of consolidated OCI	Amount (₹ Crores)	As % of consolidated TCI	Amount (₹ Crores)
1	Parent	95.93%	25,320.88	99.73%	2,218.36	65.54%	29.94	99.04%	2,248.30
2	Subsidiaries								
	Indian								
	(i) Dakshin Cements Limited	0.00%	(0.00)	0.00%	-	-	-	0.00%	-
	(ii) Harish Cement Limited	0.59%	153.81	0.00%	-	-	-	0.00%	-
	(iii) Bhagwati Lime Stone Company Private Limited	0.01%	1.77	0.00%	(0.05)	-	-	0.00%	(0.05)
	(iv) Gotan Lime Stone Khanij Udyog Private Limited	0.08%	21.00	-0.02%	(0.43)	-	-	-0.02%	(0.43)
	Foreign								
	(i) UltraTech Cement Lanka (Private) Limited	0.39%	104.06	0.41%	9.12	0.00%	-	0.40%	9.12
	(ii) UltraTech Cement Middle East Investments Limited	2.91%	768.12	-0.22%	(4.81)	34.46%	15.74	0.48%	10.93
	(iii) PT UltraTech Mining Indonesia	0.00%	0.45	0.00%	-	-	-	0.00%	-
	(iv) PT UltraTech Investment Indonesia	0.00%	0.26	0.00%	0.11	-	-	0.00%	0.11
3	Non-Controlling Interests in Subsidiaries								
	Foreign								
	(i) UltraTech Cement Lanka (Private) Limited	0.06%	15.97	0.10%	2.29	0.00%	-	0.10%	2.29
	(ii) PT UltraTech Mining Indonesia	0.00%	0.12	0.00%	-	-	-	0.00%	-
	(iii) PT UltraTech Investment Indonesia	0.00%	(0.07)	0.00%	-	-	-	0.00%	-
4	Joint Venture-Indian								
	Bhaskarpara Coal Company Limited	0.02%	6.50	0.00%	0.01	-	-	0.00%	0.01
5	Associate-Indian								
	(i) Madanpur (North) Coal Company Limited	0.00%	0.83	0.00%	(0.10)	-	-	0.00%	(0.10)
	(ii) Aditya Birla Renewable SPV 1 Limited	0.01%	3.48	0.00%	(0.04)	-	-	0.00%	(0.04)
	Total	100%	26,397.18	100%	2,224.46	100%	45.68	100%	2,270.14

NOTE 61 -

In March 2018, the Ministry of Corporate Affairs issued the Companies (Indian Accounting Standards) Amendment Rules, 2018, notifying Ind AS 115 'Revenue from Contracts with Customers', which replaces Ind AS 11 'Construction Contracts' and Ind AS 18 'Revenue'. Except for the disclosure requirements, the new standard will not materially impact the Company's financial statements. The amendment will come into force from April 01, 2018.

Notes to Consolidated Financial Statements (Continued)

NOTE 62 -

Effective July 01, 2017, sales are recorded net of GST whereas earlier sales were recorded gross of excise duty which formed part of expenses. Hence revenue from operations for the year ended March 31, 2018 are not comparable with the previous year corresponding figures.

NOTE 63 -

- (a) Other income for year ended March 31, 2018 includes reversal of earlier years provision of ₹ 103.79 Crores related to contribution towards District Mineral Fund (DMF) under the Mines and Mineral (Development and Regulation) Amendment Act, 2015, on the basis of Supreme Court Judgment dated October 13, 2017 (March 31, 2017 ₹ Nil Crores).
- (b) Other income for year ended March 31, 2017 includes ₹ 137.77 Crores being provisions no longer required.

NOTE 64 -

Previous year figures have been regrouped / reclassified wherever necessary to correspond with current year classification / disclosure.

Signatures to Note '1' to '64'

In terms of our report attached.

For and on behalf of the Board of Directors

For **B S R & Co. LLP**
Chartered Accountants
Firm Registration No: 101248W/W-100022

For **Khimji Kunverji & Co.**
Chartered Accountants
Firm Registration No: 105146W

K. K. MAHESHWARI
Managing Director

S. B. MATHUR
Director

VIJAY MATHUR
Partner
Membership No: 46476

KETAN VIKAMSEY
Partner
Membership No: 44000

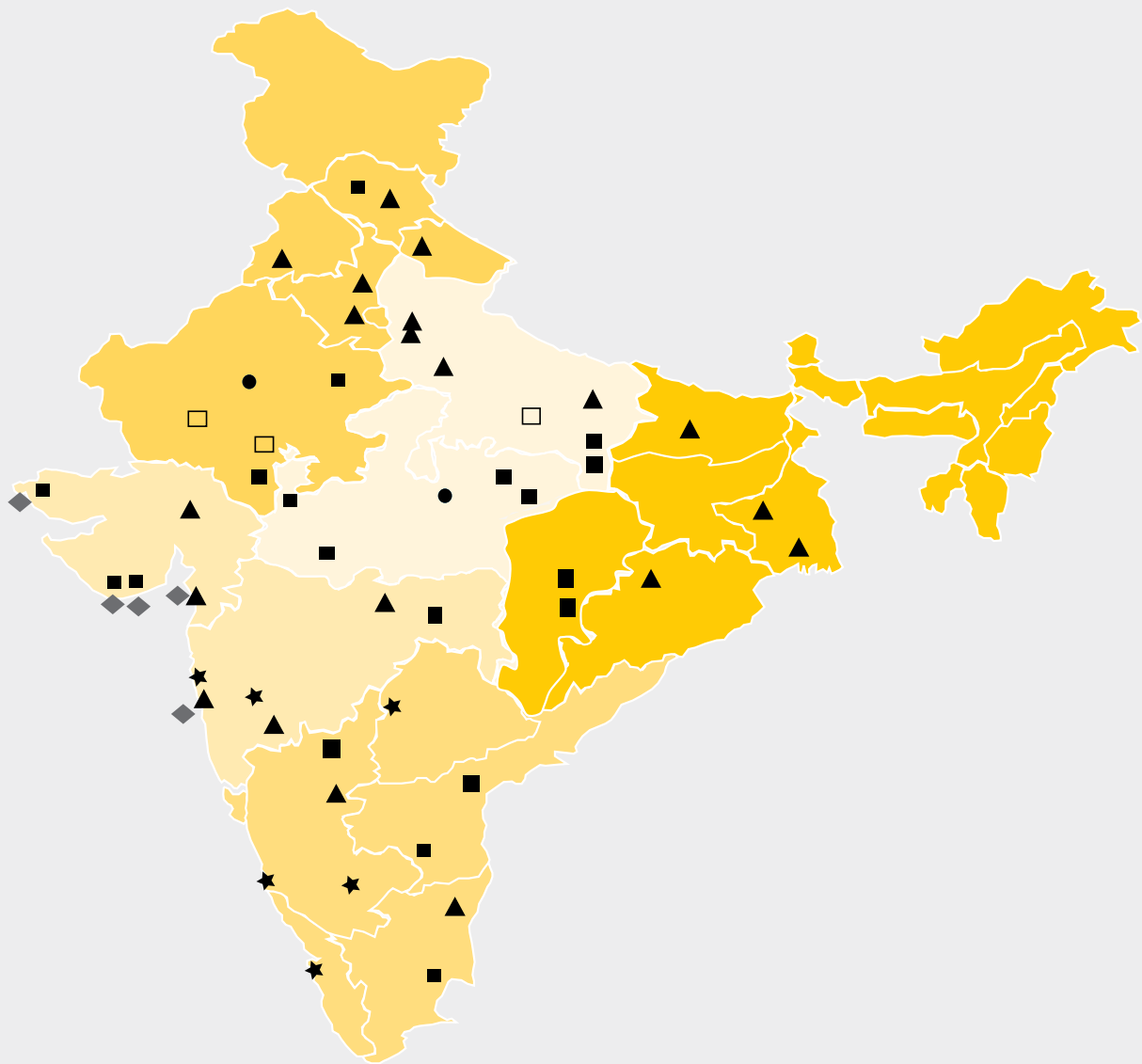
ATUL DAGA
Whole-time Director and CFO

Mumbai: April 25, 2018

S. K. CHATTERJEE
Company Secretary

[illegible]

UltraTech – India footprint



Map is used for representation purposes only

- UTCL Integrated Unit (19)
- ▲ UTCL Grinding Unit (20)
- ★ UTCL Bulk Terminals (6 Sea + Rail)
- ◆ Jetty (5)
- White Cement & Putty Units (2)
- Under Commissioning (3)



UltraTech Cement Limited
B Wing, Ahura Centre, 2nd Floor,
Mahakali Caves Road, Andheri (East),
Mumbai - 400 093

www.ultratechcement.com