

Ref. No. Z-IV/R-39/D-2/NSE/207 & 174

Date: May 21, 2025

National Stock Exchange of India Ltd. Listing Deptt., Exchange Plaza, Bandra Kurla Complex, Bandra (E), Mumbai - 400051	BSE Ltd. Floor - 25, Phiroze Jeejeebhoy Towers, Dalal Street, Mumbai-400001
NSE Symbol: UNOMINDA	BSE Scrip: 532539

Sub: Investor Presentation

Dear Sirs,

Please find enclosed the Investor Presentation for the Q4 for the Financial Year 2025.

The copy of the aforesaid Investor Presentation is also available on the website of the Company www.unominda.com.

This is for your information and record please.

Thanking you.

Yours faithfully,

For Uno Minda Limited



Tarun Kumar Srivastava
Company Secretary & Compliance Officer
ICSI Mem. No. A11994
Place: Manesar





— DRIVING THE NEW —

INVESTOR PRESENTATION
May 2025



This presentation and the accompanying slides (the “Presentation”), has been prepared by Uno Minda Limited (the “Company”), solely for information purposes and do not constitute any offer, recommendation or invitation to purchase or subscribe for any securities, and shall not form the basis or be relied on in connection with any contract or binding commitment whatsoever. No offering of securities of the Company will be made except by means of a statutory offering document containing detailed information about the Company.

This Presentation has been prepared by the Company based on information and data which the Company considers reliable, but the Company makes no representation or warranty, express or implied, whatsoever, and no reliance shall be placed on, the truth, accuracy, completeness, fairness and reasonableness of the contents of this Presentation. This Presentation may not be all inclusive and may not contain all of the information that you may consider material. Any liability in respect of the contents of, or any omission from, this Presentation is expressly excluded.

Certain matters discussed in this Presentation may contain statements regarding the Company’s market opportunity and business prospects that are individually and collectively forward-looking statements. Such forward-looking statements are not guarantees of future performance and are subject to known and unknown risks, uncertainties and assumptions that are difficult to predict. These risks and uncertainties include, but are not limited to, the performance of the Indian economy and of the economies of various international markets, the performance of the auto ancillary industry in India and world-wide, competition, the company’s ability to successfully implement its strategy, the Company’s future levels of growth and expansion, technological implementation, changes and advancements, changes in revenue, income or cash flows, the Company’s market preferences and its exposure to market risks, as well as other risks. The Company’s actual results, levels of activity, performance or achievements could differ materially and adversely from results expressed in or implied by this Presentation. The Company assumes no obligation to update any forward-looking information contained in this Presentation. Any forward-looking statements and projections made by third parties included in this Presentation are not adopted by the Company and the Company is not responsible for such third-party statements and projections.

CONTENT

01.	Industry Highlights	04
02.	Operational Highlights	05
03.	Financial Highlights	07
04.	Business Review	10
05.	Annexures	22
06.	Overview: Uno Minda Group	25

INDUSTRY HIGHLIGHTS FOR Q4 FY25

Auto Industry growth across all Segments

Growth in 2W segment by 6% with rising rural demand

PV & CV segment grows by 5% & 3% resp. with continued infrastructure led momentum and expansion of e-commerce sector

e-2W Registration achieved 1 Mn milestone

e-2W registration crossed 1 Mn nos first time with sales at 1.14 Mn units for FY 25, YoY growth of 22%

European Auto Industry continue to face headwinds

The European auto industry continues to face headwinds with cheaper imports and high production cost in region

India UK FTA may provide new opportunity

Reduction of duties to near 0% by UK on goods imported from India including auto components present new market for Indian auto comp Industry



KEY OPERATIONAL HIGHLIGHTS FOR Q4 FY25

Additional capacity of AW2W plant at Supa for 2 mn p.a. commissioned

Commercial production of additional capacity of 2 Mn pa wheels at 2W alloy wheel plant at Supa commissioned

Total installed capacity now reach 8 Mn wheels pa

Expansion of AW2W facility at Bawal

Board approved Capex for expansion of 2WAW capacity by additional 1.5 Mn pa at Bawal, Haryana
Expected SOP Q2 FY27

AW4W 30k facility commissioned

30K wheels per month facility of Alloy Wheel four wheeler at Bawal commissioned its commercial production

Partnership with Inovance transitioned to Joint venture

TLA with Inovance transitioned to Joint venture with Uno Minda holding a 70% majority stake
Inovance investment in JV is subject to regulatory approvals

Greenfield project for EV Powertrain products for 4W

Board approved setting up of Greenfield plant for EV Powertrain products at Khed city, Pune with estimated capex of Rs 423 Crores.
Phase 1 expected to be commissioned by Q2 FY27

Consolidation of 2W Lighting plant at north locations

Lighting plants at Sonipat and Bahadurgarh for 2W at different locations to be consolidated at Kharkhoda leading to operational efficiency and catering to future growth

FINANCIAL INFORMATION & RECENT UPDATES

KEY FINANCIAL HIGHLIGHTS FOR THE QUARTER

Group Revenues (Including JVs and Associates) (Unaudited) higher by 17% Y-o-Y

Rs 5,531 Cr

for the quarter

EBITDA higher by 11% Y-o-Y to

Rs 527 Cr

for the quarter

PAT (UML share excluding exceptional income) increased by 1% on Y-o-Y basis

Rs 266 Cr

for the quarter

Consolidated Revenues increased by 19% Y-o-Y to

Rs 4,528 Cr

for the quarter

EBITDA margin at

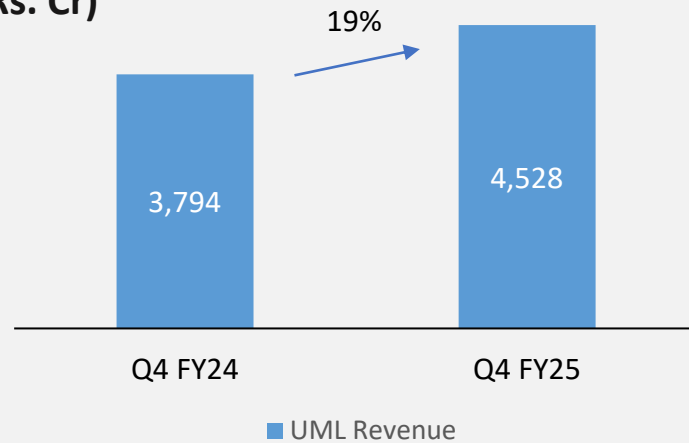
at 11.6%

for the quarter

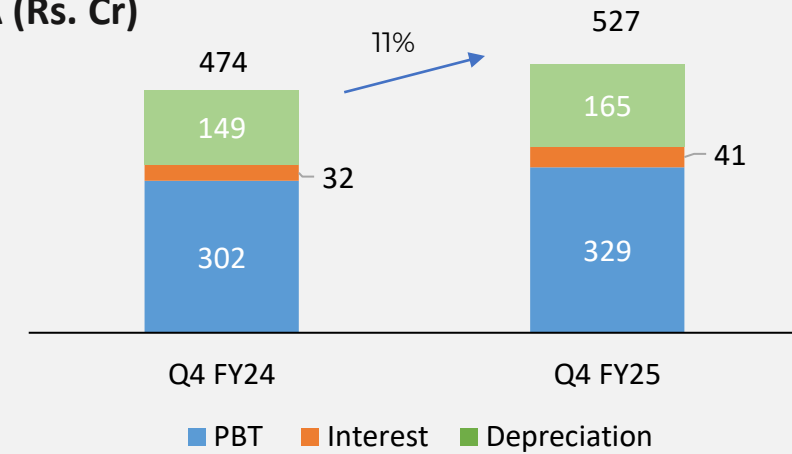


CONSOLIDATED FINANCIAL HIGHLIGHTS – Q4 FY25

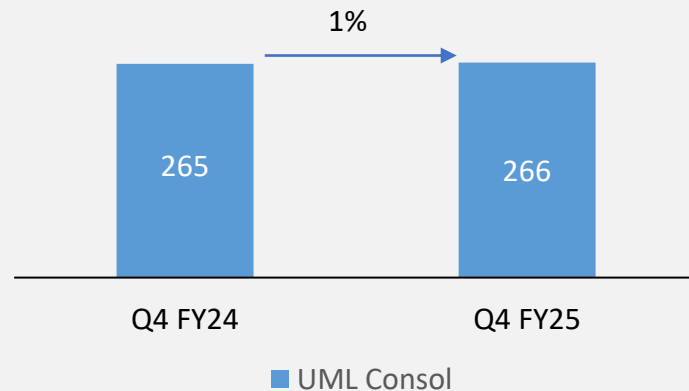
Revenue (Rs. Cr)



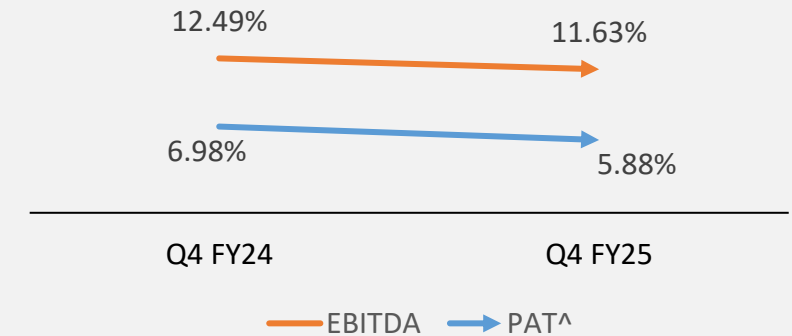
EBITDA (Rs. Cr)



PAT* (Rs. Cr)



Margin (%)

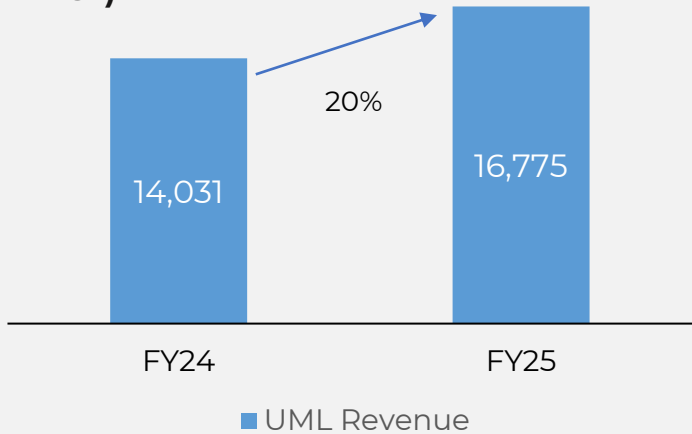


*PAT UML Share excluding exceptional income

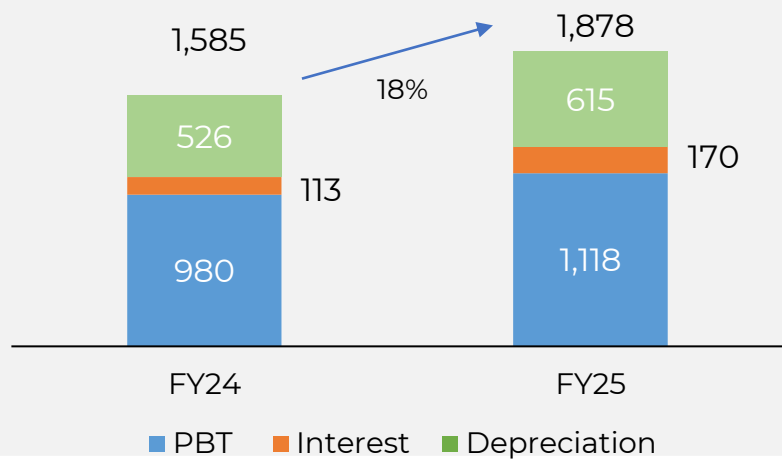
^PAT UML share excluding exceptional income

CONSOLIDATED FINANCIAL HIGHLIGHTS – FY25

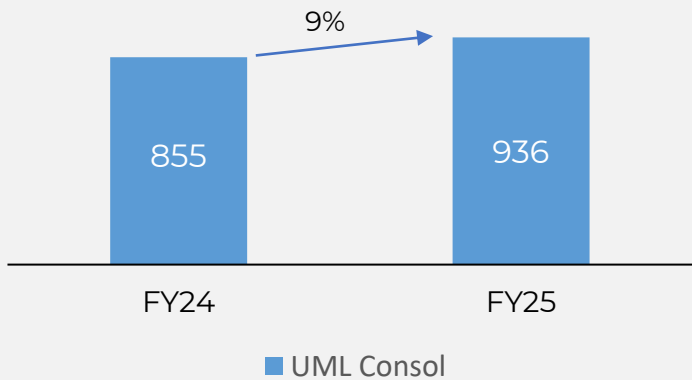
Revenue (Rs. Cr)



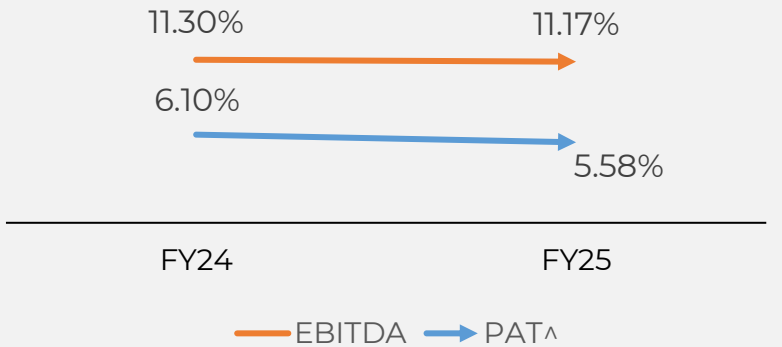
EBITDA (Rs. Cr)



PAT* (Rs. Cr)



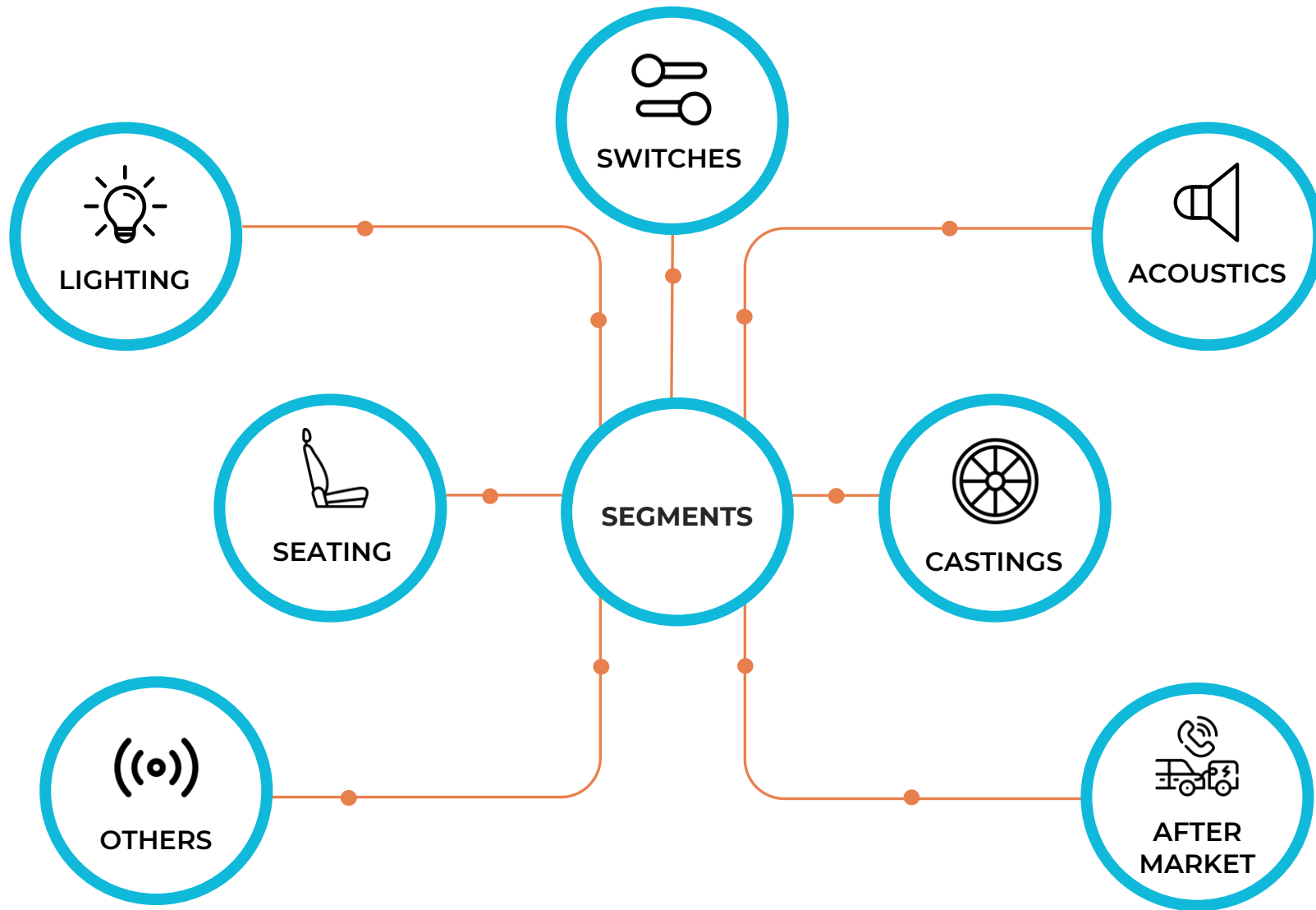
Margin (%)



*PAT UML Share excluding exceptional income

^PAT UML share excluding exceptional income

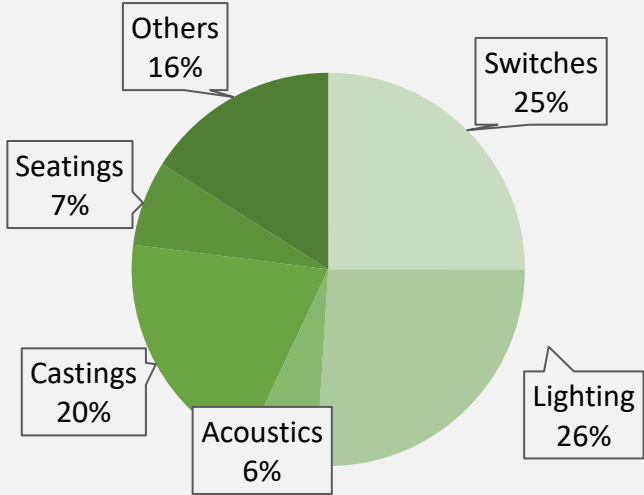
BUSINESS REVIEW



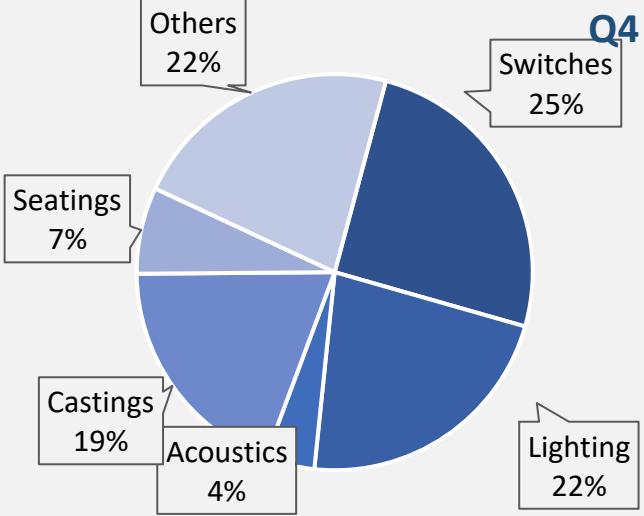
DIVISION-WISE REVENUE MIX

Quarter

Q4 FY24 (%)

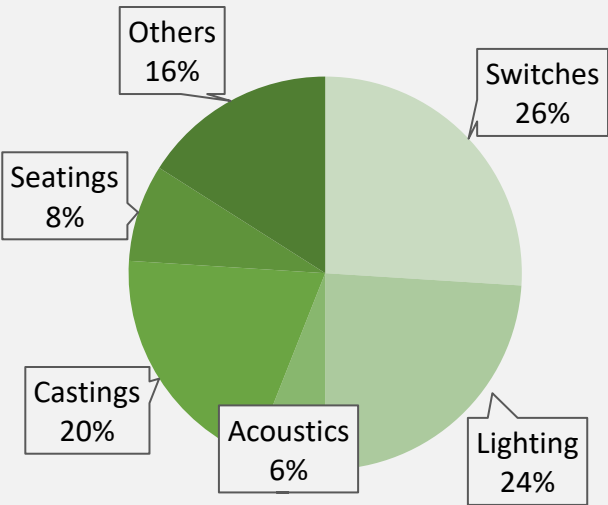


Q4 FY25 (%)

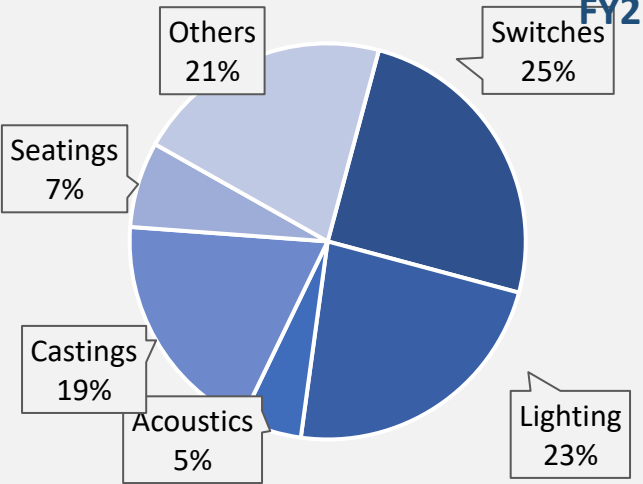


Year




FY24 (%)




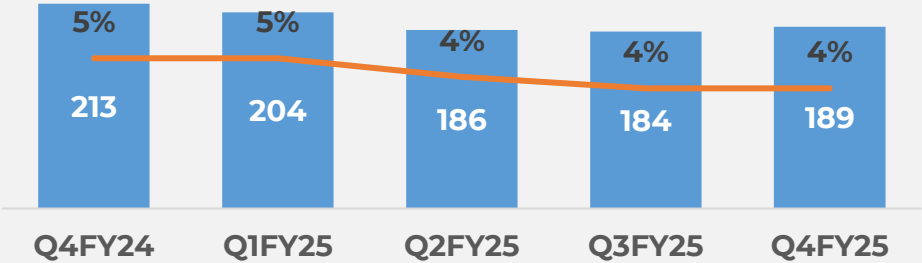

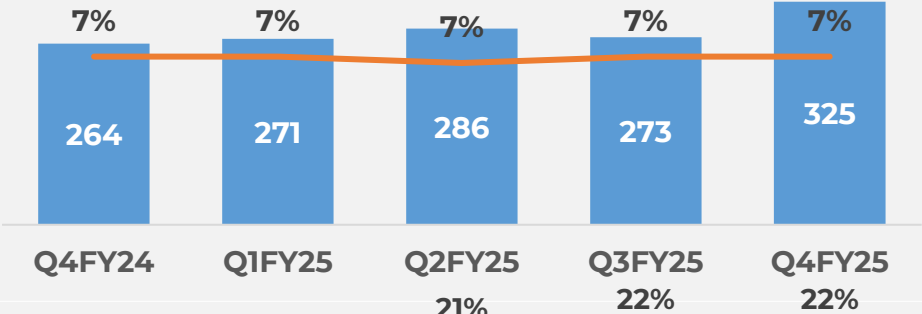

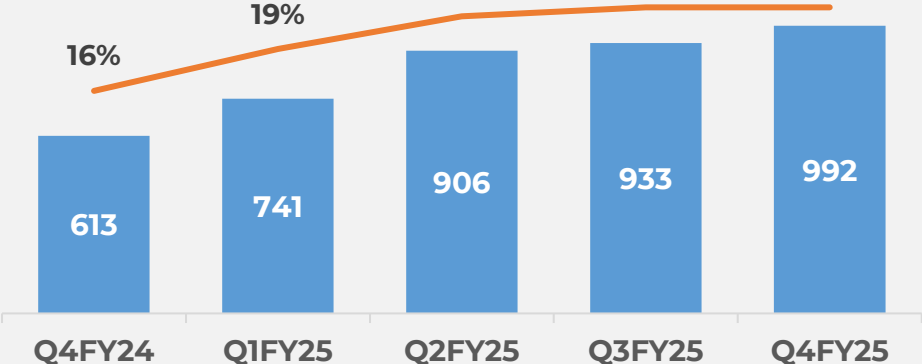
FY25 (%)



BUSINESS REVIEW

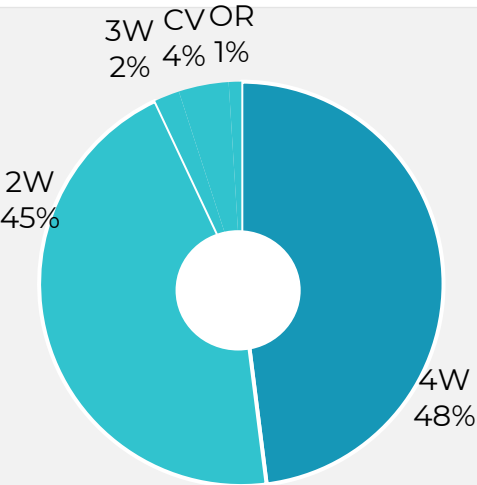
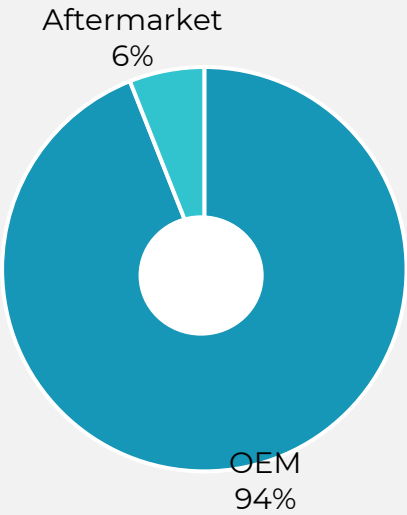
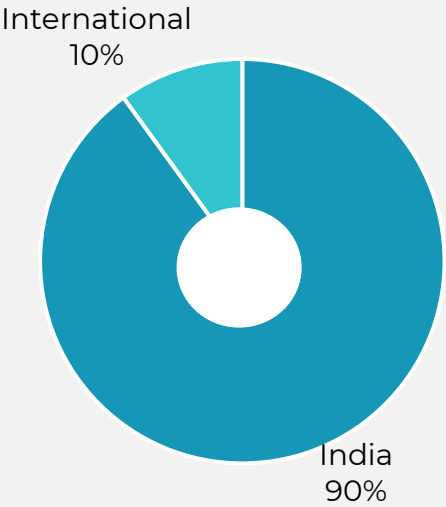
Product Segment	Revenue Growth (Figures in Rs. Cr)					Key updates
 Switches	25%	25%	25%	25%	25%	<ul style="list-style-type: none"> Increase in no of switches driving 4W Switch growth Exports of 2W Switches continued its growth
	963	958	1057	1045	1144	
 Lighting	26%	24%	23%	24%	22%	<ul style="list-style-type: none"> Commenced Greenfield 4W lighting plant project at Khed City Pune. Order for Lamps for an Autonomous Robotaxi being developed by a leading American technology company
	972	894	970	982	1018	
 Castings	20%	20%	20%	18%	19%	<ul style="list-style-type: none"> AW2W: Capacity Enhancement from 6 MPA to 8 MPA completed Announced capex for additional 1.5 MPA AW2W at Bawal AW4W 30K capacity commissioned in Q4FY25 First Phase of Kharkhoda AW4W to commence in Q2FY26
	770	750	842	768	860	
<div> <div></div> Revenue <div></div> Revenue Share </div>						

BUSINESS REVIEW

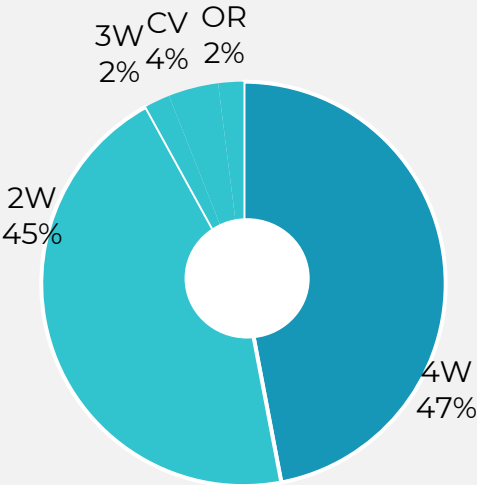
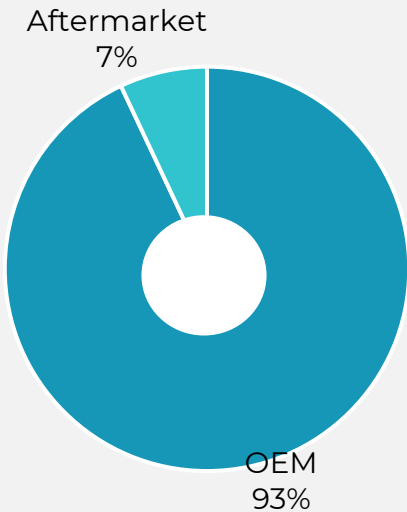
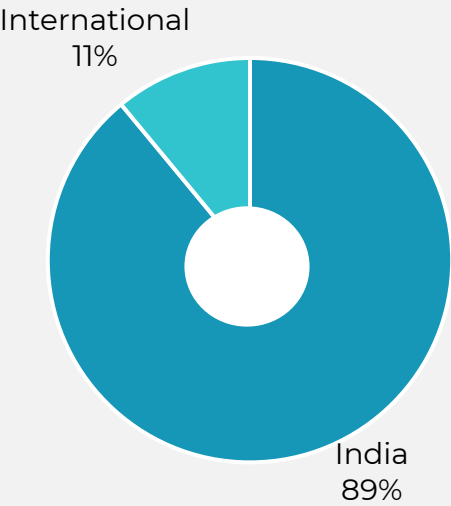
Product Segment	Revenue Growth (Figures in Rs. Cr)	Key updates																		
 Acoustic	 <table><thead><tr><th>Quarter</th><th>Revenue (Rs. Cr)</th><th>Revenue Share (%)</th></tr></thead><tbody><tr><td>Q4FY24</td><td>213</td><td>5%</td></tr><tr><td>Q1FY25</td><td>204</td><td>5%</td></tr><tr><td>Q2FY25</td><td>186</td><td>4%</td></tr><tr><td>Q3FY25</td><td>184</td><td>4%</td></tr><tr><td>Q4FY25</td><td>189</td><td>4%</td></tr></tbody></table>	Quarter	Revenue (Rs. Cr)	Revenue Share (%)	Q4FY24	213	5%	Q1FY25	204	5%	Q2FY25	186	4%	Q3FY25	184	4%	Q4FY25	189	4%	<ul style="list-style-type: none">Headwinds in European Auto market adversely impacting our European subsidiary Clarton Horn operations
Quarter	Revenue (Rs. Cr)	Revenue Share (%)																		
Q4FY24	213	5%																		
Q1FY25	204	5%																		
Q2FY25	186	4%																		
Q3FY25	184	4%																		
Q4FY25	189	4%																		
 Seating	 <table><thead><tr><th>Quarter</th><th>Revenue (Rs. Cr)</th><th>Revenue Share (%)</th></tr></thead><tbody><tr><td>Q4FY24</td><td>264</td><td>7%</td></tr><tr><td>Q1FY25</td><td>271</td><td>7%</td></tr><tr><td>Q2FY25</td><td>286</td><td>7%</td></tr><tr><td>Q3FY25</td><td>273</td><td>7%</td></tr><tr><td>Q4FY25</td><td>325</td><td>7%</td></tr></tbody></table>	Quarter	Revenue (Rs. Cr)	Revenue Share (%)	Q4FY24	264	7%	Q1FY25	271	7%	Q2FY25	286	7%	Q3FY25	273	7%	Q4FY25	325	7%	<ul style="list-style-type: none">Growth driven by supplies of pneumatic seats and bus passenger seats in domestic marketEuropean Agricultural Vehicles business remains challenging adversely impacting exports
Quarter	Revenue (Rs. Cr)	Revenue Share (%)																		
Q4FY24	264	7%																		
Q1FY25	271	7%																		
Q2FY25	286	7%																		
Q3FY25	273	7%																		
Q4FY25	325	7%																		
 Others	 <table><thead><tr><th>Quarter</th><th>Revenue (Rs. Cr)</th><th>Revenue Share (%)</th></tr></thead><tbody><tr><td>Q4FY24</td><td>613</td><td>16%</td></tr><tr><td>Q1FY25</td><td>741</td><td>19%</td></tr><tr><td>Q2FY25</td><td>906</td><td>21%</td></tr><tr><td>Q3FY25</td><td>933</td><td>22%</td></tr><tr><td>Q4FY25</td><td>992</td><td>22%</td></tr></tbody></table>	Quarter	Revenue (Rs. Cr)	Revenue Share (%)	Q4FY24	613	16%	Q1FY25	741	19%	Q2FY25	906	21%	Q3FY25	933	22%	Q4FY25	992	22%	<ul style="list-style-type: none">New orders for e-2W chargers, Wireless chargers, Temperature sensors
Quarter	Revenue (Rs. Cr)	Revenue Share (%)																		
Q4FY24	613	16%																		
Q1FY25	741	19%																		
Q2FY25	906	21%																		
Q3FY25	933	22%																		
Q4FY25	992	22%																		

REVENUE BREAKUP

Quarter



Year



Geography-wise Breakup

Channel-wise Breakup

Segment-wise Breakup

AFTERMARKET- EXPANDING B2C BUSINESS

Key Highlights

- Revenue of Rs. 279 Cr during the quarter
- Leadership position in major products categories
- Strong brand recall with loyal customer base

6,500+ SKUs

Switches, Horns, Lightings, Batteries, Filter, Indicator, Bulbs, RVMs, Braking, Shocks & struts and Accessories

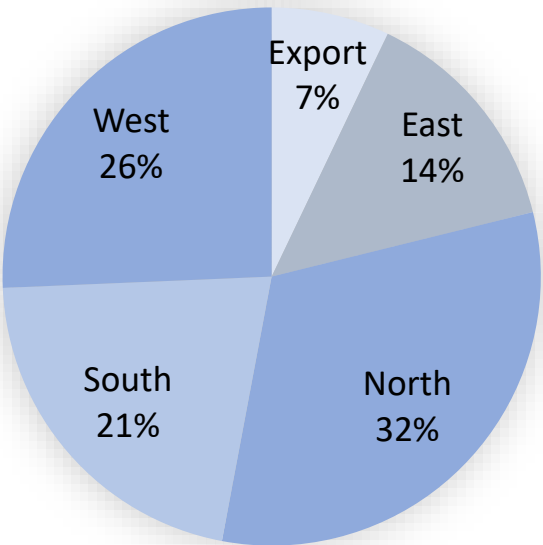
150,000+

Workshops

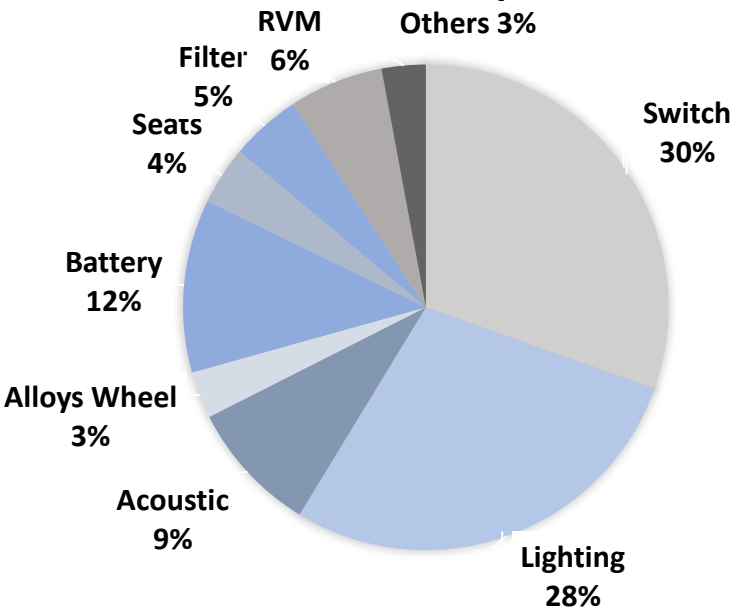
6 Export Regions

Exporting to SAARC, ASEAN, EU, LATAM, MENA & Africa

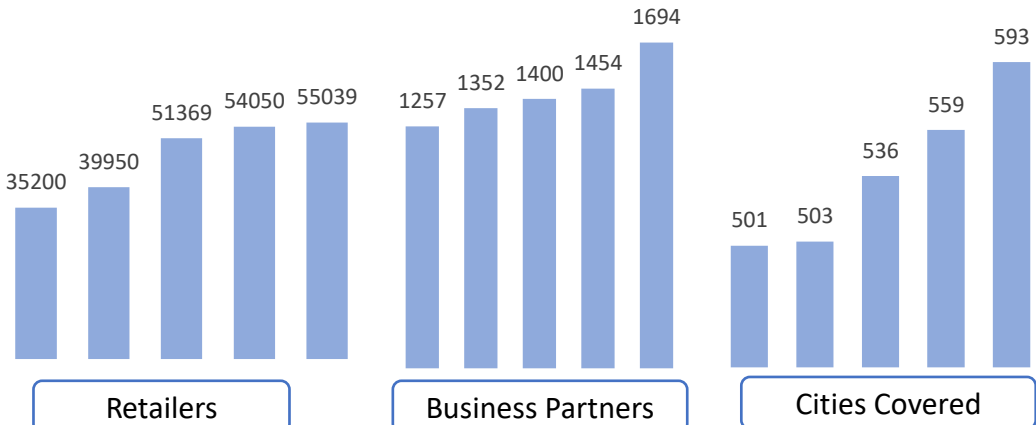
Geographical Breakup



Parts Breakup



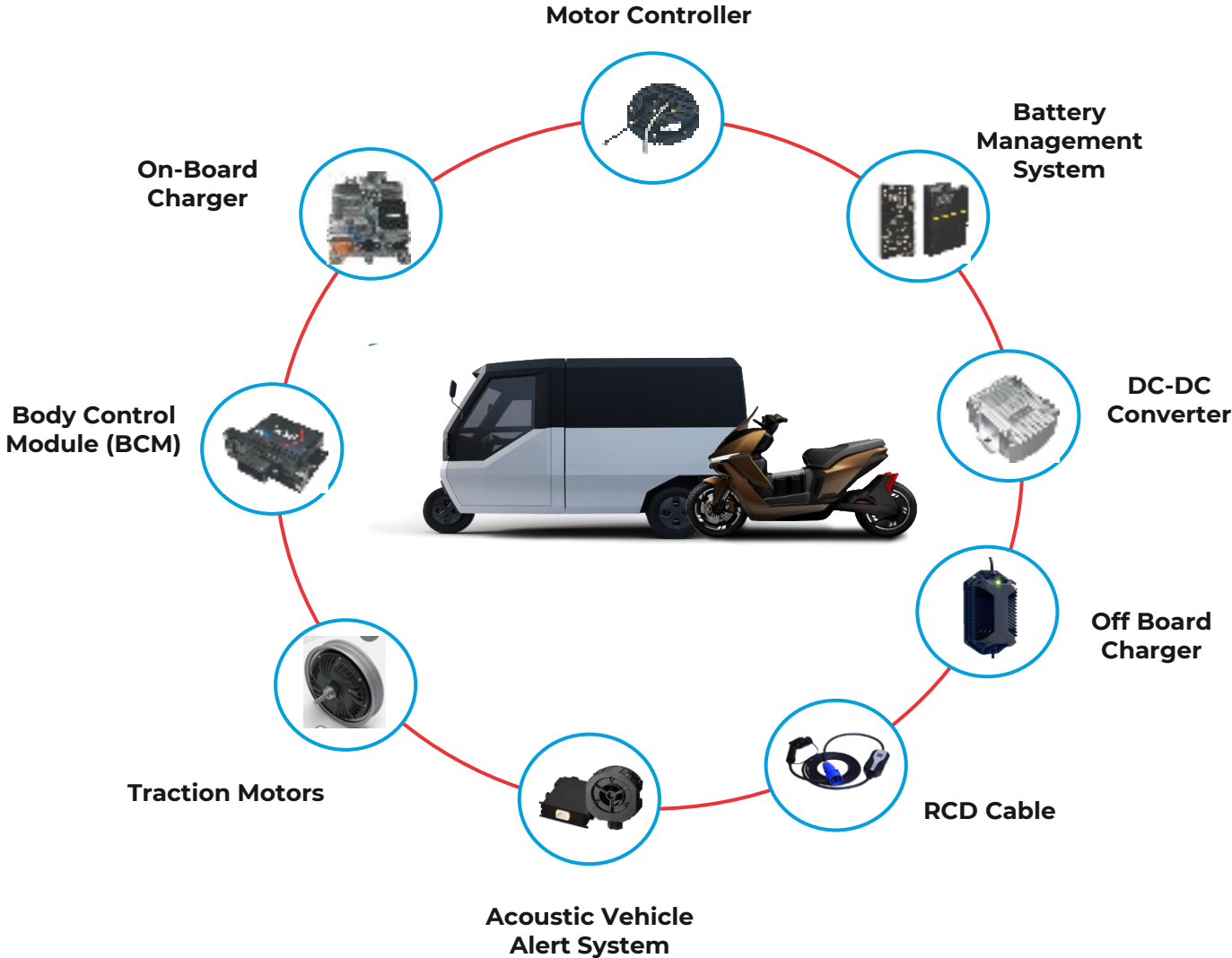
Expanding Network



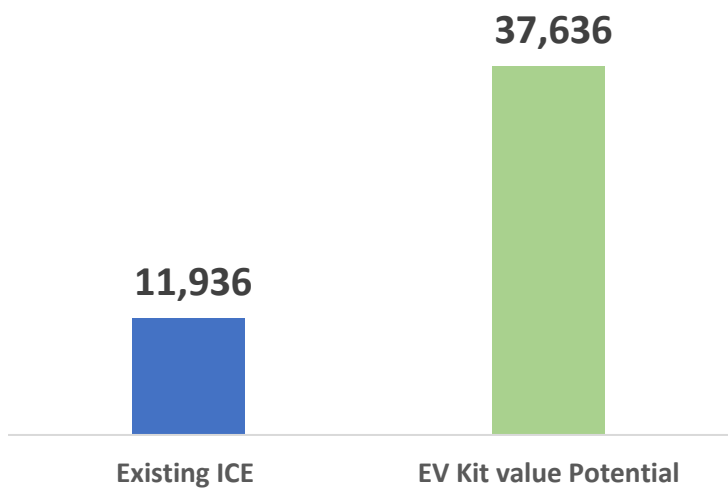
Note – Data from FY21 – FY25

UNO MINDA's EV PRODUCT PORTFOLIO (2W & 3W)

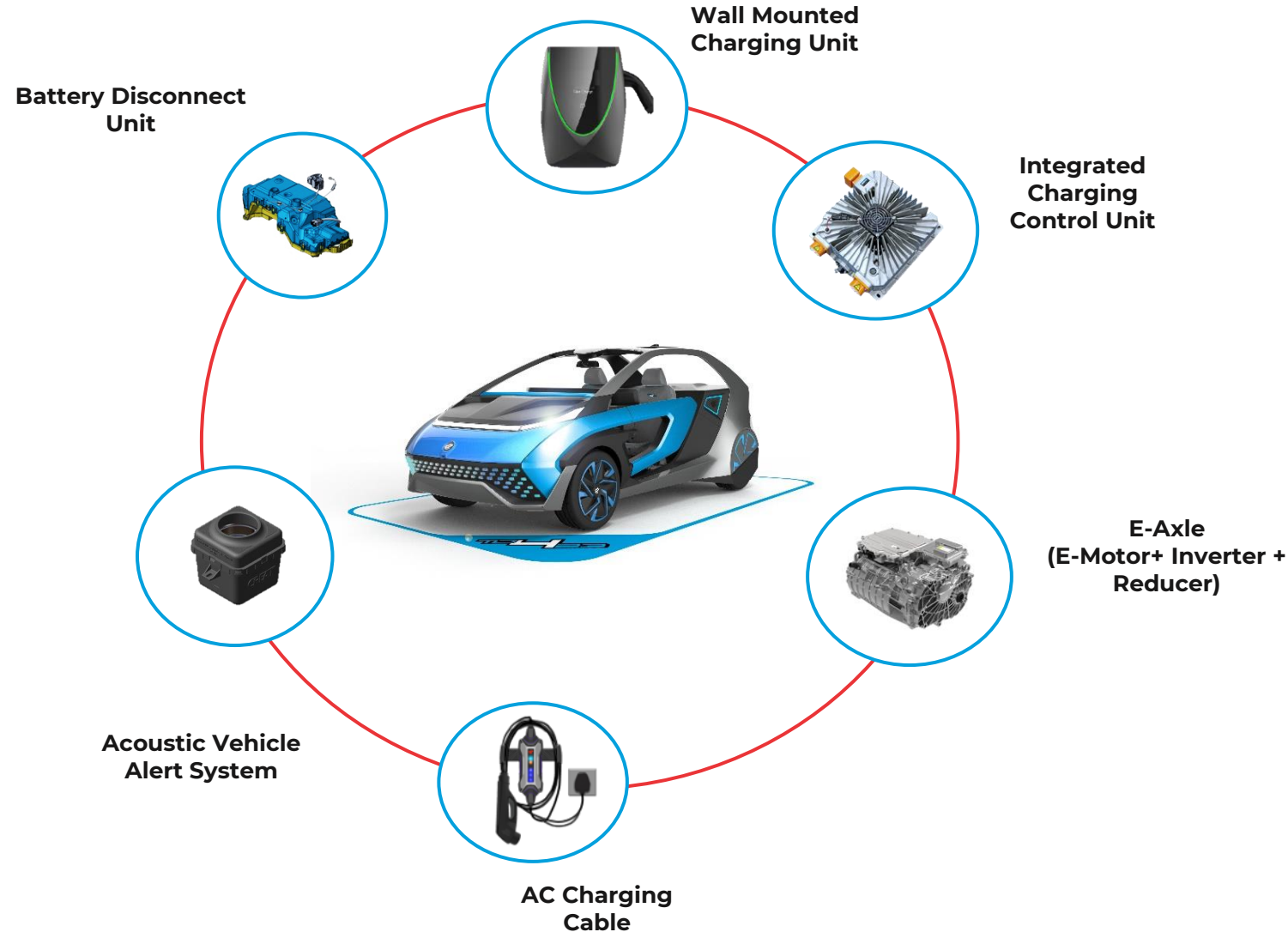
Low Voltage EV Products (48V to 96V)



Potential Kit Value (EV 2W) (in INR)



EV Strategy for Four Wheeler



Under Production/Orders Won

- 1 Battery Disconnect Unit
- 2 AC Charging Cable
- 3 Integrated Charging Control Unit (OBC + DC DC + PDU) (Low Voltage)
- 4 EVSE-Wall Mount Charging Unit
- 5 Electric Drive Unit (EDU)/e-Axle (E-Motor+ Inverter+ Reducer)

Under Self Development/TLA Done

- 6 Acoustic Vehicle Alert System
- 7 Integrated Charging Control Unit (OBC + DC DC + PDU) (High Voltage)

Project Expansion Update

Sr	Product Line	Entity	Total Cost (In Rs Crs)	Location	Capacity	Expected SOP	Update
1	4W Alloy Wheels	Uno Minda Ltd	542	Kharkhoda	120k Wheel p.m.	Q2 FY26 Phase 1	Project under implementation To be spend over 5 years
2	4W Alloy Wheels	Minda Kosei Aluminum (Now UML)	190	Bawal	60k Wheels p.m.	Q4 FY25 Phase 1	Land Acquired. 30K started in Q4 FY25
3	2W Alloy Wheels	Uno Minda Ltd	300	Supa	2 Mn wheel pa	Q1 FY26	Commissioned
4	4W Lighting	Uno Minda Ltd	400 (Phase I – 230 Cr)	Pune	New Lighting Facility	Q3 FY25 Phase 1	Phase 1 Commenced. To be spend over 5 yrs
5	4W Lighting	PTMA	210	Indonesia	Expansion cum Shifting	Q4 FY26 Phase 1	Project under implementation
6	4W Switches	Uno Mindarika	120	Farrukhnagar	Shifting Cum Expansion	Q3 FY27	Project under implementation
7	Sunroof	Uno Minda Ltd	63	Bawal	New Facility	Q4 FY27	Project under implementation

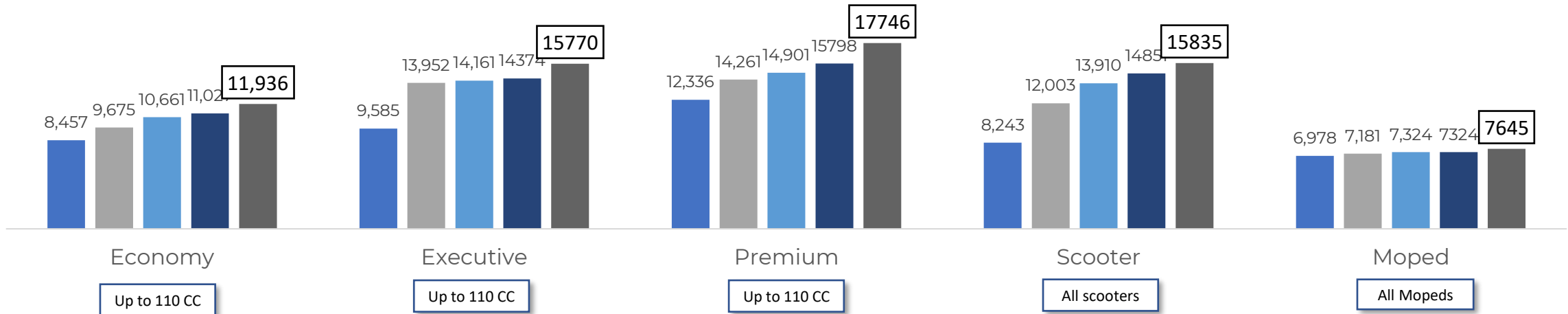
Project Expansion Update

Sr	Product Line	Entity	Total Cost (In Crs)	Location	Capacity	Expected SOP	Update
8	Airbags	TG Minda (JV)	283	Harohalli	Greenfield	Q1 FY27	Project under Implementation
9	Casting	Uno Minda Ltd	72	Hosur	Expansion	Q4 FY 26	Project under Implementation
10	2W Alloy Wheels	Uno Minda Ltd	200	Bawal	Expansion	Q2 FY 27	Project Announced
11	EV Powertrain Products	Uno Minda Auto Innovations Pvt Ltd	423	Khed	New Facility	Q2 FY 27 Phase 1	Project Announced
12	2W Lighting	Uno Minda Ltd	233	Kharkhoda	Shifting cum Expansion	Q3 FY27	Project Announced
Total			3,036				

POTENTIAL KIT VALUE (ICE)* – UNO MINDA

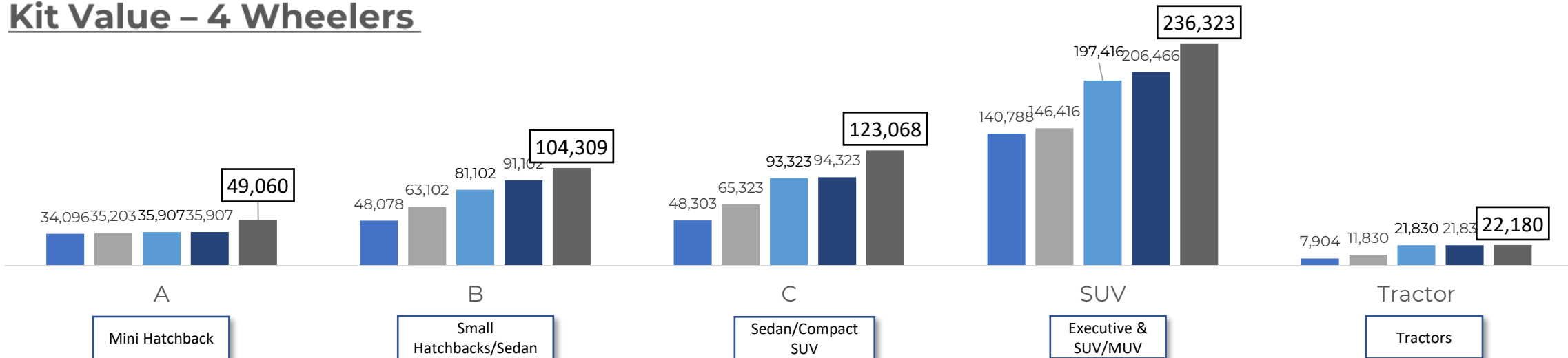
Kit Value – 2 Wheelers

As at the end of FY ■ 2021 ■ 2022 ■ 2023 ■ 2024 ■ 2025



As at the end of FY ■ 2021 ■ 2022 ■ 2023 ■ 2024 ■ 2025

Kit Value – 4 Wheelers



*Potential is calculated on basis that all products manufactured by Uno Minda which can be supplied in the vehicle.

Corporate Social Responsibility Initiatives



Blanket Donation Driver



HP-CLAP (Continued Learning Access Program) in collaboration with Uno Minda



Inaugurated its 18th Samarth Jyoti Center in Kaggalahalli, Harohalli, Karnataka



12th Valedictory Function at the Samarth-Jyoti Center in Vadakkupattu, Chennai



Supported Self Help Group
Making bags from seating waste

ANNEXURES



CONSOLIDATED PROFIT & LOSS STATEMENT

Particulars (Rs. Cr)	Q4 FY 25	Q3 FY 25	QoQ%	Q4 FY 24	YoY%	FY25	FY24	YoY%
Revenue from Operations	4,528	4,184	8%	3,794	19%	16,775	14,031	20%
Raw Material	2,914	2,740		2,410		10,868	9,064	
Employee Cost	586	534		452		2,165	1,779	
Other Expenses	501	453		459		1,868	1,603	
EBITDA	527	457	15%	474	11%	1,874	1,585	18%
EBITDA Margin	11.63%	10.9%	71 bps	12.49%	-86 bps	11.17%	11.30%	-13 bps
Other Income	8	8		9		29	34	
Depreciation	165	158		149		615	526	
EBIT	370	308	20%	334	11%	1,288	1,093	18%
EBIT Margin	8.2%	7.4%	81 bps	8.8%	-64 bps	7.7%	7.8%	-11 bps
Finance Cost	41	47		32		170	113	
PBT before Share of Profit of associates/ JVs	329	261	26%	302	9%	1,118	980	14%
PBT Margin %	7.3%	6.2%	104 bps	8.0%	-70 bps	6.7%	7.0%	-32 bps
Tax	94	47		85		286	267	
PAT before Share of Profit of associates/ JVs	235	214	10%	244	-4%	840	739	14%
PAT Margin %	5.18%	5.1%	7 bps	6.42%	-124 bps	5.01%	5.27%	-26 bps
Share of Profit of associates/ JVs	55	40		58		180	185	
PAT after share of Profit of associates/ JVs	289	254	14%	302	-4%	1,021	925	10%
PAT attributable to:								
- Owners of UML	266	233	14%	284	-6%	943	875	8%
- Non Controlling Interests	23	22		18		78	49	
Other Comprehensive Income	-46	-21		23		-88	-38	
Total Comprehensive Income for UML	219	212	4%	307	-28%	856	837	2%
TCI Margin %	4.8%	5.1%	-22 bps	8.1%	-324 bps	5.1%	6.0%	-87 bps
Total Comprehensive Income for Non Controlling Interests	24	22		18		77	50	
PAT (UML share excluding exceptional income)	266	233	14%	265	1%	936	855	9%
EPS (Diluted)	4.62	4.04		4.95		16.37	15.24	

Financial Summary (Last 5 Years)

Particulars	Unit	FY25	FY24	FY23	FY22	FY21
Consolidated Revenue	INR Cr	16,775	14,031	11,236	8,313	6,374
EBITDA	INR Cr	1,874	1,585	1,242	885	725
EBITDA Margin	%	11.2	11.3	11.1	10.6	11.4
PAT (UML Share)	INR Cr	943	875	654	356	207
Net UML profit margin	%	5.6	6.2	5.8	4.3	3.2
Net Worth	INR Cr	6,113	5,265	4,434	3,765	2,563
EPS	INR	16.4	15.3	11.4	6.3	3.7
Dividend Payout ratio	%	13.7	13.0	13.1	12.0	11.2
ROCE	%	18.9	19.8	19.2	15.8	13.1
ROE	%	17.7	19.3	17.2	12.5	10.0
Net Debt to Equity	x	0.34	0.25	0.24	0.15	0.31
Current Ratio	x	1.3	1.2	1.2	1.3	1.0
Debt Service Coverage Ratio	x	3.83	4.30	3.97	2.22	2.35
Fixed Assets Turnover Ratio	x	4.2	4.3	4.1	3.3	2.6

ABOUT UNO MINDA



ABOUT UNO MINDA



UNO MINDA

A Leading Auto Component & Systems Player,
Since 1958

₹ **205B** (\$ 2.40 B)*

*Group Turnover (FY24-25)

TOP 200

BSE/NSE listed companies

74

Plants Globally

25+

JV / TLA

32,000+

Employees

26

Product Lines

VISION

To be a **Sustainable Global** organization that **enhances** value for all its **Stakeholders**, attains **Technology Leadership** and cares for its people like a **Family**.

VALUES



Customer is Supreme



Live Quality



Respect for Individual



Respect for
Work-place Ethics



Encourage Creativity and Innovation to drive people, process & products



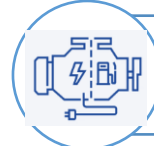
Uno Minda Limited is one of the leading manufacturers of auto components and systems with leadership across key product segments.



The company has a well diversified product portfolio with marquee clientele, both globally and domestically



Diversified across product divisions (Acoustics, Switches, Castings, Lighting and others), segments (4Ws & 2Ws) and geographies (International & Domestic) and channels (replacement & OEM)



Product portfolio is well insulated from any foreseeable market disruptions, with an ICE-EV agnostic product portfolio and constantly increasing kit value, leading to higher wallet share with OEMs



The company has been steadily growing its global presence through sustained capacity additions and channel expansions



Strong R&D focus and infrastructure helps in in-house product development and localization of products

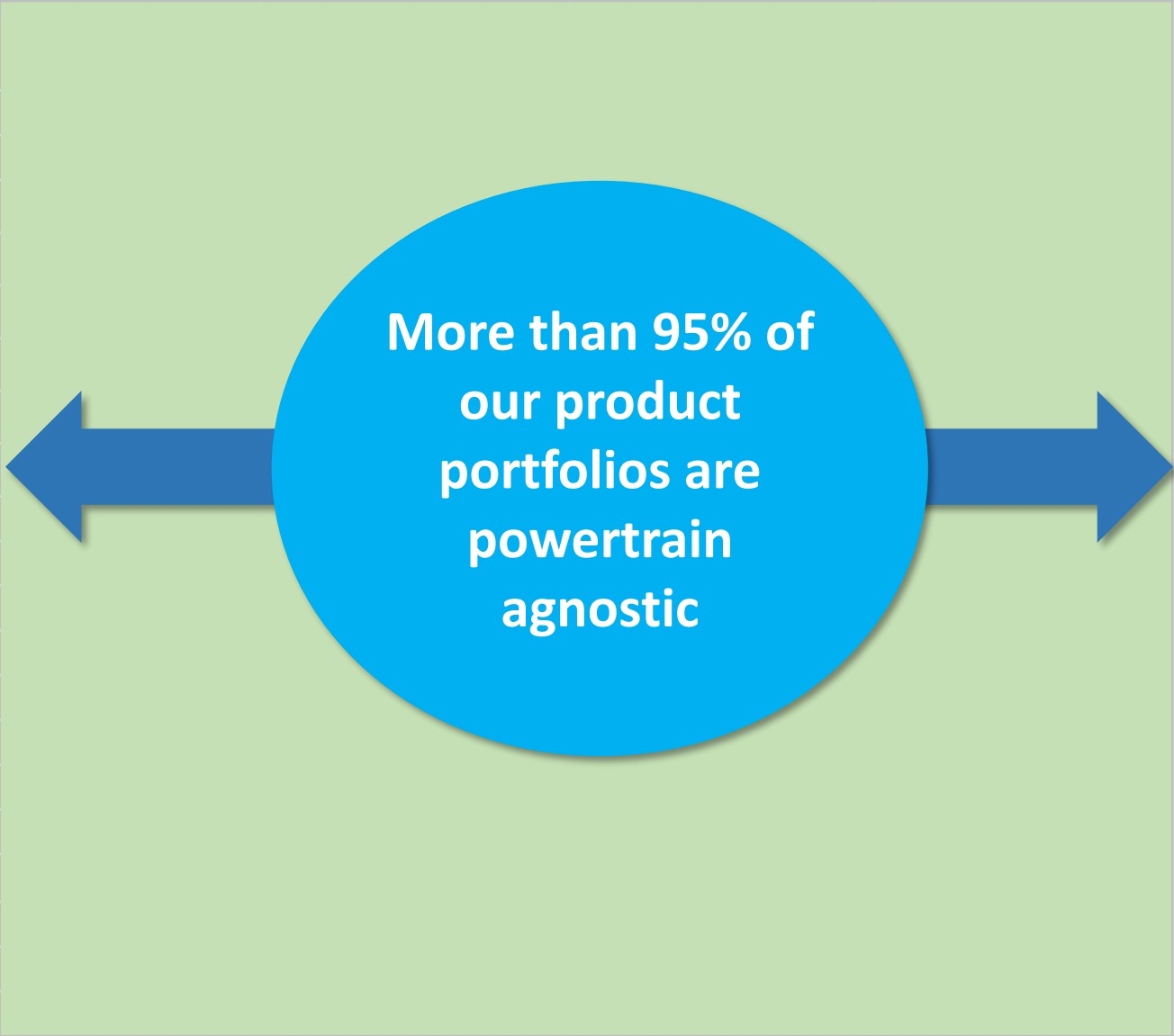


Track record of robust financial performance and delivering strong shareholder returns, supported by reputed promoters with rich experience and backed by professional management team







Domains & Product Groups



Engine agnostic portfolio with potential upside from EV transition

Domains	Product Lines	ICE	Alternate Fuel Systems	Hybrid	BEV
Electronic & Control Systems	4W Switches & HVAC				
	Seat Belts				
	Shifters				
	Infotainment Systems				
ADAS, Controllers and Sensors	Sensors				
	Controllers				
	RPAS & ADAS				
	Cameras				
	Telematics & TCU				
Safety & Comfort Systems	Steering Wheel with Airbags				
	Body Sealing				
	EA Pad				
	Air Ducts & Washer Bottle				
	Spoiler				
	Seats				
	Horns				
	Speakers				
	Brake Hoses				
Lighting & Alternate Fuel	Lamps				
Light Metal & Power Train	Alloy Wheels				
	Casting				
Battery	Lead Acid Battery				

UML's Powertrain Focused Portfolio

Domains	Product Lines	 ICE	 H2 ICE	 CNG	 PHEV	 HEV	 BEV
Electronic & Control Systems	Portable Charging Unit				●		●
	Wall Mount Charger (EVSE)				●		●
Safety & Comfort Systems	Fuel Hoses/Fuel cap	●		●	●	●	
Lighting & Alternate Fuel	Alternate Fuel Systems		●	●			
Light Metal & Power Train	Air Filtration Systems	●	●	●	●	●	
	Canisters	●		●	●	●	
4W EV*	Combined Charging Unit (CCU)				●		●
	E-Motor/Generator				●	●	●
	E-Axle (EDU)				●	●	●
	Inverter				●	●	●
	Multi function Controllers						●

* Upcoming portfolio

Strategic Manufacturing Location

68
Plants

29
Engg. Centers

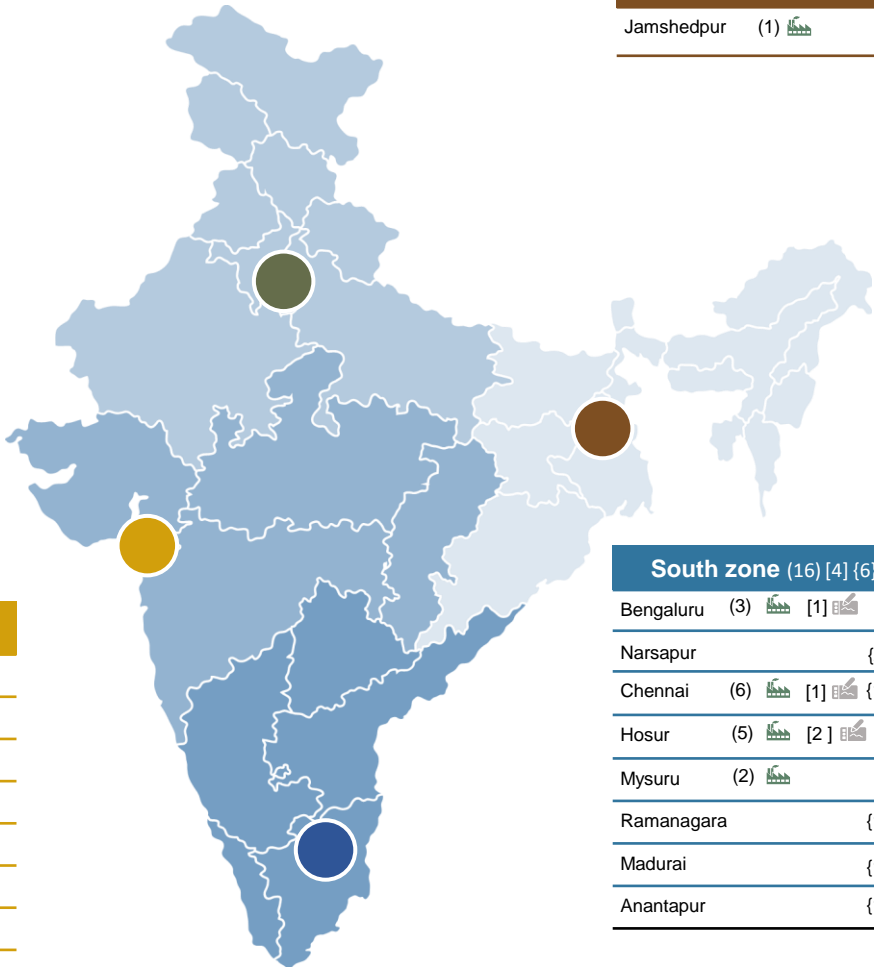
HO **Head Office**

RO **Reg. Office**

14
Warehouses

North zone. (31) [17] {1}			
Manesar	(8)	[6]	HO
Bawal	(10)	[5]	
Neemrana	(1)		
Bhiwadi	(1)		
Delhi		{1}	RO
Bahadurgarh	(2)	[1]	
Sonipat	(1)		
Pantnagar	(3)	[1]	
Haridwar	(1)		
Farukhnagar	(2)	[1]	
Gurugram		[3]	
Baddi	(1)		
G. Noida	(1)		

East zone (1)	
Jamshedpur	(1)



West zone (20) [8] {7}			
Gujarat	(8)	[4]	{1}
Pune/Chakan	(7)	[8]	{2}
Waluj	(1)		
Pithampur	(1)		
Ranjangaon	(1)		
Supa	(1)		
Nasik		{1}	
Khed	(1)		

South zone (16) [4] {6}			
Bengaluru	(3)	[1]	{1}
Narsapur		{2}	
Chennai	(6)	[1]	{1}
Hosur	(5)	[2]	
Mysuru	(2)		
Ramanagara		{1}	
Madurai		{1}	
Anantapur		{1}	

Growing International Presence

6
Plants

7 Sales Office

8
Engg. Centers

1
Warehouse



North & South America (2)	
Mexico (Queretaro)	(1)
Colombia (Manizales)	(1)

Europe (2) [7] {1}	
France (Epernon)	
Spain (La Carolina, Bilbao)	(1)
Germany (Reutlingen, Munich)	(1) [6] {1}

Asia (w/o India) (2) [1]	
Indonesia (Karawang)	(1)
Taiwan (Tainan)	(1)
Thailand (Bangkok)	
Vietnam (Vin Phuc)	(1)
Japan (Nagoya)	
South Korea (Pyeongtaek)	

TOP MANAGEMENT TEAM



Mr. Nirmal K Minda
Chairman



Mr. Ravi Mehra
Managing Director



Mr. Amit Jain
Group Chief Technical
Officer



Mr. A.G. Giridharan
CEO- Safety & Comfort
Systems Domain



Mr. Kundan K Jha
CEO, Light Metal &
Powertrain Systems
Domain



Mr. Naveesh Garg
CEO- Electronics and
Control Systems Domain



Mr. Rakesh Kher
CEO – Aftermarket
Domain & CSO



Mr. Sunil Bohra
Group CFO,CPO & Head
Corporate Affairs



Mr. Vivek Jindal
CEO – Light & Acoustic
Systems Domain



Mr. Ashok Taneja
Group Advisor



Mr. Navin Paul
Group Advisor

In-house R&D helps drive Innovation...



UNO MINDA

DRIVING THE NEW

Two-tier Engineering Organization

Central R&D Centre With A Focus On Advanced & Future Technology

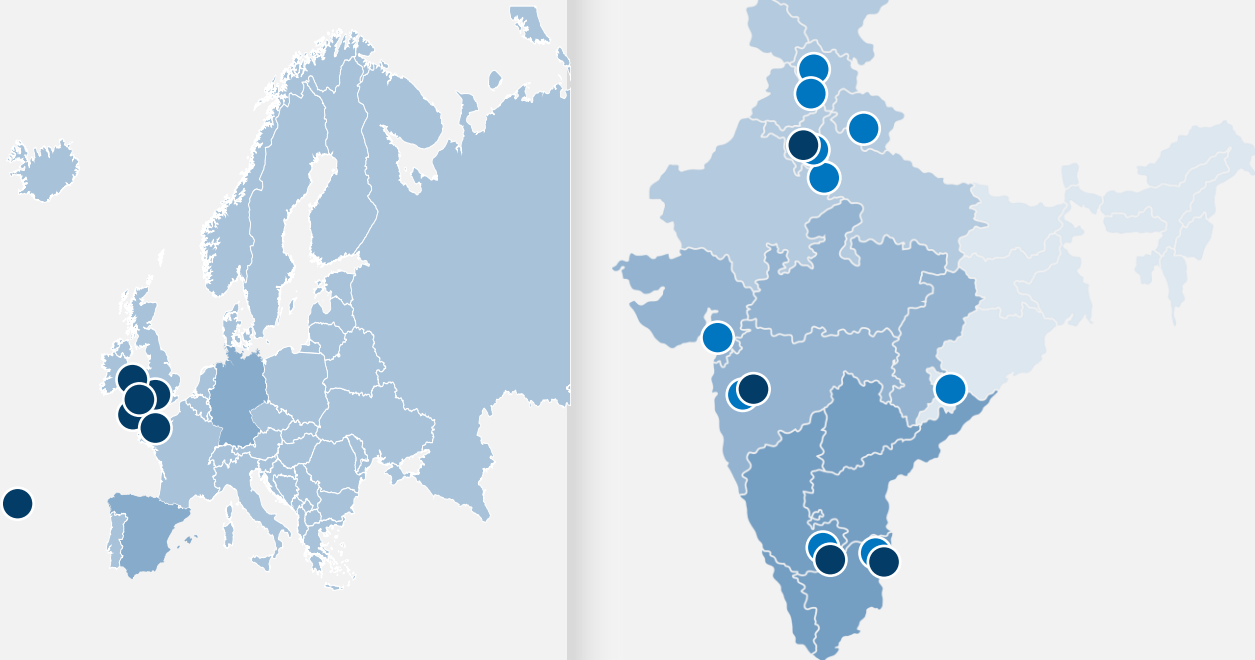
Pune, Gurugram, Chennai, Hosur & Bangalore	India
Regensburg, Munich, Ingolstadt-1, Wolfsburg -2, Osnabruck-1	Germany
Bilbao	Spain

Product-focused Business Engineering Teams

2W Switch, Mindarika, 4W Lighting, Minda Westport, Acoustic, Minda Nabtesco	Manesar
Minda Kosei, Minda Kyoraku, Toyoda Gosei Minda, Minda Onkyo, Uno Minda Buehler Motors	Bawal
2W Lighting	Bahadurgarh
Sensor, Controller, 2W Switch, 4W Lighting, ADAS, Mindarika	Pune
Uno Minda EV Systems	Farukhnagar
Seating	Hosur
Minda Storage Batteries	Pantnagar
2W Alloy Wheels	Supa, Ahmednagar
Densoten Minda	Gurugram
4W lighting	Japan
4W lighting	South Korea
4W lighting	Taiwan
Clartorn horn	Spain
Munich-1, Reutlingen-1, Regensburg-1	Germany

Europe


India



State Of Art Validation & Test Facilities



Camera Lens Active Alignment



Acoustics Lab



Photometry Lab



EMI/EMC Electrical Test Facility



Environment Test Facility



>1200
NPD
Engineers



252
Patents
Granted



37
R&D and
Engineering Centers



444
Patent Filed

+

463
Design Application Filed

UNO MINDA – Central R&D and Design Studio



UNO MINDA



Uno Minda's first flagship centre for research engineering and advance technologies.

MISSION: Attain Technology Leadership with Ingenious CREATors to **Innovate for the future of mobility** focusing on Value Creation, Quality, and Process.

400+
Engineers

5
Locations

75+
R&D Projects



Locations



Pune, India



Gurgaon, India



Chennai & Hosur,
India



Regensburg, Germany

Focus



PERSONALIZED

Wireless Chargers | USB & Data Port Chargers | Smart Switches | Seats with Mechanisms | Interior & Exterior Lighting | E Horns



CONNECTED

Telematics Control Unit | IoT Platform



AUTONOMOUS

Automotive Cameras | Ultrasonic Sensors | Driver Monitoring System | ADAS Controllers



ELECTRIFIED

AC Chargers | AC – DC Chargers | DC DC Converter | AVAS

Key functional Competencies

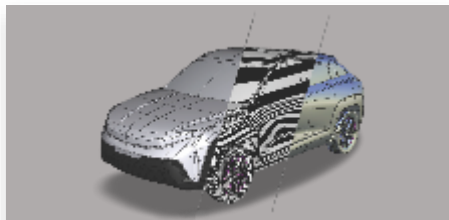
- Product Planning
- Technical Sales
- Simulation based Engineering
- Prototyping
- System Req & Architecture
- Functional / Sys Validation
- Mechanical
- Hardware & Layout
- Software
- Functional Safety
- New Product Control
- Engineering Quality
- Product Costing
- Manufacturing Engineering



An independent creative design studio that offers best-in-class creative services for mobility products and systems.



TRANSPORTATION DESIGN



DIGITAL SCULPTING



UI/UX DESIGN



DESIGN STRATEGY



PROTOTYPING



**Strengthening
R&D**

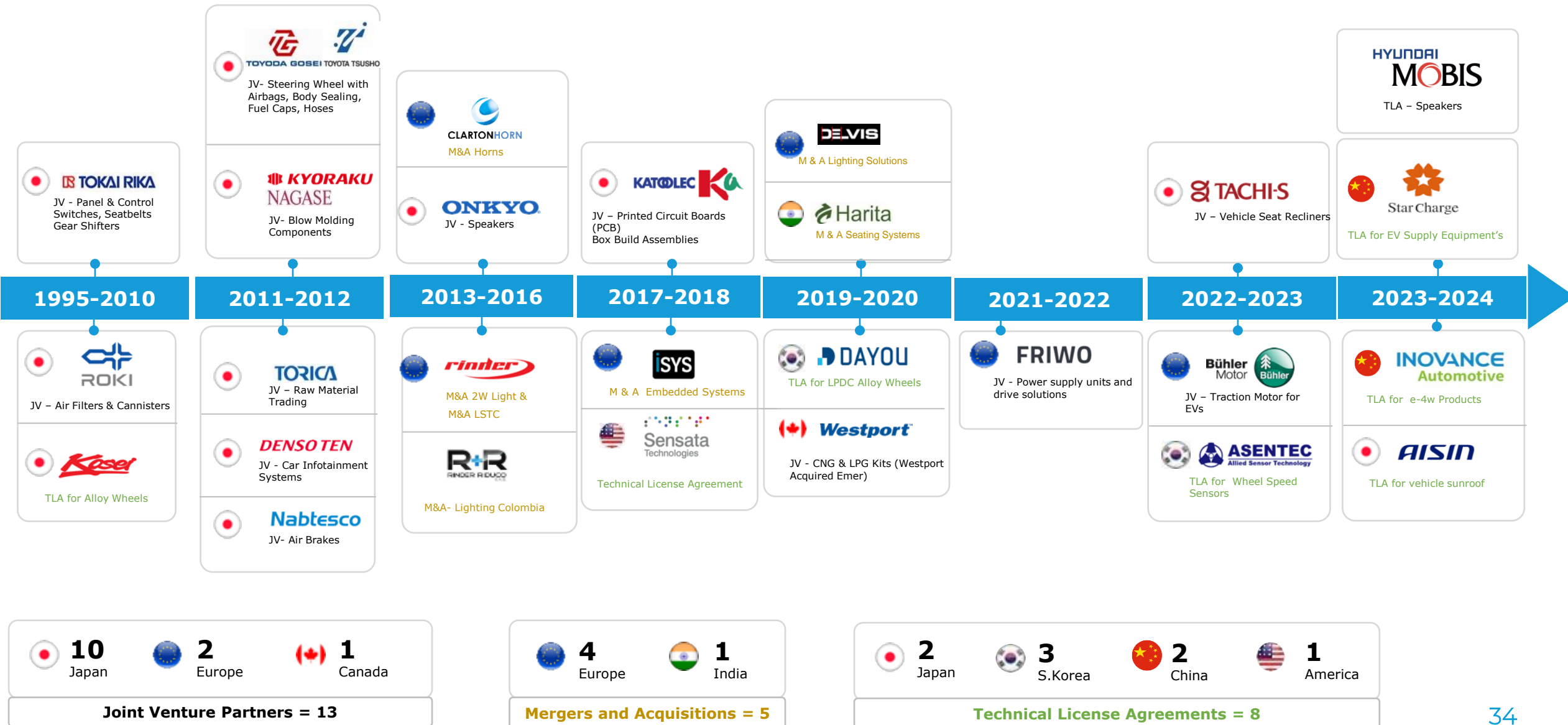
Advanced Technology Group

Focused on long horizon Technology projects
(>3 Years)

Group Global Centre for Embedded & Software Technology

Focused on supporting embedded competency build-up for business

Nurturing Partnerships and Affiliations



Environmental, Social & Governance (ESG)



Environmental

More than 90% of plants ISO 14001 & ISO 45001 certified
(Environmental & OHS Management System)

Energy and Emissions

Water Management

Waste Management



Social

Vision to enable Employee and Community Well-Being with following organizational goals:

Community Well Being (CSR)

Employee Well Being



Corporate Governance

Policies governing our business

Ethics and compliances

Economic Value Creation



15% Renewable Energy Share – FY 23-24

- 60% Renewable energy share by 2030
- Carbon Neutral Operations by 2040
- Carbon Net Zero by 2050



Our Journey

2007



Seva Kendra, Bagla, Hisar Haryana, Skills Centre

2010



MDMMS, Bagla Haryana Sr. Sec. School

2012



Samarth – Jyoti Project

2016



SLMCH, Bagla Haryana Charitable Hospital

2019



TSNMS, Kadi Gujarat Sr. Sec. School

2024



TSNMS, Poonapalli, Hosur Sr. Sec. School

Suman Nirmal Minda Foundation operates in Education, Vocational Training, Healthcare, and Community Development. Projects include Community Schools, Remedial classes, IT skill programs, and vocational training for children, girls, boys, and women in need. There are 17 CSR Centres in 7 states, along with three Sr. Secondary Schools and a Hospital providing quality education and healthcare support to communities.

Thematic Areas



Skill Development



Education



Community Wellbeing



Preventive & Curative Health Care

ESG Targets

- ✓ **60% Renewable energy share by 2030**
- ✓ **Carbon Neutral Operations by 2040**
 - ✓ **Carbon Net Zero by 2050**

Environment

- **CO₂ Footprint Reduction**
Rooftop Solar Installation, Electricity Via Open Access (Solar+ Wind), Dual Fuel Kit, PNG Genset, Energy Saving Projects
- **Water Reduction**
ZLD, Rain Water Harvesting, Recycling, Conservation
- **Hazardous Waste Reduction**
- **Non Hazardous waste reduction**
- **Waste to landfill**

Social

- **Lost time Injury Case (> 48 Hrs.)**
- **Non Lost time Injury (< 48 Hrs.)**
- **Schools, Hospitals, Vocational Training Centre for Underprivileged**
- **Volunteer participation of staff in CSR activities**
- **Gender Diversity**

Governance

- **Robust Governance Mechanism**
- **Compliance with all applicable laws and regulations**
- **Prioritizing Minority Interest**
- **Strong Capital Allocation Policy**

Awards & Recognitions

Customer Awards

2024-25

QUALITY

DELIVERY

BEST SUPPLIER

PARTNER AWARD

COST COMPETITIVENESS

BUSINESS EXCELLENCE



42*



Mr. Nirmal K Minda, CMD, Uno Minda Limited, has been awarded the prestigious **HURUN Self-made Entrepreneur Award**, 2023!



Dr. Suman Minda, Chairperson of Uno Minda's CSR Wing, has been honoured with the prestigious **Golden Peacock Award** for Social Leadership for her impactful work in social welfare and community development.



Uno Minda has secured its **place among India's top 50 innovative companies** in manufacturing, receiving recognition from CII for our pioneering work in automotive technologies for the second consecutive year.



Uno Minda is proud to secure the **Great Place To Work® (GPTW)** Certification for the fourth consecutive year in 2024!



Uno Minda has been honoured with the prestigious **Intellectual Property Award** for 2023 in the 'Top Indian Company for Design' category.



The CSR wing of Uno Minda Group received "**CSR Excellence in Women Empowerment**" for its Project "Samarth-Jyoti" during the India CSR & Sustainability Conclave 2023 for excellent accomplishments of work for women.

Certifications





Thank You

Corporate Office

Address: Village Nawada Fatehpur, P.O. Sikanderpur Badda, Manesar, Gurgaon – 122004, India.

Website: www.unominda.com

For further information, please contact

Mr. Ankur Modi

Vice President

Head Treasury and Communication

amodi@unominda.com

Follow us on

