

Ref. No. Z-IV/R-39/D-2/NSE/207 & 174

Date: November 07, 2025

National Stock Exchange of India Ltd. Listing Deptt., Exchange Plaza, Bandra Kurla Complex, Bandra (E), Mumbai - 400 051	BSE Ltd. Floor - 25, Phiroze Jeejeebhoy Towers, Dalal Street, Mumbai-400 001.
NSE Symbol: UNOMINDA	BSE Scrip: 532539

Sub: - Investor Presentation

Dear Sir/Madam,

Please find enclosed Investor Presentation for Financial results of Q2 FY 2025-26.

The copy of the aforesaid Investor presentation is also available on the website of the Company
www.unominda.com.

This is for your information and record please.

Thanking you.

Yours faithfully,
For Uno Minda Limited



Tarun Kumar Srivastava
Company Secretary & Compliance Officer
ICSI M. No. A11994
Place: Manesar, Gurugram





— DRIVING THE NEW —

INVESTOR PRESENTATION
November 2025



This presentation and the accompanying slides (the “Presentation”), has been prepared by Uno Minda Limited (the “Company”), solely for information purposes and do not constitute any offer, recommendation or invitation to purchase or subscribe for any securities, and shall not form the basis or be relied on in connection with any contract or binding commitment whatsoever. No offering of securities of the Company will be made except by means of a statutory offering document containing detailed information about the Company.

This Presentation has been prepared by the Company based on information and data which the Company considers reliable, but the Company makes no representation or warranty, express or implied, whatsoever, and no reliance shall be placed on, the truth, accuracy, completeness, fairness and reasonableness of the contents of this Presentation. This Presentation may not be all inclusive and may not contain all of the information that you may consider material. Any liability in respect of the contents of, or any omission from, this Presentation is expressly excluded.

Certain matters discussed in this Presentation may contain statements regarding the Company’s market opportunity and business prospects that are individually and collectively forward-looking statements. Such forward-looking statements are not guarantees of future performance and are subject to known and unknown risks, uncertainties and assumptions that are difficult to predict. These risks and uncertainties include, but are not limited to, the performance of the Indian economy and of the economies of various international markets, the performance of the auto ancillary industry in India and world-wide, competition, the company’s ability to successfully implement its strategy, the Company’s future levels of growth and expansion, technological implementation, changes and advancements, changes in revenue, income or cash flows, the Company’s market preferences and its exposure to market risks, as well as other risks. The Company’s actual results, levels of activity, performance or achievements could differ materially and adversely from results expressed in or implied by this Presentation. The Company assumes no obligation to update any forward-looking information contained in this Presentation. Any forward-looking statements and projections made by third parties included in this Presentation are not adopted by the Company and the Company is not responsible for such third-party statements and projections.

CONTENT

01.	Industry Highlights	04
02.	Operational Highlights	05
03.	Financial Highlights	07
04.	Business Review	09
05.	Annexures	18
06.	Overview: Uno Minda Group	21

INDUSTRY HIGHLIGHTS FOR Q2 FY26

Auto Industry growth across all Segments

Growth in PV and 2W segment at 4% and 11% respectively on YoY driven by exports volume and mid-premium segment

CV & OR segment grows by 11% & 15% resp.

Govt Proposes to make AVAS mandatory for EVs

All new models after Oct 2026 to equip with AVAS

All existing model to comply from Oct 2027

EV Penetration increased in 4W and 2W

EV penetration in 4W reach 5% in Q2FY26

EV 2W penetration at 8.1%. EV 2W sales crosses 1 Mn in CY2025

Rare earth magnet supply issues

Industry exploring alternate sourcing arrangements due to China's curb on rare earth magnets

As per media reports, China has started giving nod to Indian companies

GST Rate Rationalization

Rationalization of GST including reduction in rates is expected to boost auto demand sustainably



KEY OPERATIONAL HIGHLIGHTS FOR Q2 FY26

AW4W Kharkhoda plant phase 1 under commissioning

Phase 1 of new plant for AW4W Kharkhoda with 60K capacity is under commissioning

Robust growth in Airbags business

Tailwind of enhanced safety requirements.

Neemrana airbag facility expansion ramping up. Addition of side airbags and curtain airbags driving the growth.

Record Domestic sales for 2W Switch

Increase in market share along with favorable customer mix supported by domestic volume growth drove the strong growth in 2W Switch market

Impressive growth in Seating business

Favorable customer mix in 2W, increase supply of suspended seats in the domestic market, and increased contribution from the bus passenger seat segment driving growth



FINANCIAL INFORMATION & RECENT UPDATES



The background image shows a hand holding a transparent tablet that displays various financial data visualizations. On the tablet, there is a world map, a bar chart, and a pie chart. The hand is positioned over a desk with several financial documents. One document features a large pie chart with segments in blue, green, yellow, orange, and red. Another document shows a bar chart with five bars of increasing height, colored green, red, orange, yellow, and blue. A third document has a world map and a bar chart. A pen and a small 3D bar chart with four bars of increasing height (green, red, orange, blue) are also visible on the desk.

KEY FINANCIAL HIGHLIGHTS FOR THE QUARTER

Group Revenues (Including JVs and Associates) (Unaudited) higher by 14% Y-o-Y

Rs 6,191 Cr

for the quarter



EBITDA higher by 14% Y-o-Y to

Rs 552 Cr

for the quarter



PAT (UML share excluding exceptional income) increased by 27% on Y-o-Y basis

Rs 304 Cr

for the quarter



Consolidated Revenues increased by 13% Y-o-Y to

Rs 4,814 Cr

for the quarter



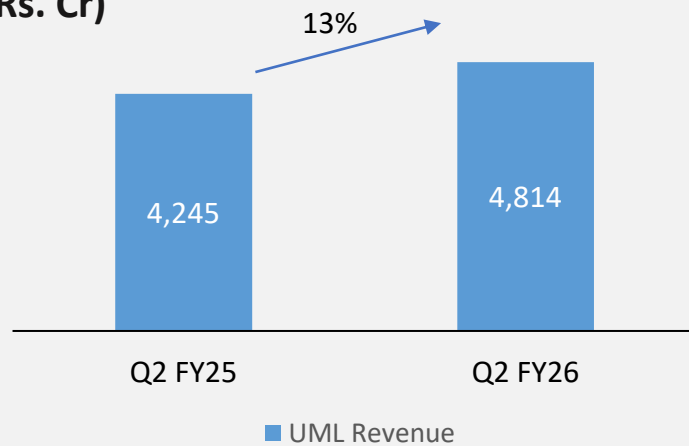
EBITDA margin at 11.5%

for the quarter

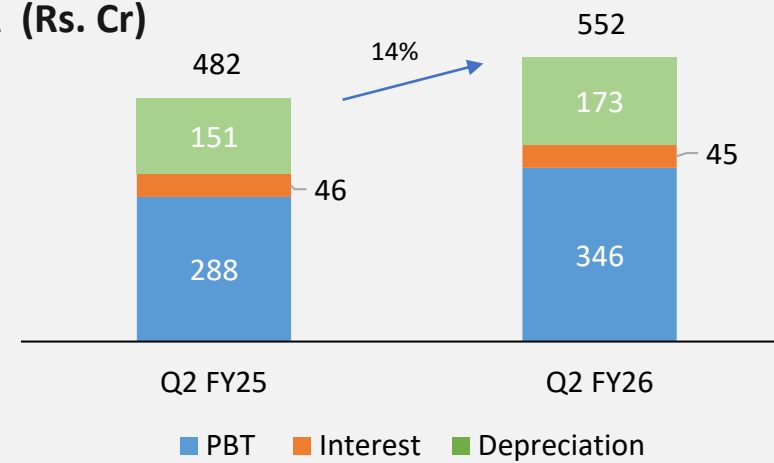


CONSOLIDATED FINANCIAL HIGHLIGHTS – Q2 FY26

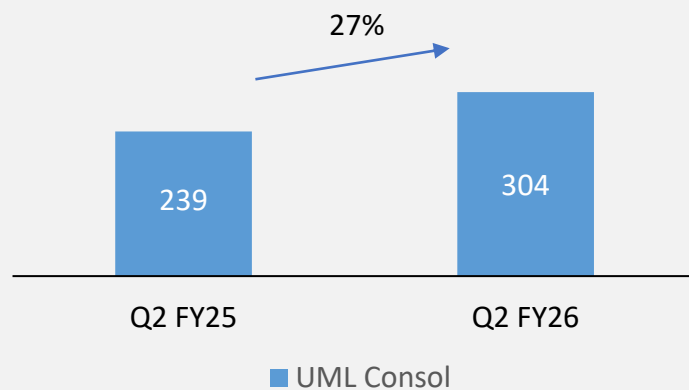
Revenue (Rs. Cr)



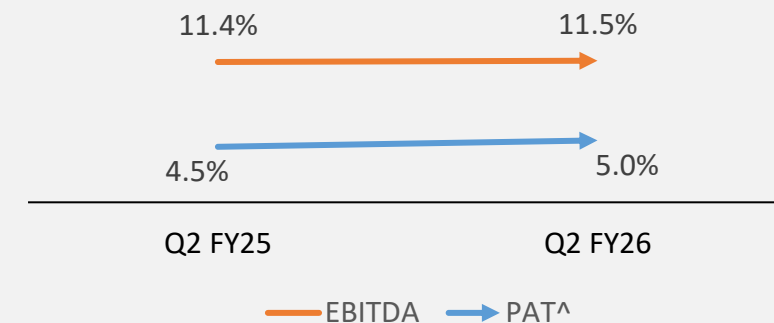
EBITDA (Rs. Cr)



PAT* (Rs. Cr)

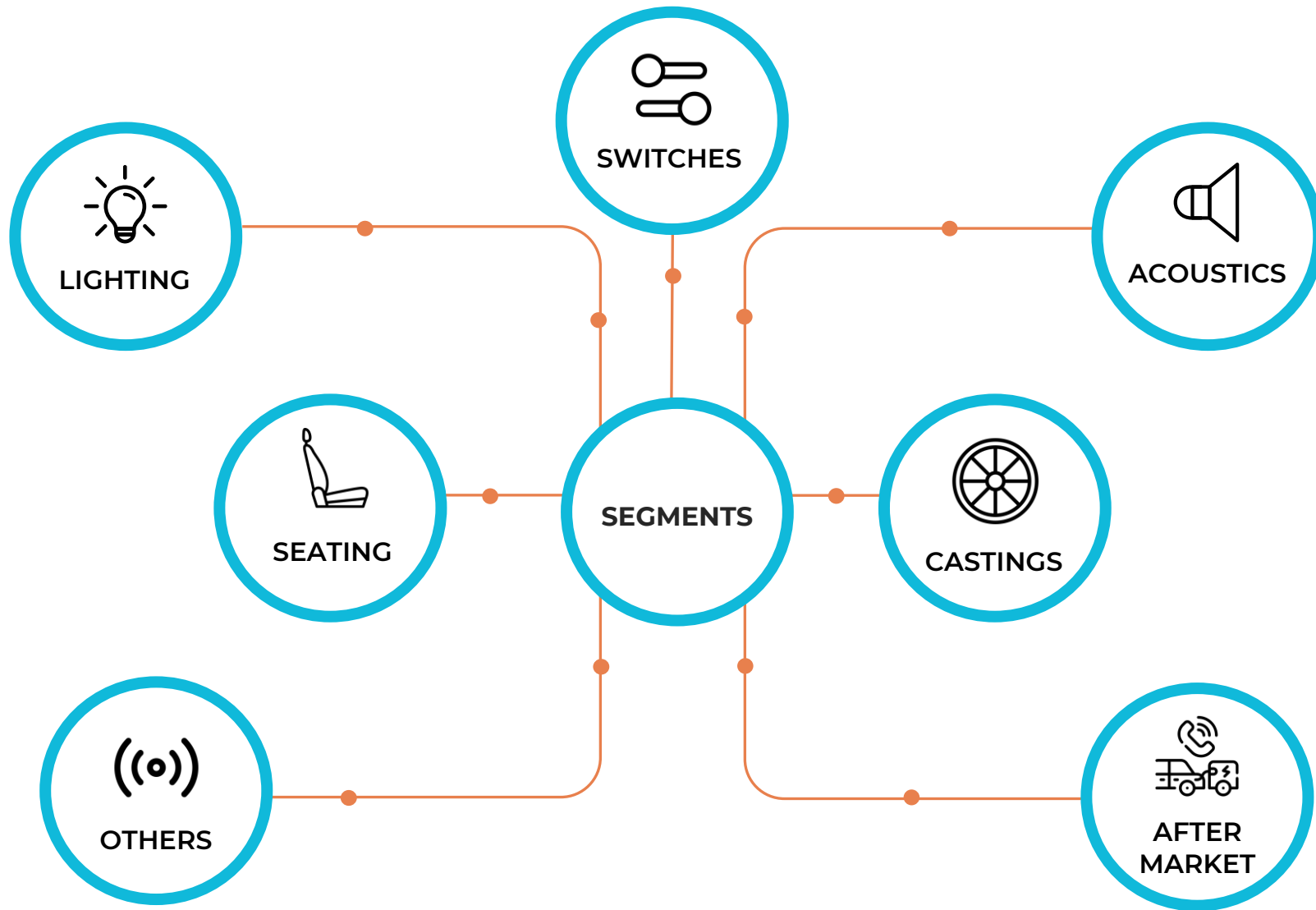


Margin (%)



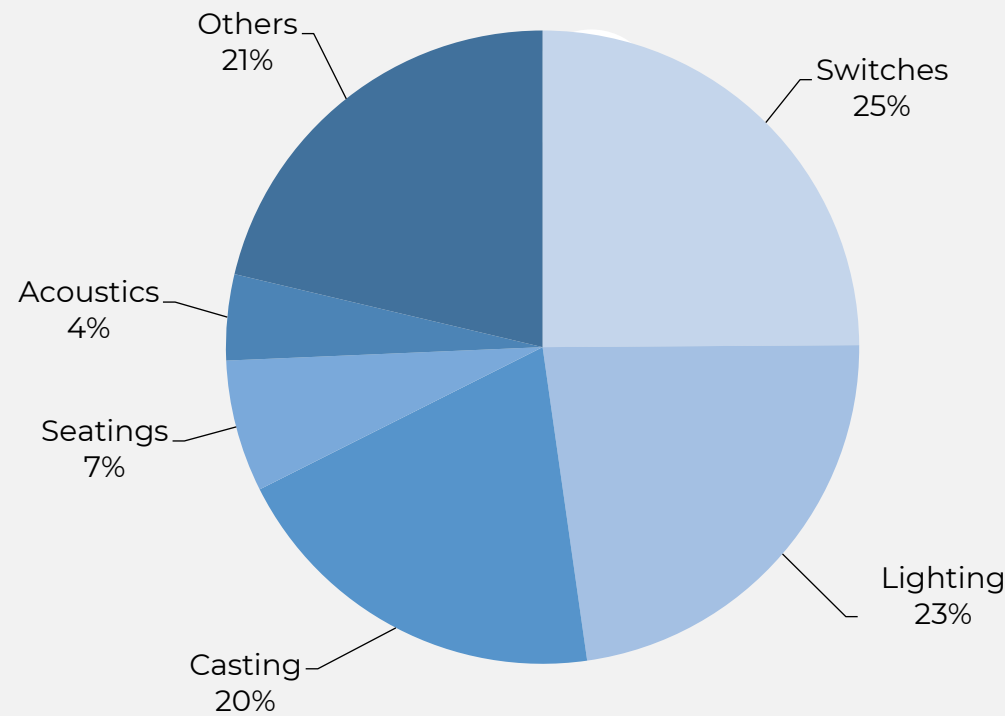
* PAT UML Share excluding exceptional income
 ^ PAT excluding share of JV/Associates & exceptional income

BUSINESS REVIEW

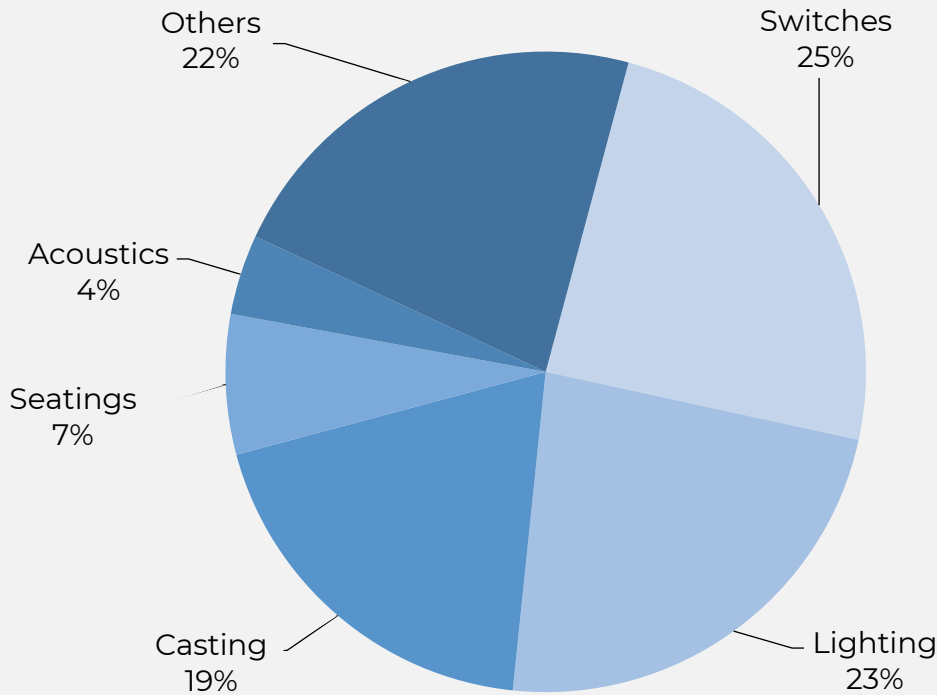


DIVISION-WISE REVENUE MIX




Q2 FY25 (%)




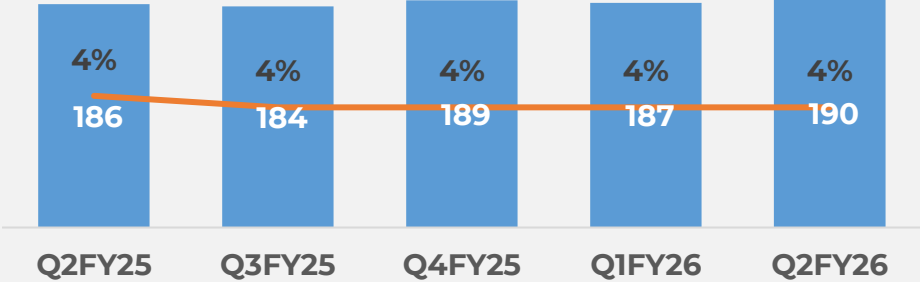

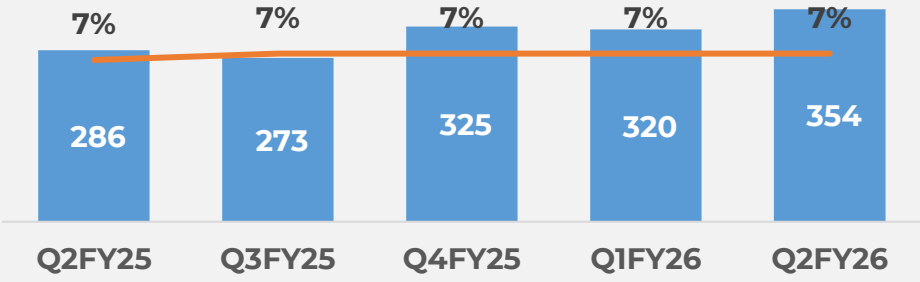

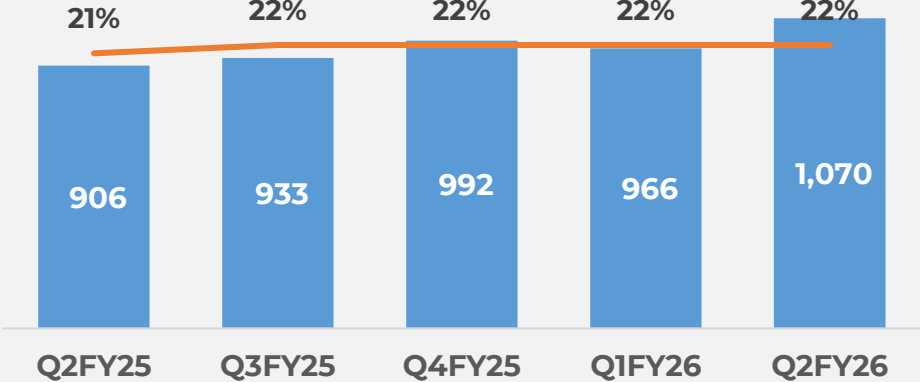
Q2 FY26 (%)



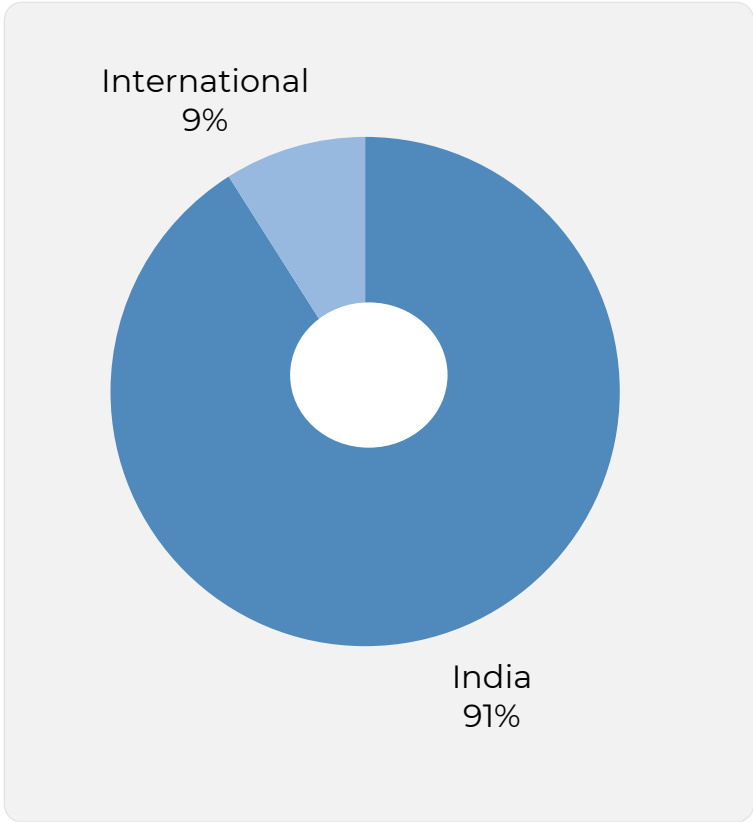
BUSINESS REVIEW

Product Segment	Revenue Growth (Figures in Rs. Cr)					Key updates
 Switches	25%	25%	25%	25%	25%	<ul style="list-style-type: none"> Market share gain in Domestic 2W Switch Shifting cum expansion of UMRPL plant to Farrukhnagar progressing well.
	1,057	1,045	1,144	1,111	1,176	
 Lighting	23%	24%	22%	23%	23%	<ul style="list-style-type: none"> Rising premiumization preference for advanced & aesthetically lighting solution EV 2W increasing penetration along with transition to LED driving growth
	970	982	1,018	1,013	1,106	
 Castings	20%	18%	19%	19%	19%	<ul style="list-style-type: none"> First Phase of Kharkhoda AW4W under commissioning AW4W Growth impacted by softening in Alu prices
	842	768	860	824	917	
<div> <div></div> Revenue <div></div> Revenue Share </div>						

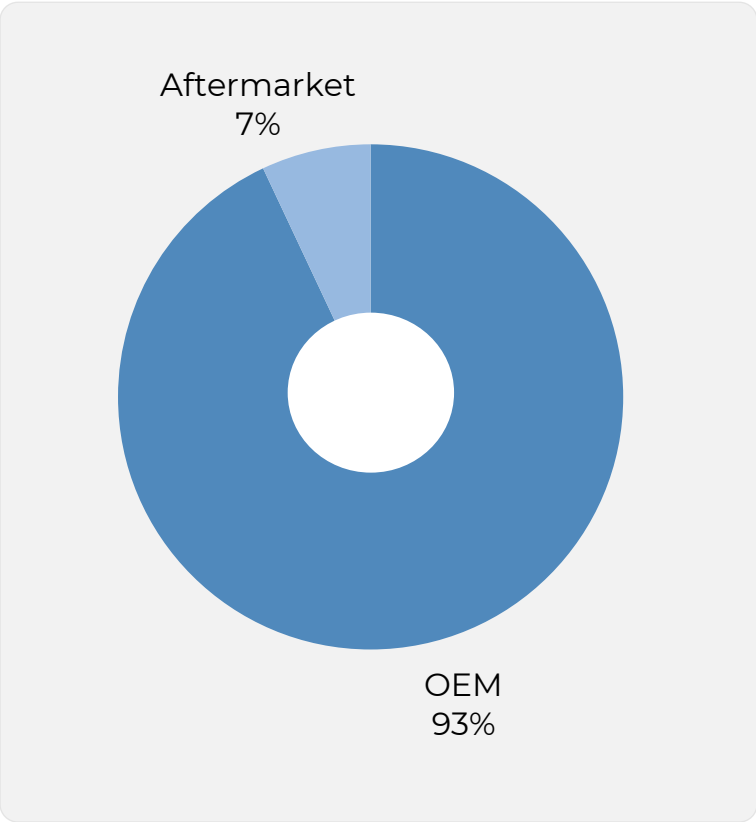
BUSINESS REVIEW

Product Segment	Revenue Growth (Figures in Rs. Cr)	Key updates																		
<div></div> <div>Acoustic</div>	<div><table><thead><tr><th>Quarter</th><th>Revenue (Rs. Cr)</th><th>Revenue Share (%)</th></tr></thead><tbody><tr><td>Q2FY25</td><td>186</td><td>4%</td></tr><tr><td>Q3FY25</td><td>184</td><td>4%</td></tr><tr><td>Q4FY25</td><td>189</td><td>4%</td></tr><tr><td>Q1FY26</td><td>187</td><td>4%</td></tr><tr><td>Q2FY26</td><td>190</td><td>4%</td></tr></tbody></table></div>	Quarter	Revenue (Rs. Cr)	Revenue Share (%)	Q2FY25	186	4%	Q3FY25	184	4%	Q4FY25	189	4%	Q1FY26	187	4%	Q2FY26	190	4%	<ul style="list-style-type: none">Muted demand in European auto marketShifts in European OEM from dual horn to single horn impacting Clarton Horn volumes
Quarter	Revenue (Rs. Cr)	Revenue Share (%)																		
Q2FY25	186	4%																		
Q3FY25	184	4%																		
Q4FY25	189	4%																		
Q1FY26	187	4%																		
Q2FY26	190	4%																		
<div></div> <div>Seating</div>	<div><table><thead><tr><th>Quarter</th><th>Revenue (Rs. Cr)</th><th>Revenue Share (%)</th></tr></thead><tbody><tr><td>Q2FY25</td><td>286</td><td>7%</td></tr><tr><td>Q3FY25</td><td>273</td><td>7%</td></tr><tr><td>Q4FY25</td><td>325</td><td>7%</td></tr><tr><td>Q1FY26</td><td>320</td><td>7%</td></tr><tr><td>Q2FY26</td><td>354</td><td>7%</td></tr></tbody></table></div>	Quarter	Revenue (Rs. Cr)	Revenue Share (%)	Q2FY25	286	7%	Q3FY25	273	7%	Q4FY25	325	7%	Q1FY26	320	7%	Q2FY26	354	7%	<ul style="list-style-type: none">Growth driven by diversification of 2W customers & favourable customer mixSupply of suspended seats in domestic market grows further
Quarter	Revenue (Rs. Cr)	Revenue Share (%)																		
Q2FY25	286	7%																		
Q3FY25	273	7%																		
Q4FY25	325	7%																		
Q1FY26	320	7%																		
Q2FY26	354	7%																		
<div></div> <div>Others</div>	<div><table><thead><tr><th>Quarter</th><th>Revenue (Rs. Cr)</th><th>Revenue Share (%)</th></tr></thead><tbody><tr><td>Q2FY25</td><td>906</td><td>21%</td></tr><tr><td>Q3FY25</td><td>933</td><td>22%</td></tr><tr><td>Q4FY25</td><td>992</td><td>22%</td></tr><tr><td>Q1FY26</td><td>966</td><td>22%</td></tr><tr><td>Q2FY26</td><td>1,070</td><td>22%</td></tr></tbody></table></div>	Quarter	Revenue (Rs. Cr)	Revenue Share (%)	Q2FY25	906	21%	Q3FY25	933	22%	Q4FY25	992	22%	Q1FY26	966	22%	Q2FY26	1,070	22%	<ul style="list-style-type: none">Sensors and ADAS business continued to scale up, supported by the successful start of a new camera module production lineAlternate fuel business growth driven by increasing CNG penetration
Quarter	Revenue (Rs. Cr)	Revenue Share (%)																		
Q2FY25	906	21%																		
Q3FY25	933	22%																		
Q4FY25	992	22%																		
Q1FY26	966	22%																		
Q2FY26	1,070	22%																		

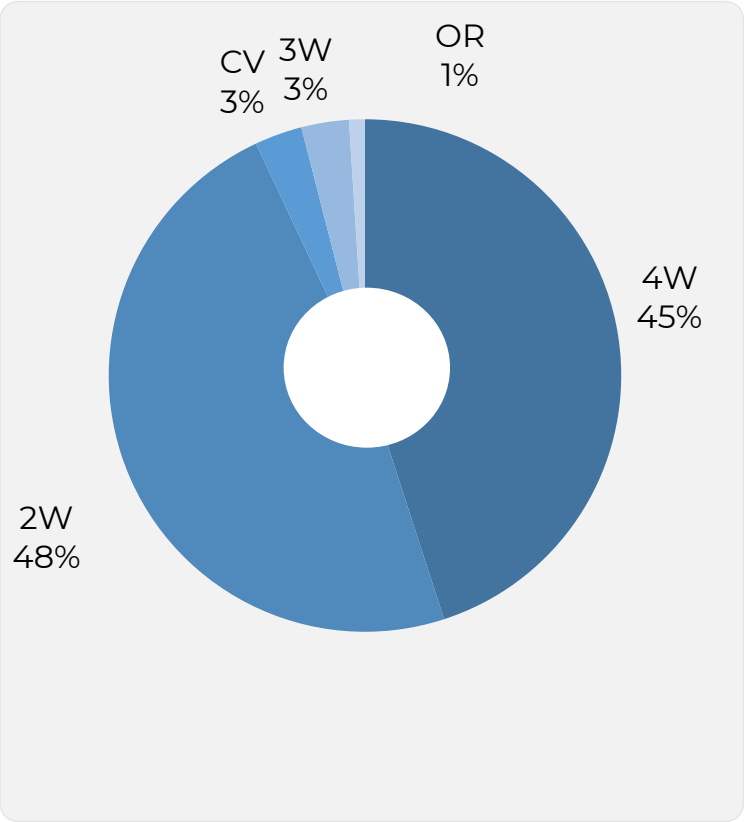
REVENUE BREAKUPS Q2 FY26



Geography-wise Breakup



Channel-wise Breakup



Segment-wise Breakup

Project Expansion Update

Sr	Product Line	Entity	Total Cost (In Rs Crs)	Location	Capacity	Expected SOP	Status
1	4W Alloy Wheels	Uno Minda Ltd	542	Kharkhoda	120k Wheel p.m.	Q4 FY28 Phase 2	Phase 1 for 60k Wheel p.m. under commissioning
2	4W Lighting	PTMA	210	Indonesia	Expansion cum Shifting	Q4 FY26	Project under implementation
3	4W Switches	Uno Mindarika	120	Farrukhnagar	Shifting Cum Expansion	Q3 FY27	Project under implementation
4	Sunroof	Uno Minda Ltd	63	Bawal	New Facility	Q4 FY27	Project under implementation
5	Airbags	TG Minda (JV)	283	Harohalli	Greenfield	Q1 FY27	Project under Implementation
6	Casting	Uno Minda Ltd	72	Hosur	Expansion	Q4 FY 26	Project under Implementation
7	2W Alloy Wheels	Uno Minda Ltd	200	Bawal	Expansion	Q2 FY 27	Project under implementation
8	4W EV Powertrain Products	Uno Minda Auto Innovations Pvt Ltd	423	Khed	New Facility	Q2 FY 27 Phase 1	Project under implementation
9	2W Lighting	Uno Minda Ltd	233	Kharkhoda	Shifting cum Expansion	Q3 FY27	Project under implementation
10	EV Casting Products	Uno Minda Ltd	210	Chhatrapati Sambhajinagar	New Facility	Q2 FY27 Phase 1	Project under implementation
Total			2,356				

Recent Recognitions



Red Dot Award: Design Concept 2025

in the Cars & Motorcycles category for its Tech Demonstrator the TD225, first showcased at the Auto Expo 2025



CII Best CFO Award for 2024-25: Auto and Auto Ancillary Sector

awarded to Group CFO
Mr Sunil Bohra



Great Place To Work® Certified™

For 5 Years Consecutive

Corporate Social Responsibility Initiatives



Inaugurated its 18th Samarth Jyoti Center in Kaggalahalli, Harohalli, Karnataka



HP-CLAP (Continued Learning Access Program) in collaboration with Uno Minda



Partners with Atypical Advantage, along with Next Bharat Ventures (an initiative of Suzuki Motor Corporation) for High Impact Initiatives for PwDs



12th Valedictory Function at the Samarth-Jyoti Center in Vadakkupattu, Chennai

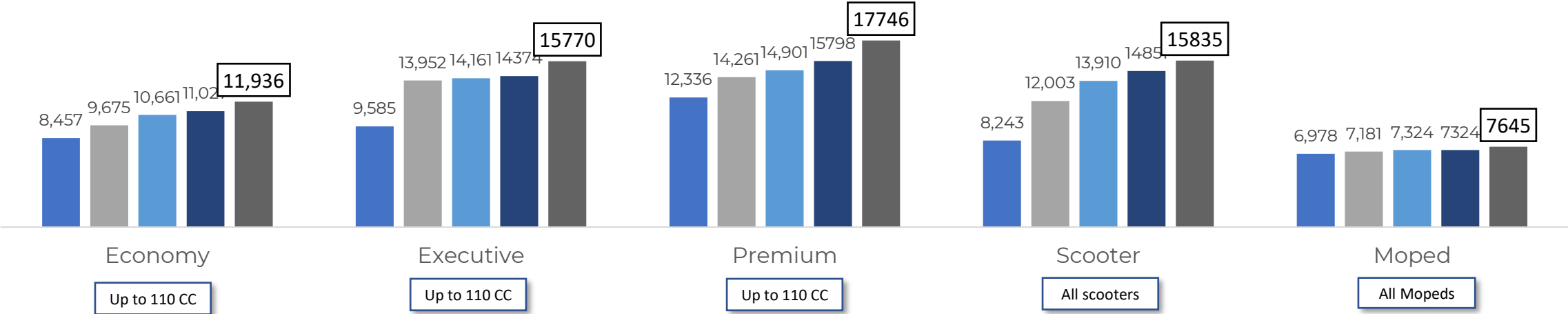


Supported Self Help Group 16 Making bags from seating waste

POTENTIAL KIT VALUE* (Excluding EV Specific Components)

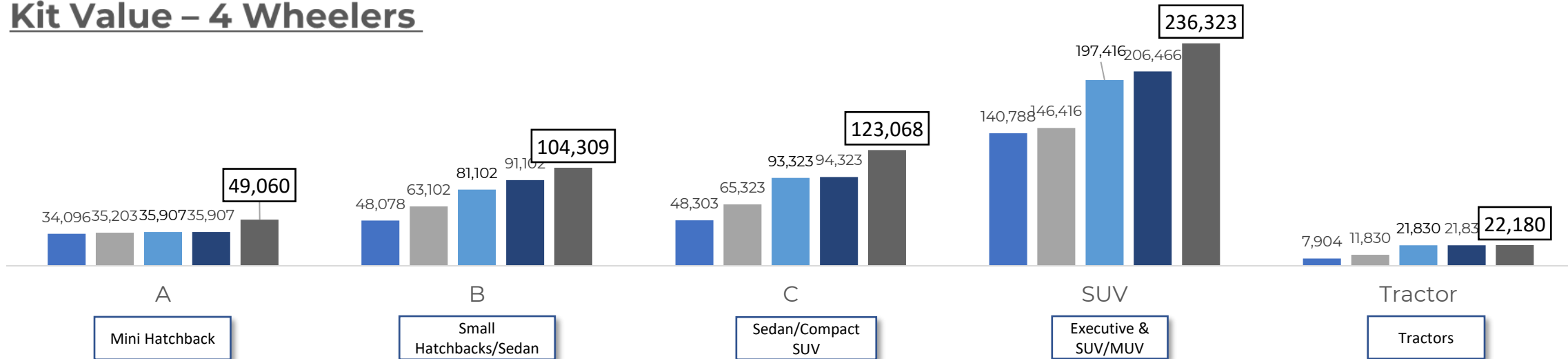
Kit Value – 2 Wheelers

As at the end of FY ■ 2021 ■ 2022 ■ 2023 ■ 2024 ■ 2025



As at the end of FY ■ 2021 ■ 2022 ■ 2023 ■ 2024 ■ 2025

Kit Value – 4 Wheelers



*Potential is calculated on basis that all products manufactured by Uno Minda which can be supplied in the vehicle.

A hand holding a smartphone, with a futuristic digital overlay. The overlay includes various charts, graphs, and data points, suggesting a high-tech or data-driven environment. The word "ANNEXURES" is prominently displayed in the center. The background is dark and textured, with glowing blue lines and data points scattered throughout. The overall aesthetic is modern and technological.

CONSOLIDATED PROFIT & LOSS STATEMENT

Particulars (Rs. Cr)	Q2 FY 26	Q1 FY 26**	QoQ%	Q2 FY 25	YoY%	H1FY26 *	H1FY25	YoY%
Revenue from Operations	4,814	4,420	9%	4,245	13%	9,234	8,062	15%
Raw Material	3,092	2,836		2,754		5,928	5,214	
Employee Cost	636	624		528		1,260	1,045	
Other Expenses	535	486		481		1,021	914	
EBITDA	552	474	16%	482	14%	1,026	890	15%
EBITDA Margin	11.46%	10.7%	73 bps	11.36%	10 bps	11.11%	11.04%	7 bps
Other Income	13	12		2		25	13	
Depreciation	173	159		151		333	293	
EBIT	391	327	20%	334	17%	718	611	18%
EBIT Margin	8.1%	7.4%	73 bps	7.9%	27 bps	7.8%	7.6%	20 bps
Finance Cost	45	44		46		89	82	
PBT before Share of Profit of associates/ JVs	346	283	22%	288	20%	629	528	19%
PBT Margin %	7.2%	6.4%	78 bps	6.8%	41 bps	6.8%	6.6%	26 bps
Tax	86	72		78		159	145	
PAT before Share of Profit of associates/ JVs	259	211	23%	218	19%	470	392	20%
PAT Margin %	5.39%	4.8%	63 bps	5.13%	26 bps	5.09%	4.86%	23 bps
Share of Profit of associates/ JVs	63	47		48		111	85	
PAT after share of Profit of associates/ JVs	323	258	25%	266	21%	580	477	22%
PAT attributable to:								
- Owners of UML	304	239	27%	245	24%	543	443	22%
- Non Controlling Interests	19	18		21		37	33	
Other Comprehensive Income	-4	4		-9		-1	-20	
Total Comprehensive Income for UML	300	243	23%	236	27%	543	424	28%
TCI Margin %	6.2%	5.5%	73 bps	5.6%	67 bps	5.9%	5.3%	63 bps
Total Comprehensive Income for Non Controlling Interests	18	18		21		37	33	
PAT (UML share excluding exceptional income)	304	239	27%	239	27%	543	437	24%
EPS (Diluted)	5.27	4.22		4.26		9.40	7.70	

*Note : All the above figures for Q1 FY26 & H1 FY 26 are exclusive of prior period incentive income of Rs. 69 crs

Financial Summary (Last 5 Years)

Particulars	Unit	FY25	FY24	FY23	FY22	FY21
Consolidated Revenue	INR Cr	16,775	14,031	11,236	8,313	6,374
EBITDA	INR Cr	1,874	1,585	1,242	885	725
EBITDA Margin	%	11.2	11.3	11.1	10.6	11.4
PAT (UML Share)	INR Cr	943	875	654	356	207
Net UML profit margin	%	5.6	6.2	5.8	4.3	3.2
Net Worth	INR Cr	6,113	5,265	4,434	3,765	2,563
EPS	INR	16.4	15.3	11.4	6.3	3.7
Dividend Payout ratio	%	13.7	13.0	13.1	12.0	11.2
ROCE	%	18.9	19.8	19.2	15.8	13.1
ROE	%	17.7	19.3	17.2	12.5	10.0
Net Debt to Equity	x	0.34	0.25	0.24	0.15	0.31
Current Ratio	x	1.3	1.2	1.2	1.3	1.0
Debt Service Coverage Ratio	x	3.83	4.30	3.97	2.22	2.35
Fixed Assets Turnover Ratio	x	4.2	4.3	4.1	3.3	2.6

ABOUT UNO MINDA



ABOUT UNO MINDA



UNO MINDA A Leading Auto Component Player, Since 1958

₹ **205B** (\$ 2.40 B)*

*Group Turnover (FY24-25)

TOP 200

BSE/NSE listed companies

76

Plants Globally

18

Joint Venture / TLA

37,000+

Employees

28

Product Lines

VISION

To be a **Sustainable Global** organization that **enhances** value for all its **Stakeholders**, attains **Technology Leadership** and cares for its people like a **Family**.

VALUES



Customer is Supreme



Live Quality



Respect for Individual



Respect for
Work-place Ethics



Encourage Creativity and Innovation to drive people, process & products



Uno Minda Limited is one of the leading manufacturers of auto components and systems with leadership across key product segments.



The company has a well diversified product portfolio with marquee clientele, both globally and domestically



Diversified across product divisions (Acoustics, Switches, Castings, Lighting and others), segments (4Ws & 2Ws) and geographies (International & Domestic) and channels (replacement & OEM)



Product portfolio is well insulated from any foreseeable market disruptions, with an ICE-EV agnostic product portfolio and constantly increasing kit value, leading to higher wallet share with OEMs



The company has been steadily growing its global presence through sustained capacity additions and channel expansions



Strong R&D focus and infrastructure helps in in-house product development and localization of products



Track record of robust financial performance and delivering strong shareholder returns, supported by reputed promoters with rich experience and backed by professional management team

Domains & Product Groups – 4W

UML – 4W Lighting Division



UML – Westport Division MWTL



UML – Sensor & ADAS Division



UML – Controller Division



Uno Mindarika



UML – Tokai Rika



UML – Densoten



UML – Inovance



4W EV Powertrain

UML – 4W Alloy Wheels



UML – ROKI



UML – Casting Division



Uno Minda Tachi-S Seating



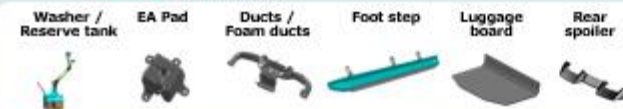
UML – Aisin Corporation



Toyota Gosei Uno Minda



UML – Kyoraku



UML – Onkyo & Acoustic Division



LAS
Lighting & Alternate Fuels Systems

ACS
ADAS Controllers & Sensors Systems

ECS
Electronic & Control Systems

LPS
Light Metal & Powertrain Systems

SCS
Safety & Comfort Systems



Domains & Product Groups – 2W/3W

UML – 2W Lighting Division



UML – Westport Division MWTL




UML – Sensor & ADAS Division



UML – Controller Division



UML – Buehler Motors



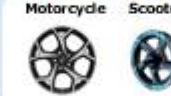
Uno Minda EV Systems



UML – Switch Division



2W Alloy Wheel



UML – ROKI



UML – Casting Division



UML – Acoustic Division



UML – Seating Division



Toyoda Gosei Uno Minda



LAS
Lighting & Alternate Fuels Systems

ECS
Electronic & Control Systems

LPS
Light Metal & Powertrain Systems

SCS
Safety & Comfort Systems

ACS
ADAS, Controllers & Sensors Systems



Domains & Product Groups – CV/OR

UML – Lighting Division



UML – Westport Division MWTL



UML – Sensor & ADAS Division



UML – Controller Division



UML – Switch Division



Uno Mindarika



UML – Inovance



4W EV Powertrain



UML – Casting Division



UML – Onkyo & Acoustic Division



UML – Nabtesco



UML – Seating Division



ACS
ADAS, Controllers & Sensors Systems

LAS
Lighting & Alternate Fuels Systems

LPS
Light Metal & Powertrain Systems

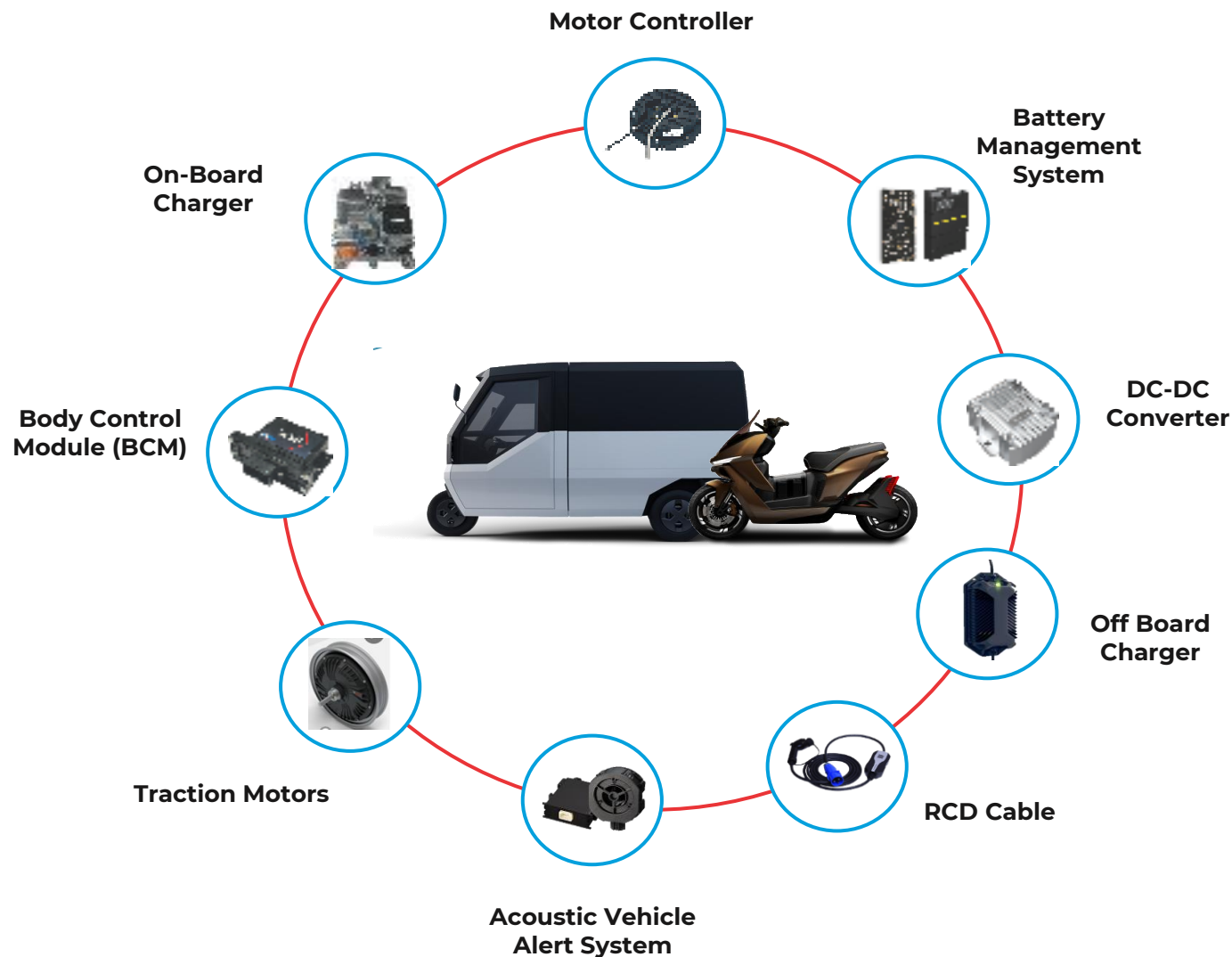
SCS
Safety & Comfort Systems

ECS
Electronic & Control Systems

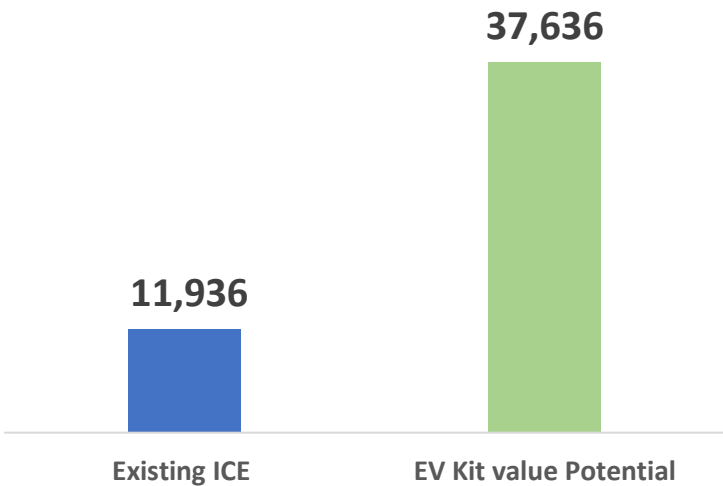


UNO MINDA's EV PRODUCT PORTFOLIO (2W & 3W)

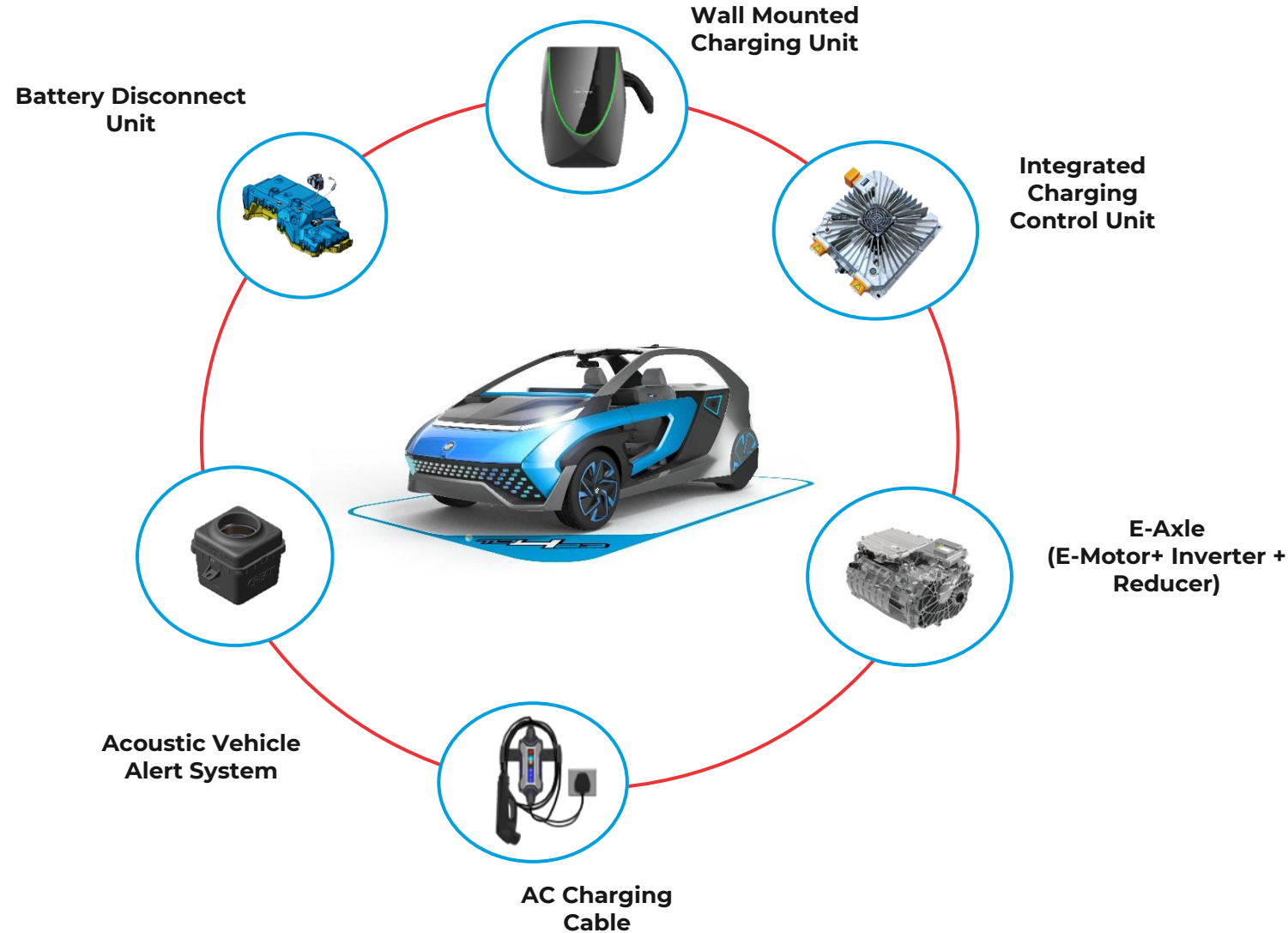
Low Voltage EV Products (48V to 96V)



Potential Kit Value (EV 2W) (in INR)



EV Strategy for Four Wheeler



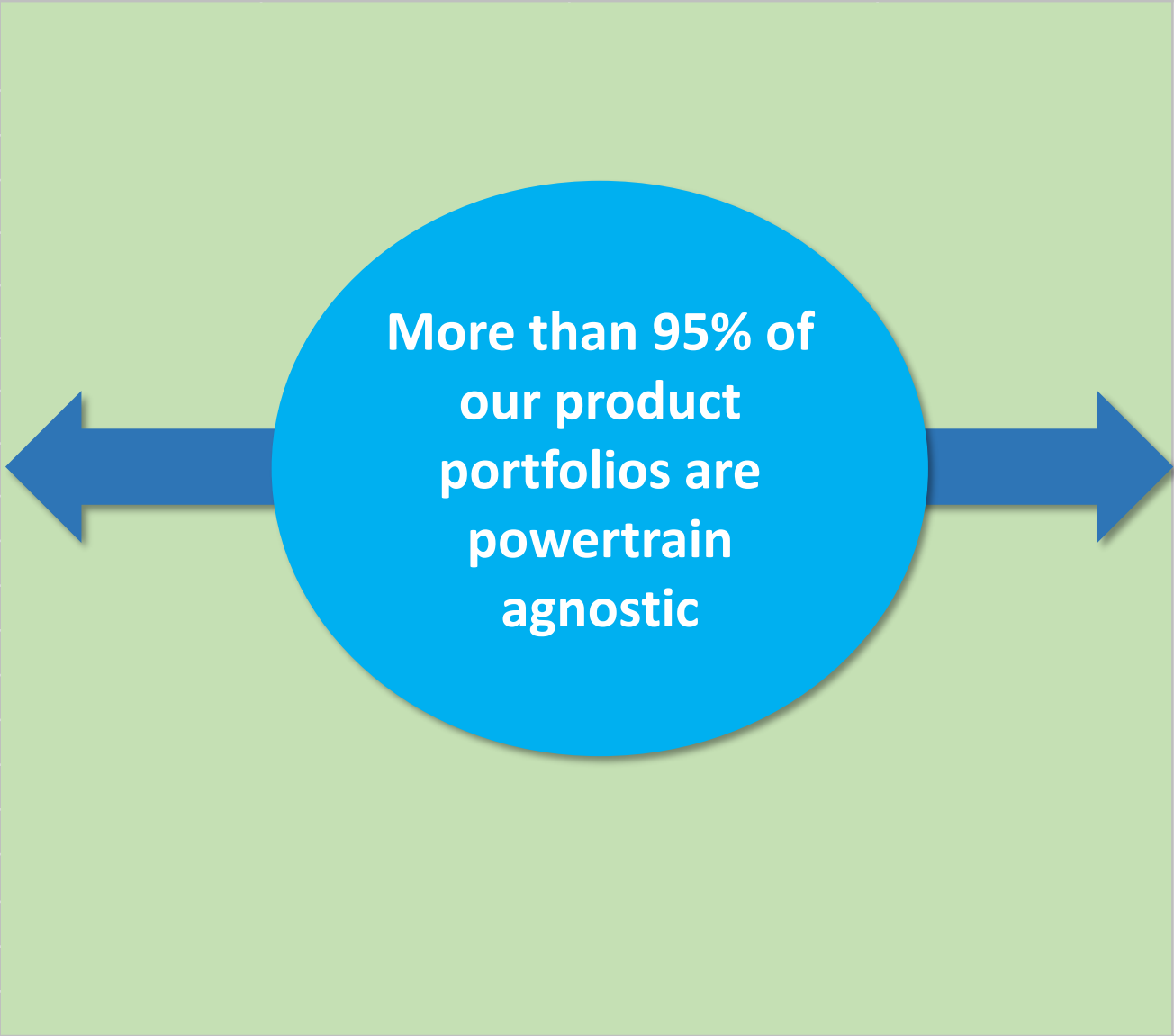
Under Production/Orders Won

- 1 Battery Disconnect Unit
- 2 AC Charging Cable
- 3 Integrated Charging Control Unit (OBC + DC DC + PDU) (Low Voltage)
- 4 EVSE-Wall Mount Charging Unit
- 5 Electric Drive Unit (EDU)/e-Axle (E-Motor+ Inverter+ Reducer)

Under Self Development/TLA Done







- 6 Acoustic Vehicle Alert System
- 7 Integrated Charging Control Unit (OBC + DC DC + PDU) (High Voltage)

Engine agnostic portfolio with potential upside from EV transition

Domains	Product Lines	ICE	Alternate Fuel Systems	Hybrid	BEV
Electronic & Control Systems	4W Switches & HVAC				
	Seat Belts				
	Shifters				
	Infotainment Systems				
ADAS, Controllers and Sensors	Sensors				
	Controllers				
	RPAS & ADAS				
	Cameras				
	Telematics & TCU				
Safety & Comfort Systems	Steering Wheel with Airbags				
	Body Sealing				
	EA Pad				
	Air Ducts & Washer Bottle				
	Spoiler				
	Seats				
	Horns				
	Speakers				
	Brake Hoses				
Lighting & Alternate Fuel	Lamps				
Light Metal & Power Train	Alloy Wheels				
	Casting				
Battery	Lead Acid Battery				

UML's Powertrain Focused Portfolio



Domains	Product Lines	 ICE	 H2 ICE	 CNG	 PHEV	 HEV	 BEV
Electronic & Control Systems	Portable Charging Unit				●		●
	Wall Mount Charger (EVSE)				●		●
Safety & Comfort Systems	Fuel Hoses/Fuel cap	●		●	●	●	
Lighting & Alternate Fuel	Alternate Fuel Systems		●	●			
Light Metal & Power Train	Air Filtration Systems	●	●	●	●	●	
	Canisters	●		●	●	●	
4W EV*	Combined Charging Unit (CCU)				●		●
	E-Motor/Generator				●	●	●
	E-Axle (EDU)				●	●	●
	Inverter				●	●	●
	Multi function Controllers						●

* Upcoming portfolio

AFTERMARKET- EXPANDING B2C BUSINESS



1600+
Business Partners
40K+ Retailers



600+
Districts
7K+ Pin Codes



150K+
Workshops
7K+ SKUs

Key Products

Switch, Light, Horn, Filter, RVM, Braking, Seating,
Lubricants, Battery, Car Accessories & Alloys



WAREHOUSE

- 2L+ Sq. Ft. Area
- 7K+ Boxes Handled daily
- 200 + Manpower
- Global Servicing



GLOBAL DISTRIBUTION

- 1L+ touch points globally
- Presence in USA, EU, LATAM, MEA, ASEAN & SAARC
- Office in Dubai



CHANNEL MARKETING

- 3K+ PAN India SPA Activities e.g. Retailer & Mechanic meets, Van campaign, Corner meets
- Yearly FTS Scheme
- 300+ Sales Team Members



BRAND & MARKETING

- Uniform Brand Identity
- 500+ NPD Yearly
- Presence in all 5 Segments 2W, 3W, Car, CV, Tractor & OR



UNOMINDAKART.COM

- 24+ Categories
- PAN India doorstep delivery
- Alloy & 3D Visualizer
- Toll Free- 1800 102 7977

Locations



HO – Delhi







Sale Office – Dubai








30+ Branch offices PAN India

300+ Sales Team Globally
50+ on ground Service Engineers

Customer Management System

-  **ORDER MANAGEMENT SYSTEM**
Primary Sales
-  **SALES APP**
Secondary Sales
-  **UNO STAR**
Mechanic & Retailer Loyalty Program
-  **CATALOGUE APP**
Online Product Portfolio

Process Automation

-  AI/ML based demand forecasting tool
-  WMS – IoT enabled SCM
-  Infor – BAAN ERP
-  Drishyam – BI & Data Analytics
-  Digital Warranty



11 CR + Monthly Impressions





















Scan for Digital Catalogue

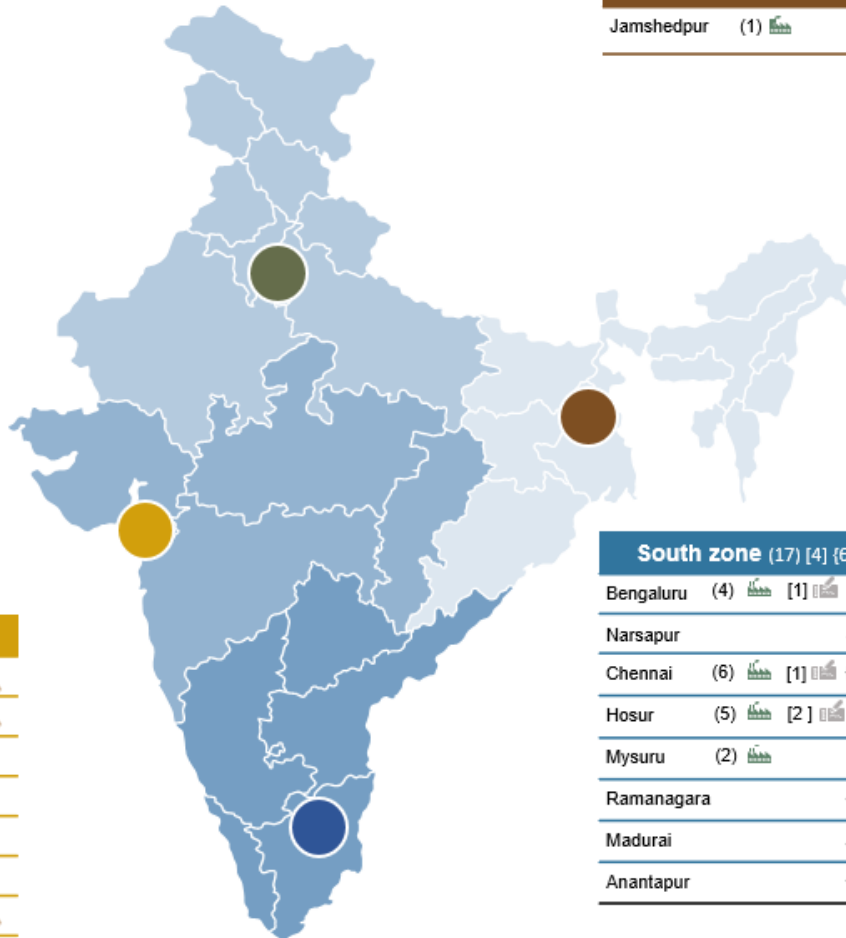
Group Presence

Strategic Manufacturing Location





 72 Plants	 29 Engg. Centers	HO Head Office	RO Reg. Office	 17 Warehouses
--	--	------------------------------	------------------------------	---

North zone. (33) [17] {3}		
Manesar (7)	 [6]	 HO
Bawal (11)	 [5]	
Neemrana (2)		
Nalagarh (1)		
Delhi	RO	{1}
Bahadurgarh (2)	 [1]	
Sonipat (1)	 {1}	
Pantnagar (3)	 [1]	
Haridwar (1)		
Farukhnagar (2)	 [1]	
Gurugram	[3]	{1}
Baddi (1)		
G. Noida (1)		
Kharkoda (1)		

West zone (21) [8] {8}		
Gujarat (8)	[8]	{5}
Pune/Chakan (8)		{2}
Waluj (1)		
Pithampur (1)		
Ranjangaon (1)		
Supa (1)		
Nasik		{1}
Khed (1)		

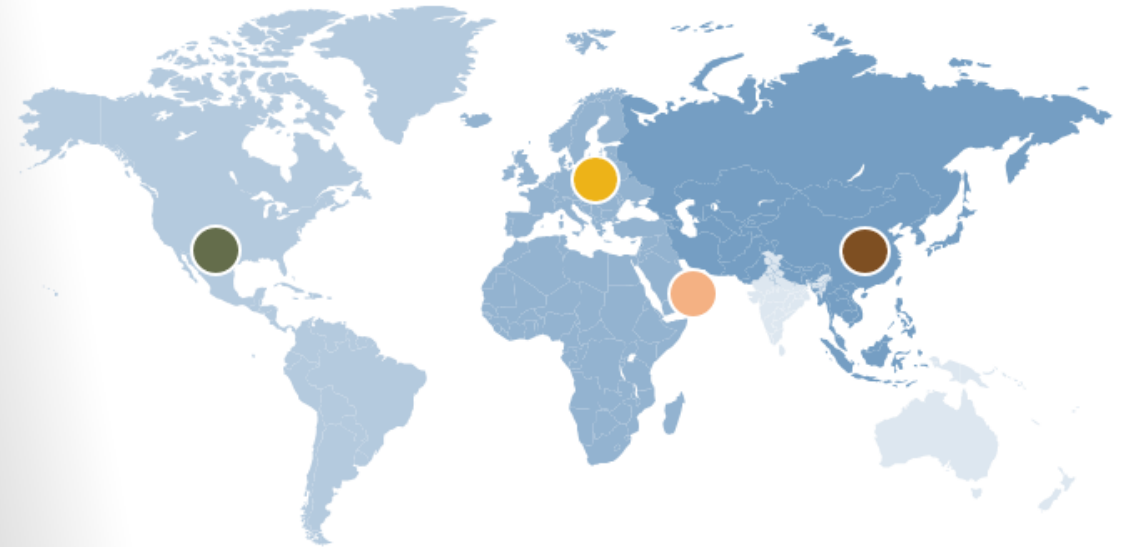


East zone (1)		
Jamshedpur (1)		



South zone (17) [4] {6}		
Bengaluru (4)	 [1]	
Narsapur		{2}
Chennai (6)	 [1]	{1}
Hosur (5)	 [2]	
Mysuru (2)		
Ramanagara		{1}
Madurai		{1}
Anantapur		{1}

Growing International Presence

 6 Plants	 8 Sales Office	 8 Engg. Centers	 1 Warehouse
--	---	---	---



North & South America (2)

Mexico (Queretaro) (1)	
Colombia (Manizales) (1)	

Middle East (1)

UAE (Dubai) (1)	
-----------------	---

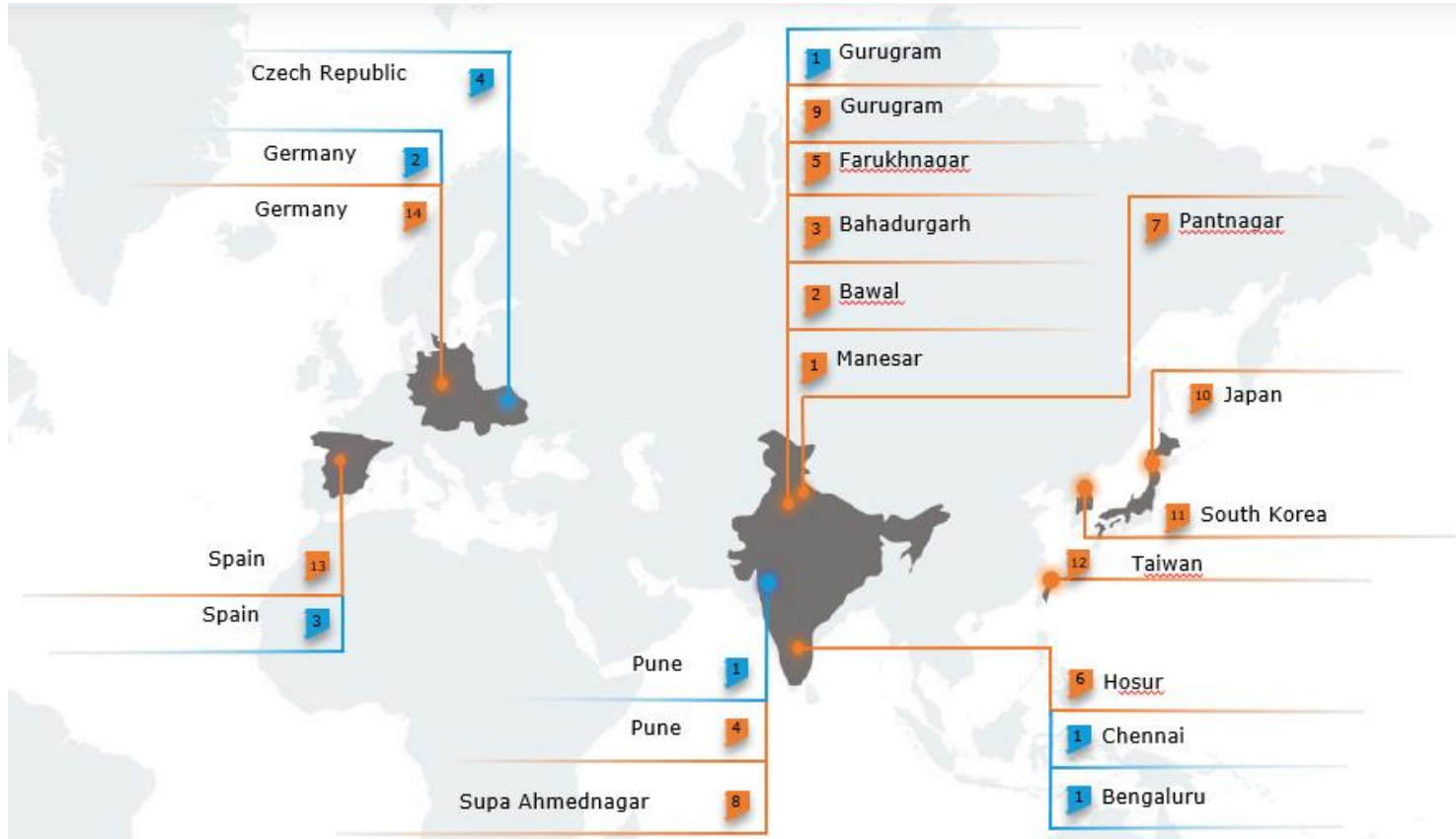
Europe (2) [7] {1}

France (Epernon)	
Spain (La Carolina, Bilbao)(1)	 [1]
Germany (Reutlingen, Munich)(1)	 [6] {1}

Asia (w/o India) (2) [1]

Indonesia (Karawang) (1)	
Taiwan (Tainan).	 (1)
Thailand (Bangkok)	
Vietnam (Vin Phuc) (1)	
Japan (Nagoya)	
South Korea (Pyeongtaek)	

UNO MINDA – Engineering and R&D




Central R&D Centre With A Focus On Advanced & Future Technology

1	Pune, Gurugram, Chennai & Bengaluru	India
2	Munich, Ingolstadt, Wolfsburg	Germany
3	Bilbao	Spain
4	Ostrava	Czech Republic

Product-focused Business Engineering Teams

1	2W Switch, Uno Mindarika, 4W Lighting, Uno Minda Westport, Acoustic, Uno Minda Nabtesco	Manesar
2	Uno Minda Kosei, Uno Minda Kyoraku, Toyota Gosei Uno Minda, Uno Minda Onkyo, Uno Minda Buehler Motors	Bawal
3	2W Lighting	Bahadurgarh
4	Sensor, Controller, 2W Switch, 4W Lighting, ADAS, Uno Mindarika	Pune
5	Uno Minda EV Systems	Farukhnagar
6	Seating	Hosur
7	Uno Minda Storage Batteries	Pantnagar
8	2W Alloy Wheels	Supa, Ahmednagar
9	Densoten Uno Minda	Gurugram
10	4W Lighting	Japan
11	4W Lighting	South Korea
12	4W Lighting	Taiwan
13	Clarton horn	Spain
14	Uno Minda Systems GmbH (ECUs, Logo Projectors & HIL Testing)	Germany
15	UMEVS	Germany, Vietnam

 **>1200**
NPD Engineers

 **252**
Patents Granted

 **37**
R&D and Engineering Centers

 **444**
Patent Filed

 **463**
Design Application Filed

State Of Art Validation & Test Facilities



Camera Lens Active Alignment



Acoustics Lab



EMI/EMC Electrical Test Facility



ADAS Lab



HIL@Uno Minda System GmbH



Photometric Testing Lab, LSTC, Spain



EE / Testing (Manual)

UNO MINDA – Central R&D and Design Studio



Uno Minda's first flagship centre for research engineering and advance technologies.

MISSION: Attain Technology Leadership with Ingenious CREATors to **Innovate for the future of mobility** focusing on Value Creation, Quality, and Process.

415+
Engineers

4
Locations

75+
R&D Projects



TRANSPORTATION DESIGN



DIGITAL SCULPTING



UI/UX DESIGN



DESIGN STRATEGY



PROTOTYPING

Locations



Pune, India



Gurgaon, India



Chennai, India



Ingolstadt, Germany

Focus



PERSONALIZED

Wireless Chargers | USB & Data Port
Chargers | Smart Switches | Seats with
Mechanisms | Interior & Exterior Lighting
| Silver Box Display TCU



AUTONOMOUS

Automotive Cameras | Ultrasonic
Sensors | ADAS Controllers |
TPMS



CONNECTED

Telematics Control Unit |
IoT Platform



ELECTRIFIED

AC Chargers | AC – DC Chargers |
DC DC Converter | AVAS

Key functional Competencies

- Product Planning
- Technical Sales
- Simulation based Engineering
- Prototyping
- System Req & Architecture
- Functional / Sys Validation
- Mechanical
- Hardware & Layout
- Software
- Functional Safety
- New Product Control
- Engineering Quality
- Product Costing
- Manufacturing Engineering

An independent creative design studio that offers best-in-class creative services for mobility products and systems.



Strengthening
R&D

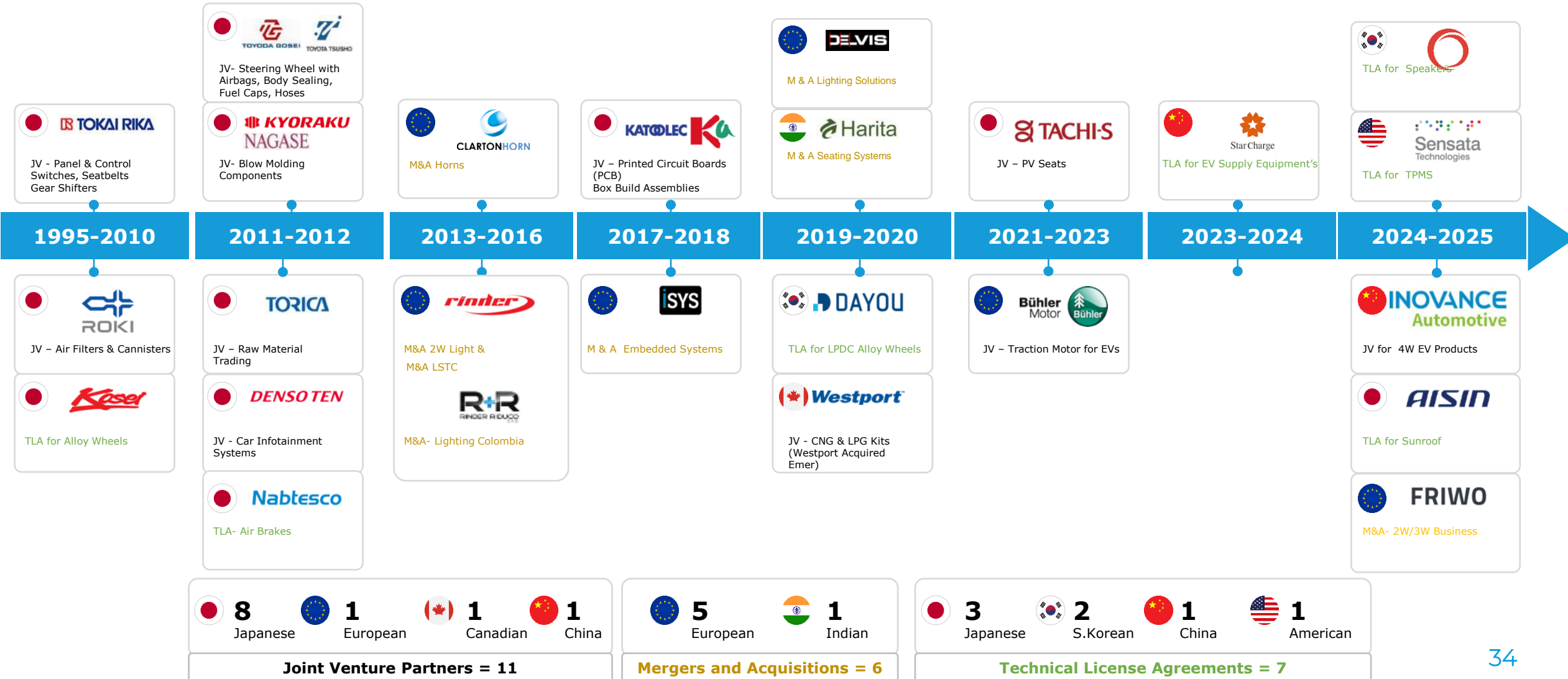
Global Centre for Embedded & Software Technology

Focused on supporting embedded competency
build-up for business

Advanced Technology Group

Focused on long horizon
Technology projects (>3 Years)

Nurturing Partnerships and Affiliations



Top Management Team



Mr. Nirmal Minda
Executive Chairman



Mr. Ravi Mehra
Managing Director



Mr. Ashok Taneja
Advisor



Mr. Navin Paul
Advisor



Mr. Sunil Bohra
Group CFO, CPO &
Corporate Affairs



Mr. Amit Jain
Group Chief Technical Officer,
CEO-4W Powertrain business



Mr. Nitesh Minda
Chief Marketing Officer



Ms. Garima Garg
Chief Human Resources Officer



Ms. Aditi Sharma
Chief Manufacturing Excellence Officer



Mr. Naveesh Garg
CEO - Electronics and
Control Systems

- Uno Mindarika – Switch 4W
- UM Switch 2W
- Uno Minda Denso Ten – Infotainment
- UMEV Systems – 2W/3W EV specific
- Uno Minda Buehler Motor – 2W/3W Traction motor



Mr. Vivek Jindal
Whole Time Director & CEO- Light &
Alternate Fuel System

- UM Light 4W
- UM Light 2W
- Uno Minda Westport - CNG
- Clarton Horns – Horns
- Rinder Rudco – Light 2W



Mr. Kundan K Jha
CEO - Light Metal &
Powertrain Systems

- UM AW2W
- UM AW4W
- UM Wheel Assembly
- UM Casting
- Roki Uno Minda – Air filters



Mr. A.G. Giridharan
CEO - Safety & Comfort
Systems

- UM Seating/Tachi S
- UM Acoustic & Speaker
- Uno Minda Kyoraku – Blow moulded prod
- Minda Nabtesco
- TG Uno Minda – Air bags, brake/fuel hoses, others



Mr. Sanjeev Kulkarni
CEO- ADAS, Controllers &
Sensors

- UM Sensor & ADAS
- UM Controller
- Uno Minda Katolec - PCBs



Mr. Rakesh Kher
CEO – Aftermarket &
Group CSO

- After Market
- Batteries
- Ancillaries

Group Strengths



Long Standing Relationships with OEMs

6 Decades of Preferred Supplier status with Major OEMs across all segments



Located close to customer

- Located in major Automotive hubs in India, Growing Global Presence
- Land bank in major hubs to set up Green field project



Strategic & Technology Driven Alliances

With Global Technology Leaders supporting various Product Lines



Robust Systems and Governance mechanism

Strong System, Processes with experienced board to drive Governance and Ethical Practices



Extensive Aftermarket Distribution and Service Network

1500 Business Partners, 35000 Retailers & 75000 Service Points



Human Resources

Great place to work certified. Focus on promoting In-house Talent & Succession Management



Made in India for India and Globe

Strong manufacturing base in India with 69 manufacturing plants



Strong R&D Capabilities

37 R&D and Engineering Centres Globally



Trustworthy and Capable Supplier Base

More than 1500 Suppliers spread across Geographies



Cyber risk Management

Strong & robust Security Management & Cyber risk Management framework to safeguard company from cyber threats

Environmental, Social & Governance (ESG)



Environmental

More than 90% of plants ISO 14001 & ISO 45001 certified
(Environmental & OHS Management System)

Energy and Emissions

Water Management

Waste Management



Social

Vision to enable Employee and Community Well-Being with following organizational goals:

Community Well Being (CSR)

Employee Well Being



Corporate Governance

Strong Corporate Governance and Board members

Policies governing our business

Ethics and compliances

Economic Value Creation



15% renewable energy share

60% renewable energy by 2030

Carbon neutral by 2040

Net Carbon Zero by 2050



Our Journey

2007



Seva Kendra, Bagla, Hisar Haryana, Skills Centre

2010



MDMMS, Bagla Haryana Sr. Sec. School

2012



Samarth - Jyoti Project

2016



SLMCH, Bagla Haryana Charitable Hospital

2019



TSNMS, Kadi Gujarat Sr. Sec. School

2024



TSNMS, Poonapalli, Hosur Sr. Sec. School

The Suman Nirmal Minda Foundation is actively engaged in the areas of Education, Skill development, Preventive and curative Healthcare, and Community wellbeing. Its key initiatives include operating community schools, remedial education programs, IT skill development, and vocational training tailored for underprivileged children, girls, boys, and women. With a network of 18 centers across 7 states, the Foundation also manages three senior secondary schools and a hospital, delivering quality education and accessible healthcare to underserved communities.

Thematic Areas



Skill Development



Education



Community Wellbeing



Preventive & Curative Health Care

Awards & Recognitions

Customer Awards

2024-25

QUALITY

DELIVERY

BEST SUPPLIER

PARTNER AWARD

COST COMPETITIVENESS

BUSINESS EXCELLENCE



46



Dr. Suman Minda, Chairperson of the CSR wing of Uno Minda, has been honored with the prestigious Hurun India's "Most Respected Philanthropists Award"



Mr. Nirmal Minda, has been recognized as one of India's Most Trusted Leaders 2024 by Great Place to Work! This prestigious honor is a testament to Mr. Minda's visionary leadership, unwavering dedication, and his commitment to fostering an exemplary workplace culture



Uno Minda is proud to secure the **Great Place To Work® (GPTW)** Certification for the fifth consecutive year!



Uno Minda has been honored with **Special Recognition for the Best Ratio of Patents Granted to R&D Expenses (2019-2024)** at the Confederation of Indian Industry **Industrial Intellectual Property Awards 2024** in the **Large - Manufacturing Patents** category.



Uno Minda Group has been awarded the prestigious "CSR TIMES, AWARD 2024" in the "Women Empowerment" category for our flagship initiative, "Samarth-Jyoti".



Uno Minda has been awarded the prestigious Innovation in the Automobile Sector award by the Indo-American Chamber of Commerce. This award is a testament to the hard work and dedication of our entire team for constantly pushing the boundaries of innovation

Certifications





Thank You

Corporate Office

Address: Village Nawada Fatehpur, P.O. Sikanderpur
Badda, Manesar, Gurgaon – 122004, India.

Website: www.unominda.com

For further information, please contact

Mr. Ankur Modi

Vice President

Head – Treasury, IR and Communication

amodi@unominda.com

Follow us on

