

Date: 10th August, 2022

BSE Limited
Phiroze Jeejeebhoy Towers,
Dalal Street, Fort,
Mumbai – 400001

National Stock Exchange of India Limited
Exchange Plaza , 5th Floor
Plot No. C/1, G Block,
Bandra - Kurla Complex
Bandra (East), Mumbai - 400051

Dear Sir/Madam,

Sub: Outcome of Board Meeting of MedPlus Health Services Limited held on 10th August, 2022

This is to inform you that the Board of Directors of the Company at its Meeting held on 10th August, 2022 have approved the Unaudited Standalone and Consolidated Financial Results of the Company for the First Quarter ended 30th June, 2022.

This is intimation under Regulations 30, 33, read with Para A. 4. (h) of Part A and Para A. (16) (b) of Part B of Schedule III of the SEBI (Listing Obligations and Disclosure Requirements) Regulations, 2015 (“Listing Regulations”).

We are enclosing the Unaudited Standalone and Consolidated Financial Results of the Company for the First Quarter ended 30th June, 2022, along with the Limited Review Report thereon, issued by the Statutory Auditors, M/s B S R & Associates LLP, Chartered Accountants.

The Meeting of the Board of Directors of the Company commenced at 3:30 P.M. and concluded at 7:35 P.M.

This intimation is also being uploaded on the Company’s website at www.medplusindia.com.

You are requested to kindly note the same.

This is for your information.

For and on behalf of MedPlus Health Services Limited

Shilpi Keswani
Company Secretary & Compliance Officer

Encl: a/a

B S R & Associates LLP

Chartered Accountants

Salarpuria Knowledge City,
Orwell, B Wing, 6th Floor, Unit-3,
Sy No. 83/1, Plot No. 02, Raidurg,
Hyderabad – 500 081 - India

Telephone: +91 40 7182 2000
Fax: +91 40 7182 2399

Limited Review Report on unaudited standalone financial results of MedPlus Health Services Limited for the quarter ended 30 June 2022 pursuant to Regulation 33 of Securities and Exchange Board of India (Listing Obligations and Disclosure Requirements) Regulations, 2015

To the Board of Directors of MedPlus Health Services Limited

1. We have reviewed the accompanying Statement of unaudited standalone financial results of MedPlus Health Services Limited ("the Company") for the quarter ended 30 June 2022 ("the Statement").

Attention is drawn to the fact that the figures for the corresponding quarter ended 30 June 2021, as reported in these unaudited standalone financial results have been approved by the Company's Board of Directors, but have not been subjected to review since the requirement of submission of quarterly standalone financial results is applicable on listing of equity shares of the Company during the quarter ended 31 December 2021.

2. This Statement, which is the responsibility of the Company's management and approved by the Board of Directors, has been prepared in accordance with the recognition and measurement principles laid down in Indian Accounting Standard 34 "*Interim Financial Reporting*" ("Ind AS 34"), prescribed under Section 133 of the Companies Act, 2013, and other accounting principles generally accepted in India and in compliance with Regulation 33 of the Securities and Exchange Board of India (Listing Obligations and Disclosure Requirements) Regulations, 2015. Our responsibility is to issue a report on the Statement based on our review.
3. We conducted our review of the Statement in accordance with the Standard on Review Engagements (SRE) 2410 "*Review of Interim Financial Information Performed by the Independent Auditor of the Entity*" issued by the Institute of Chartered Accountants of India. This standard requires that we plan and perform the review to obtain moderate assurance as to whether the Statement is free of material misstatement. A review is limited primarily to inquiries of company personnel and analytical procedures applied to financial data and thus provides less assurance than an audit. We have not performed an audit and accordingly, we do not express an audit opinion.
4. Attention is drawn to the fact that the figures for the three months ended 31 March 2022 as reported in these unaudited standalone financial results are the balancing figures between audited figures in respect of the full previous financial year and the published year to date figures up to the third quarter of the previous financial year. The figures up to the end of the third quarter of previous financial year had only been reviewed and not subjected to audit.
5. Based on our review conducted as above, nothing has come to our attention that causes us to believe that the accompanying Statement, prepared in accordance with applicable accounting standards and other recognised accounting practices and policies has not disclosed the information required to be disclosed in terms of Regulation 33 of the Securities and Exchange Board of India (Listing Obligations and Disclosure Requirements) Regulations, 2015 including the manner in which it is to be disclosed,



B S R & Associates LLP

or that it contains any material misstatement.

For B S R & Associates LLP

Chartered Accountants

Firm's Registration No.:116231W/W-100024



Arpan Jain

Partner

Hyderabad

10 August 2022

Membership No.: 125710


UDIN:22125710AOSAAO5877

MedPlus Health Services Limited (formerly known as MedPlus Health Services Private Limited)
 Regd. Office: H.No:11-6-56, Survey No: 257 & 258/1, Opp: IDPL Railway Siding Road,(Moosapet), Kukatpally, Hyderabad 500037,
 CIN - U85110TG2006PLC051845

Statement of Unaudited Standalone Financial Results for the quarter ended June 30, 2022

(Rs. in Millions)

S.No.	Particulars	Quarter ended			Year ended
		June 30, 2022	March 31, 2022	June 30, 2021	March 31, 2022
		Unaudited	Audited (refer note 6)	Unaudited	Audited
	Income				
	Revenue from operations	272.85	388.20	259.85	1,457.14
	Other income	53.67	62.11	9.90	95.41
I	Total income	326.52	450.31	269.75	1,552.55
	Expenses				
	Cost of materials consumed	49.14	51.70	33.43	193.56
	Purchases of stock-in-trade	161.11	208.99	289.66	972.12
	Changes in inventories of finished goods, work-in-progress and stock-in-trade	(18.40)	54.27	(119.91)	20.00
	Employee benefits expense	48.96	42.61	28.67	137.32
	Finance costs	12.48	11.86	2.03	26.31
	Depreciation and amortisation expense	25.39	18.63	5.15	46.32
	Other expenses	47.44	53.03	7.67	101.13
II	Total expenses	326.12	441.09	246.70	1,496.76
III	Profit before tax (I-II)	0.40	9.22	23.05	55.79
	Tax expense				
	- Current tax	-	-	-	-
	- Deferred tax	-	-	-	-
IV	Total tax expense	-	-	-	-
V	Net Profit after tax (III-IV)	0.40	9.22	23.05	55.79
	Other Comprehensive Income				
	(i) Items that will not be reclassified to profit or loss				
	- Re-measurement of gain on define benefit plan	1.17	0.79	-	1.17
	(ii) Income tax relating to items that will not be reclassified to profit or loss	-	-	-	-
VI	Other comprehensive income for the period / year , net of tax	1.17	0.79	0.00	1.17
VII	Total comprehensive income for the period / year (V+VI)	1.57	10.01	23.05	56.96
VIII	Paid-up Capital				
	(i) Equity Share Capital	238.60	238.60	4.49	238.60
	(ii) Compulsorily Convertible Preference Shares ('CCPS')	-	-	437.11	-
IX	Other Equity				10889.21
X	Earnings per equity share (Refer Note 8)				(Annualised)
	Basic earnings per share (Rs.)	0.00	0.08	0.22	0.50
	Diluted earnings per share (Rs.)	0.00	0.08	0.21	0.50
XI	Face value per share				
	Equity shares (Rs.)	2.00	2.00	2.00	2.00
	CCPS considered as equity (Rs.)	-	-	20.00	-



MedPlus Health Services Limited (formerly known as MedPlus Health Services Private Limited)

Notes to the Unaudited standalone financial results:

- 1 The above reviewed unaudited standalone financial results have been prepared in accordance with Indian Accounting Standards ('Ind AS') prescribed under Section 133 of the Companies Act, 2013 and other accounting principles generally accepted in India and in terms of Regulation 33 of the SEBI (Listing Obligations and Disclosure Requirements) Regulations, 2015. These unaudited standalone financial results have been reviewed by the Audit Committee and approved by the Board of Directors of the Company at its meeting held on August 10, 2022. These financial results have been subjected to review by the Statutory Auditors of the Company and the auditors have expressed have issued an unqualified review report on the same.
- 2 The Company has completed its Initial Public Offer ('IPO') and listed its equity shares on BSE Limited ('BSE') and National Stock Exchange of India Limited ('NSE') on December 23, 2021. Accordingly, the figures for the quarter ended June 30, 2021 as reported in these financial results were neither reviewed nor subjected to audit. However, the management has exercised necessary due diligence to ensure that the financial results for these periods provide a true and fair view of the Company's affairs.
- 3 During the year ended March 31, 2022, the Company has completed its Initial Public Offering (IPO) of 17,573,342 equity shares of face value of Rs. 2 each for cash at an issue price of Rs. 796 per equity share aggregating to Rs. 13,982.95 million, consisting of Fresh Issue of 7,544,511 equity shares amounting to Rs. 6,000 million and an offer for sale of 7,826,626 equity shares amounting to Rs. 7,982.95 million by the Selling Shareholders. Pursuant to the IPO, the equity shares of the Company were listed on National Stock Exchange of India Limited (NSE) and BSE Limited (BSE) with effect from 23 December 2021.
The Company has incurred Rs. 536.83 million as IPO related expenses which are proportionately allocated between the Company and Selling Shareholders as per respective offer size, with the Company's share of expenses aggregating to Rs. 217.27 million being adjusted against Securities Premium in accordance with the provisions of Companies Act 2013.
- 4 The utilization of IPO proceeds received by the Company (Net of IPO related expense) is summarized below:

(Rs. in Millions)			
Objects as per Prospectus	Planned utilisation as per Prospectus	Utilisation up to June 30, 2022	Unutilised amount as on June 30, 2022*
i) Investment in Subsidiary Optival Health Solutions Private Limited towards their working capital requirements	4,671.70	2,826.06	1,845.64
ii) General Corporate Purposes	1,111.03	9.09	1,101.94
Total	5,782.73	2,835.15	2,947.58

* Out of the aforesaid unutilised proceeds, amount of Rs. 2,883.94 millions have been placed as fixed deposits with bank and the balance amount of Rs. 63.64 millions is yet to be received by the company from the IPO public issue account.

- 5 The outbreak of COVID-19 in many countries has brought about disruptions to businesses around the world and uncertainty to the global economy. The Company is closely monitoring the impact of the pandemic on all aspects of its business, including how it will impact its employees, vendors and business partners. The Company based on the information available to date, both internal and external, considered the uncertainty relating to the COVID- 19 pandemic in assessing its impact on the standalone financial results. Based on the current estimates, the Company expects to fully recover the carrying amount of assets, and does not foresee any material adverse impact on its operations. As the outbreak continues to evolve, the Company will continue to closely monitor any material changes to future economic condition.
- 6 The Standalone figures for the quarter ended 31 March 2022 are the balancing figures between audited figures in respect of the full financial year and the published unaudited year to date figures upto the third quarter of said financial year.
- 7 As per Ind AS 108 'Operating segments', the Company has disclosed the segment information only as part of the consolidated financial results.
- 8 The earnings per equity share for the quarters are not annualised.
- 9 The above financial results are also available at the Stock Exchange's website i.e. www.bseindia.com, www.nseindia.com and the Company's website www.medplusindia.com.

For and on behalf of the Board of Directors of
MedPlus Health Services Limited
 (formerly known as MedPlus Health Services Private Limited)


G. Madhukar Reddy
 Managing Director
 DIN: 00098097
 Place: Hyderabad
 Date: August 10, 2022



B S R & Associates LLP

Chartered Accountants

Salarpuria Knowledge City,
Orwell, B Wing, 6th Floor, Unit-3,
Sy No. 83/1, Plot No. 02, Raidurg,
Hyderabad – 500 081 - India

Telephone: +91 40 7182 2000
Fax: +91 40 7182 2399

Limited Review Report on unaudited consolidated financial results of MedPlus Health Services Limited for the quarter ended 30 June 2022 pursuant to Regulation 33 of Securities and Exchange Board of India (Listing Obligations and Disclosure Requirements) Regulations, 2015, as amended

To the Board of Directors of MedPlus Health Services Limited

1. We have reviewed the accompanying Statement of unaudited consolidated financial results of MedPlus Health Services Limited ("the Parent"), and its subsidiaries (the Parent and its subsidiaries together referred to as "the Group") for the quarter ended 30 June 2022 ("the Statement"), being submitted by the Parent pursuant to the requirements of Regulation 33 of the Securities and Exchange Board of India (Listing Obligations and Disclosure Requirements) Regulations, 2015, as amended ('Listing Regulations').

Attention is drawn to the fact that the figures for the corresponding quarter ended 30 June 2021, as reported in these unaudited consolidated financial results have been approved by the Parent's Board of Directors, but have not been subjected to review since the requirement of submission of quarterly consolidated financial results is applicable on listing of equity shares of the Parent during the quarter ended 31 December 2021.

2. This Statement, which is the responsibility of the Parent's management and approved by the Parent's Board of Directors, has been prepared in accordance with the recognition and measurement principles laid down in Indian Accounting Standard 34 "*Interim Financial Reporting*" ("Ind AS 34"), prescribed under Section 133 of the Companies Act, 2013, and other accounting principles generally accepted in India and in compliance with Regulation 33 of the Listing Regulations. Our responsibility is to express a conclusion on the Statement based on our review.
3. We conducted our review of the Statement in accordance with the Standard on Review Engagements (SRE) 2410 "*Review of Interim Financial Information Performed by the Independent Auditor of the Entity*", issued by the Institute of Chartered Accountants of India. A review of interim financial information consists of making inquiries, primarily of persons responsible for financial and accounting matters, and applying analytical and other review procedures. A review is substantially less in scope than an audit conducted in accordance with Standards on Auditing and consequently does not enable us to obtain assurance that we would become aware of all significant matters that might be identified in an audit. Accordingly, we do not express an audit opinion.

We also performed procedures in accordance with the circular issued by the Securities and Exchange Board of India under Regulation 33(8) of the Listing Regulations, to the extent applicable.

4. The Statement includes the results of the entities mentioned in Annexure I to the Statement
5. Attention is drawn to the fact that the figures for the three months ended 31 March 2022 as reported in these unaudited consolidated financial results are the balancing figures between audited figures in respect of the full previous financial year and the published year to date figures up to the third quarter of the previous financial year. The figures up to the end of the third quarter of previous financial year had only been reviewed and not subjected to audit.
6. Based on our review conducted and procedures performed as stated in paragraph 3 above, nothing has come to our attention that causes us to believe that the accompanying Statement, prepared in accordance with the recognition and measurement principles laid down in the aforesaid Indian Accounting Standard and other accounting principles generally accepted in India, has not disclosed the information required to be disclosed in terms of Regulation 33 of the Listing Regulations, including the manner in which it is to be disclosed, or that it contains any material misstatement.

B S R & Associates LLP

7. We did not review the interim financial results of 2 Subsidiaries included in the Statement, whose interim financial results reflect total revenues (before consolidation adjustments) of Rs. 2,470.92 million, total net profit after tax (before consolidation adjustments) of Rs. 19.89 million and total comprehensive income (before consolidation adjustments) of Rs. 19.89 million for the quarter ended 30 June 2022, as considered in the unaudited consolidated financial results. These interim financial results have been reviewed by other such auditor whose report has been furnished to us by the Parent's management and our conclusion on the Statement, in so far as it relates to the amounts and disclosures included in respect of these subsidiaries, is based solely on the reports of such other auditor and the procedures performed by us as stated in paragraph 3 above.

Our conclusion is not modified in respect of this matter.

8. The Statement includes the interim financial information of 8 Subsidiaries which have not been reviewed, whose interim financial information reflect total revenues (before consolidation adjustments) of Rs. 910.08 million, total net profit after tax (before consolidation adjustments) of Rs. 30.65 million and total comprehensive income (before consolidation adjustments) of Rs. 30.65 million for the quarter ended 30 June 2022, as considered in the Statement. According to the information and explanations given to us by the Parent's management, these interim financial information are not material to the Group.

Our conclusion is not modified in respect of this matter.

For **B S R & Associates LLP**

Chartered Accountants

Firm's Registration No.:116231W/W-100024



Arpan Jain

Partner

Hyderabad

10 August 2022

Membership No.: 125710

UDIN:22125710AOSAYN1613

B S R & Associates LLP

Annexure I

List of entities included in unaudited consolidated financial results.

Sr. No	Name of component	Relationship
1	MedPlus Health Services Limited	Parent
2	Optival Health Solutions Private Limited	Subsidiary
3	MHS Pharmaceuticals Private Limited	Subsidiary
4	NovaSud Pharmaceuticals Private Limited	Subsidiary
5	Wynclark Pharmaceuticals Private Limited	Subsidiary
6	Sai Sridhar Pharma Private Limited	Subsidiary
7	Venkata Krishna Enterprises Private Limited	Subsidiary
8	Deccan Medisales Private Limited	Subsidiary
9	Shri Banashankari Pharma Private Limited	Subsidiary
10	Sidson Pharma Distributors Private Limited	Subsidiary
11	Clearancekart Private Limited	Subsidiary
12	Kalyani Meditimes Private Limited	Subsidiary



MedPlus Health Services Limited (formerly known as MedPlus Health Services Private Limited)

CIN - U85110TG2006PLC051845

Regd. Office: H.No:11-6-56, Survey No: 257 & 258/1, Opp: IDPL Railway Siding Road,(Moosapet), Kukatpally, Hyderabad 500037.

Statement of Unaudited Consolidated Financial Results for the quarter ended June 30, 2022

(Rs. in Millions)

S.No.	Particulars	Quarter ended			
		June 30, 2022	March 31, 2022	June 30, 2021	Year ended March 31, 2022
		Unaudited	Audited (refer note 5)	Unaudited	Audited
	Income				
	Revenue from operations	9,936.54	9,659.07	9,551.81	37,792.79
	Other income	101.30	130.48	42.10	313.63
I	Total income	10,037.84	9,789.55	9,593.91	38,106.42
	Expenses				
	Cost of materials consumed	49.35	51.72	139.19	194.40
	Purchases of stock-in-trade	8,128.31	8,204.73	8,284.25	31,223.73
	Changes in inventories of finished goods, work-in-progress and stock-in-trade	(344.26)	(656.36)	(986.65)	(1,594.38)
	Employee benefits expense	1,179.55	1,137.47	884.90	3,939.20
	Finance costs	198.10	185.76	152.38	664.28
	Depreciation and amortisation expense	380.98	341.13	270.83	1,193.60
	Other expenses	397.15	398.76	264.88	1,306.16
II	Total expenses	9,989.18	9,663.21	9,009.78	36,926.99
III	Profit before tax (I-II)	48.66	126.34	584.13	1,179.43
	Tax expense				
	- Current tax	11.00	33.56	145.56	301.24
	- Deferred tax expense/(benefit)	0.87	(21.52)	(25.02)	(68.97)
IV	Total tax expense	11.87	12.04	120.54	232.27
V	Profit after tax (III-IV)	36.79	114.30	463.59	947.16
	Other Comprehensive Income (OCI)				
	(i) Items that will not be reclassified to profit or loss				
	- Re-measurement gain on define benefit plan	37.69	1.97	11.65	23.86
	(ii) Income tax relating to items that will not be reclassified to profit or loss	(9.19)	(0.16)	(2.93)	(5.58)
VI	Other comprehensive income/(loss) for the period/year, net of tax	28.50	1.81	8.72	18.28
VII	Total comprehensive income for the period/year (V+VI)	65.29	116.11	472.31	965.44
VIII	Profit for the period/year attributable to:				
	Shareholders of the Company	32.00	117.26	465.89	958.02
	Non-controlling interest	4.78	(2.96)	(2.29)	(10.86)
		36.78	114.30	463.60	947.16
IX	Total comprehensive income attributable to:				
	Shareholders of the Company	60.51	121.27	474.59	976.12
	Non-controlling interest	4.78	(5.16)	(2.29)	(10.68)
		65.29	116.11	472.30	965.44
VIII	Paid-up Capital				
	(i) Equity Share Capital	238.60	238.60	4.49	238.60
	(ii) Compulsorily Convertible Preference Shares ('CCPS')	-	-	437.11	-
IX	Other Equity	-	-	-	13,939.12
X	Earnings per equity share (Refer Note 8)				
	Basic earnings per share (Rs.)	0.27	0.99	4.34	8.55
	Diluted earnings per share (Rs.)	0.27	0.98	4.17	8.52
XI	Face value per share				
	Equity shares (Rs.)	2.00	2.00	2.00	2.00
	CCPS considered as equity (Rs.)	-	-	20.00	-



Handwritten signature.



**Segment information under Regulation 33 of the SEBI (Listing Obligations and Disclosure Requirements) Regulations, 2015
for the Quarter ended June 30, 2022**

Particulars	Quarter ended			(Rs. In Millions)
	June 30, 2022	March 31, 2022	June 30, 2021	Year ended March 31, 2022
	Unaudited	Audited (refer note 5)	Unaudited	Audited
1. Segment Revenue				
a. Wholesale	43.96	39.45	26.57	128.90
b. Retail	9,861.10	9,609.56	9,513.41	37,589.13
c. Diagnostic testing services	31.47	10.06	11.83	74.76
Total	9,936.53	9,659.07	9,551.81	37,792.79
Less: Inter Segment Revenue	-	-	-	-
Net sales/Income From Operations	9,936.53	9,659.07	9,551.81	37,792.79
2. Segment Results Profit				
a. Wholesale	1.14	0.93	0.80	2.89
b. Retail	239.45	326.29	703.61	1,820.45
c. Diagnostic testing services	(60.38)	(82.93)	(1.71)	(116.82)
Total	180.21	244.29	702.70	1,706.52
Less:				
Finance cost	(198.10)	(185.76)	(150.19)	(664.28)
Add:				
Interest Income	66.55	67.81	31.62	137.19
Total profit before tax	48.66	126.34	584.13	1,179.43
3. Segment assets				
a. Wholesale	7.31	3.27	6.93	3.27
b. Retail	21,090.50	18,855.45	16,244.14	18,855.45
c. Diagnostic testing services	990.93	816.36	453.04	816.36
d. Unallocated	3,367.74	6,265.40	623.55	6,265.40
Total	25,456.48	25,940.48	17,327.66	25,940.48
4. Segment liabilities				
a. Wholesale	-	-	-	-
b. Retail	10,636.51	11,313.72	9,463.51	11,313.72
c. Diagnostic testing services	519.83	454.23	65.80	454.23
d. Unallocated	-	-	0.00	-
Total	11,156.34	11,767.95	9,529.31	11,767.95



MedPlus Health Services Limited (formerly known as MedPlus Health Services Private Limited)

Notes to the Unaudited consolidated financial results:

- The above reviewed Unaudited consolidated financial results of Medplus Health Services Limited ('The Company') and its subsidiaries (together referred as 'The Group') have been prepared in accordance with Indian Accounting Standards ('Ind AS') prescribed under Section 133 of the Companies Act, 2013 and other accounting principles generally accepted in India and in terms of Regulation 33 of the SEBI (Listing Obligations and Disclosure Requirements) Regulations, 2015 as amended, from time to time. These unaudited consolidated financial results have been reviewed by the Audit Committee and approved by the Board of Directors of the Company at their meetings held on August 10, 2022. These financial results have been subjected to review by the Statutory Auditors of the Company and the auditors have expressed have issued an unqualified review report on the same.
- The Company has completed its Initial Public Offer ('IPO') and listed its equity shares on BSE Limited ('BSE') and National Stock Exchange of India Limited ('NSE') on December 23, 2021. Accordingly, the figures for the quarter ended June 30, 2021 as reported in these financial results were neither reviewed nor subjected to audit. However, the management has exercised necessary due diligence to ensure that the financial results for these periods provide a true and fair view of the Company's affairs.
- During the year ended March 31, 2022, the Company has completed its Initial Public Offering (IPO) of 17,573,342 equity shares of face value of Rs. 2 each for cash at an issue price of Rs. 796 per equity share aggregating to Rs. 13,982.95 million, consisting of Fresh Issue of 7,544,511 equity shares amounting to Rs. 6,000 million and an offer for sale of 7,826,626 equity shares amounting to Rs. 7,982.95 million by the Selling Shareholders. Pursuant to the IPO, the equity shares of the Company were listed on National Stock Exchange of India Limited (NSE) and BSE Limited (BSE) with effect from 23 December 2021.
The Company has incurred Rs. 536.83 million as IPO related expenses which are proportionately allocated between the Company and Selling Shareholders as per respective offer size, with the Company's share of expenses aggregating to Rs. 217.27 million being adjusted against Securities Premium in accordance with the provisions of Companies Act 2013.
- The utilization of IPO proceeds received by the Company (Net of IPO related expense) is summarized below:


(Rs. in Millions)

Objects as per Prospectus	Planned utilisation as per Prospectus	Utilisation up to June 30, 2022	Unutilised amount as on June 30, 2022*
i) Investment in Subsidiary Optival Health Solutions Private Limited towards their working capital requirements	4,671.70	2,826.06	1,845.64
ii) General Corporate Purposes	1,111.03	9.09	1,101.94
Total	5,782.73	2,835.15	2,947.58

* Out of the aforesaid unutilised proceeds, amount of Rs. 2,883.94 millions have been placed as fixed deposits with bank and the balance amount of Rs. 63.64 millions is yet to be received by the company from the IPO public issue account.

- The Consolidated figures for the quarter ended 31 March 2022 are the balancing figures between audited figures in respect of the full financial year and the published unaudited year to date figures upto the third quarter of said financial year.
- The outbreak of COVID-19 in many countries has brought about disruptions to businesses around the world and uncertainty to the global economy. The Group is closely monitoring the impact of the pandemic on all aspects of it's business, including how it will impact its employees, vendors and business partners. The Group based on the information available to date, both internal and external, considered the uncertainty relating to the COVID- 19 pandemic in assessing its impact on the consolidated financial results. Based on the current estimates, the Group expects to fully recover the carrying amount of assets, and does not foresee any material adverse impact on its operations. As the outbreak continues to evolve, the Group will continue to closely monitor any material changes to future economic condition.
- Subsequent to quarter ended June 30, 2022, a new wholly owned subsidiary MedPlus Insurance Brokers Private Limited has been incorporated on July 14, 2022.
- The earnings per equity share for the quarters are not annualised.
- The above financial results are also available at the Stock Exchange's website i.e. www.bseindia.com, www.nseindia.com and the Company's website www.medplusindia.com.

For and on behalf of the Board of Directors of
MedPlus Health Services Limited
 (formerly known as MedPlus Health Services Private Limited)


G. Madhukar Reddy
 Managing Director and Chief Executive Officer
 DIN: 00098097

Place: Hyderabad
 Date: August 10, 2022





Medplus Health Services Limited

Press Release, August 10, 2022

Consolidated Revenue from operations for the Quarter was up by 4.0% at ₹ 993.7 Crore


Consolidated results

“MedPlus started the year with 252 new store openings. This is continuing proof of our operational and supply chain capabilities. In FY23 we expect to smartly surpass last year's store opening record of 747. Our stores greater than 12 months have delivered a healthy store level EBITDA margin of 9.5%. Our Diagnostics pilot in Hyderabad now has 2 Full-service Centers and 75 Collection Centers. We will provide a more detailed update along with the results of Q2FY23.”

- Gangadi Madhukar Reddy, MD & CEO, MedPlus Health Services

For the Quarter ended June 30, 2022 (Q1FY23):

- 232 store net additions
- Revenue of ₹ 993.7 Crore, y-o-y growth of 4.0% (growth impacted by base effect of Covid-19 quarter of Q1FY22)
- Share of Private Label 12.7%
- Pharmacy Operating EBITDA of ₹ 29.2 Crore

 040-6724 6724