



## Godavari Biorefineries Ltd

Dated: May 26, 2025

The Manager  
Listing Department  
National Stock Exchange of India Limited  
Exchange Plaza, C-1, Block G,  
Bandra Kurla Complex, Bandra (E),  
Mumbai – 400 051

The Manager  
Listing Department  
BSE Limited  
Phiroze Jeejeebhoy Tower,  
Dalal Street  
Mumbai-400001

**Script Symbol:** GODAVARIB

**Script Code:**544279

Dear Sir / Madam,

### **Sub: Revised Investor Presentation (Errata)**

This is with reference to the captioned subject. We had filed our audited standalone and consolidated financial results for the fourth quarter and year ended March 31, 2025 on 24<sup>th</sup> May, 2025 and further filed revised financial statement today i.e. 26<sup>th</sup> May, 2025

In this connection, please find enclosed the Revised Investor Presentation, incorporating corrections made to the classification of tax expense. The revisions pertain solely to presentation and do not impact the profitability figures.

### **Nature of Revision:**

In the earlier version of the presentation, tax expense for Q4 FY25 was erroneously reported as Rs. (0.7) Cr, with Rs. 24.5 Cr misclassified under "One-time impact of Deferred Tax."

Upon review, the correct tax expense for Q4 FY25 is Rs. 23.8 Cr, with no one-time deferred tax impact applicable. Accordingly, the classification has been corrected in the revised slides.

Revised Slides- Slide 6 & 12

Kindly take the attached revised Investor Presentation for the quarter and year ended 31<sup>st</sup> March, 2025 on record.

Thanking you,  
Yours faithfully

**For Godavari Biorefineries Limited**

**Manoj Jain**  
**Company Secretary & Compliance Officer**  
**Membership No. F-7998**

MANOJ JAIN  
Digitally signed by  
MANOJ JAIN  
Date: 2025.05.26  
18:34:11 +05'30'



# Godavari Biorefineries Limited

Investor Presentation | Q4 & FY25

This presentation and the accompanying slides (the “Presentation”), which have been prepared by **Godavari Biorefineries Limited** (the “Company”), have been prepared solely for information purposes and do not constitute any offer, recommendation or invitation to purchase or subscribe for any securities, and shall not form the basis or be relied on in connection with any contract or binding commitment whatsoever. No offering of securities of the Company will be made except by means of a statutory offering document containing detailed information about the Company.

This Presentation has been prepared by the Company based on information and data which the Company considers reliable, but the Company makes no representation or warranty, express or implied, whatsoever, and no reliance shall be placed on, the truth, accuracy, completeness, fairness and reasonableness of the contents of this Presentation. This Presentation may not be all inclusive and may not contain all of the information that you may consider material. Any liability in respect of the contents of, or any omission from, this Presentation is expressly excluded.

Certain matters discussed in this Presentation may contain statements regarding the Company’s market opportunity and business prospects that are individually and collectively forward-looking statements. Such forward-looking statements are not guarantees of future performance and are subject to known and unknown risks, uncertainties and assumptions that are difficult to predict. These risks and uncertainties include, but are not limited to, the performance of the Indian economy and of the economies of various international markets, the performance of the industry in India and world-wide, competition, the company’s ability to successfully implement its strategy, the Company's future levels of growth and expansion, technological implementation, changes and advancements, changes in revenue, income or cashflows, the Company's market preferences and its exposure to market risks, as well as other risks. The Company's actual results, levels of activity, performance or achievements could differ materially and adversely from results expressed in or implied by this Presentation. The Company assumes no obligation to update any forward-looking information contained in this Presentation. Any forward-looking statements and projections made by third parties included in this Presentation are not adopted by the Company and the Company is not responsible for such third-party statements and projections. All Maps used in the presentation are not to scale.

All data, information, and maps are provided "as is" without warranty or any representation of accuracy, timeliness or completeness.





## Q4 & FY25 Performance

## Bio-based Chemicals Gain Traction in Green Transition

The global chemicals industry is seeing renewed momentum as companies accelerate the shift from fossil-based to bio-based chemicals. Global players are actively collaborating to co-develop sustainable chemical solutions as part of the ongoing transition to bio-based alternatives.

## Ethanol Pricing & Blending Program

Despite successive FRP hikes over two seasons, ethanol procurement prices for sugarcane juice and B-Heavy molasses have remained unchanged at ₹65.61 per litre and ₹60.73 per litre respectively since November 2022. This disconnect has squeezed producer margins and made diverting cane to ethanol far less attractive.

## Sugarcane Yield & Sugar Production

India's sugar production is estimated at 25.74 million tonnes, down from 31.54 million tonnes in 2023–24. The decline is driven by lower cane yield, red rot disease, and a drop in recovery rate from 10.10% to 9.30%. Total cane crushed fell to 276.78 million tonnes, a reduction of nearly 35 million tonnes.

## Fair and Remunerative Price (FRP) & Minimum Support Price (MSP)

The Fair & Remunerative Price (FRP) of sugarcane was ₹315/quintal for 2023–24, raised to ₹340/quintal for 2024–25 (both at 10.25% recovery). For 2025–26, it increased by 4.41% to ₹355/quintal at the same recovery rate. Discussions are ongoing to raise the MSP of sugar amid rising FRP and production costs.

## Sugar Export Quota

In February, the government approved a uniform sugar export quota of 1 million tonnes for the 2024–25 season, equivalent to 3.174% of each mill's three-year average output. This eased domestic supply pressure and contributed to an uptick in domestic sugar prices

## Accelerating Growth with Operational Excellence and Strategic Investments



### RECORD BREAKING CRUSHING

- ❑ The Sameerwadi unit achieved a **record-high crushing of 24.65 lakh tons** of sugarcane in sugar season 2024-25 — the **highest in the company's history**
- ❑ This milestone reflects improved **farm-level engagement** and **efficient harvesting**, further strengthening the company's integrated ethanol and sugar value chain.



### STRENGTHENING CAPABILITIES

- ❑ Our **200 KLPD fungible Grain/Maize distillery** is progressing as planned, and we are on track to **commence commercial production by Q4FY26**, enhancing operational flexibility and supporting the ethanol blending initiative
- ❑ Additional focus on **expanding capacity** and implementing **debottlenecking initiatives in bio-based chemicals** to drive long-term growth.

# Q4 FY25 Performance Highlights

(Consolidated)

Revenue from Operations

Rs. 579.5 Cr

EBITDA

Rs. 121.7 Cr

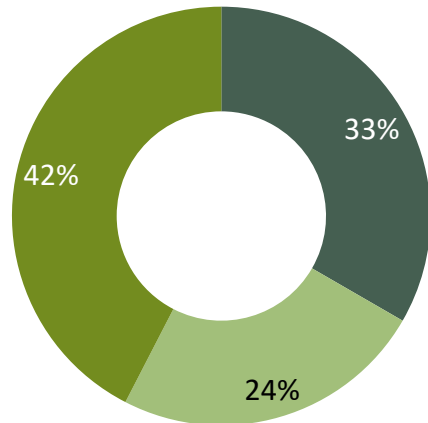
Margin 21.0%

PAT

Rs. 71.9 Cr

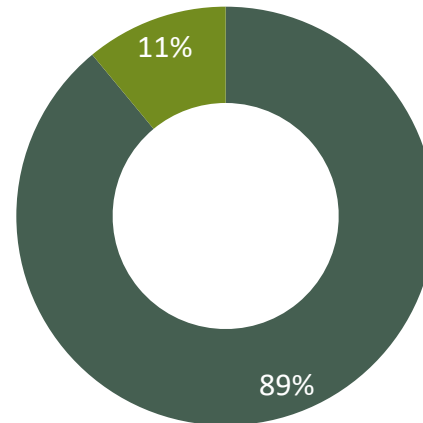
Margin 12.4%

Q4 FY25 Revenue-Mix \*



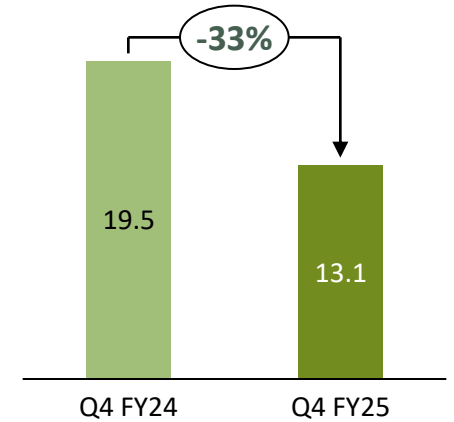
■ Sugar & Co-Generation^ ■ Bio based Chemicals ■ Distillery

Q4 FY25 Geographical Split



■ Domestic ■ Exports

Finance Costs



₹240 crore term debt repaid through IPO proceeds, leading to a significant reduction in finance costs

^ contribution represents the external revenue portion.

\*Some of the business segments are of seasonal nature and accordingly impact the results in the respective quarters

# FY25 Performance Highlights



(Consolidated)

Revenue from Operations

Rs. 1,870.3 Cr

EBITDA

Rs. 120.3 Cr

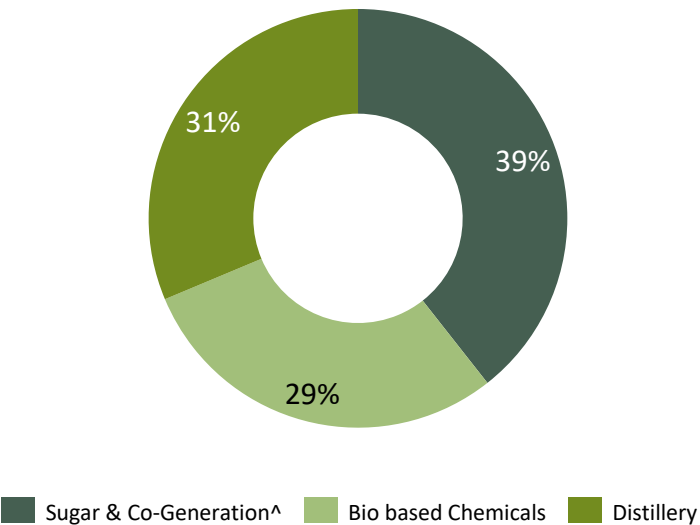
Margin 6.4%

PAT#

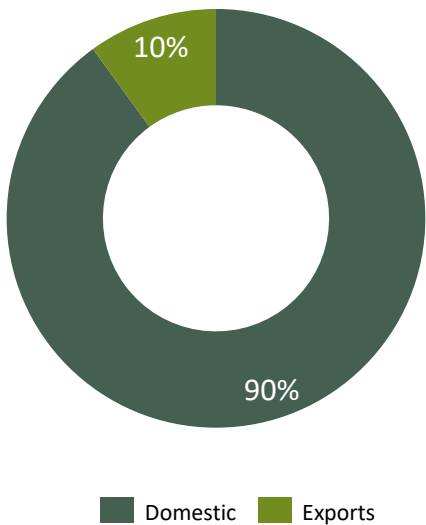
Rs. 1.1 Cr

Margin 0.1%

FY25 Revenue-Mix \*



FY25 Geographical Split



<sup>^</sup> contribution represents the external revenue portion.

\*Some of the business segments are of seasonal nature and accordingly impact the results in the respective quarters

# PAT is before one-time deferred tax adjustment



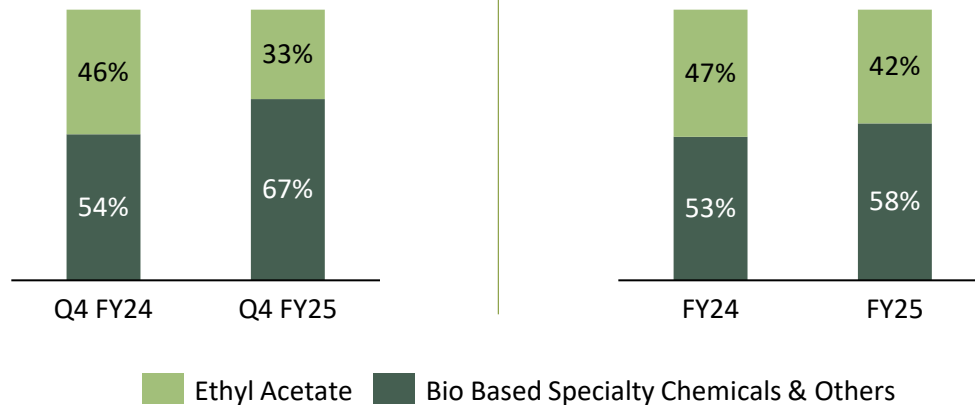
# Segmental Highlights-Bio-based Chemicals

Revenue (Rs. Cr)

Q4 FY25	Q4 FY24	YoY Growth	FY25	FY24	YoY Growth
139	129	8%	542	506	7%

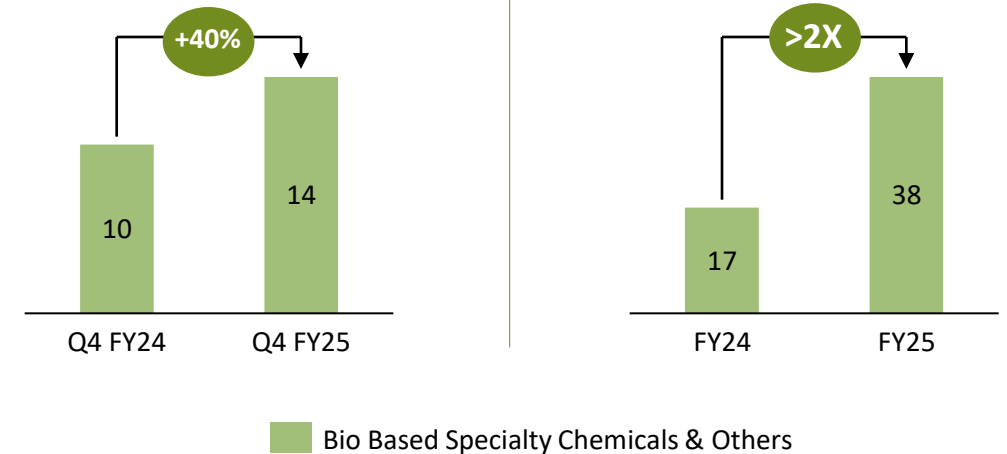
*Accelerating Growth Through Specialty Chemicals*

Revenue Break-up



*Bio based Specialty chemicals revenue increased by 28% YoY in Q4FY25*

EBITDA



*Increased focus on high-margin specialty chemicals is expected to drive sustainable growth and strengthen overall profitability*

# Segmental Highlights- Ethanol

Ethanol	Units	Q4 FY25	Q4 FY24	FY25	FY24
Production Volume	KL	45,042	34,670	84,038	95,168
Sales Volume	KL	35,333	26,844	85,204	84,058
B-Heavy Molasses Stock	MT	1,09,244	0	1,09,244	0
C-Heavy Molasses Stock	MT	0	44,893	0	44,893

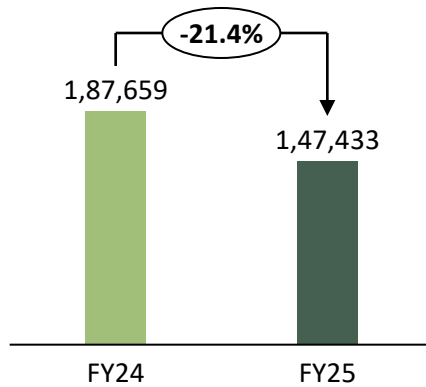
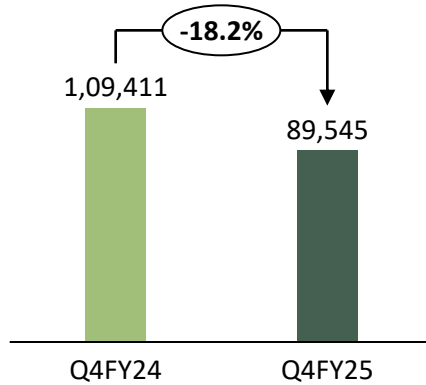
Breakdown of Ethanol Production by Feedstock Type



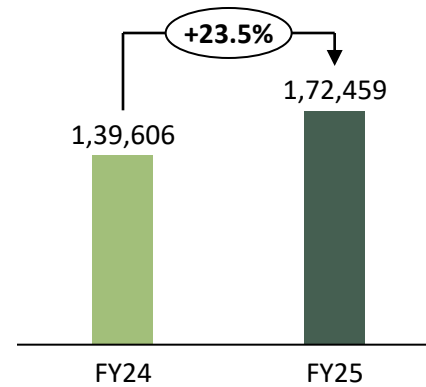
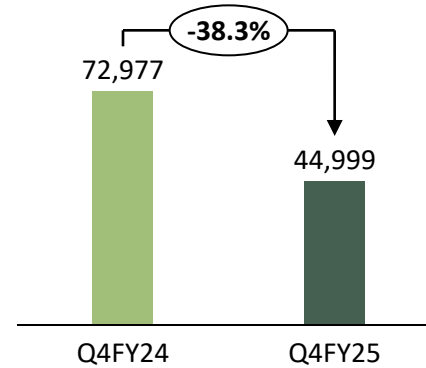
# Segmental Highlights- Sugar

(In MT)

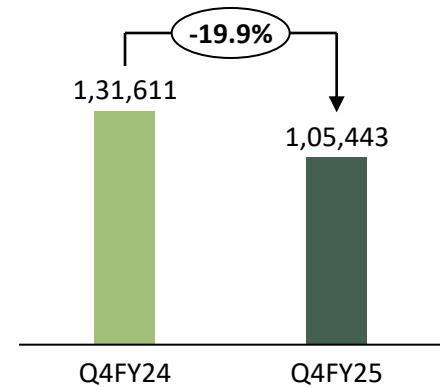
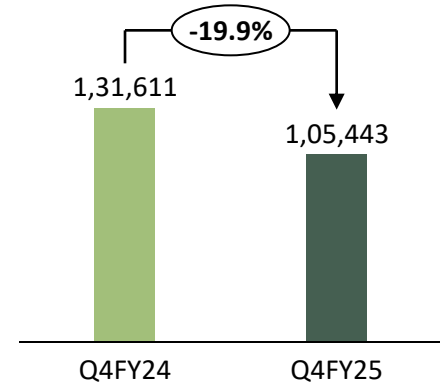
## Production Volume



## Sales Volume



## Inventory



## Drug Discovery for Triple-Negative Breast Cancer



**Approval obtained from Central Drugs Standard Control Organisation for clinical trials of a proposed drug on patients with advanced solid tumours.**



**Molecule for safety trials currently being conducted, with completion expected by Q2 FY26.**

# Consolidated Profit & Loss Statement – Q4 & FY25

Particulars (in INR Cr)	Q4 FY25	Q4 FY24	Y-o-Y	Q3 FY25	Q-o-Q	FY25	FY24
<b>Revenue from Operations</b>	<b>579.5</b>	<b>615.2</b>	<b>-5.8%</b>	<b>447.3</b>	<b>29.6%</b>	<b>1,870.3</b>	<b>1,686.7</b>
Other Income	9.3	10.5		3.6		16.7	14.4
<b>Total Revenue</b>	<b>588.8</b>	<b>625.7</b>	<b>-5.9%</b>	<b>450.8</b>	<b>30.6%</b>	<b>1,886.9</b>	<b>1,701.1</b>
Cost of Materials Consumed	575.3	676.2		446.6		1,242.8	1,533.1
Purchase of Finished Goods	4.7	4.1		3.0		17.8	12.3
Changes in Inventories of Finished Goods and WIP	(222.5)	(281.7)		(142.4)		124.6	(368.4)
<b>Gross Profit</b>	<b>231.2</b>	<b>227.2</b>	<b>1.7%</b>	<b>143.6</b>	<b>61.0%</b>	<b>501.8</b>	<b>524.0</b>
<b>GP %</b>	<b>39.9%</b>	<b>36.9%</b>		<b>32.1%</b>		<b>26.8%</b>	<b>31.1%</b>
Employee Benefits Expense	34.9	32.8		30.4		125.4	118.2
Other Expenses	74.6	70.1		73.6		256.1	257.9
<b>EBITDA*</b>	<b>121.7</b>	<b>124.4</b>	<b>-2.2%</b>	<b>39.7</b>	<b>206.7%</b>	<b>120.3</b>	<b>147.9</b>
<b>EBITDA %</b>	<b>21.0%</b>	<b>20.2%</b>		<b>8.9%</b>		<b>6.4%</b>	<b>8.8%</b>
Depreciation and Amortisation Expense	12.8	13.9		12.3		50.1	59.9
<b>EBIT</b>	<b>108.8</b>	<b>110.5</b>		<b>27.3</b>		<b>70.3</b>	<b>88.0</b>
Finance Costs	13.1	19.5		18.9		71.8	75.6
<b>PBT</b>	<b>95.7</b>	<b>91.0</b>		<b>8.5</b>		<b>(1.5)</b>	<b>12.4</b>
Tax Expense	23.8	25.8		2.7		(2.6)	0.1
<b>Profit/(Loss) after Tax excl. one time impact of Deferred Tax</b>	<b>71.9</b>	<b>65.2</b>		<b>5.8</b>		<b>1.1</b>	<b>12.3</b>
<b>PAT % (excl. one time impact of Deferred Tax)</b>	<b>12.4%</b>	<b>10.6%</b>		<b>1.3%</b>		<b>0.1%</b>	<b>0.7%</b>
One time impact of Deferred Tax	0.0	0.0		0.0		24.5	0.0
<b>Profit/(Loss) after Tax incl. one time impact of Deferred Tax</b>	<b>71.9</b>	<b>65.2</b>	<b>10.4%</b>	<b>5.8</b>	<b>1148.4%</b>	<b>(23.4)</b>	<b>12.3</b>
<b>PAT % (incl. one time impact of Deferred Tax)</b>	<b>12.4%</b>	<b>10.6%</b>		<b>1.3%</b>		<b>-1.3%</b>	<b>0.7%</b>
<b>EPS</b>	<b>14.1</b>	<b>15.5</b>		<b>1.3</b>		<b>(5.1)</b>	<b>2.9</b>

\* EBITDA Includes Other Income



# Consolidated Balance Sheet – FY25

Particulars (in INR Cr)	Mar 25	Mar 24
<b>ASSETS</b>		
Non-current assets		
(i) Property, plant and equipment	861.3	848.6
(ii) Right to Use Asset	0.3	0.5
(iii) Capital Work in progress	22.2	16.4
(iv) Intangible Assets	0.9	0.7
(v) Intangible Assets under development	15.2	12.4
(vi) Investments accounted for equity method	0.0	0.0
(v) Financial Assets		
-Trade Receivables	3.1	0.8
-Other Financial Assets	11.9	18.2
(vi) Other Non- Current Assets	17.1	17.7
<b>Total Non-current assets</b>	<b>931.8</b>	<b>915.2</b>
Current assets		
(i) Inventories	739.7	805.2
(ii) Financial Assets		
-Trade receivables	138.2	189.8
-Cash and cash equivalents	12.3	11.1
-Bank balances other than above	19.1	21.5
-Other financial Assets	13.3	12.2
(iii) Other current assets	100.7	36.6
<b>Total Current Assets</b>	<b>1023.3</b>	<b>1076.3</b>
<b>TOTAL ASSETS</b>	<b>1955.1</b>	<b>1991.5</b>

Particulars (in INR Cr)	Mar 25	Mar 24
<b>EQUITY AND LIABILITIES</b>		
<b>EQUITY</b>		
(i) Equity share capital	51.2	41.9
(ii) Other equity	730.8	458.7
<b>Total Equity</b>	<b>782.0</b>	<b>500.7</b>
<b>LIABILITIES</b>		
Non-current liabilities		
(i) Financial Liabilities		
-Borrowings	239.7	355.5
-Lease Liabilities	0.2	0.2
-Other financial liabilities	1.9	1.1
(ii) Provisions	3.2	2.3
(iii) Deferred tax Liabilities	43.4	21.7
(iv) Other Non-Current Liabilities	0.4	0.5
<b>Total Non-Current Liabilities</b>	<b>288.9</b>	<b>381.3</b>
Current liabilities		
(i) Financial liabilities		
-Borrowings	249.7	298.6
-Lease Liabilities	0.2	0.3
-Trade payables	530.6	630.2
-Other financial liabilities	40.1	38.7
(ii) Other Current Liabilities	60.7	137.6
(iii) Provisions	2.9	4.1
(iv) Current Tax Liabilities (Net)	0.1	0.1
<b>Total Current Liabilities</b>	<b>884.3</b>	<b>1,109.5</b>
<b>TOTAL EQUITY AND LIABILITIES</b>	<b>1,955.1</b>	<b>1,991.5</b>

# Consolidated Cash Flow Statement – FY25

Particulars (in INR Cr)	Mar 25	Mar 24
<b>Cash Flow from Operating Activities</b>		
Profit before Tax	(1.5)	12.4
Adjustment for Non-Operating Items	114.3	123.3
<b>Operating Profit before Working Capital Changes</b>	<b>112.7</b>	<b>135.8</b>
Changes in Working Capital	(106.4)	51.0
<b>Cash Generated from Operations</b>	<b>6.3</b>	<b>186.8</b>
Less: Direct Taxes paid	(0.2)	(1.7)
<b>Net Cash from Operating Activities</b>	<b>6.2</b>	<b>185.2</b>
Cash Flow from Investing Activities	(68.8)	(44.0)
Cash Flow from Financing Activities	63.7	(151.3)
<b>Net increase/ (decrease) in Cash &amp; Cash equivalent</b>	<b>1.1</b>	<b>(10.2)</b>
Cash and cash equivalents at the beginning of the year	11.1	21.3
Effect of exchange rate changes on Cash & Cash Equivalent	0.0	0.0
<b>Cash and cash equivalents at the end of the year</b>	<b>12.3</b>	<b>11.1</b>

## Company Overview

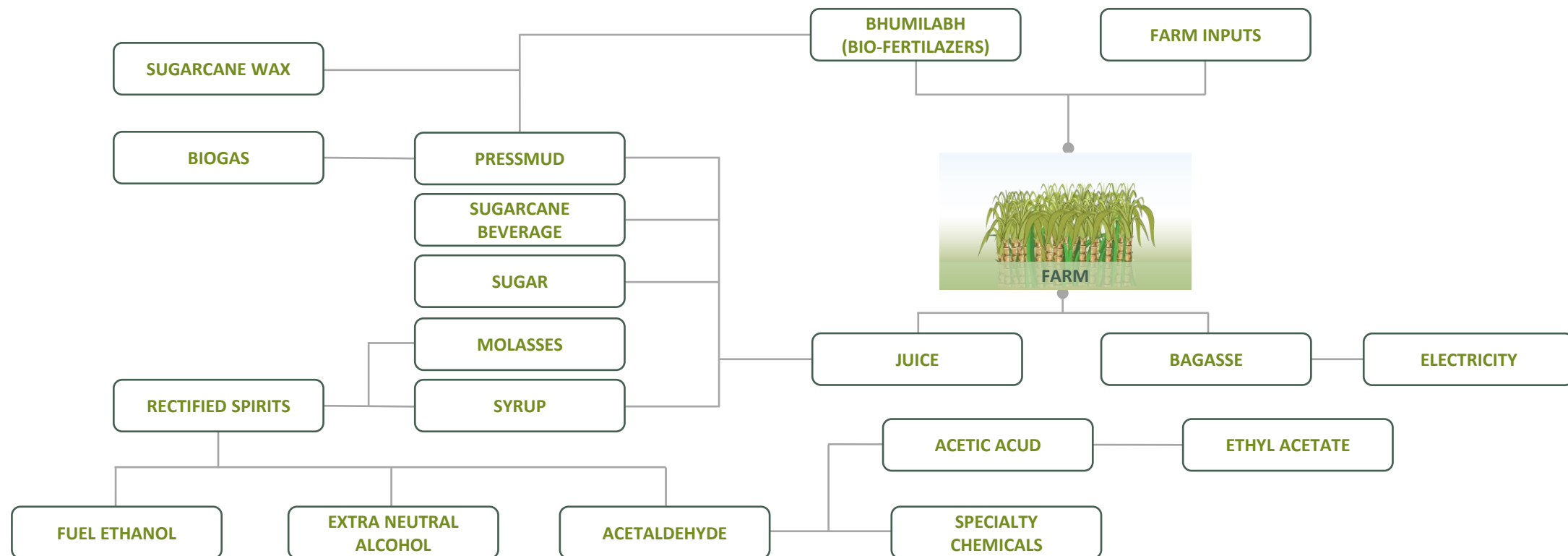
# Integrated Bio-refinery across value chain: Sugar, Ethanol, Bio-Chemicals, Power & Others...

Planned Products

GRAIN BASED ETHANOL

SPECIALTY CHEMICALS

Current Products



# ....with Focus on Improving Sugarcane Valorisation



## Widest

Portfolio of bio-based products in India<sup>1</sup>



KARNATAKA

SAMEERWADI MANUFACTURING FACILITY

Ethanol

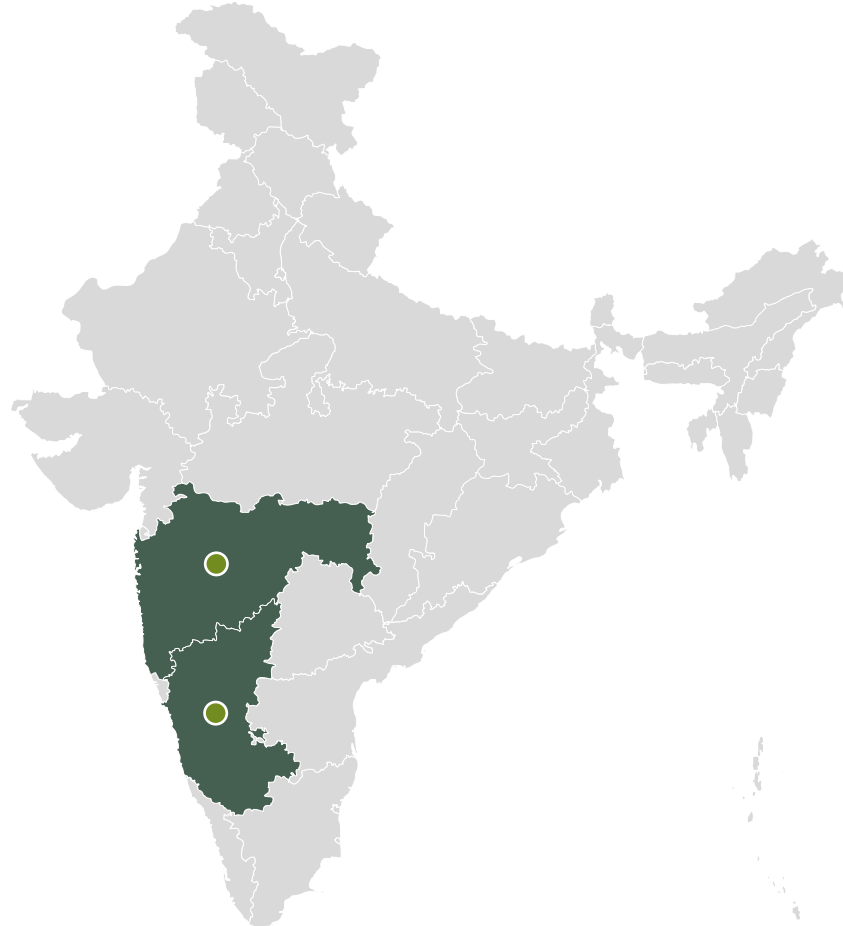
Sugar

Power



## One of the top fifteen

sugar complexes in India in terms of Crushing Capacity



## Large network of farmers



MAHARASHTRA

SAKARWADI MANUFACTURING FACILITY

Bio-based specialty chemicals



## Global - Transition to Green Chemistry



### Bio-Based Chemicals



Debottleneck Bio-Based Specialty Chemicals



License Bio-Butanol Capacity for India



Increase proportion of Specialty Chemicals in portfolio

## India- Green Energy Transition




### Ethanol

Diversify Feedstock by adding Grain/Maize bolt-on Capacity

Increase Capacity Utilization

Expand Markets (EBP/Pharma/ENA)

Promoter has played a significant role in the development and growth of the company...



**Shri Samir Shantilal Somaiya** (Chairman & Managing Director)

- Conferred with the 'Knight of the Order of the Star of Italy'
- Conferred with 'Lala Shriram National Award for Leadership in the Chemical Industry' by the Indian Institute of Chemical Engineers (2022), and various awards including the Annual Chapter Award for Scholastic by the American Institute of Chemical Engineer in 1988 and the Student Award Certificate by the American Institute of Chemists Foundation in 1990.
- Bachelors' degree in science from Cornell University, a masters' degree in chemical engineering and a masters' degree in business administration from Cornell University, and a masters' degree in public administration from Harvard University

...supported by a well experienced board



**Dr. Sangeeta Arunkumar Srivastava**  
(Executive Director)

- Doctor of Philosophy degree ( PhD) in chemistry from Mumbai University
- Over 30 years of experience in R&D.



**Dr. Raman Ramachandran**  
(Non-Executive Director)

- Master's degree of science in entomology from Indian Agricultural Research Institute
- Former Head of BASF South Asia, CMD of BASF India Ltd, Ex MD & CEO of PI Industries, Dean, Faculty of Management at Somaiya Vidyavihar University.



**Kumar L Desai**  
(Independent Director)

- Bachelors' degree of law from University of Mumbai with 47+ years of experience as a practicing advocate
- Has been enrolled with the Bar Council of Maharashtra & Goa as an advocate since Sep 30, 1977.



**Bhalachandra Raghavendra Bakshi**  
(Executive Director)

- Bachelors' degree in science in agriculture
- Over 13 years of experience with GBL.



**Hemant Luthra**  
(Independent Director)

- Bachelors' degree of technology in Mechanical Engineering from IIT, Delhi
- Founder Chairman of Mahindra CIE, Mahindra Engineering Services, Mahindra Aerospace & Chairman of Mahindra Sanyo Steel.



**Sanjay Puri**  
(Independent Director)

- Masters of Management degree from Northwestern University & has 29+ years of experience in finance
- Associated with International Finance Corporation as the chief investment officer.



**Suhas Uttam Godage**  
(Executive Director (Works – Sakarwadi))

- Post graduate diploma in industrial fermentation & alcohol technology
- 26+ years of experience in chemicals industry and 15+ years of experience with GBL.



**Prof. Lakshmi Kantam Mannepalli**  
(Independent Director)

- Doctor of Philosophy degree ( PhD) in chemistry from Kurukshetra University
- Adjunct Professor at Tezpur University, Distinguished Professor at ICT Mumbai, former Director of CSIR-IICT, and ex-Board member at IIT Hyderabad; Fellow of INSA, NASI, and the Royal Society of Chemistry.



**Nitin Mehta**  
(Independent Director)

- Post graduate Diploma in Management from Management Development Institute, Gurgaon
- Vice President (Profit Center Head - Pasta) at Olam International, Nigeria. Prior to this, served as MD at L'Oreal Bangladesh.

# Thank You



Godavari Biorefineries Ltd  
CIN: L67120MH1956PLC009707  
Name – Mr. Ashish Sinha  
Title – AGM- IR & Finance  
Email – [investorrelations@somaiya.com](mailto:investorrelations@somaiya.com)



Ms. Prachi Ambre  
+91 83559 85370  
[Prachi.ambre@in.mpms.mufg.com](mailto:Prachi.ambre@in.mpms.mufg.com)

Mr. Irfan Raeen  
+91 97737 78669  
[irfan.raeen@in.mpms.mufg.com](mailto:irfan.raeen@in.mpms.mufg.com)

