



NITIN SPINNERS LTD.



REF: NSL/SG/2022-23/

Date : 12.05.2022

BSE Ltd.

Phiroze Jeejeebhoy Towers

Dalal Street

Mumbai – 400 001

Company Code – 532698

National Stock Exchange of India Ltd.

Exchange Plaza, C-1, Block G,

Bandra Kurla Complex,

Bandra (E),

Mumbai – 400 051.

Company ID - NITINSPIN

Sub. : Investors' Presentation on the Financial Results for the Quarter and Year ended 31st March, 2022 in pursuant to Regulation 30 of the SEBI (Listing Obligation and Disclosure Requirements) Regulations, 2015

Dear Sir/ Madam,

Pursuant to the provisions of Regulation 30 of the SEBI (Listing Obligation and Disclosure Requirements) Regulations 2015, please find attached copy of Investors' Presentation on the Financial Results for Quarter and Year ended 31st March, 2022. The same is also available on the website of the Company www.nitinspinners.com.

This is for your information & records please.

Thanking you,

Yours faithfully,

For-Nitin Spinners Ltd.

(Sudhir Garg)

Company Secretary & GM (Legal)

M.No. ACS 9684

Encl. a/a



CIN. : L17111RJ1992PLC006987

Regd. Office & Plant : 16-17 Km. Stone, Chittor Road, Hamirgarh, Bhilwara (Raj.) 311 025

Tel. : 286110 to113, Fax : 91-1482-286114 & 117

E-mail : nsi@nitinspinners.com, Website : www.nitinspinners.com

SUPIMA®
WORLD'S FINEST COTTONS



ISO
9001:2015
Quality
Management

ISO
14001:2015
Environmental
Management

OHSAS
18001:2007
Occupational
Health and Safety
Management

EnMS
50001:2011
Energy
Management

SA 8000:2014
SOCIAL
ACCOUNTABILITY



USTERIZED®



Nitin Spinners Limited

Investor Presentation

FY22



This presentation and the accompanying slides (the “Presentation”), which have been prepared by **Nitin Spinners Limited** (the “Company”), have been prepared solely for information purposes and do not constitute any offer, recommendation or invitation to purchase or subscribe for any securities, and shall not form the basis or be relied on in connection with any contract or binding commitment what so ever. No offering of securities of the Company will be made except by means of a statutory offering document containing detailed information about the Company.

This Presentation has been prepared by the Company based on information and data which the Company considers reliable, but the Company makes no representation or warranty, express or implied, whatsoever, and no reliance shall be placed on, the truth, accuracy, completeness, fairness and reasonableness of the contents of this Presentation. This Presentation may not be all inclusive and may not contain all of the information that you may consider material. Any liability in respect of the contents of, or any omission from, this Presentation is expressly excluded.

Certain matters discussed in this Presentation may contain statements regarding the Company’s market opportunity and business prospects that are individually and collectively forward-looking statements. Such forward-looking statements are not guarantees of future performance and are subject to known and unknown risks, uncertainties and assumptions that are difficult to predict. These risks and uncertainties include, but are not limited to, the performance of the Indian economy and of the economies of various international markets, the performance of the industry in India and world-wide, competition, the company’s ability to successfully implement its strategy, the Company’s future levels of growth and expansion, technological implementation, changes and advancements, changes in revenue, income or cash flows, the Company’s market preferences and its exposure to market risks, as well as other risks. The Company’s actual results, levels of activity, performance or achievements could differ materially and adversely from results expressed in or implied by this Presentation. The Company assumes no obligation to update any forward-looking information contained in this Presentation. Any forward-looking statements and projections made by third parties included in this Presentation are not adopted by the Company and the Company is not responsible for such third-party statements and projections.

Quarterly Performance

Revenue

Rs. 769 Cr

Y-o-Y  50%

EBITDA

Rs. 167 Cr

Y-o-Y  61%

PAT

Rs. 86 Cr

Y-o-Y  99%

EPS

Rs. 15.2 per share

Y-o-Y  99%

Annual Performance

Revenue

Rs. 2,692 Cr

Y-o-Y  66%

EBITDA

Rs. 652 Cr

Y-o-Y  153%

PAT

Rs. 326 Cr

Y-o-Y  374%

EPS

Rs. 58.0 per share

Y-o-Y  374%

☞ Achieved highest ever revenue and margins, reported Cash EPS of Rs. 73.56 in FY22

☞ Exports increased from Rs. 1,016 crores in FY21 to Rs. 1,954 crores in FY22, **growth of 92%**

☞ Recommended final Dividend @25%, Rs. 2.50 per equity share

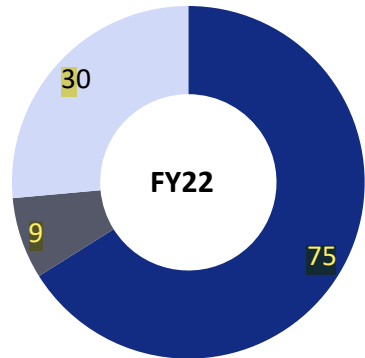
☞ The aggregate dividend for FY21-22 is Rs. 4.00 per equity share including Interim Dividend Rs. 1.50 per equity share already paid.

☞ Substantial reduction in long and short term borrowings, **D/E ratio reduced from 1.71 to 0.79**

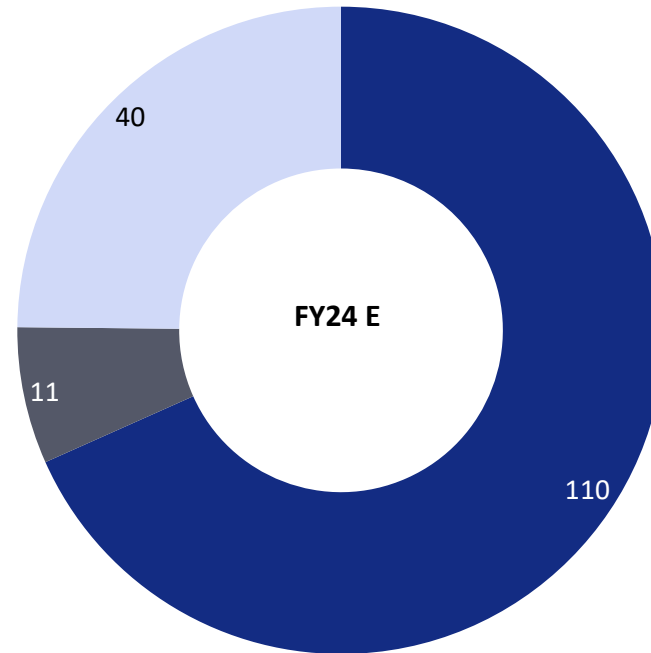
☞ Capacity expansion at a total project cost of Rs. 955 crores is on track

Capacity expansion at a total project cost of ~Rs. 955 crores

Existing Production Capacity



Proposed Production Capacity




■ Spinning (TPA) in Thousand
 ■ Knitted Fabrics (TPA) in Thousand
 ■ Woven Fabrics (Mtrs) in millions

- ☞ Addition of 1.55 lac equivalent spindles thereby increasing total number of equivalent spindlage from ~3.32 lac to ~4.87 lac (Spindles & Rotors) along with additional capacities of knitting and weaving

On The Path of Growth

- ☞ Capacity expansion across all the segments – Spinning, Knitting, weaving and Finishing
- ☞ Strengthen company's market position and widen the product portfolio
- ☞ Increase our presence in cotton blended Yarns and fabrics
- ☞ Capture the benefit of growing market opportunity in international as well as domestic markets
- ☞ Eligible for Interest Subsidy and other benefits under Rajasthan Investment Promotion Scheme (RIPS)
- ☞ Benefit of competitive cost advantage and economies of scale



Company Overview



India's Leading manufacturer of Cotton & Blended Yarn, Knitted Fabrics, Greige & Finished Woven Fabrics



Established in **1992**
Headquartered in
Bhilwara (Rajasthan)



Plants located at
Bhilwara & Chittorgarh,
Rajasthan



Experienced promoters and key
executives
Over 5,000+ Employees



Integrated operations with focus on:

- ✓ Value addition
- ✓ Diversified product range
- ✓ Cost efficiency
- ✓ Quality
- ✓ Customer service



Global Presence
Across 50+ countries



FY22 Revenue
Rs. 2,692 Crs
73% Exports
27% Domestic

Strategically enhanced production capacities



Spindles
307,344



Rotors
3,488



Yarn



Knitted Fabric



**Finished Woven
Fabrics**

Annual Production Capacity

**75,000
Tons**

**8,500
Tons**

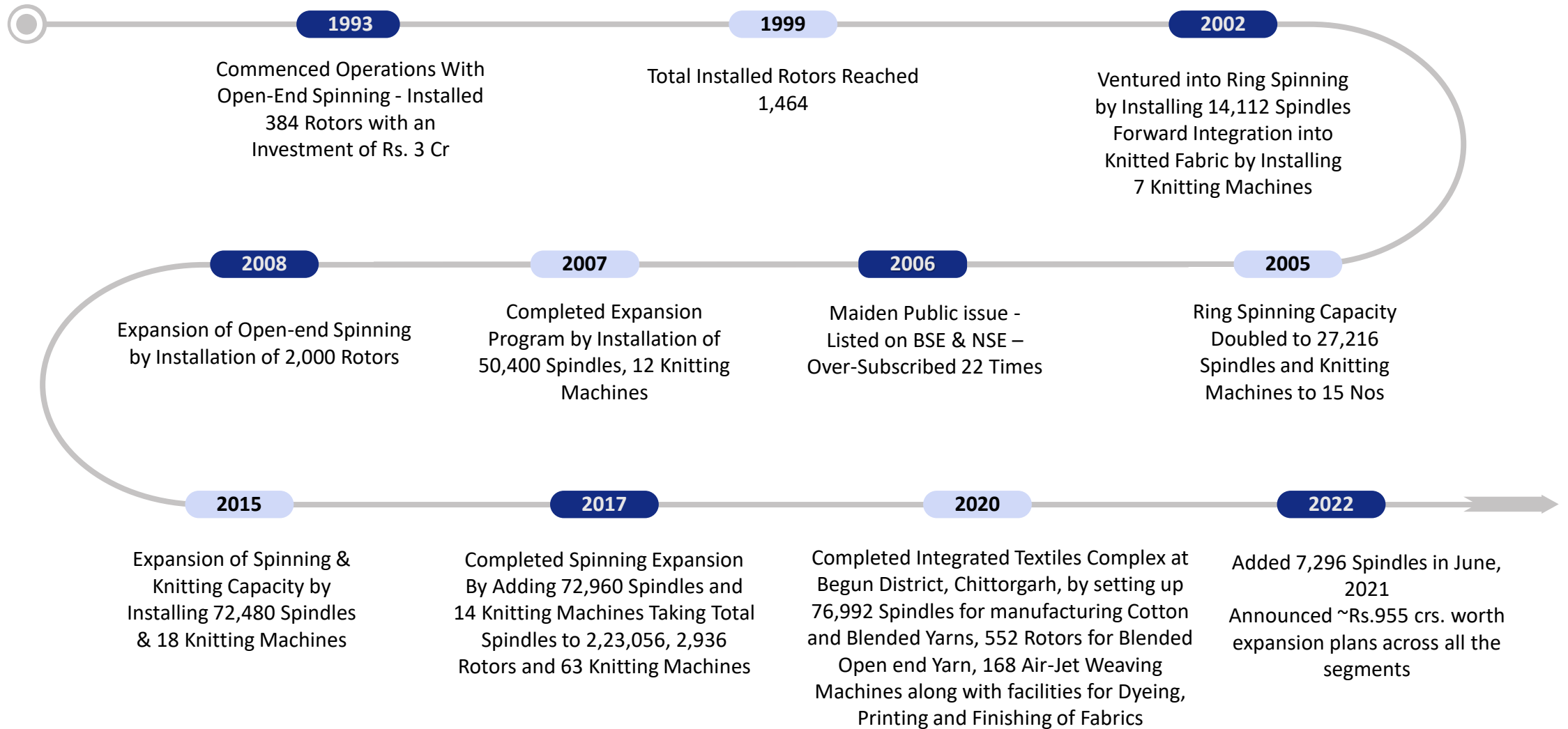
**30
mn Mtrs**






















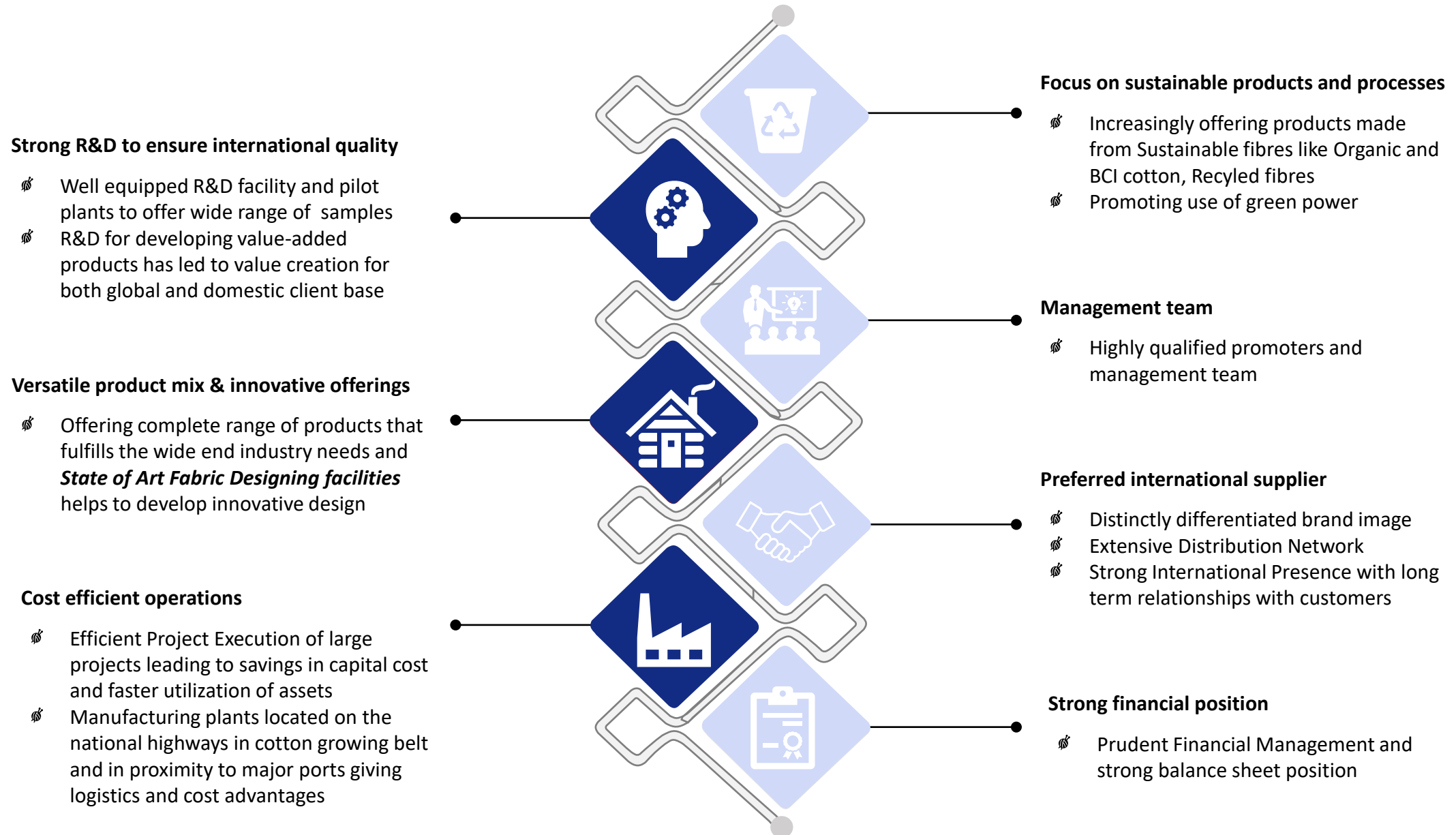
**Airjet Weaving
Machine**
168



**Circular Knitting
Machine**
63



Yarn	Knitted Fabric	Finished Woven Fabrics
<p>Recognised worldwide as the industry leader for spun yarns, we have enhanced the spinning process at every stage of yarn manufacturing process by investing in cutting-edge technology and innovation.</p>	<p>The threads produced in our manufacturing unit are converted into high quality Grey Fabrics to meet the rising demand of knitted fabrics in the global apparel industry. We offer fabrics in greige form in tubular and open width in different diameters and gauges</p>	<p>Complete range of Dyed and Printed Fabrics made out of 100% Cotton and Blends for Fashion, Apparel and Workwear industry in different Finishes and Stretchwear</p>
Offerings		
<ul style="list-style-type: none"> 100% cotton and blended Ring spun combed and carded yarns Open end yarns Compact yarns Slub yarns Core spun yarns Multifold yarns Yarns made from Supima Giza, Organic, BCI cotton etc Yarns made from Recycled fibres Count range 6 to 100s 	<ul style="list-style-type: none"> Single Jersey Open width with Elastene 3 t fleece Interlock Rib etc 	<ul style="list-style-type: none"> 100% Cotton, Cotton Spandex Fabrics. Poly/Cotton, Poly/Cotton Spandex Fabrics. RFD, Bleached, Dyed, Print and Yarn Dyed Fabrics with Various Special Finishes like, Teflon, Wrinkle Free Water Repellant, Nano Care, Soil Release, Anti Bacteria Finish, Aero Finish, Bio Polish etc. Various Weaves -Twills, Gabardines, Broken Twill, Ripstop, Canvas, Mattie's, Ducks, Plain Tussor, Dobby, Cord ,Ottoman, etc. Health & Eco – Friendly Fabrics made from BCI/Organic Cotton
End-User Applications		
<div>  Woven Apparel </div> <div>  Knitted Apparel </div> <div>  Furnishing Fabrics </div> <div>  Denims </div> <div>  Terry Towel </div> <div>  Medical Fabrics </div> <div>  Tea Bags </div> <div>  Bed Linen </div>	<div>  Inner Wear </div> <div>  Comfort Wear </div> <div>  Sports Wear </div> <div>  Baby Wear </div> <div>  Winter Wear </div>	<div>  Fashion and Image Wear </div> <div>  Uniform </div> <div>  Health Care Apparel </div> <div>  Hotel Apparel </div> <div>  Industrial and Protective Wear </div> <div>  Defence Wear </div>



- ☞ The company is having all quality certification as per International Standards
- ☞ The company has also been certified by OEKOTex, Global Organic Textile Standard (GOTS) which prescribes standards for the processing of fibres from certified organic agriculture
- ☞ The Company is certified with GRS, for use of recycled fibers
- ☞ The company has also been authorized to use the SUPIMA trademark, Cotton USA, which also certifies that Company is purchasing, consuming or using yarn or fabric made from America Pima cotton that is grown in the United State of America



Our Quality Certifications

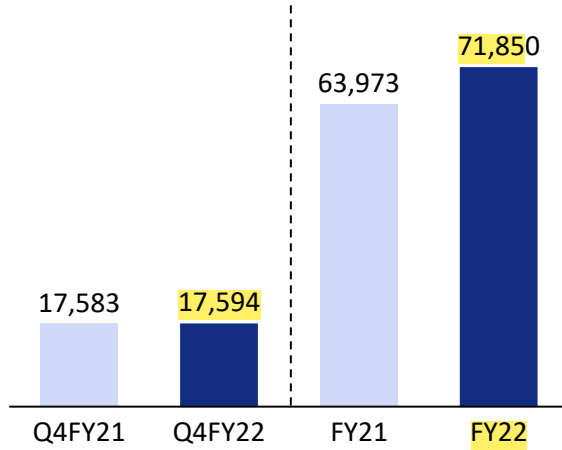




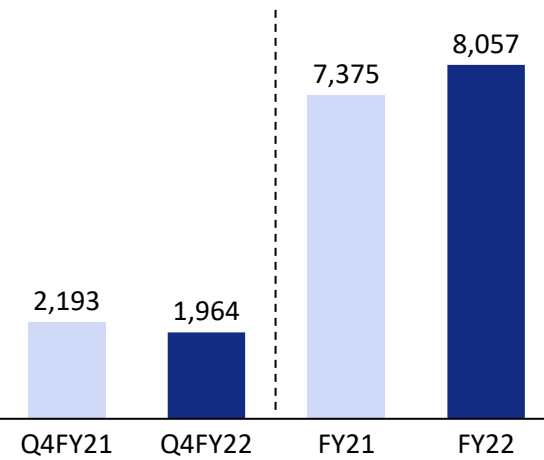
Financial Highlights

Yarn (MT)

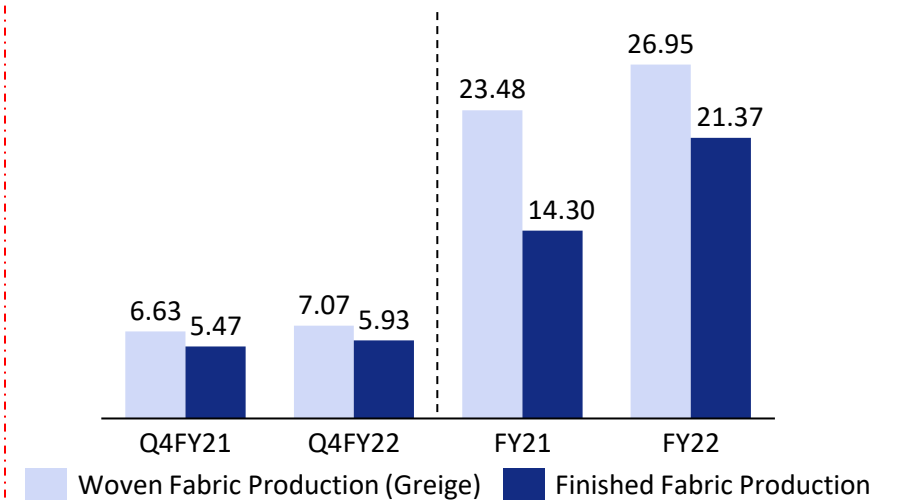
Production



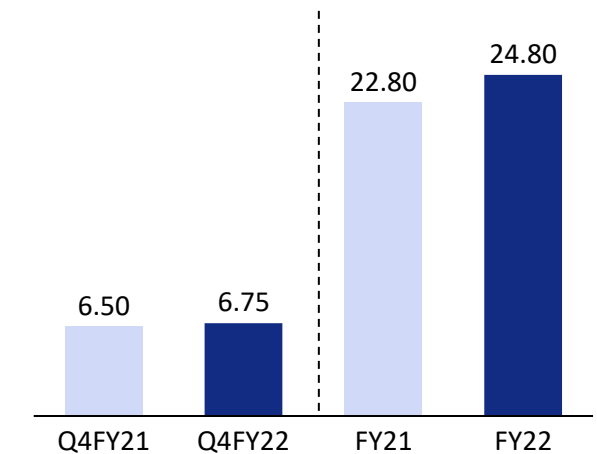
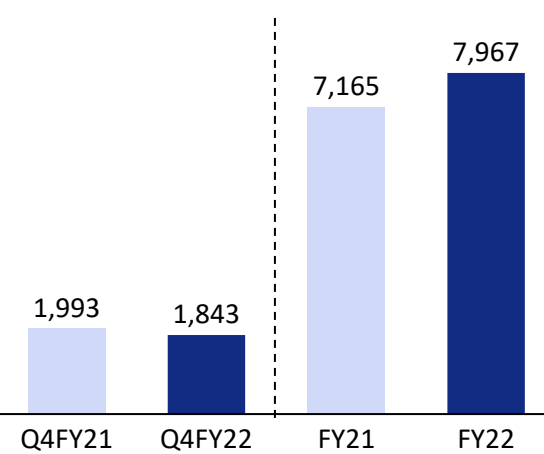
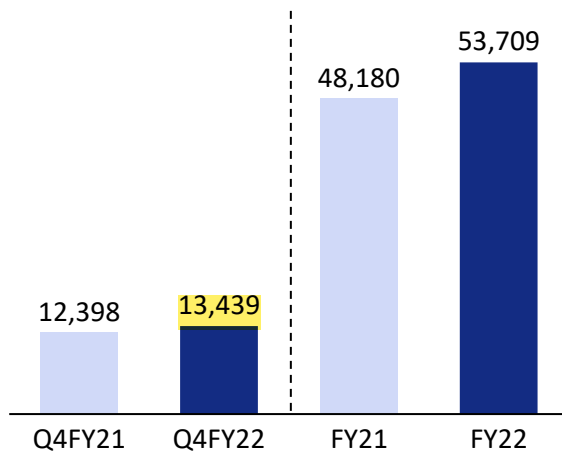
Knitted Fabrics (MT)



Woven & Finished Fabric (Mn Mtrs)



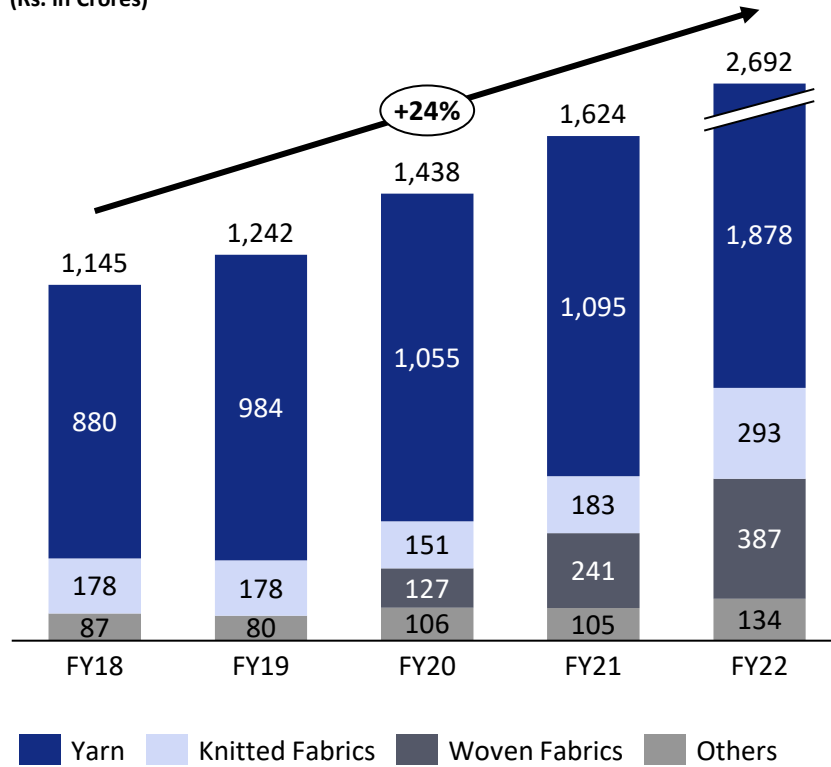
Sales Volume



Woven Fabric Sales (Greige & Finished)

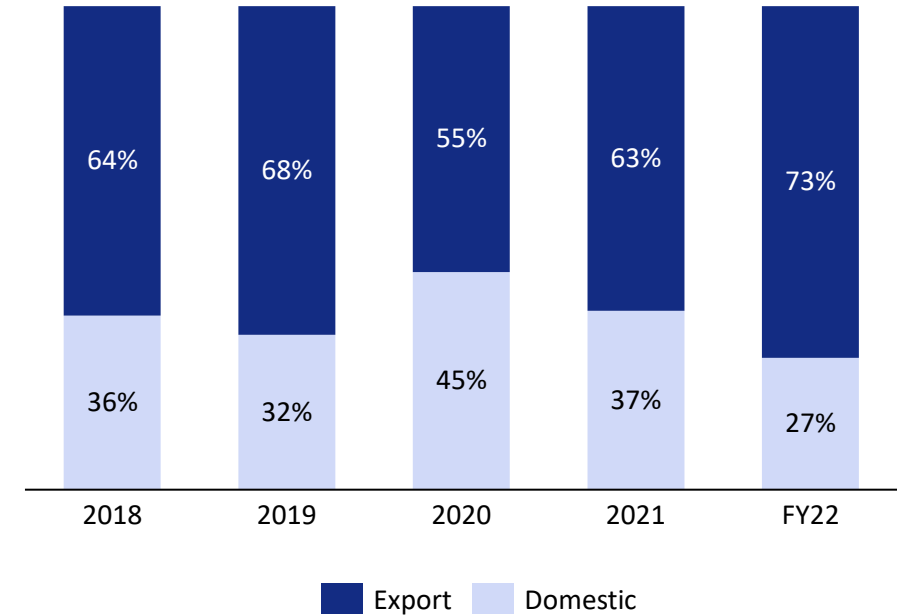
Product-wise Revenue Distribution

(Rs. in Crores)



Geographical Distribution of Revenue

(in %)



Consistently Improving Performance

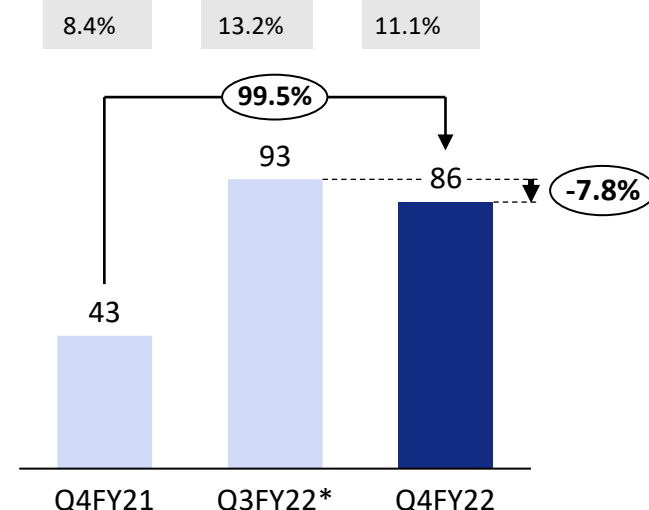
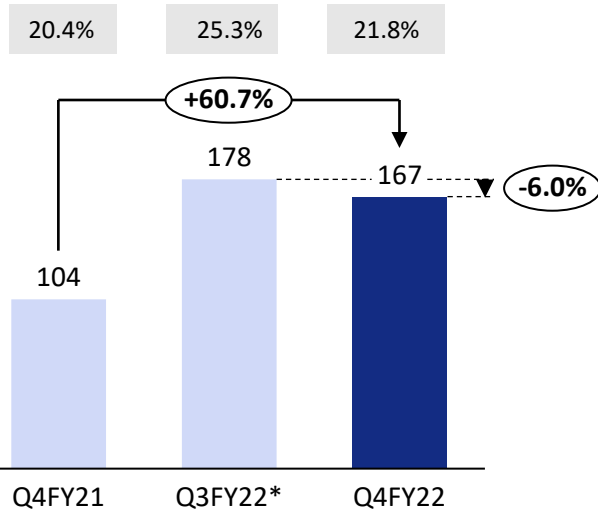
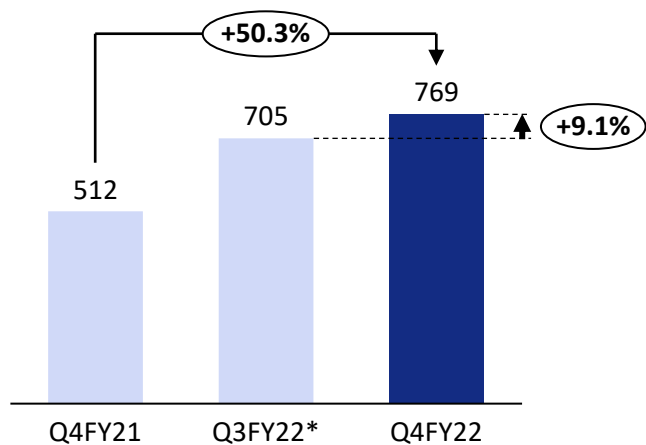
- Achieved Exports turnover of Rs. 1,954 crores for FY22, 92% up from FY21
- Achieved CAGR of 24% over last 5 years
- Increasing share of Fabrics to Total Revenue; Fabrics now constitute 25% of Total Revenue
- Steady increase in sales of Yarn over FY18-FY22

Revenue from Operations

EBITDA

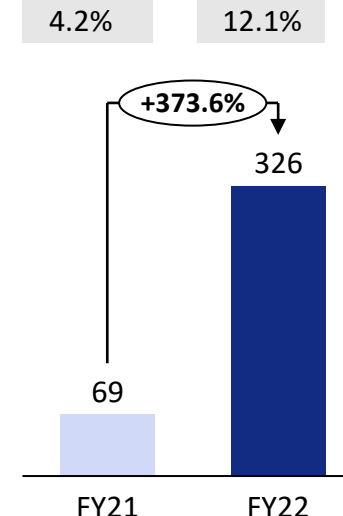
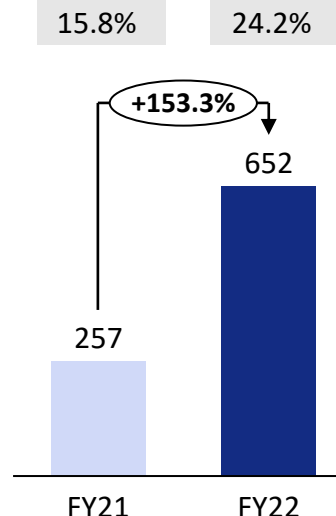
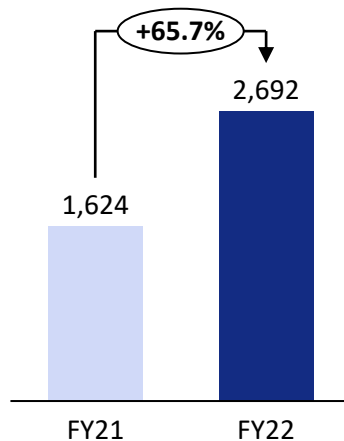
PAT

Quarterly

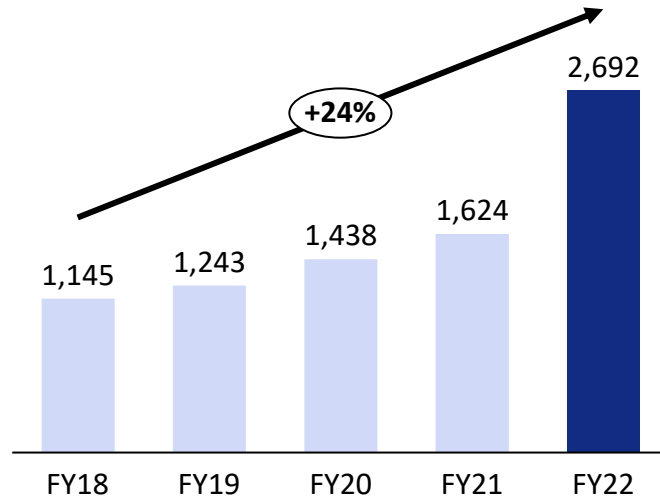


FY22

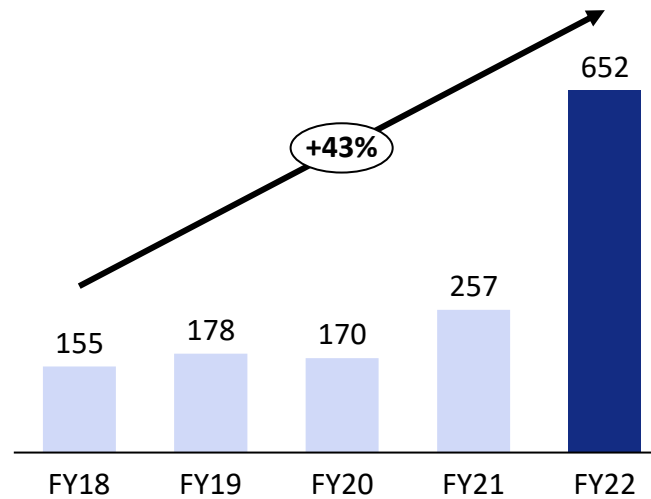
Annual



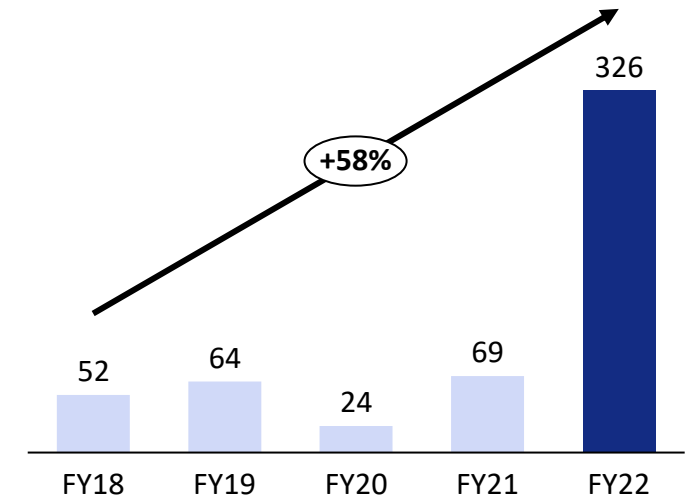
Revenue from Operations



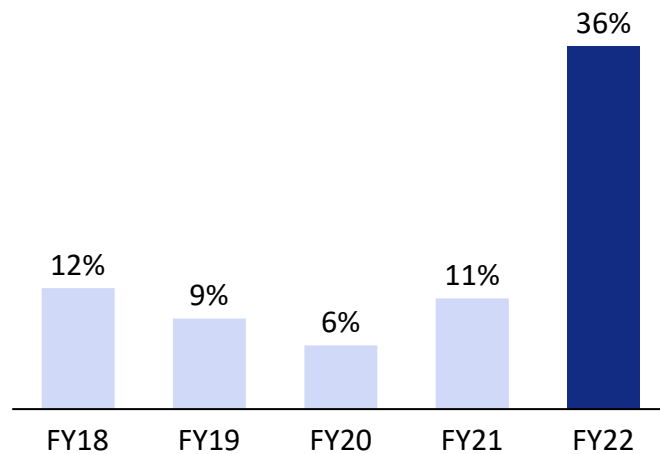
EBITDA



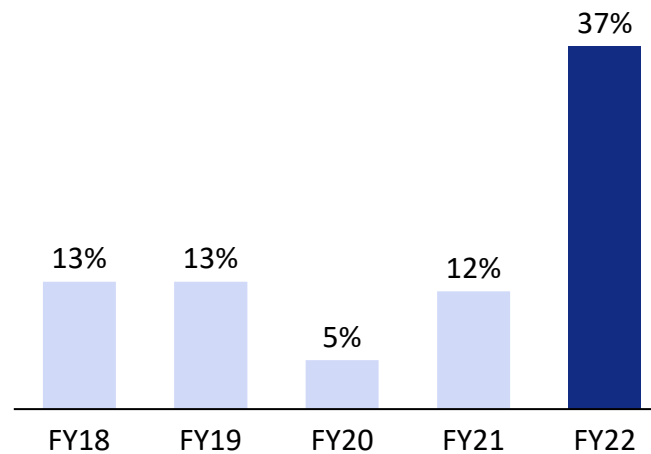
PAT



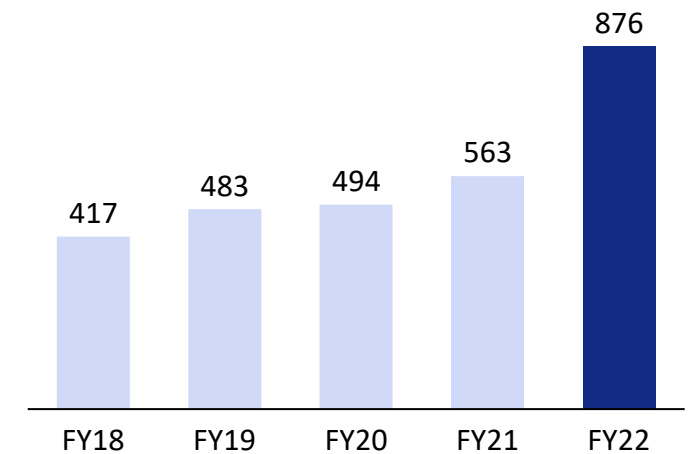
ROCE



ROE



Net Worth



Profit and Loss Statement

Particulars (Rs. Crores)	Q4FY22	Q4FY21	YoY	FY22	FY21	YoY
Total Revenue	769.07	511.58	50%	2,692.32	1,624.41	66%
Cost Materials Consumed	474.29	304.07		1,570.35	971.91	
Change in Inventories	-19.47	-23.21		-94.14	-25.60	
Total Overheads	454.82	280.86		1,476.21	946.31	
Gross Margin	314.25	230.72	36%	1,216.11	678.10	79%
Gross Margin (%)	40.9%	45.1%		45.2%	41.7%	
Employee Expenses	32.45	29.61		132.73	111.78	
Other Expenses	114.36	96.91		431.76	309.06	
EBITDA	167.44	104.20	61%	651.62	257.26	153%
EBITDA Margin (%)	21.8%	20.4%	140bps	24.2%	15.8%	837bps
Depreciation	21.51	22.10		87.41	91.03	
Other Income	0.52	0.17		1.84	1.90	
EBIT	146.45	82.27	78%	566.05	168.13	237%
EBIT Margin (%)	19.0%	16.1%		21.0%	10.4%	
Finance Cost	14.01	15.84		55.34	61.61	
Profit Before Tax & Exceptional items	132.44	66.43	99%	510.71	106.52	379%
Exceptional items	0.00	0.00		-4.54	0.00	
Profit Before Tax	132.44	66.43	99%	506.17	106.52	375%
Profit Before Tax%	17.2%	13.0%		18.8%	6.6%	
Tax	46.97	23.59		180.03	37.65	
Profit After Tax	85.47	42.84	99%	326.14	68.87	374%
PAT Margin (%)	11.1%	8.4%	274bps	12.11%	4.24%	787bps
EPS (As per Profit after Tax)	15.20	7.62	0.99	58.01	12.25	374%
Cash EPS	19.03	11.55	0.65	73.56	28.44	159%

Assets (Rs. Cr.)	Mar-22	Mar-21	Equity & Liabilities (Rs. Cr.)	Mar-22	Mar-21
Non-current assets	1,070.10	1,072.98	EQUITY	875.81	563.35
Property, Plant and Equipment	1,010.63	1,058.52	Equity Share Capital	56.22	56.22
Capital work-in-progress	0.08	1.57	Other Equity	819.59	507.13
Intangible Assets	1.25	1.21	Non-Current Liabilities	537.25	637.11
Other non-current assets	58.14	11.68	Financial Liabilities		
Current assets	754.27	603.34	(i) Borrowings	407.19	563.89
Inventories	406.29	354.68	(ii) Other Financial Liabilities	0.00	0.00
Financial Assets			Deferred Tax Liabilities (Net)	125.12	53.51
(i) Trade receivables	240.68	165.85	Provisions	4.94	19.71
(ii) Cash and cash equivalents	0.26	0.02	Current liabilities	411.31	475.86
(iii) Bank balances other than (ii)	0.35	0.83	Financial Liabilities		
(iv) Other Financial Assets	2.32	0.92	(i) Borrowings	281.36	397.74
Current Tax Asset (Net)	0.00	0.00	(ii) Trade Payables	82.09	54.81
Other Current Assets	104.37	81.05	(iii) Other Financial Liabilities	17.68	11.09
TOTAL	1,824.37	1,676.32	Other Current Liabilities	17.81	7.06
			Provisions	0.55	1.59
			Current tax liabilities (net)	11.82	3.57
			TOTAL	1824.37	1676.32

Particulars (Rs. Crores)	FY22	FY21
Operating profit before working capital changes	656.73	260.00
Changes in working capital	-123.44	-89.04
Cash generated from Operations	533.29	170.96
Direct taxes paid (net of refund)	101.86	-16.09
Net Cash from Operating Activities (A)	431.43	154.87
Net Cash from Investing Activities (B)	-85.90	-11.22
Net Cash from Financing Activities (C)	-345.28	-143.75
Net change in Cash & Cash Equivalents	0.25	-0.10

Texprocil Awards



Gold Trophy for the highest export performance in Cotton Yarn - Counts 51s & above under Category I for the year 2019-20



Silver Trophy for the second highest export performance in Cotton Yarn - Counts 50s & below under Category III for the year 2019-20



Silver plaque for the second highest exports of Cotton Yarn counts 50s and above for the year 2018-19



Silver Trophy for Second Highest Exports in the category of Grey Fabrics for the years 2006-07, 2007-08 and 2017-18 and Bronze Trophy for the years 2010-11, 2014-15 and 2015-16.



Bronze Trophy for the third highest exports of Cotton Yarn counts 50s and below under Category II for the year 2015-16

Other Recognitions



“UCCI Excellence Award” by Udaipur Chamber of Commerce & Industry under the “Large Manufacturing Enterprise” category in year 2017, 2018 and 2019



Conferred with Rajasthan Energy Conservation Award and won first prize in large scale spinning for the years 2014-15 and 2015-16 and second prize in 2017-18 and 2018-19



State Award for **“Excellence in Exports”** for the years 2007-08, 2010-11, 2013-14 and 2016-17 by the Government of Rajasthan





- Construction of Women hospital in Bhilwara
- Installation of Solar Rooftop system in Hostel Building



Promoting education of differently-abled children, construction of rooms in school




Construction of toilets as a part of Swachh Bharat Abhiyan



- Contribution towards COVID relief
- Rural development activity by construction of roads drainage system




Contribution to Confederation of Textiles industries (CTI) for cotton development and research



- Installation of energy-efficient equipment
- Zero liquid discharge system through reutilization of wastewater
- Installation of Solar power plants

We are future-ready to cater to Global Textile requirements and are committed to providing exceptional services





TOPLINE GROWTH

Strive to maintain topline growth momentum by optimizing capacity utilisation and continue to add value-added products and use of sustainable fibres and adding capacities at existing locations

GEOGRAPHICAL EXPANSION

Continue to explore newer markets across the geographies and to take advantage of China+1 strategy of major consuming countries

GOVERNMENT SUPPORT

Government thrust on Atmanirbhar Bharat is expected to surge internal demand for raw materials thereby uplifting industry eco-system. Capitalize on growth opportunities arising from Investment Promotion Scheme of the State Government and other schemes of Central Government

For further information, Please Contact:

Company:



CIN: L17111RJ1992PLC006987
Mr. P Maheshwari- CFO
pmaheshwari@nitinspinners.com

www.nitinspinners.com

Investor Relation Advisors:



CIN: U74140MH2010PTC204285
Ami Parekh / Manasi Bodas
ami.parekh@sgapl.net / manasi.bodas@sgapl.net
+91 80824 66052 / +91 98210 43510

www.sgapl.net