



# UTTAM SUGAR MILLS LIMITED

Corporate Office : A-2E, III Floor, CMA Tower, Sector-24, NOIDA-201 301 Uttar Pradesh, India  
Telephone : 0120-4525000 E-mail : [uttamsugarnoida@uttamsugar.com](mailto:uttamsugarnoida@uttamsugar.com)

Dated : May 24, 2025

**National Stock Exchange of India Ltd.**  
**Listing Department**  
"Exchange Plaza", Bandra-Kurla Complex,  
Bandra (E), Mumbai – 400 051

**B.S.E. Limited**  
**Listing Department**  
P.J. Tower,  
Dalal Street,  
Mumbai – 400 001  
**Ref. – Scrip Code – 532729**

**Ref. :- Symbol – UTTAMSUGAR**

**Sub: Results Presentation for the Quarter/ Year ended 31<sup>st</sup> March, 2025**

Please find attached herewith Results Presentation in relation to the Audited Financial Results (Standalone & Consolidated) of the Company for the Quarter/ Year ended 31<sup>st</sup> March, 2025.

You are requested to take the above information on your records.

Thanking you.

Yours faithfully,  
For Uttam Sugar Mills Ltd.

  
(Rajesh Garg)  
Company Secretary & Compliance Officer



 Encl: As above



# UTTAM SUGAR MILLS LTD

INVESTOR PRESENTATION  
F Y 2024-25



## SAFE HARBOUR STATEMENT

This Presentation and the accompanying slides (the “Presentation”), have been prepared solely for information purposes and do not constitute any offer, recommendation or invitation to purchase or subscribe for any securities, and shall not form the basis or be relied on in connection with any contract or binding commitment whatsoever. No offering of securities of the Company will be made except by means of a statutory offering document containing detailed information about the Company.

This Presentation has been prepared by the Company based on information and data which the Company considers reliable, but the Company makes no representation or warranty, express or implied, whatsoever, and no reliance shall be placed on, the truth, accuracy, completeness, fairness and reasonableness of the contents of this Presentation. This Presentation may not be all inclusive and may not contain all of the information that you may consider material. Any liability in respect of the contents of, or any omission from this Presentation is expressly excluded.

This Presentation may contain certain forward-looking statements concerning the Company’s future business prospects and business profitability, which are subject to a number of risks and uncertainties and the actual results could materially differ from those in such forward-looking statements. The risks and uncertainties relating to these statements include, but are not limited to, risks and uncertainties regarding fluctuations in earnings, our ability to manage growth, competition (both domestic and international), economic growth in India and abroad, ability to attract and retain highly skilled professionals, time and cost over runs on contracts, our ability to manage our international operations, government policies and actions regulations, interest and other fiscal costs generally prevailing in the economy. The Company does not undertake to make any announcement in case any of these forward-looking statements become materially incorrect in future or update any forward-looking statements made from time to time by or on behalf of the Company.



An aerial photograph of a large industrial facility, likely a sugar mill, with several large white buildings with red roofs, tall smokestacks emitting white smoke, and various pipes and structures. The facility is surrounded by green fields and a clear blue sky with some clouds.

## COMPANY OVERVIEW

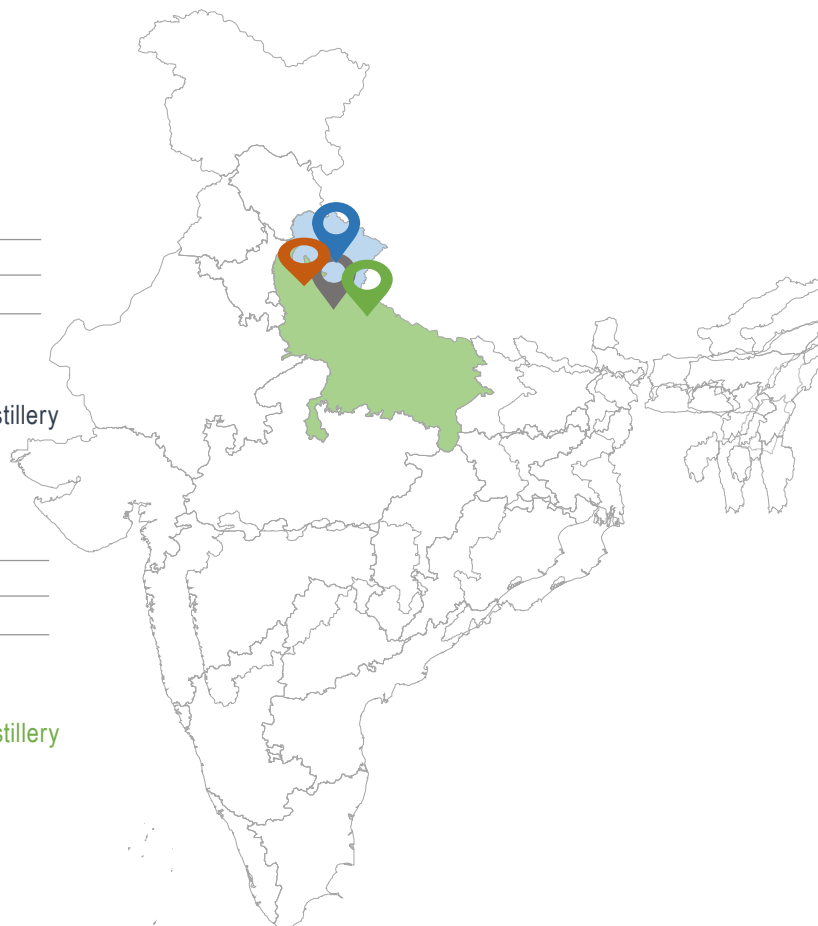
# OUR CAPABILITIES

Capacity	Libberheri	Barkatpur	Shermau	Khaikheri	Total
Sugarcane crushing (TCD)	7000	8500	6000	5500	27000
Distillery Capacity (KLPD)*	62	288	0	0	350*
Power Capacity (MW)	29	53	25	15	122

## \*Note

- Distillery capacity as above based on Bhy/Syrup.
- Distillery capacity as above doesn't include 40 KLPD Distillery capacity of Uttam Distilleries Limited (UDL), our Subsidiary Company.

# OUR Presence



## Our operating capacities

### Libberheri Unit (Uttarakhand)

<u>7000</u>	<u>29</u>	<u>62</u>
TCD, sugar	MW, power	KLPD, distillery

## Our operating capacities

### Barkatpur Unit (Uttar Pradesh)

<u>8500</u>	<u>53</u>	<u>288</u>
TCD, sugar	MW, power	KLPD, distillery

## Our operating capacities

### Khaikheri Unit (Uttar Pradesh)

<u>5500</u>	<u>15</u>	<u>NA</u>
TCD, sugar	MW, power	KLPD, distillery

## Our operating capacities

### Shermau Unit (Uttar Pradesh)

<u>6000</u>	<u>25</u>	<u>NA</u>
TCD, sugar	MW, power	KLPD, distillery

TCD – Cane crushing  
capacity in Tonnes per day

MW – Power capacity in  
Mega watt

KLPD – Ethanol Distillery  
Capacity in Kilo Litres Per day



## **FINANCIAL HIGHLIGHTS**

## Profit and Loss Highlights (Standalone)

(Rs. in Cr.)

Particulars	Q4 FY25	Q4 FY24	FY25	FY24
Total Revenue	551.85	467.59	1800.52	2055.52
EBITDA	116.47	84.93	222.32	274.36
Depreciation	11.06	10.85	44.60	39.81
EBIT	105.41	74.08	177.72	234.55
INTEREST	16.62	16.76	53.88	55.73
PBT	88.79	57.32	123.84	178.82
PAT	67.92	42.14	91.23	132.21
Total Comprehensive Income	66.89	41.59	90.41	131.41
EPS (*Not annualized)	17.81*	11.05*	23.92	34.67



## Profit and Loss Highlights (Consolidated)

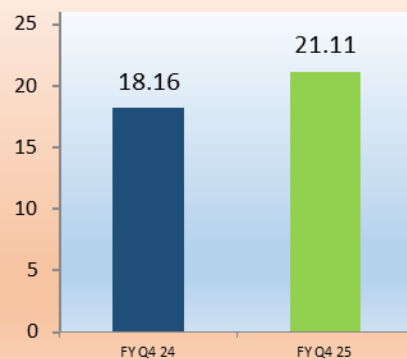
(Rs. in Cr.)

Particulars	Q4 FY25	Q4 FY24	FY25	FY24
Total Revenue	569.13	467.59	1854.14	2055.52
EBITDA	117.18	84.93	221.13	274.36
Depreciation	11.72	10.85	46.60	39.81
EBIT	105.46	74.08	174.53	234.55
INTEREST	17.77	16.76	56.53	55.73
PBT	87.69	57.32	118.00	178.82
PAT	64.07	42.14	85.80	132.21
Net profit after tax and share in profit/(loss) of Subsidiary	65.85	42.14	88.31	132.21
Total Comprehensive Income	63.04	41.59	84.98	131.41
EPS (*Not annualized)	17.26*	11.05*	23.16	34.67

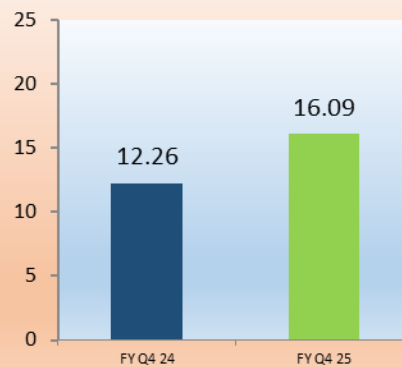
# Q4 FY25 HIGHLIGHTS

## Quarterly (Standalone)

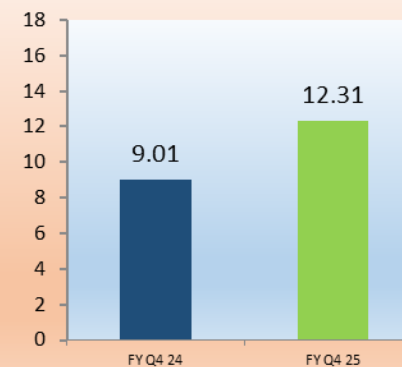
**EBITDA MARGIN**  
(In Percentage %)



**PBT MARGIN**  
(In Percentage %)



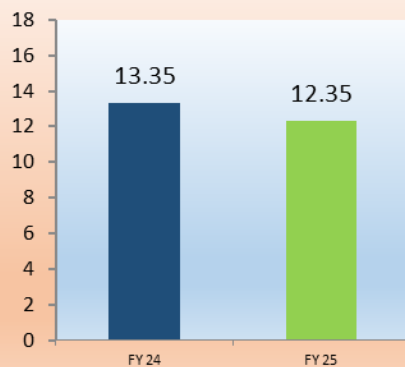
**PAT MARGIN**  
(In Percentage %)



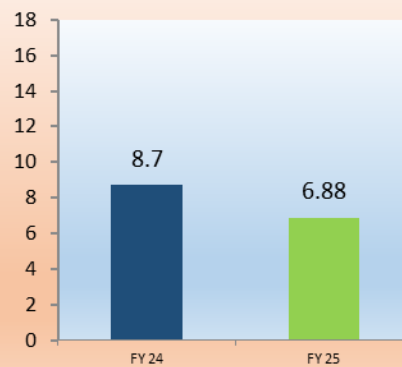
# FY2024-25 HIGHLIGHTS

## Yearly (Standalone)

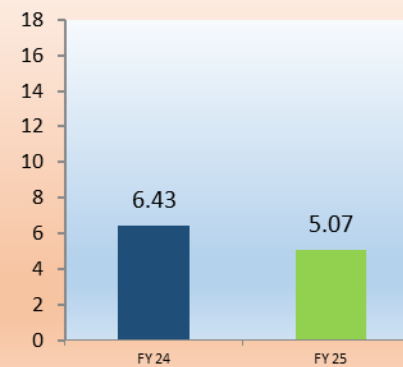
**EBITDA MARGIN**  
(In Percentage %)



**PBT MARGIN**  
(In Percentage %)



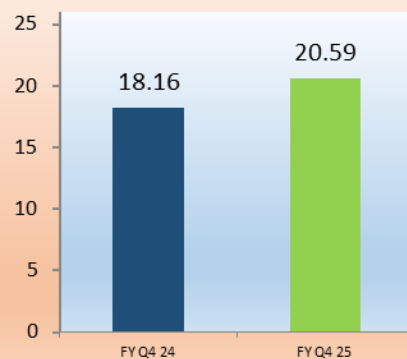
**PAT MARGIN**  
(In Percentage %)



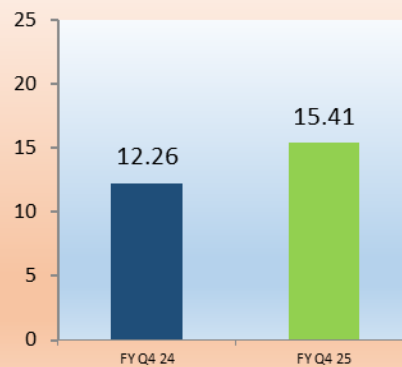
# Q4 FY25 HIGHLIGHTS

## Quarterly (Consolidated)

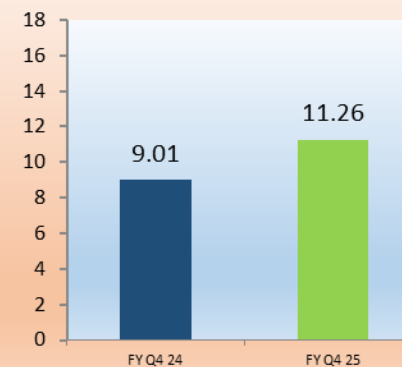
**EBITDA MARGIN**  
(In Percentage %)



**PBT MARGIN**  
(In Percentage %)



**PAT MARGIN**  
(In Percentage %)

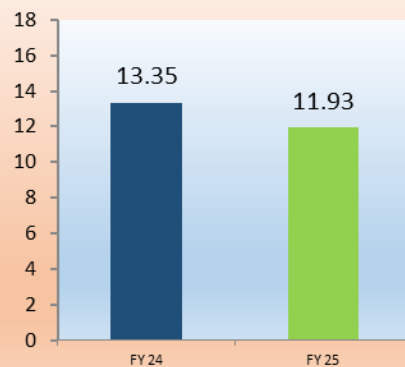




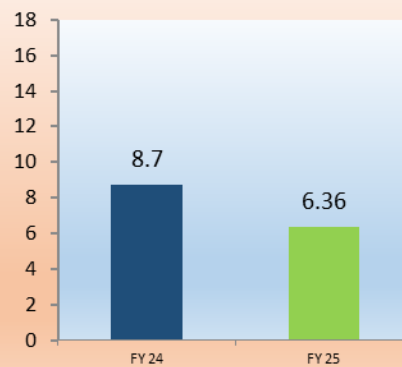
# FY2024-25 HIGHLIGHTS

## Yearly (Consolidated)

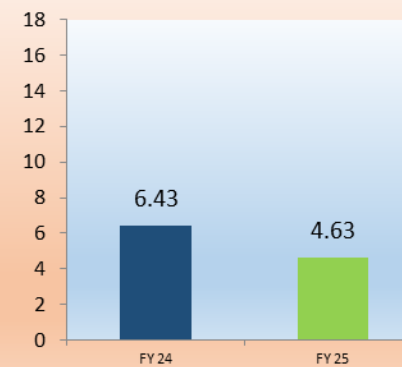
**EBITDA MARGIN**  
(In Percentage %)



**PBT MARGIN**  
(In Percentage %)



**PAT MARGIN**  
(In Percentage %)



# FY 2024-25 HIGHLIGHTS (Standalone)



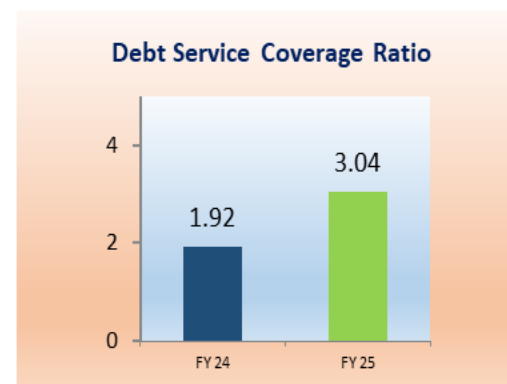
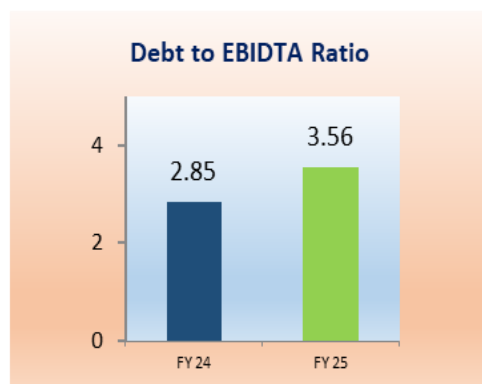
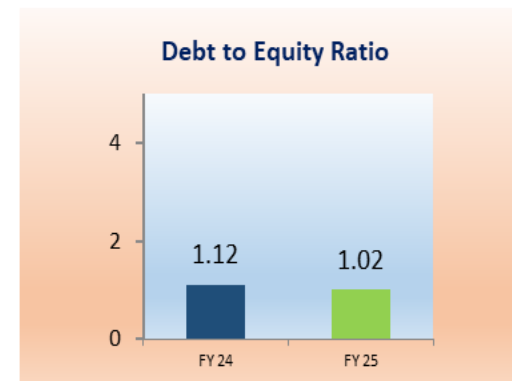
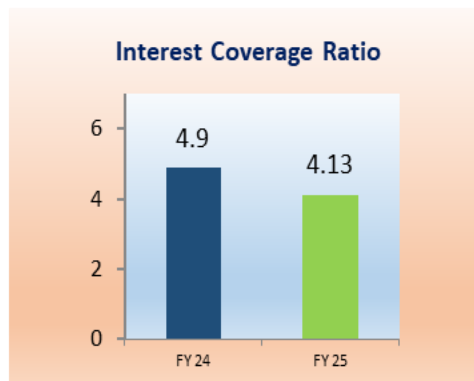
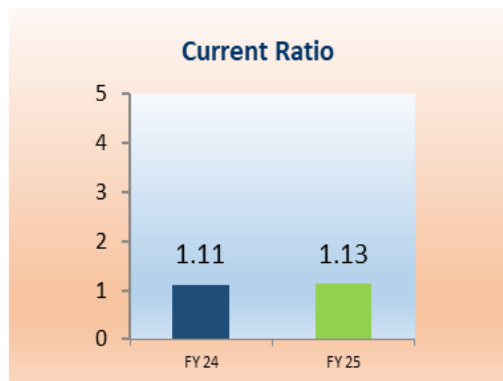
	Q4 2025	Q4 2024	QoQ %
REVENUE	552	468	▲ 18.02 %
EBITDA	116	85	▲ 37.13 %
PBT	89	57	▲ 54.90 %
PAT	68	42	▲ 61.17 %

(Rs. in Cr.)

	FY 2025	FY 2024	YoY %
REVENUE	1801	2056	▼ 12.40 %
EBITDA	222	274	▼ 18.97 %
PBT	124	179	▼ 30.75 %
PAT	91	132	▼ 30.99 %

(Rs. in Cr.)

## YEAR ENDED (Standalone Ratios)



# OPERATIONAL HIGHLIGHTS





# OPERATIONAL HIGHLIGHTS

## Sugar Division

Particulars	Q4 FY25	Q4 FY24	FY25	FY24
Sugar Production (Lakh Qtls)	21.11	19.76	34.69	42.70
Sugar Sales (Lakh Qtls)	8.60	7.95	32.85	40.50
Sugar Realisation (Rs. per Qtls)	4086	3904	3984	3856
Sugar Inventory (Lakh Qtls)	25.37	23.53	25.37	23.53
Valuation rate (Rs. per Qtls)	3578	3390	3578	3390

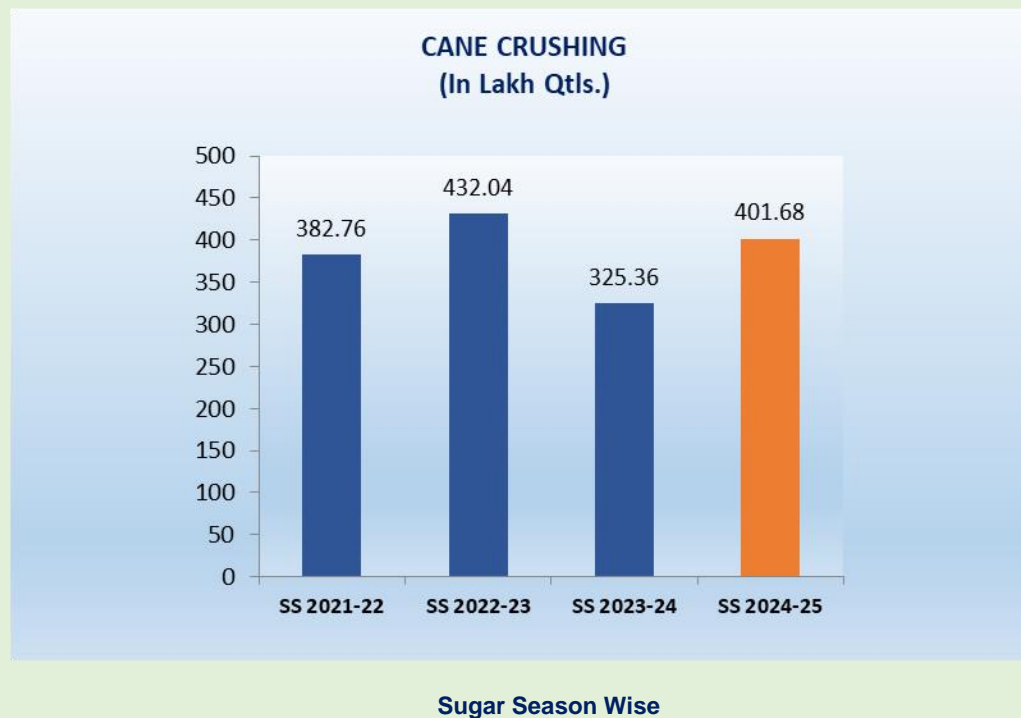
## Power Division

Particulars	Q4 FY25	Q4 FY24	FY25	FY24
Power Export (KWH in Lakhs)	622	631	1046	1374

## Ethanol Division and others

Particulars	Q4 FY25	Q4 FY24	FY25	FY24
Distillery Production (BL in Lakhs)	273	214	666	683
Distillery Sale (BL in Lakhs)	252	185	675	653
Distillery Realisation (Rs. per Ltr)	57	61	56	57

## Cane Crushing data



*Note : During the Sugar Season 2024-25, our cane crushing has been increased by 23.46% as compared to Sugar Season 2023-24, whereas in whole of the UP state crushing is lower than the last Sugar Season.*

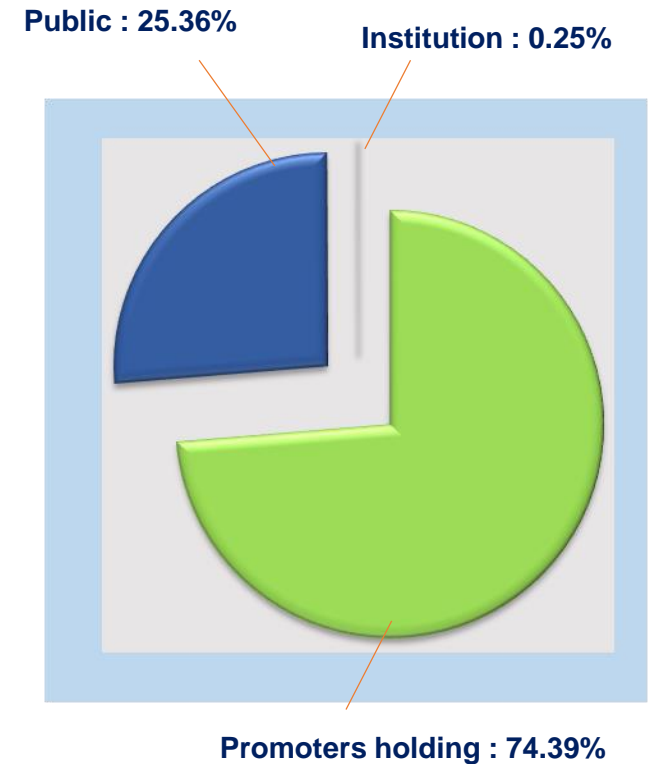


## OTHER DETAILS



## SHAREHOLDING DETAILS

Shareholding/Shares Information	
Total Issued Capital (No.)	3,81,38,120
Promoter Holding (%)	74.39%
Public Holding (%)	25.61%
NSE Script	UTTAMSUGAR
BSE Script	532729



## PRODUCT RANGE IN BRANDED/SPECIALITY DIVISION

- 1Kg Packaging
- 2Kg Packaging
- 5Kg Packaging
- Pharma Sugar
- Liquid/Invert Sugar
- Natural Brown
- Bura
- Superfine
- Icing
- Demerara
- Sachet (White & Brown)
- Cube (White & Brown)
- Candy





Uttam Sugar Mills Ltd.

***THANK YOU***

---

***Corp office:*** A-2E, 3rd Floor, C.M.A. Tower, Sector – 24, Noida – 201 301 (U.P.)

Tel. : 0120 –4525000, E-mail: [uttam.secretarial@uttamsugar.com](mailto:uttam.secretarial@uttamsugar.com)

---