



# UTTAM SUGAR MILLS LIMITED

Corporate Office : A-2E, III Floor, CMA Tower, Sector-24, NOIDA-201 301 Uttar Pradesh, India  
Telephone : 0120-4525000 E-mail : uttamsugarnoida@uttamsugar.com

Dated : May 16<sup>th</sup>, 2026

**National Stock Exchange of India Ltd.  
Listing Department**  
"Exchange Plaza", Bandra-Kurla Complex,  
Bandra (E), Mumbai - 400 051

**B.S.E. Limited  
Listing Department**  
P.J. Tower,  
Dalal Street,  
Mumbai - 400 001

**Ref. :- Symbol - UTTAMSUGAR**

**Ref. - Scrip Code - 532729**



**Sub: Results Presentation for the Quarter/ Year ended 31<sup>st</sup> March, 2026**

Please find attached herewith Results Presentation in relation to the Audited Financial Results (Standalone & Consolidated) of the Company for the Quarter/ Year ended 31<sup>st</sup> March, 2026.

You are requested to take the above information on your records.

Thanking you.

Yours faithfully,  
**For Uttam Sugar Mills Ltd.**

**(Rajesh Garg)**  
**Company Secretary & Compliance Officer**

 ENCL. :- As Above



# UTTAM SUGAR MILLS LTD

**RESULTS PRESENTATION  
F Y 2025-26**

## SAFE HARBOUR STATEMENT

This Presentation and the accompanying slides (the “Presentation”), have been prepared solely for information purposes and do not constitute any offer, recommendation or invitation to purchase or subscribe for any securities, and shall not form the basis or be relied on in connection with any contract or binding commitment whatsoever. No offering of securities of the Company will be made except by means of a statutory offering document containing detailed information about the Company.

This Presentation has been prepared by the Company based on information and data which the Company considers reliable, but the Company makes no representation or warranty, express or implied, whatsoever, and no reliance shall be placed on, the truth, accuracy, completeness, fairness and reasonableness of the contents of this Presentation. This Presentation may not be all inclusive and may not contain all of the information that you may consider material. Any liability in respect of the contents of, or any omission from this Presentation is expressly excluded.

This Presentation may contain certain forward-looking statements concerning the Company’s future business prospects and business profitability, which are subject to a number of risks and uncertainties and the actual results could materially differ from those in such forward-looking statements. The risks and uncertainties relating to these statements include, but are not limited to, risks and uncertainties regarding fluctuations in earnings, our ability to manage growth, competition (both domestic and international), economic growth in India and abroad, ability to attract and retain highly skilled professionals, time and cost over runs on contracts, our ability to manage our international operations, government policies and actions regulations, interest and other fiscal costs generally prevailing in the economy. The Company does not undertake to make any announcement in case any of these forward-looking statements become materially incorrect in future or update any forward-looking statements made from time to time by or on behalf of the Company.

A light blue rounded rectangular box containing the text "COMPANY OVERVIEW". The word "COMPANY" is in dark blue, and "OVERVIEW" is in orange.

# COMPANY OVERVIEW

# Our Growth Journey Across 27 Years



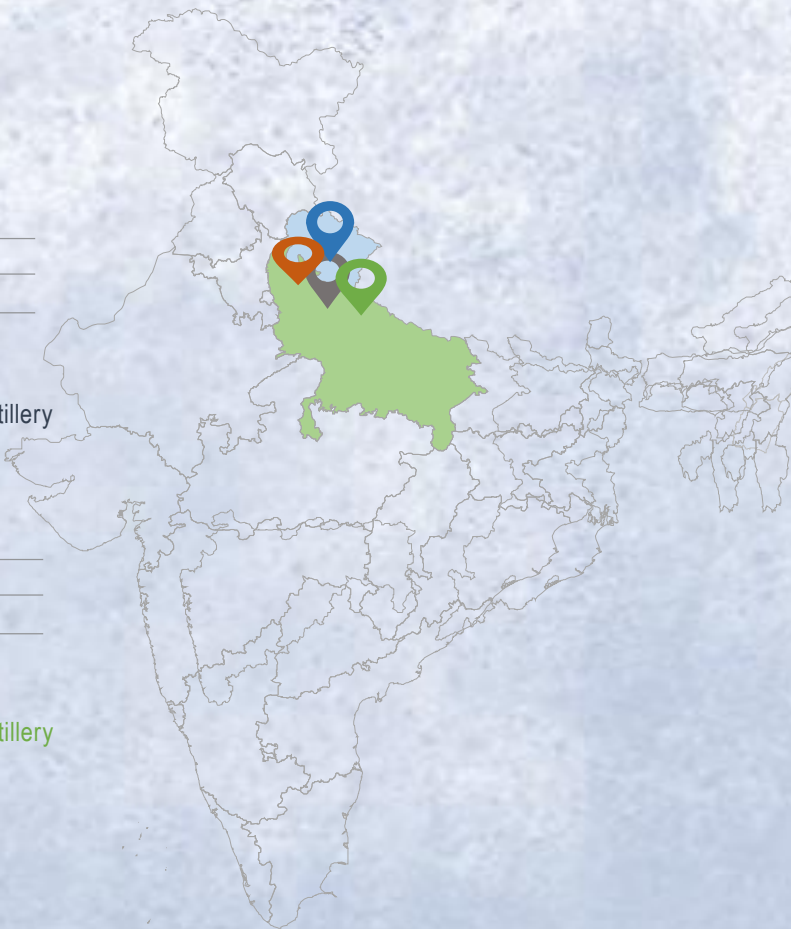
# OUR CAPABILITIES

Capacity	Libberheri	Barkatpur	Shermau	Khaikheri	Total
Sugarcane crushing (TCD)	7000	8500	6000	5500	27000
Distillery Capacity (KLPD)*	62	288	0	0	350*
Power Capacity (MW)	29	53	25	15	122

**\*Note**

- *Distillery capacity as above based on Bhy/Syrup.*
- *Distillery capacity as above doesn't include 40 KLPD Distillery capacity of Uttam Distilleries Limited (UDL), our Subsidiary Company.*

# OUR Presence



## Our operating capacities

### Libberheri Unit (Uttarakhand)

<u>7000</u>	<u>29</u>	<u>62</u>
TCD, sugar	MW, power	KLPD, distillery

## Our operating capacities

### Khaikheri Unit (Uttar Pradesh)

<u>5500</u>	<u>15</u>	<u>NA</u>
TCD, sugar	MW, power	KLPD, distillery

## Our operating capacities

### Barkatpur Unit (Uttar Pradesh)

<u>8500</u>	<u>53</u>	<u>288</u>
TCD, sugar	MW, power	KLPD, distillery

## Our operating capacities

### Shermau Unit (Uttar Pradesh)

<u>6000</u>	<u>25</u>	<u>NA</u>
TCD, sugar	MW, power	KLPD, distillery

TCD – Cane crushing capacity in Tonnes per day

MW – Power capacity in Mega watt

KLPD – Ethanol Distillery Capacity in Kilo Litres Per day

# FINANCIAL HIGHLIGHTS

## Profit and Loss Highlights (Standalone)

(Rs. in Cr.)

Particulars	Q4 FY26	Q4 FY25	FY26	FY25
Total Revenue	453.80	551.85	2116.43	1800.52
EBITDA	92.91	116.47	226.24	222.32
Depreciation	11.61	11.06	46.29	44.60
EBIT	81.30	105.41	179.95	177.72
INTEREST	11.93	16.62	47.16	53.88
PBT	69.37	88.79	132.79	123.84
PAT	51.57	67.92	98.74	91.23
Total Comprehensive Income	52.03	66.89	100.02	90.41
EPS (*Not annualized)	13.52*	17.81*	25.89	23.92

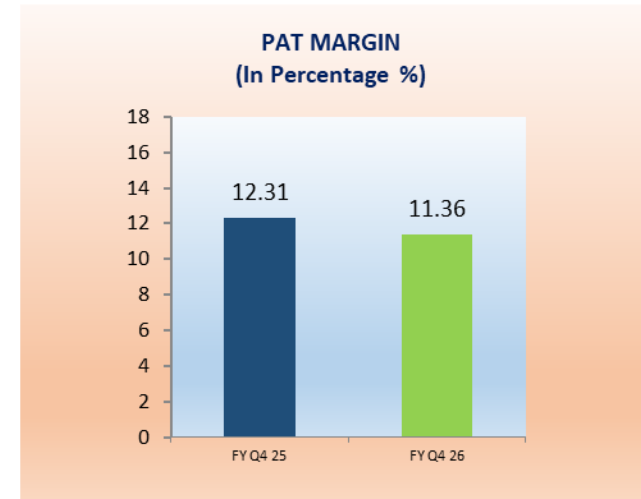
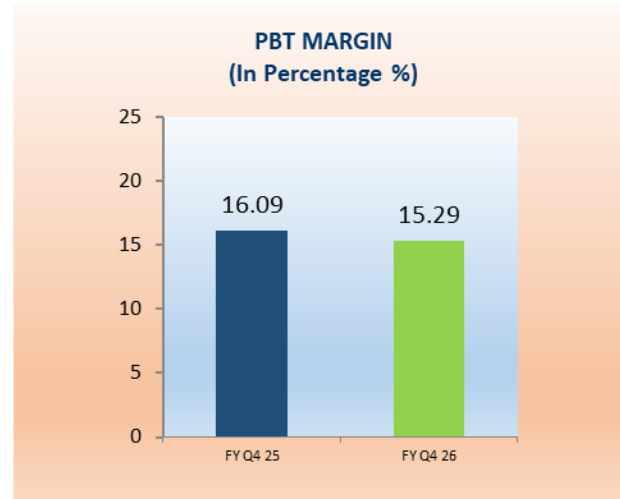
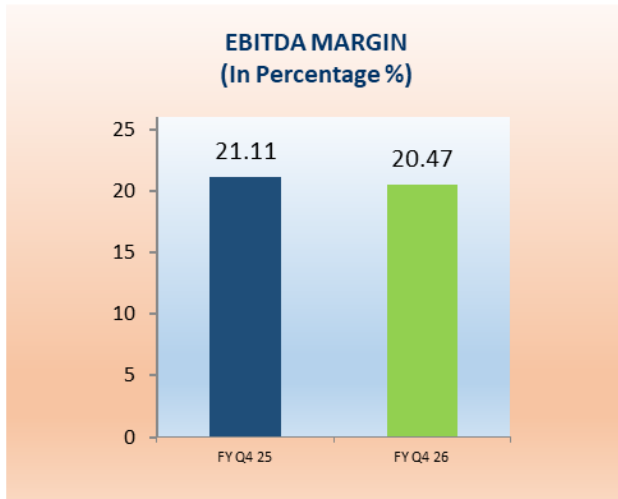
## Profit and Loss Highlights (Consolidated)

(Rs. in Cr.)

Particulars	Q4 FY26	Q4 FY25	FY26	FY25
Total Revenue	471.87	569.13	2209.92	1854.14
EBITDA	98.85	117.18	236.15	221.23
Depreciation	12.29	11.72	49.04	46.60
EBIT	86.56	105.46	187.11	174.63
INTEREST	13.01	17.77	51.84	56.63
PBT	73.55	87.69	135.27	118.00
PAT	54.73	64.07	100.59	85.80
Net profit after tax and share in profit/(loss) of Subsidiary	54.76	65.85	100.29	88.31
Total Comprehensive Income	55.20	63.04	101.88	84.98
EPS (*Not annualized)	14.36*	17.26*	26.30	23.16

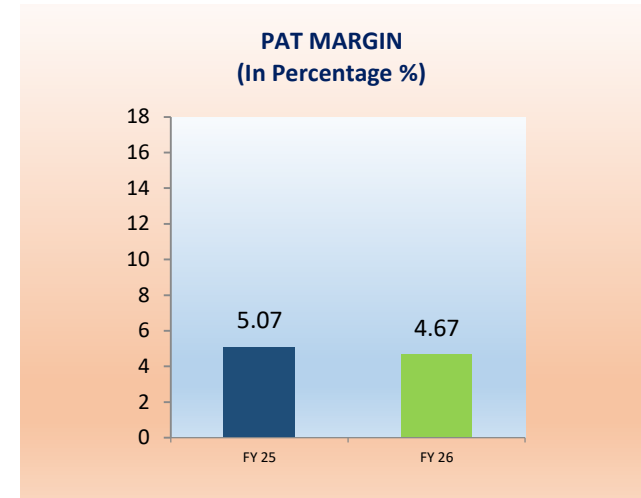
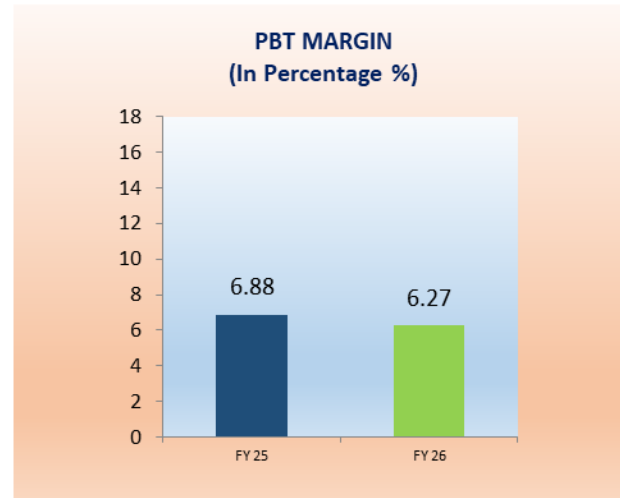
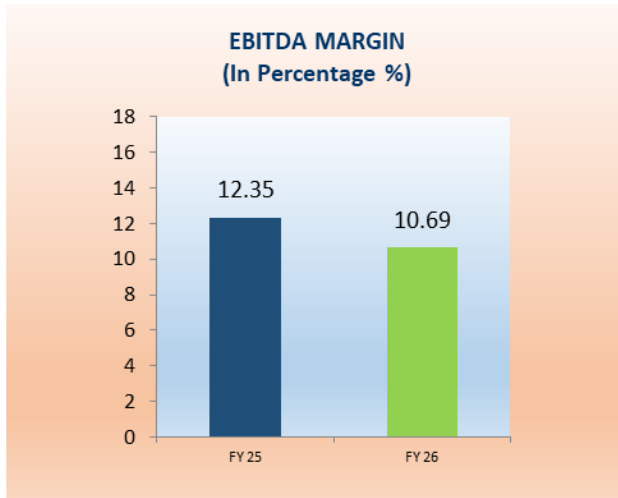
# Q4 FY26 HIGHLIGHTS

## Quarterly (Standalone)



# FY2025-26 HIGHLIGHTS

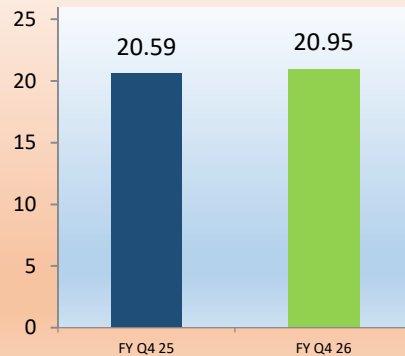
## Yearly (Standalone)



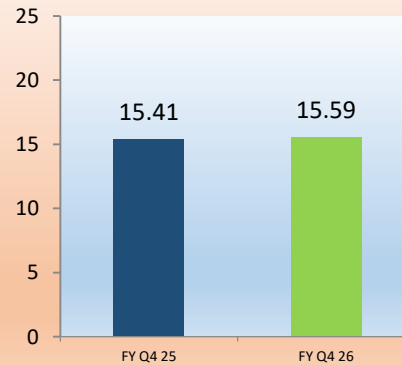
# Q4 FY26 HIGHLIGHTS

## Quarterly (Consolidated)

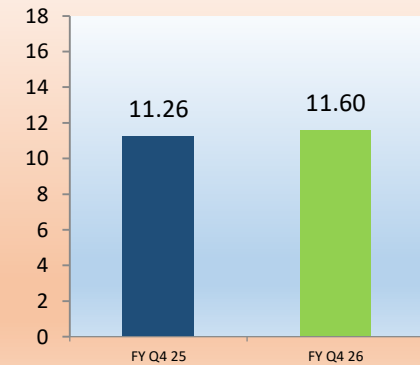
**EBITDA MARGIN**  
(In Percentage %)



**PBT MARGIN**  
(In Percentage %)

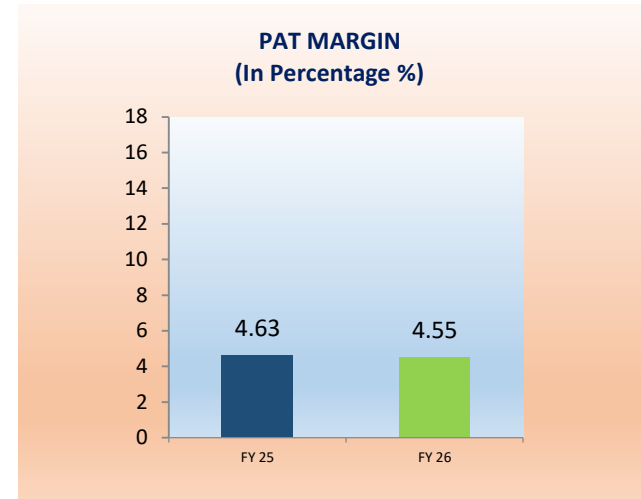
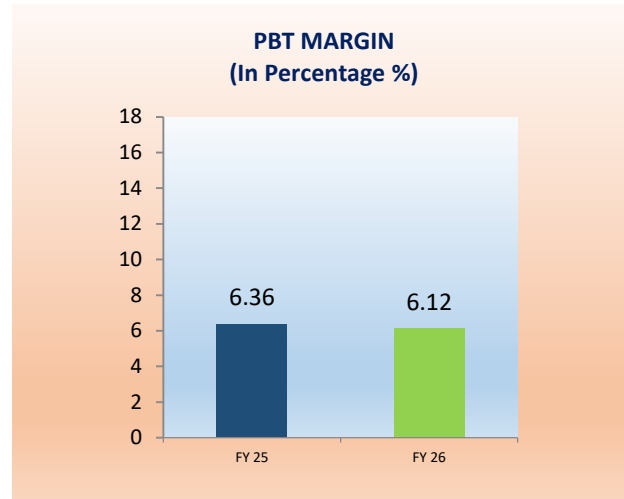
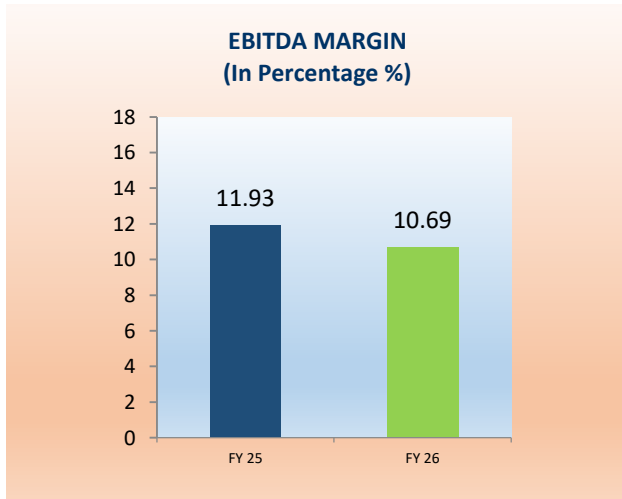


**PAT MARGIN**  
(In Percentage %)



# FY2025-26 HIGHLIGHTS

## Yearly (Consolidated)



# FY 2025-26 HIGHLIGHTS (Standalone)

	Q4 2026	Q4 2025	QoQ %
REVENUE	453.80	551.85	▼ 17.77 %
EBITDA	92.91	116.47	▼ 20.23 %
PBT	69.37	88.79	▼ 21.87 %
PAT	51.57	67.92	▼ 24.07 %

(Rs. in Cr.)

	FY 2026	FY 2025	YoY %
REVENUE	2116.43	1800.52	▲ 17.55 %
EBITDA	226.24	222.32	▲ 1.76 %
PBT	132.79	123.84	▲ 7.22 %
PAT	98.74	91.23	▲ 8.23 %

(Rs. in Cr.)

# FY 2025-26 HIGHLIGHTS (Consolidated)

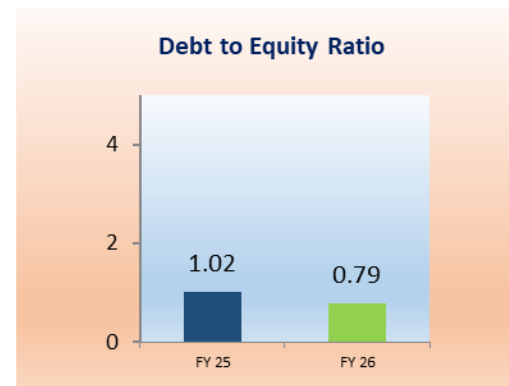
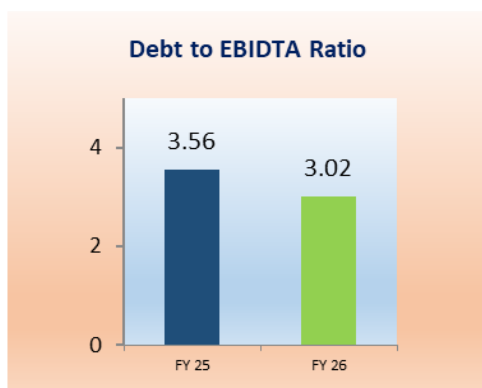
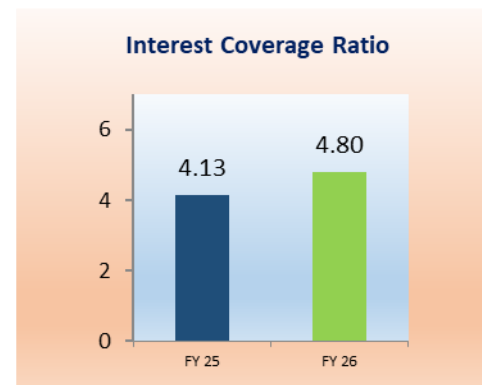
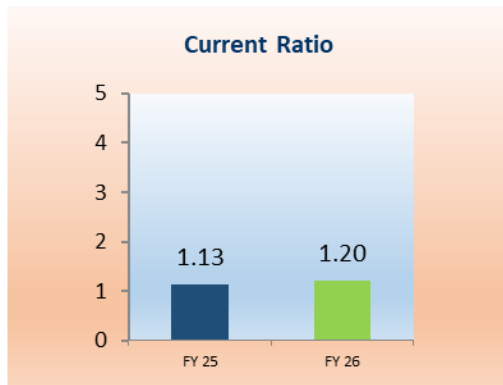
	Q4 2026	Q4 2025	QoQ %
REVENUE	471.87	569.13	▼ 17.09 %
EBITDA	98.85	117.18	▼ 15.64 %
PBT	73.55	87.69	▼ 16.12 %
PAT	54.73	64.07	▼ 14.58 %

(Rs. in Cr.)

	FY 2026	FY 2025	YoY %
REVENUE	2209.92	1854.14	▲ 19.19 %
EBITDA	236.15	221.23	▲ 6.74 %
PBT	135.27	118.00	▲ 14.64 %
PAT	100.59	85.80	▲ 17.24 %

(Rs. in Cr.)

## YEAR ENDED (Standalone Ratios)



# OPERATIONAL HIGHLIGHTS

# OPERATIONAL HIGHLIGHTS

## Sugar Division

Particulars	Q4 FY26	Q4 FY25	FY26	FY25
Sugar Production (Lakh Qtls)	15.73	21.11	30.87	34.69
Sugar Sales (Lakh Qtls)	6.35	8.60	36.80	32.85
Sugar Realisation (Rs. per Qtls)	4263	4086	4143	3984
Sugar Inventory (Lakh Qtls)	19.44	25.37	19.44	25.37

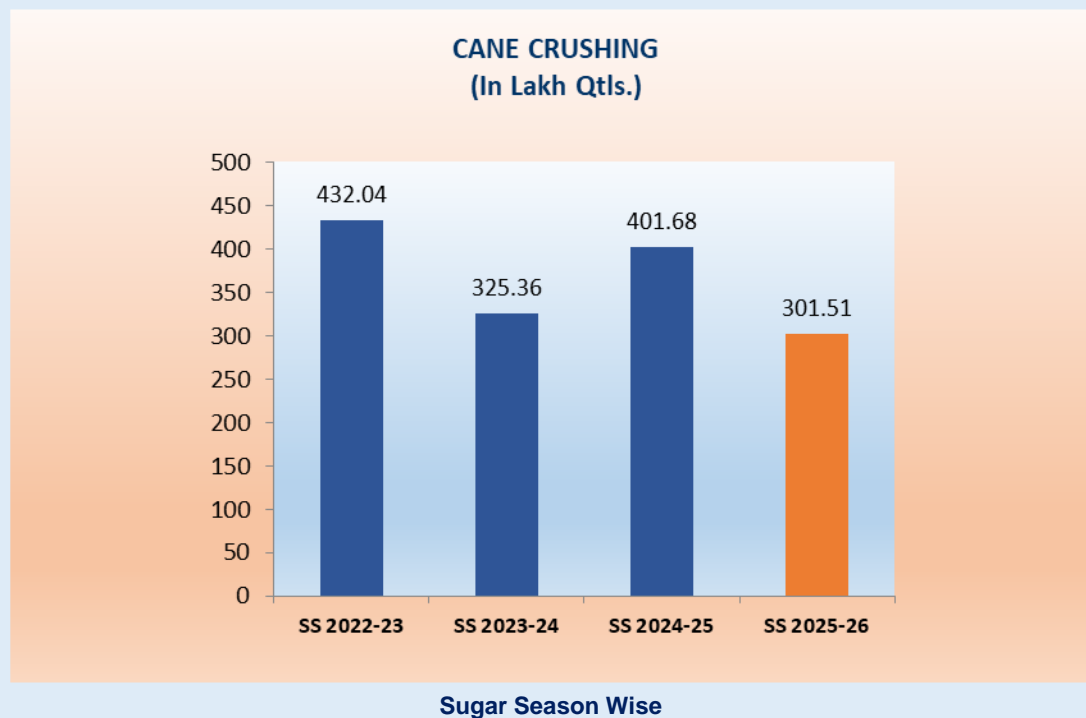
## Power Division

Particulars	Q4 FY26	Q4 FY25	FY26	FY25
Power Export (KWH in Lakhs)	467	622	1006	1046

## Ethanol Division and others

Particulars	Q4 FY26	Q4 FY25	FY26	FY25
Distillery Production (BL in Lakhs)	281	273	877	666
Distillery Sale (BL in Lakhs)	249	252	847	675
Distillery Realisation (Rs. per Ltr)	56	57	56	56

## Cane Crushing data



**Note :**

*During the Sugar Season 2025-26, the Company's cane crushing was impacted due to unfavorable weather conditions, which led to a significant decline in sugarcane yield and consequently reduced cane availability, resulting in lower crushing during the season.*

## PRODUCT RANGE IN BRANDED/SPECIALITY DIVISION



Uttam Sugars maintains a customer-centric approach, consistently aligning product offerings with market demands. Our product portfolio is meticulously designed to meet and exceed customer expectations. We have strategically diversified our product range to cater to both B2B and B2C markets. Our supply chain extends to diverse sectors, including food and pharmaceutical companies, bakeries, and distilleries. Over the past six years, we have achieved a threefold increase in sales within the pharmaceutical sugar segment and a tenfold increase in invert sugar sales.

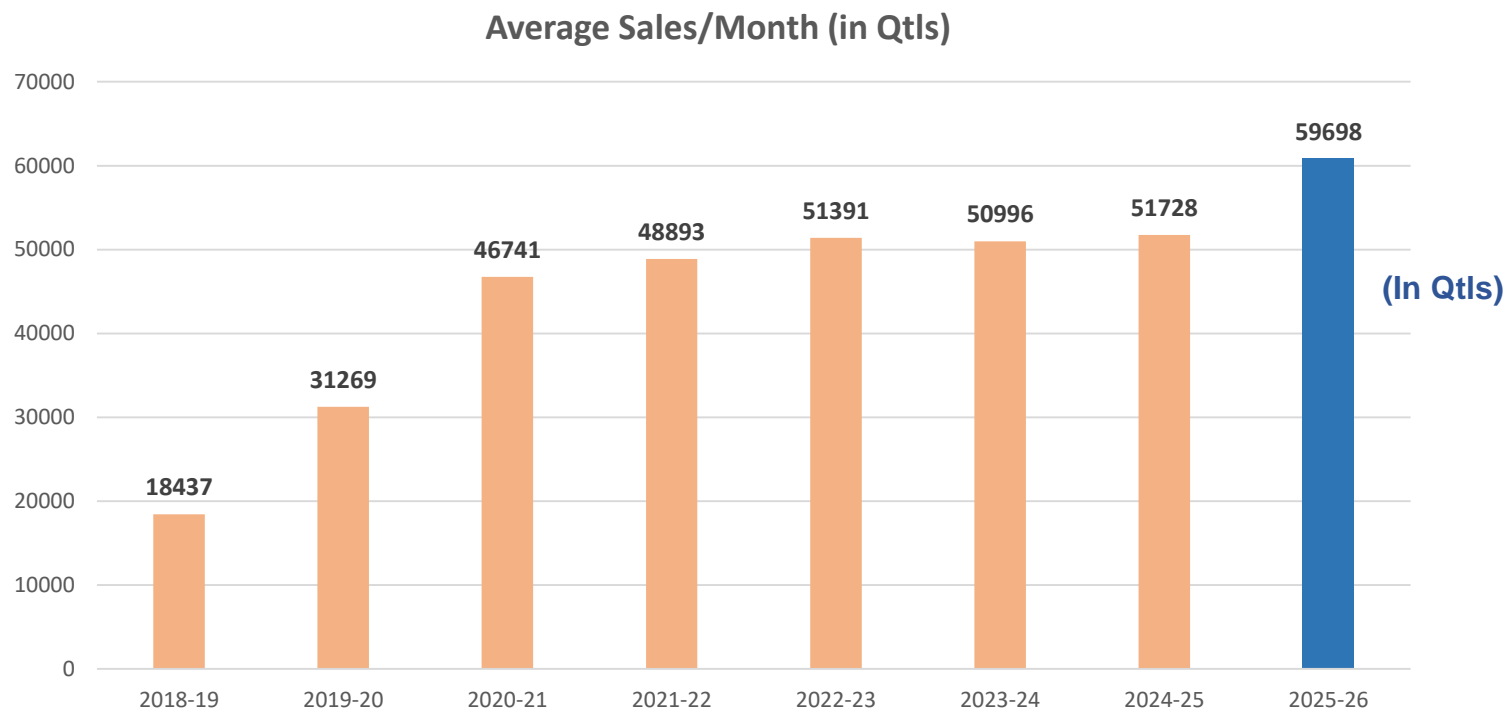
In the B2C segment, we have introduced a range of products, including brown sugar, superfine sugar, icing sugar, and bura sugar, among others. We have tripled our sales in branded specialty products over the last six years. Recognizing evolving consumer preferences, we have established a presence on leading Indian e-commerce platforms such as BlinkIt, Zepto, and Amazon. We are honored to be associated with India's premier hotel and cafe chains and remain committed to delivering nature's sweetness to our valued customers.

### Range of Sugar Products

- Sulphurfree Refined Sugar
- Pharma Sugar
- Liquid/Invert Sugar
- Natural Brown Sugar
- Bura
- Superfine Sugar
- Icing Sugar
- Demerara
- Sachet (White & Brown)
- Cubes (White & Brown)
- Candy



# PERFORMANCE OF BRANDED/SPECIALITY DIVISION

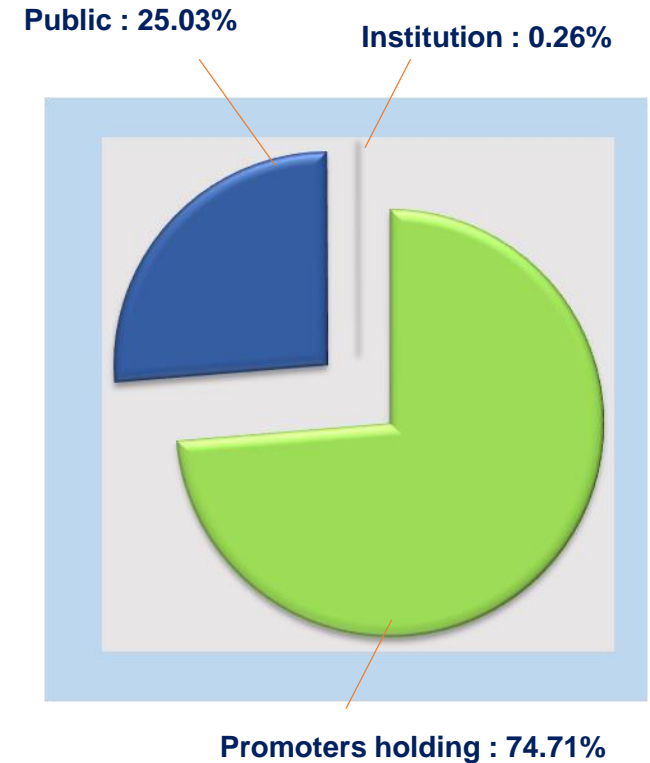


**\*Average Sales/Per Month**

## **OTHER DETAILS**

## SHAREHOLDING DETAILS

Shareholding/Shares Information	
Total Issued Capital (No.)	3,81,38,120
Promoter Holding (%)	74.71%
Public Holding (%)	25.29%
NSE Script	UTTAMSUGAR
BSE Script	532729





Uttam Sugar Mills Ltd.

***THANK YOU***

---

***Corp office:*** A-2E, 3rd Floor, C.M.A. Tower, Sector – 24, Noida – 201 301 (U.P.)

Tel. : 0120 –4525000, E-mail: [uttam.secretarial@uttamsugar.com](mailto:uttam.secretarial@uttamsugar.com)

---