

Date: May 22, 2026

- 1. The Manager- Listing**
National Stock Exchange of India Limited
(Scrip Symbol: NAUKRI)
- 2. The Manager- Listing**
BSE Limited
(Scrip Code: 532777)

Dear Sir/Madam,

Subject: Outcome of the Board Meeting – May 22, 2026

Pursuant to the requirements of Regulation 30 and 33 read with Schedule III of the Securities and Exchange Board of India (Listing Obligations and Disclosure Requirements) Regulations, 2015 ('Listing Regulations'), we wish to inform you that the Board of Directors of the Company at their meeting held today i.e. on Friday, May 22, 2026, have, inter alia, considered and approved the following item(s) of business(es):

(i) The Audited Standalone & Consolidated Financial Results & Financial Statements for the Quarter and Year ended March 31, 2026

The Board has approved and taken on record the Audited Standalone and Consolidated Financial Results & Financial Statements for the quarter and year ended March 31, 2026.

A copy of the said Audited Financial Results (Standalone and Consolidated) of the Company for the quarter and year ended March 31, 2026, along with the Statement of Assets & Liabilities and Auditors' Report thereon is enclosed herewith as Annexure-I.

We would further like to state that the statutory auditors of the Company have issued the audit report with unmodified opinion on the Financial Results. Accordingly, the declaration pursuant to Regulation 33(3) of the Listing Regulations with regard to unmodified opinion by the statutory auditors is enclosed herewith as Annexure-II.

Press Release dated May 22, 2026 on the Audited Standalone & Consolidated Financial Results of the Company for the quarter and year ended March 31, 2026 is enclosed herewith as Annexure-III.

Further, Earnings Update/Investor Presentation is enclosed herewith as Annexure-IV, and is also being made available on the website of the Company at:

https://www.infoedge.in/InvestorRelations/corporate_Presentations.

(ii) Annual General Meeting & Recommendation of Final Dividend for FY26

The Board has approved date of the 31st Annual General Meeting as Tuesday, August 25, 2026 to be held through Video Conferencing/Other Audio-Visual Means, in accordance with the circulars issued by the Ministry of Corporate Affairs and Securities and Exchange Board of India. The Board has also recommended a Final Dividend of Rs. 3.60/- per equity share (on face value of Rs. 2/- per equity share) for the financial year ended March 31, 2026, subject to declaration of the same by the members at the 31st Annual General Meeting of the Company.



INFO EDGE (INDIA) LIMITED

Corporate Office: B-8, Sector - 132, Noida - 201304, Tel.: 0120 - 3082000, Fax: 0120-3082095

Email: investors@naukri.com **URL:** <http://www.infoedge.in> **CIN:** L74899DL1995PLC068021

Regd. Office: Ground Floor, 12A, 94, Meghdoot, Nehru Place, New Delhi-110019

infoedge

The Company has fixed Friday, July 24, 2026 as the Record Date for determining the entitlement of Members for the proposed Final Dividend. The dividend if approved, by the Members at the Annual General Meeting, would be paid, subject to deduction of tax at source on or after September 2, 2026.

The exchanges are also informed that the Board Meeting commenced at 10:00 a.m. and the aforesaid items have been considered and approved by the Board at 12:55 p.m. The same are hereby furnished to the Stock Exchanges, while the meeting continues for considering remaining agenda items at the time of this intimation and is expected to end around 04:00 p.m.

This intimation is also being uploaded on Company's website and can be accessed at www.infoedge.in.

We request you to kindly take the above on record.

Thanking You,

Yours faithfully,

For **Info Edge (India) Limited**

Jaya Bhatia
Company Secretary & Compliance Officer

S.R. BATLIBOI & ASSOCIATES LLP

Chartered Accountants

Independent Auditor's Report on the Quarterly and Year to Date Audited Standalone Financial Results of the Company Pursuant to the Regulation 33 of the SEBI (Listing Obligations and Disclosure Requirements) Regulations, 2015, as amended

To
The Board of Directors of
Info Edge (India) Limited

Report on the audit of the Standalone Financial Results**Opinion**

We have audited the accompanying statement of quarterly and year to date Standalone financial results of Info Edge (India) Limited (the "Company") for the quarter ended March 31, 2026 and for the year ended March 31, 2026 ("Statement"), attached herewith, being submitted by the Company pursuant to the requirement of Regulation 33 of the SEBI (Listing Obligations and Disclosure Requirements) Regulations, 2015, as amended (the "Listing Regulations").

In our opinion and to the best of our information and according to the explanations given to us, the Statement:

- i. is presented in accordance with the requirements of the Listing Regulations in this regard; and
- ii. gives a true and fair view in conformity with the applicable accounting standards and other accounting principles generally accepted in India, of the net profit and other comprehensive loss and other financial information of the Company for the quarter ended March 31, 2026 and of the net profit and other comprehensive income and other financial information of the Company for the year ended March 31, 2026.

Basis for Opinion

We conducted our audit in accordance with the Standards on Auditing (SAs) specified under section 143(10) of the Companies Act, 2013, as amended ("the Act"). Our responsibilities under those Standards are further described in the "Auditor's Responsibilities for the Audit of the Standalone Financial Results" section of our report. We are independent of the Company in accordance with the Code of Ethics issued by the Institute of Chartered Accountants of India together with the ethical requirements that are relevant to our audit of the financial statements under the provisions of the Act and the Rules thereunder, and we have fulfilled our other ethical responsibilities in accordance with these requirements and the Code of Ethics. We believe that the audit evidence obtained by us is sufficient and appropriate to provide a basis for our opinion.

Management's Responsibilities for the Standalone Financial Results

The Statement has been prepared on the basis of the standalone IND AS annual financial statements. The Board of Directors of the Company are responsible for the preparation and presentation of the Statement that gives a true and fair view of the net profit and other comprehensive income of the Company and other financial information in accordance with the applicable accounting standards prescribed under Section 133 of the Act read with relevant rules issued thereunder and other accounting principles generally accepted in India and in compliance with Regulation 33 of the Listing Regulations. This responsibility also includes maintenance of adequate accounting records in accordance with the provisions of the Act for safeguarding of the assets of the Company and for preventing and detecting frauds and other irregularities; selection and application of appropriate accounting policies; making judgments and estimates that are reasonable and prudent; and the design, implementation and maintenance of adequate internal financial controls, that were operating effectively for ensuring the accuracy and completeness of the accounting records, relevant to the preparation and presentation of the Statement that give a true and fair view and are free from material misstatement, whether due to fraud or error.



S.R. BATLIBOI & ASSOCIATES LLP

Chartered Accountants

In preparing the Statement, the Board of Directors are responsible for assessing the Company's ability to continue as a going concern, disclosing, as applicable, matters related to going concern and using the going concern basis of accounting unless the Board of Directors either intends to liquidate the Company or to cease operations, or has no realistic alternative but to do so.

The Board of Directors are also responsible for overseeing the Company's financial reporting process.

Auditor's Responsibilities for the Audit of the Standalone Financial Results

Our objectives are to obtain reasonable assurance about whether the Statement as a whole is free from material misstatement, whether due to fraud or error, and to issue an auditor's report that includes our opinion. Reasonable assurance is a high level of assurance but is not a guarantee that an audit conducted in accordance with SAs will always detect a material misstatement when it exists. Misstatements can arise from fraud or error and are considered material if, individually or in the aggregate, they could reasonably be expected to influence the economic decisions of users taken on the basis of the Statement.

As part of an audit in accordance with SAs, we exercise professional judgment and maintain professional skepticism throughout the audit. We also:

- Identify and assess the risks of material misstatement of the Statement, whether due to fraud or error, design and perform audit procedures responsive to those risks, and obtain audit evidence that is sufficient and appropriate to provide a basis for our opinion. The risk of not detecting a material misstatement resulting from fraud is higher than for one resulting from error, as fraud may involve collusion, forgery, intentional omissions, misrepresentations, or the override of internal control.
- Obtain an understanding of internal control relevant to the audit in order to design audit procedures that are appropriate in the circumstances. Under Section 143(3)(i) of the Act, we are also responsible for expressing our opinion on whether the company has adequate internal financial controls with reference to financial statements in place and the operating effectiveness of such controls.
- Evaluate the appropriateness of accounting policies used and the reasonableness of accounting estimates and related disclosures made by the Board of Directors.
- Conclude on the appropriateness of the Board of Directors' use of the going concern basis of accounting and, based on the audit evidence obtained, whether a material uncertainty exists related to events or conditions that may cast significant doubt on the Company's ability to continue as a going concern. If we conclude that a material uncertainty exists, we are required to draw attention in our auditor's report to the related disclosures in the financial results or, if such disclosures are inadequate, to modify our opinion. Our conclusions are based on the audit evidence obtained up to the date of our auditor's report. However, future events or conditions may cause the Company to cease to continue as a going concern.
- Evaluate the overall presentation, structure and content of the Statement, including the disclosures, and whether the Statement represents the underlying transactions and events in a manner that achieves fair presentation.

We communicate with those charged with governance regarding, among other matters, the planned scope and timing of the audit and significant audit findings, including any significant deficiencies in internal control that we identify during our audit.

We also provide those charged with governance with a statement that we have complied with relevant ethical requirements regarding independence, and to communicate with them all relationships and other matters that may reasonably be thought to bear on our independence, and where applicable, related safeguards.



S.R. BATLIBOI & ASSOCIATES LLP

Chartered Accountants

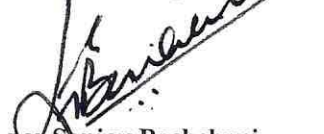
Other Matter

The Statement includes the results for the quarter ended March 31, 2026 being the balancing figure between the audited figures in respect of the full financial year ended March 31, 2026 and the published unaudited year-to-date figures up to the third quarter of the current financial year, which were subjected to a limited review by us, as required under the Listing Regulations.

For S.R. BATLIBOI & ASSOCIATES LLP

Chartered Accountants

ICAI Firm Registration Number: 101049W/E300004



per **Sanjay Bachchani**

Partner

Membership No.: 400419

UDIN: 26400419TXQVTJ5037


Place: Noida

Date: May 22, 2026



Info Edge (India) Limited					
Regd. Office : Ground Floor, GF-12A, 94, Meghdoot Building, Nehru Place, New Delhi - 110019					
CIN : L74899DL1995PLC068021 , Tel no. : 0120-3082000 , Fax : 0120-3082095 , URL : www.infoedge.in , Email : investors@naukri.com					
STATEMENT OF STANDALONE AUDITED FINANCIAL RESULTS FOR THE QUARTER AND YEAR ENDED MARCH 31, 2026					
PART I				Amount in ₹(Mn)	
Particulars	3 months ended 31/03/2026	Preceding 3 months ended 31/12/2025	Corresponding 3 months ended in the previous year 31/03/2025	Year ended 31/03/2026	Year ended 31/03/2025
	(Audited) (refer note 14)	(Unaudited)	(Audited) (refer note 14)	(Audited)	(Audited)
1. Income					
Revenue from operations	8,050.96	7,645.53	6,870.92	30,520.29	26,536.13
Other income	762.64	811.07	783.67	3,353.90	3,137.75
Total Income	8,813.60	8,456.60	7,654.59	33,874.19	29,673.88
2. Expenses					
a) Employee benefits expense	2,334.31	2,983.58	2,923.10	11,856.17	10,814.76
b) Finance costs	51.48	52.27	51.01	207.42	190.77
c) Network, internet and other direct charges	187.86	152.97	147.61	651.53	531.61
d) Advertising and promotion cost	990.17	805.33	846.28	3,807.60	3,124.52
e) Depreciation and amortisation expense	218.64	220.20	223.59	891.20	801.45
f) Other expenses	441.85	457.99	364.45	1,729.22	1,339.73
Total expenses	4,824.33	4,672.34	4,556.04	19,143.14	16,802.84
3. Profit before exceptional items and tax for the period/year (1-2)	3,989.27	3,784.26	3,098.55	14,731.05	12,871.04
4. Exceptional items - gain/(loss) (Refer Note no. 4)	161.53	(487.59)	76.44	51,675.06	564.07
5. Profit before tax for the period/year (3+4)	4,150.80	3,296.67	3,174.99	66,406.11	13,435.11
6. Tax expense					
(a) Current Tax	983.50	873.46	608.66	3,595.93	2,770.01
(b) Deferred tax Charge/(Credit) (refer note no. 10)	75.96	(41.36)	15.68	7,453.10	334.13
(c) Deferred tax Charge (relating to unrealised gain on exceptional item in earlier year) (refer note no. 5)	-	-	-	-	2,596.77
7. Net Profit for the period/year (5-6)	3,091.34	2,464.57	2,550.65	55,357.08	7,734.20
8. Other comprehensive (loss)/ income (OCI), net of income tax					
Items that will not be reclassified to profit or loss-					
(a) Remeasurement loss of post employment benefit obligation	(31.90)	(8.34)	(12.61)	(96.44)	(45.01)
(b) (Loss)/Gain on financial assets measured at Fair value through OCI (refer note no. 8)	(69,862.63)	(53,021.53)	(90,756.62)	23,388.35	24,262.04
(c) Income tax relating to above					
(i) Current Tax	8.03	2.10	3.18	24.27	11.33
(ii) Deferred tax Credit/(Charge) (relating to unrealised gain in current period)	10,052.40	7,592.50	13,069.28	(3,245.14)	(3,314.30)
(iii) Deferred tax (Charge) (relating to unrealised gain in earlier year) (refer note no. 5)	-	-	-	-	(3,625.23)
Total other comprehensive (loss)/income, net of income tax (a+b+c)	(59,834.10)	(45,435.27)	(77,696.77)	20,071.04	17,288.83
9. Total comprehensive (loss)/income for the period/year (7+8)	(56,742.76)	(42,970.70)	(75,146.12)	75,428.12	25,023.03
10. Paid-up equity share capital*	1,296.84	1,296.84	1,295.84	1,296.84	1,295.84
11. Other Equity				346,177.51	275,718.80
12. Earnings per share (FV of ₹ 2* each) (Adjusted, not annualised for quarters)					
Basic - Net profit for the period/year (after exceptional items)	4.77	3.81	3.94	85.49	11.96
Basic - Net profit for the period/year [before exceptional items (net of tax & Deferred tax)]	4.59	4.37	3.82	17.04	15.42
Diluted - Net profit for the period/year (after exceptional items)	4.77	3.80	3.93	85.37	11.92
Diluted - Net profit for the period/year [before exceptional items (net of tax & Deferred tax)]	4.58	4.36	3.81	17.02	15.37

* refer note 11



Part II. Reporting of Segment wise Revenue, Results and Assets & Liabilities					
Amount in ₹(Mn)					
	3 months ended 31/03/2026	Preceding 3 months ended 31/12/2025	Corresponding 3 months ended in the previous year 31/03/2025	Year ended 31/03/2026	Year ended 31/03/2025
	(Audited) (refer note 14)	(Unaudited)	(Audited) (refer note 14)	(Audited)	(Audited)
A - Segment Revenue:					
Recruitment Solutions	5,812.77	5,749.33	5,112.44	22,559.44	19,826.18
99acres for real estate	1,436.95	1,185.78	1,058.00	4,880.58	4,107.93
Others	801.24	710.42	700.48	3,080.27	2,602.02
Total Net Sales/Revenue from Operations	8,050.96	7,645.53	6,870.92	30,520.29	26,536.13
B - Segment Results [Profit/(loss)] before tax:					
Recruitment Solutions	3,400.33	3,410.86	2,783.90	12,771.84	11,164.01
99acres for real estate	34.20	(204.61)	(148.63)	(591.59)	(475.25)
Others	22.87	(22.88)	(27.98)	87.57	(123.38)
Total	3,457.40	3,183.37	2,607.29	12,267.82	10,565.38
Exceptional Item (Allocable) - Gain/(Loss)					
Recruitment Solutions	94.80	(274.06)	-	(179.26)	-
99acres for real estate	35.70	(127.98)	-	(92.78)	-
Others	29.42	(76.91)	-	(47.49)	-
Total	159.92	(478.95)	-	(319.03)	-
Less: Unallocable Expenses	(230.77)	(210.18)	(292.41)	(890.67)	(832.09)
Add : Unallocated Income [Other Income]	762.64	811.07	783.67	3,353.90	3,137.75
Add: Exceptional Items- gain/(loss) - net	1.61	(8.64)	76.44	51,994.09	564.07
Profit before Tax	4,150.80	3,296.67	3,174.99	66,406.11	13,435.11
C - Segment Assets					
Recruitment Solutions	2,659.27	2,460.92	2,434.14	2,659.27	2,434.14
99acres for real estate	1,071.48	916.63	1,134.31	1,071.48	1,134.31
Others	557.55	533.50	652.56	557.55	652.56
Unallocated	409,199.64	474,883.10	325,774.02	409,199.64	325,774.02
Total	413,487.94	478,794.15	329,995.03	413,487.94	329,995.03
D - Segment Liabilities					
Recruitment Solutions	15,340.55	12,783.15	13,588.44	15,340.55	13,588.44
99acres for real estate	3,489.05	3,318.43	3,133.90	3,489.05	3,133.90
Others	1,556.98	1,503.55	1,470.69	1,556.98	1,470.69
Unallocated	45,628.37	55,502.59	34,788.86	45,628.37	34,788.86
Total	66,014.95	73,107.72	52,981.89	66,014.95	52,981.89

Business segments : The Company is primarily engaged in the business of internet based service delivery operating in four service verticals through various web portals in respective verticals namely recruitment solutions comprising primarily naukri.com, other recruitment related portals and ancillary services related to recruitment, 99acres.com for real estate related services, Jeevansathi.com for matrimony related services and Shiksha.com for education related services. The Managing Director & Chief Executive Officer of the Company examines the Company's performance both from a business & geographical perspective and has identified as reportable segment of its business which are "Recruitment Solutions" and "99acres"; the "Other segments" comprises primarily Jeevansathi & Shiksha verticals are not considered as reportable operating segment since they individually do not meet qualifying criteria for the reportable segment as per Ind AS 108.



Part III :

Statement of Standalone Assets and Liabilities		
	As at March 31, 2026 (₹Mn) (Audited)	As at March 31, 2025 (₹Mn) (Audited)
ASSETS		
NON-CURRENT ASSETS		
Property, plant and equipment	1,059.96	945.18
Capital work in progress	175.27	26.25
Right of use asset	2,320.26	2,418.37
Other intangible assets	32.70	69.39
Intangible assets under development	-	2.22
Financial Assets		
(i) Investments	357,345.04	276,139.34
(ii) Other financial assets	5,893.32	7,018.35
Non-current tax assets (net)	2,427.33	2,882.76
Other non-current assets	53.40	24.70
Total Non-Current Assets	369,307.28	289,526.56
CURRENT ASSETS		
Financial assets		
(i) Investments	12,598.09	11,483.70
(ii) Trade receivables	107.84	130.94
(iii) Cash and cash equivalents	1,249.08	1,043.03
(iv) Bank balances other than (iii) above	69.94	1.53
(v) Other financial assets	29,429.57	27,161.03
Other current assets	726.14	649.24
Total current assets	44,180.66	40,468.47
TOTAL ASSETS	413,487.94	329,995.03
EQUITY AND LIABILITIES		
EQUITY		
Equity share capital	1,295.48	1,294.34
Other Equity	346,177.51	275,718.80
Total Equity	347,472.99	277,013.14
LIABILITIES		
NON-CURRENT LIABILITIES		
Financial liabilities		
(i) Borrowings	0.89	4.28
(ii) Lease liabilities	2,084.07	2,129.25
(iii) Trade payables	-	-
- total outstanding dues of micro enterprises and small enterprises	-	-
- total outstanding dues of creditors other than micro enterprises and small enterprises	-	-
Deferred tax liabilities (net)	44,888.39	34,190.15
Other non-current liabilities	19.50	36.78
Total non-current liabilities	46,992.85	36,360.46
CURRENT LIABILITIES		
Financial liabilities		
(i) Borrowings	3.39	8.38
(ii) Lease liabilities	333.79	265.71
(iii) Trade payables	-	-
- total outstanding dues of micro enterprises and small enterprises	6.63	-
- total outstanding dues of creditors other than micro enterprises and small enterprises	990.76	629.70
(iv) Other financial liabilities	50.88	21.83
Other current liabilities	15,919.69	14,392.94
Provisions	1,716.96	1,302.87
Total current liabilities	19,022.10	16,621.43
Total Liabilities	66,014.95	52,981.89
TOTAL EQUITY AND LIABILITIES	413,487.94	329,995.03

220



Statement of standalone Cash Flow

	Year ended March 31, 2026 (₹Mn) (Audited)	Year ended March 31, 2025 (₹Mn) (Audited)
Cash flow from operating activities:		
Profit before exceptional items and tax	14,731.05	12,871.04
Adjustments for:		
Depreciation and amortisation expense	891.20	801.45
Interest on borrowings	0.68	1.61
Interest on Lease liabilities	206.74	189.16
Interest income from financial assets measured at amortised cost		
- on fixed deposits	(2,393.70)	(2,479.05)
- on other financial assets	(1.21)	(13.08)
Net gain on disposal of property, plant & equipment	(3.38)	(0.63)
Gain on disposal of Right to use asset	-	(1.32)
Interest income on income tax refund	(109.72)	-
Miscellaneous income	(14.10)	(10.72)
Net gain on financial assets mandatorily measured at FVTPL*	(799.40)	(602.30)
Unwinding of discount on security deposits	(13.71)	(12.30)
Interest income on deposits with banks made by ESOP Trust	(18.68)	(19.67)
Bad debts/(reversal) of impairment loss on Trade Receivables (net)	18.55	(8.25)
Share based payments to employees	458.78	323.18
Operating profit before working capital changes	12,953.10	11,039.12
Adjustments for changes in working capital :		
- Decrease/(Increase) in Trade receivables	4.55	(51.87)
- Decrease in Other Non Current Financial Assets	23.12	2.23
- Decrease/(Increase) in Other Current Financial Assets	0.16	(15.33)
- (Increase)/Decrease in Other Non- Current asset	(8.78)	1.90
- (Increase) in Other Current asset	(77.90)	(115.17)
- Increase/(Decrease) in Trade payables	367.69	(105.57)
- (Decrease)/Increase in current provisions	(8.41)	152.65
- (Decrease)/Increase in Other Non current liabilities	(17.28)	10.62
- Increase in Other current liabilities	1,456.81	2,257.56
Cash generated from operations	14,693.06	13,176.14
- Income Taxes Paid (net)	(3,006.51)	(3,331.56)
Net cash flow from operating activities-(A)	11,686.55	9,844.58
Cash flow from Investing activities:		
Purchase of property, plant and equipment/Intangible Assets	(573.97)	(796.01)
Capital work in progress/Intangible asset under development (including creditors for capital goods)	(146.22)	(8.24)
Investment in fixed deposits (net)	(1,146.27)	(2,262.39)
Amount paid for Investment in controlled trust & subsidiaries	(5,815.00)	(2,412.26)
Payment for purchase of current investments	(19,784.99)	(19,439.00)
Proceeds from sale of current investments	19,470.00	15,825.00
Proceeds from sale of property, plant and equipment	13.46	3.24
Interest received	2,417.96	2,377.61
Net cash (used) in investing activities-(B)	(5,565.03)	(6,712.05)
Cash flow from financing activities:		
Proceeds from allotment of shares	1.14	3.07
Repayment of borrowings	(8.38)	(12.56)
Interest paid on borrowings	(0.73)	(1.68)
Repayment of principal portion of Lease liabilities	(261.84)	(237.51)
Interest on Lease liabilities	(206.74)	(189.16)
Dividend paid to company's shareholders	(5,438.92)	(3,102.08)
Net cash (used) in financing activities-(C)	(5,915.47)	(3,539.92)
Net Increase/(Decrease) in cash & cash equivalents-(A)+(B)+(C)	206.05	(407.39)
Opening balance of cash and cash equivalents	1,043.03	1,450.42
Closing balance of cash and cash equivalents	1,249.08	1,043.03
Cash and cash equivalents comprise		
Cash on hand	1.12	14.76
Balance with banks		
-In current accounts	1,247.96	1,028.27
Total cash and cash equivalents	1,249.08	1,043.03

*FVTPL=Fair value through profit or loss


Notes:-

1. This statement has been reviewed by the Audit Committee and approved by the Board of Directors in their respective meetings held on May 22, 2026.

2. This statement has been prepared in accordance with the recognition and measurement principles laid down in applicable Indian Accounting Standards prescribed under Section 133 of the Companies Act, 2013, as amended, read with rule 3 of the Companies (Indian Accounting Standards) Rules 2015 (as amended) and presented in accordance with the requirements of Regulation 33 of the SEBI (Listing Obligations and Disclosure Requirements) Regulations, 2015, ("Listing Regulations").

3. The Board of Directors in its meeting held on May 27, 2025 had recommended a final dividend of ₹ 3.60 per equity share having face value of ₹ 2 each (post split) [₹18.00 per equity share having face value of ₹ 10 each (pre split)] which was paid on September 02, 2025 post approval from shareholders. The Board of Directors in its meeting held on November 12, 2025 declared an Interim Dividend of ₹ 2.40 per equity share which was paid on December 05, 2025. The Board of Directors in its meeting held on February 13, 2026 declared 2nd Interim Dividend of ₹ 2.40 per equity share which was paid on March 09, 2026.

The Board of Directors in its meeting held on May 22, 2026 has recommended a final dividend of ₹ 3.60 per equity share having face value of ₹ 2 each subject to approval of shareholders in the ensuing Annual General Meeting.



4. Exceptional items- gain/(loss) includes :

	3 months ended 31/03/2026	Preceding 3 months ended 31/12/2025	Corresponding 3 months ended in the previous year 31/03/2025	Year ended 31/03/2026	Year ended 31/03/2025
Provision for diminution in carrying value of non-current investments	-	-	76.44	-	(873.27)
Statutory impact of new labour codes***	161.53	(487.59)	-	(326.06)	-
Gain on Fair valuation of non-current Investment	-	-	-	52,001.12**	1,437.34*
Total	161.53	(487.59)	76.44	51,675.06	564.07

* On account of declassification of Investment in Joint venture to Investment in Financial instruments upon loss of control.
** refer note 10

*** On November 21, 2025, the Government of India notified the four "Labour Codes"- namely, the Code on Wages, 2019, the Industrial Relations Code, 2020, the Code on Social Security, 2020, and the Occupational Safety, Health and Working Conditions Code, 2020-consolidating 29 existing labour laws. These codes, amongst other changes, introduce a uniform definition of wages and enhanced provisions relating to Leave and gratuity benefits.

For the quarter ended March 31, 2026, based on the best available information, read with Central Government rules notified as at May 08, 2026, the Company has reassessed and remeasured the statutory impact of the new Labour Codes on its gratuity and leave encashment obligations. Pursuant to this remeasurement, the Company has recognised a reversal impact of ₹ 142.72 million and ₹ 18.81 million in respect of gratuity and leave encashment, respectively, for the quarter ended March 31, 2026. This has resulted in an overall impact of ₹ 262.36 million and ₹ 63.70 million for the year ended March 31, 2026. Given the materiality and non-recurring nature of this adjustment and in line with Guidance note issued by The Institute of Chartered Accountant of India, the impact has been disclosed under exceptional items.

The company will continue to monitor ongoing developments and reassess the impact, if any, on the measurement of employee benefit liabilities.

5. During the Financial year ended March 31, 2022, consequent to transfer of specified investment in Joint Venture and classification as financial investments, the Company had recorded unrealized mark to market gain of ₹ 89,411.94 Mn as exceptional item in Standalone financial results along with then applicable deferred tax charge. Subsequent to such transfer mark to market gain/ losses between fair value on reporting date and cost of conversion are being recorded through Other Comprehensive Income along with applicable deferred tax charge which ₹ 149,933.23 Mn as at March 31, 2025.

During the year ended March 31, 2025, due to change in Finance Act 2024, the effective tax rate has been revised from 11.44% to 14.30% on long term capital gain. Therefore, the incremental deferred tax charge on account of such increase in tax rates amounting to ₹ 2,596.77 Mn and ₹ 3,625.23 Mn has accordingly been accounted for in Profit and Loss and Other Comprehensive Income respectively in Financial results in accordance with applicable Ind AS.

6. During the year ended March 31, 2021, the Company had issued 6,067,961 nos. equity shares of ₹10/- each fully paid up at ₹ 3,090/- per share (including securities premium of ₹ 3,080/- per share) to qualified institutional buyers on August 08, 2020 pursuant to Qualified Institutional Placement (QIP) document, dated August 07, 2020, as per provisions of section 42 of Companies Act, 2013 read with rule 14 of the Companies (Prospectus and Allotment of Securities) Rules 2014, and Chapter VIII of the Securities and Exchange Board of India (Issue of Capital and Disclosure Requirements) Regulations, 2009 which have been listed in the respective Stock Exchanges on August 10, 2020.

Expenses incurred in relation to QIP paid/provided for amounting to ₹ 459.68 Mn has been adjusted from Securities Premium Account and the utilisation out of such net amount of ₹ 18,290.32 Mn till March 31, 2025 is given below. The balance amount of QIP proceeds remains invested in Mutual funds (debt) & Term Deposits with banks.

Utilisation of funds upto March 31, 2026 :	Amount in ₹Mn
Utilised upto March 31, 2026	8,216.43
Balance Unutilised funds as on March 31, 2026	10,073.89

7. During the year ended March 31, 2026, the Company has issued 500,000 nos. equity shares each fully paid up of ₹ 2/- per share (March 31, 2025; 2,00,000 nos. equity shares each fully paid up ₹10/- per share) to Info Edge Employees Stock Option Plan (ESOP) Trust, which have been duly listed in the respective Stock Exchanges, ranking pari passu with the existing equity shares of the Company.

8. Details of (loss)/gain on Fair valuation of Investment routed through OCI are as follows :-

Particulars	3 months ended 31/03/2026	Preceding 3 months ended 31/12/2025	Corresponding 3 months ended in the previous year 31/03/2025	Year ended 31/03/2026	Year ended 31/03/2025
-Eternal Limited (formerly known as Zomato Limited)	(58,503.83)	(56,807.37)	(91,393.56)	32,830.00	23,176.93
-PB Fintech Limited (refer note 10)	(11,913.33)	3,712.96	-	(10,277.46)	-
-Other financial investments	554.52	72.88	636.94	835.81	1,085.11
Total	(69,862.63)	(53,021.53)	(90,756.62)	23,388.35	24,262.04

9. The Board of Directors in their meeting held on August 09, 2024 approved the Scheme of Amalgamation between Info Edge (India) Limited ("Transferee Company") and Axilly Labs Private Limited ("Transferor Company 1"), Diphda Internet Services Limited ("Transferor Company 2") & Zwayam Digital Private Limited ("Transferor Company 3"), the wholly owned subsidiaries of the Transferee Company, and their respective shareholders and creditors. Subsequently, the board of directors on the meeting held on February 05, 2025 modified the earlier approved merger scheme and approved the inclusion of Allcheckdeals India Private Limited ("Transferor Company 4") being wholly owned subsidiary of the Transferee Company in the merger scheme. The joint first motion application was filed before the Hon'ble National Company Law Tribunal, New Delhi on July 15, 2025.

Subsequent to the balance sheet date, the Hon'ble NCLT, by its order dated April 07, 2026, has dispensed with the requirement of convening meetings of the shareholders, debenture holders (as applicable), and secured and unsecured creditors of the Transferor Companies, while directing the convening of meetings of the equity shareholders and secured and unsecured creditors of the Transferee Company. The Company has filed an appeal before the Hon'ble National Company Law Appellate Tribunal ("NCLAT") against the aforesaid Order passed by the Hon'ble NCLT.

10. During the quarter ended September 30, 2025, National Company Law Tribunal (NCLT) through its order dated August 29, 2025 (Approval Date) approved the scheme of amalgamation between a joint venture of the Company, Makessense Technologies Limited ("Makessense") and PB Fintech Limited. Effective Approval date, Makessense ceased to be a Joint venture of the Company and the shares issued by PB Fintech Limited as consideration of the merger, have been classified as financial investment to be fair valued at each reporting date in accordance with Ind AS109.

Accordingly, unrealised mark to market gain of ₹ 52,001.12 million along with corresponding deferred tax charge of ₹ 7,436.16 million, as on the Approval Date has been credited to Statement Profit & loss and has been disclosed under exceptional gain and deferred tax charge respectively. Further, unrealised mark to market loss of ₹ 10,277.46 million with a corresponding deferred tax credit of ₹ 1,469.68 million from the Approval date till period ended March 31, 2026, has been taken to Other Comprehensive Income in accordance with one time irrevocable option available under Ind AS 109.

11. During the year ended March 31, 2025, The Board of Directors of the Company at their meeting held on February 05, 2025, have approved the sub-division/ split of each equity share of face value of ₹ 10/- (Rupees Ten only) each, fully paid-up, into 5 (five) equity shares having face value of ₹ 2/- (Rupees two only) each, fully paid-up. On April 14, 2025, the approval of the shareholders of the Company was obtained through postal ballot process with a requisite majority. The record date for the said sub-division/ split was fixed as May 07, 2025. In accordance with the requirements of Ind AS 33, Earnings per Share, the number of equity shares and potentially dilutive equity shares have been adjusted retrospectively for all periods presented in the financial results. Accordingly, the effect of the share split has been considered in the computation of basic and diluted Earnings Per Share (EPS), and the comparative figures for the prior periods have been restated to reflect the impact of the sub-division.

12. During the earlier quarter, the Company had received a whistle-blower complaint alleging violations of Company policies and / or fraudulent actions committed by certain employees of the Company's 99acres business segment. Pursuant to the recommendations of the Board of Directors and the Audit Committee, the Company had appointed an independent law firm and forensic experts to conduct a comprehensive and thorough investigation cum legal assessment into the allegations and related transactions, including a review of the Company's legal liabilities (if any) and compliance with all applicable laws and regulations.

The independent law firm and forensic experts had submitted their conclusions and assessment to the Audit Committee and Board of Directors in the previous quarter. The outcomes, findings and conclusions thereof, have been assessed by the Company and noted to not have a material impact on the financial results. The Company has implemented requisite remedial actions. The incremental controls introduced by the management are operating effectively.

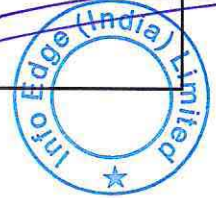
13. Diluted EPS represents earning per share based on the total number of shares including the potential estimated number of shares to be issued against stock options in force under the existing stock option plan/scheme, except where the results would be anti-dilutive.

14. The figures of the quarter ended March 31, 2026 & March 31, 2025 are the balancing figures between audited figures in respect of full financial year March 31, 2026 & March 31, 2025 and the unaudited published year to date figures upto December 31, 2025 & December 31, 2024, being the date of the end of the third quarter of the financial year which were subject to limited review by the statutory auditors.

For & on behalf of the Board

Hitash Oberoi
Managing Director
DIN : 01189953

Place : Noida
Date : May 22, 2026



Independent Auditor's Report on the Quarterly and Year to Date Consolidated Financial Results of the Company Pursuant to the Regulation 33 of the SEBI (Listing Obligations and Disclosure Requirements) Regulations, 2015, as amended

To
The Board of Directors of
Info Edge (India) Limited

Report on the audit of the Consolidated Financial Results**Opinion**

We have audited the accompanying statement of quarterly and year to date consolidated financial results of Info Edge (India) Limited ("Holding Company"), its subsidiaries, its controlled trusts (the Holding Company, its subsidiaries and its controlled trusts together referred to as "the Group"), and joint ventures for the quarter ended March 31, 2026 and for the year ended March 31, 2026 ("Statement"), attached herewith, being submitted by the Holding Company pursuant to the requirement of Regulation 33 of the SEBI (Listing Obligations and Disclosure Requirements) Regulations, 2015, as amended ("Listing Regulations").

In our opinion and to the best of our information and according to the explanations given to us and based on the consideration of the reports of the other auditors on separate audited financial statements of the subsidiaries, controlled trusts and joint ventures, the Statement:

- i. includes the results of the following entities referred in Annexure A;
- ii. are presented in accordance with the requirements of the Listing Regulations in this regard; and
- iii. gives a true and fair view in conformity with the applicable accounting standards, and other accounting principles generally accepted in India, of the consolidated net profit and other comprehensive loss and other financial information of the Group for the quarter ended March 31, 2026 and of the consolidated net profit and other comprehensive income and other financial information of the Group for the year ended March 31, 2026.

Basis for Opinion

We conducted our audit in accordance with the Standards on Auditing ("SAs"), as specified under Section 143(10) of the Companies Act, 2013, as amended ("the Act"). Our responsibilities under those Standards are further described in the "Auditor's Responsibilities for the Audit of the Consolidated Financial Results" section of our report. We are independent of the Group, and joint ventures in accordance with the 'Code of Ethics' issued by the Institute of Chartered Accountants of India together with the ethical requirements that are relevant to our audit of the financial statements under the provisions of the Act and the Rules thereunder, and we have fulfilled our other ethical responsibilities in accordance with these requirements and the Code of Ethics. We believe that the audit evidence obtained by us and other auditors in terms of their reports referred to in "Other Matter" paragraph below, is sufficient and appropriate to provide a basis for our opinion.



Management's Responsibilities for the Consolidated Financial Results

The Statement has been prepared on the basis of the consolidated Ind AS annual financial statements. The Holding Company's Board of Directors are responsible for the preparation and presentation of the Statement that give a true and fair view of the net profit and other comprehensive income and other financial information of the Group including its joint ventures in accordance with the applicable accounting standards prescribed under section 133 of the Act read with relevant rules issued thereunder and other accounting principles generally accepted in India and in compliance with Regulation 33 of the Listing Regulations. The respective Board of Directors of the companies included in the Group and joint ventures are responsible for maintenance of adequate accounting records in accordance with the provisions of the Act for safeguarding of the assets of their respective companies and for preventing and detecting frauds and other irregularities; selection and application of appropriate accounting policies; making judgments and estimates that are reasonable and prudent; and the design, implementation and maintenance of adequate internal financial controls, that were operating effectively for ensuring the accuracy and completeness of the accounting records, relevant to the preparation and presentation of the Statement that give a true and fair view and are free from material misstatement, whether due to fraud or error, which have been used for the purpose of preparation of the Statement by the Directors of the Holding Company, as aforesaid.

In preparing the Statement, the respective Board of Directors of the companies included in the Group and joint ventures are responsible for assessing the ability of their respective companies to continue as a going concern, disclosing, as applicable, matters related to going concern and using the going concern basis of accounting unless management either intends to liquidate the Group or to cease operations, or has no realistic alternative but to do so.

The respective Board of Directors of the companies included in the Group and joint ventures are also responsible for overseeing the financial reporting process of their respective companies.

Auditor's Responsibilities for the Audit of the Consolidated Financial Results

Our objectives are to obtain reasonable assurance about whether the Statement as a whole is free from material misstatement, whether due to fraud or error, and to issue an auditor's report that includes our opinion. Reasonable assurance is a high level of assurance, but is not a guarantee that an audit conducted in accordance with SAs will always detect a material misstatement when it exists. Misstatements can arise from fraud or error and are considered material if, individually or in the aggregate, they could reasonably be expected to influence the economic decisions of users taken on the basis of the Statement.

As part of an audit in accordance with SAs, we exercise professional judgment and maintain professional skepticism throughout the audit. We also:

- Identify and assess the risks of material misstatement of the Statement, whether due to fraud or error, design and perform audit procedures responsive to those risks, and obtain audit evidence that is sufficient and appropriate to provide a basis for our opinion. The risk of not detecting a material misstatement resulting from fraud is higher than for one resulting from error, as fraud may involve collusion, forgery, intentional omissions, misrepresentations, or the override of internal control.
- Obtain an understanding of internal control relevant to the audit in order to design audit procedures that are appropriate in the circumstances. Under Section 143(3)(i) of the Act, we are also responsible for expressing our opinion on whether the company has adequate internal financial controls with reference to financial statements in place and the operating effectiveness of such controls.
- Evaluate the appropriateness of accounting policies used and the reasonableness of accounting estimates and related disclosures made by the Board of Directors.



S.R. BATLIBOI & ASSOCIATES LLP

Chartered Accountants

- Conclude on the appropriateness of the Board of Directors' use of the going concern basis of accounting and, based on the audit evidence obtained, whether a material uncertainty exists related to events or conditions that may cast significant doubt on the ability of the Group and joint ventures to continue as a going concern. If we conclude that a material uncertainty exists, we are required to draw attention in our auditor's report to the related disclosures in the Statement or, if such disclosures are inadequate, to modify our opinion. Our conclusions are based on the audit evidence obtained up to the date of our auditor's report. However, future events or conditions may cause the Group and joint ventures to cease to continue as a going concern.
- Evaluate the overall presentation, structure and content of the Statement, including the disclosures, and whether the Statement represent the underlying transactions and events in a manner that achieves fair presentation.
- Obtain sufficient appropriate audit evidence regarding the financial information of the entities within the Group and joint ventures of which we are the independent auditors to express an opinion on the Statement. We are responsible for the direction, supervision and performance of the audit of the financial information of such entities included in the Statement of which we are the independent auditors. For the other entities included in the Statement, which have been audited by other auditors, such other auditors remain responsible for the direction, supervision and performance of the audits carried out by them. We remain solely responsible for our audit opinion.

We communicate with those charged with governance of the Holding Company and such other entities included in the Statement of which we are the independent auditors regarding, among other matters, the planned scope and timing of the audit and significant audit findings, including any significant deficiencies in internal control that we identify during our audit.

We also provide those charged with governance with a statement that we have complied with relevant ethical requirements regarding independence, and to communicate with them all relationships and other matters that may reasonably be thought to bear on our independence, and where applicable, related safeguards.

We also performed procedures in accordance with the Circular No. CIR/CFD/CMDI/44/2019 dated March 29, 2019 issued by the Securities Exchange Board of India under Regulation 33 (8) of the Listing Regulations, to the extent applicable.

Other Matter

The accompanying Statement includes the audited financial results and other financial information, in respect of:

- 13 subsidiaries, whose financial statements include total assets of Rs. 68,291.27 Mn as at March 31, 2026, total revenues (including other income) of Rs. 616.94 Mn and Rs. 2,138.96 Mn, total net profit after tax of Rs. 122.91 Mn and Rs. 19.31 Mn, total comprehensive loss of Rs. 7,745.01 Mn and Rs. 1,036.25 Mn, for the quarter and the year ended on that date respectively, and net cash inflows of Rs. 209.88 Mn for the year ended March 31, 2026, as considered in the Statement which have been audited by their respective independent auditors.
- 03 joint ventures, whose financial statements include Group's share of net profit of Rs. 10.76 Mn and Rs. 1.90 Mn and Group's share of total comprehensive income of Rs. 11.40 Mn and total comprehensive income Rs. 2.54 Mn for the quarter and for the year ended March 31, 2026 respectively, as considered in the Statement whose financial statements, other financial information have been audited by their respective independent auditors.



S.R. BATLIBOI & ASSOCIATES LLP

Chartered Accountants

The independent auditor's report on the financial statements of these entities have been furnished to us by the Management and our opinion on the Statement in so far as it relates to the amounts and disclosures included in respect of these subsidiaries, and joint ventures is based solely on the reports of such auditors and the procedures performed by us as stated in paragraph above.

The accompanying Statement includes unaudited financial statements and other unaudited financial information in respect of:

- 01 subsidiary, whose financial statements reflects total revenue of Rs. Nil and Rs. Nil, total net profit after tax of Rs. Nil and Rs. Nil, total comprehensive income of Rs. Nil and Rs. Nil for the quarter ended March 31, 2026 and for the period from April 1, 2025 till March 31, 2026.
- 18 joint ventures, whose financial statements includes the Group's share of net profit of Rs. 51.65 Mn and Rs 16.30 Mn and Group's share of total comprehensive income of Rs. 51.40 Mn and Rs. 4,676.11 Mn for the quarter and for the year ended March 31, 2026 respectively, as considered in the Statement whose statements and other financial information have not been audited by any auditors.

These unaudited financial statements/ financial information have been approved and furnished to us by the Management and our opinion on the Statement, in so far as it relates to the amounts and disclosures included in respect of the subsidiary and joint ventures, is based solely on such unaudited financial statements and other financial information. In our opinion and according to the information and explanations given to us by the Management, these financial statements and other financial information are not material to the Group.

Our opinion on the Statement is not modified in respect of the above matters with respect to our reliance on the work done and the reports of the other auditors and the financial information certified by the Management.

The Statement includes the Consolidated results for the quarter ended March 31, 2026 being the balancing figures between the audited figures in respect of the full financial year ended March 31, 2026 and the published unaudited year-to-date figures up to the end of the third quarter of the current financial year, which were subjected to a limited review by us, as required under the Listing Regulations.

For S.R. BATLIBOI & ASSOCIATES LLP
Chartered Accountants
ICAI Firm registration number: 101049W/E300004

per Sanjay Bachchani
Partner

Membership No.: 400419
UDIN: 26400419MRRHQK2532
Place: Noida
Date: May 22, 2026



S.R. BATLIBOI & ASSOCIATES LLP

Chartered Accountants

Annexure-A

Independent Auditor's Report on the Quarterly Consolidated Financial Results of the Company Pursuant to the Regulation 33 of the SEBI (Listing Obligations and Disclosure Requirements) Regulations, 2015, as amended

(Referred to in paragraph 4 of our report of even date)

List of Subsidiaries

1. Allcheckdeals India Private Limited
2. Interactive Visual Solutions Private Limited
3. Jeevansathi Internet Services Private Limited
4. Naukri Internet Services Limited
5. Newinc Internet Services Private Limited
6. Smartweb Internet Services Limited
7. Startup Internet Services Limited
8. Startup Investments (Holding) Limited
9. Diphda Internet Services Limited
10. Redstart Labs (India) Limited
11. Zwayam Digital Private Limited
12. Axilly Labs Private Limited
13. Aisle Network Private Limited
14. Sunrise Mentors Private Limited
15. 4B Networks Private Limited*

List of Controlled Trusts

1. Info Edge Venture Fund
 - IE Venture Fund I
 - IE Venture Fund Follow-on I
2. Capital 2B
3. Info Edge Capital
4. IE Venture Investment Fund III
5. B8 Fund I w.e.f. March 23, 2026
6. A88 Fund I w.e.f. March 23, 2026

List of Joint Ventures:

1. Makesense Technologies Limited till August 28, 2025
2. Nopaperforms Solutions Limited (formerly known as Nopaperforms Solutions Private Limited)
3. Agstack Technologies Private Limited till February 09, 2026
4. Shopkirana E Trading Private Limited
5. Metis Eduventures Private Limited
6. Terralytics Analysis Private Limited
7. Llama Logisol Private Limited
8. Sploot Private Limited
9. Unnati Akshamaala Solutions Private Limited w.e.f February 09, 2026
10. Printo Document Services Private Limited*
11. LQ Global Services Private Limited*
12. Juno Learning Private Limited*
13. Medcords Healthcare Solutions Private Limited*
14. International education gateway Private Limited*



S.R. BATLIBOI & ASSOCIATES LLP

Chartered Accountants

15. Bizcrum Infotech Private Limited*
16. Ideaclick Infolabs Private Limited*
17. Vcare Technologies Private Limited*
18. Unnati Online Private Limited*
19. Green leaves Consumer Services Private Limited*
20. Rare Media Company Private Limited*
21. Kinobeo Software Private Limited*
22. Mint Bird Technologies Private Limited*

* Non-operational and impaired entities till March 31, 2026.



Info Edge (India) Limited


Regd. Office : Ground Floor, GF-12A, 94, Meghdoot Building, Nehru Place, New Delhi - 110019

CIN : L74899DL1995PLC068021 , Tel no. : 0120-3082000 , Fax : 0120-3082095 , URL : www.infoedge.in , Email : investors@naukri.com

STATEMENT OF CONSOLIDATED AUDITED FINANCIAL RESULTS FOR THE QUARTER AND YEAR ENDED MARCH 31, 2026

PART I Particulars	Amount in ₹(Mn)				
	3 months ended 31/03/2026	Preceding 3 months ended 31/12/2025	Corresponding 3 months ended in the previous year 31/03/2025	Year ended 31/03/2026	Year ended 31/03/2025
	(Audited) (refer note 18)	(Unaudited)	(Audited) (refer note 18)	(Audited)	(Audited)
1. Income					
Revenue from operations	8,690.05	8,194.14	7,496.25	32,847.32	28,495.51
Other income	4,960.30	1,875.36	5,208.25	10,585.54	10,732.47
Total Income	13,650.35	10,069.50	12,704.50	43,432.86	39,227.98
2. Expenses					
a) Employee benefits expense	3,316.53	3,423.87	3,313.49	13,415.00	12,353.41
b) Finance costs	70.75	67.78	64.73	274.25	242.35
c) Network, internet and other direct charges	259.62	225.30	208.03	926.68	783.01
d) Advertising and promotion cost	1,182.10	993.72	999.73	4,530.23	3,731.14
e) Depreciation and amortisation expense	302.03	304.98	305.80	1,225.78	1,130.90
f) Other expenses	596.89	607.63	494.63	2,253.26	1,780.82
Total expenses	5,727.92	5,623.28	5,386.41	22,625.20	20,021.63
3. Profit before exceptional items, share of net profit/(loss) of joint ventures accounted for using equity method and tax (1-2)	7,922.43	4,446.22	7,318.09	20,807.66	19,206.35
4. Share of net profit/(loss) of joint ventures accounted for using the equity method	62.41	1.27	(157.08)	18.20	(1,229.93)
5. Profit before exceptional items and tax for the period/year (3+4)	7,984.84	4,447.49	7,161.01	20,825.86	17,976.42
6. Exceptional items - gain/(loss) (Refer Note no. 4)	702.13	(518.88)	255.12	388.07	1,469.77
7. Profit before tax for the period/year (5+6)	8,686.97	3,928.61	7,416.13	21,213.93	19,446.19
8. Tax expense					
(a) Current Tax	1,006.50	870.42	640.50	3,683.95	2,868.50
(b) Deferred tax Charge/(Credit)	122.98	(109.21)	(3.29)	(98.44)	273.04
(c) Deferred tax Charge (relating to unrealised gain on exceptional item in earlier year) (refer note no. 5)	-	-	-	-	3,205.64
9. Net Profit for the period/year (7-8)	7,557.49	3,167.40	6,778.92	17,628.42	13,099.01
Profit attributable to					
-Equity holders of Parent	5,657.97	2,717.05	4,633.88	14,498.14	9,621.40
-Non-Controlling interests	1,899.52	450.35	2,145.04	3,130.28	3,477.61
Total	7,557.49	3,167.40	6,778.92	17,628.42	13,099.01
10. Other comprehensive (Loss)/income (OCI), net of income tax					
(A) Items that will be reclassified to profit or loss-					
Share of other comprehensive income of joint ventures accounted for using the equity method	-	-	-	-	-
(B) Items that will not be reclassified to profit or loss-					
(a) Remeasurement loss of post employment benefit obligation	(31.23)	(9.51)	(10.98)	(98.08)	(43.61)
(b) (Loss)/Gain on financial assets measured at Fair value through OCI (refer note no. 8)	(81,334.09)	(49,832.46)	(105,802.95)	18,612.78	36,303.86
(c) Income tax relating to above					
(i) Current Tax	7.93	2.21	19.74	24.28	11.53
(ii) Deferred tax Credit/(Charge) (relating to unrealised gain in current period)	11,627.56	7,126.05	15,099.80	(2,664.84)	(5,190.77)
(iii) Deferred tax (Charge) (relating to unrealised gain in earlier year) (refer note no. 5)	-	-	-	-	(3,753.26)
(d) Share of other comprehensive income/(loss) of joint ventures accounted for using the equity method	0.36	-	(13,184.46)	4,660.39	11,825.26
Total other comprehensive (loss)/income, net of income tax (A)+(B)	(69,729.47)	(42,713.71)	(103,878.85)	20,534.53	39,153.01
Other comprehensive (loss)/income is attributable to					
-Equity holders of Parent	(69,729.54)	(42,713.33)	(103,879.47)	20,535.36	39,152.49
-Non-Controlling interests	0.07	(0.38)	0.62	(0.83)	0.52
Total	(69,729.47)	(42,713.71)	(103,878.85)	20,534.53	39,153.01
11. Total comprehensive (loss)/income for the period/year (9+10)	(62,171.98)	(39,546.31)	(97,099.93)	38,162.95	52,252.02
Total comprehensive (loss)/income is attributable to					
-Equity holders of Parent	(64,071.57)	(39,996.28)	(99,245.59)	35,033.50	48,773.89
-Non-Controlling interests	1,899.59	449.97	2,145.66	3,129.45	3,478.13
Total	(62,171.98)	(39,546.31)	(97,099.93)	38,162.95	52,252.02
12. Paid-up equity share capital*	1,296.84	1,296.84	1,295.84	1,296.84	1,295.84
13. Other Equity				377,835.85	347,736.28
14. Earning per share (FV of ₹2* each) (Adjusted, not annualised for quarters)					
Basic - Profit attributable to equity of parent for the period/year (after exceptional items)	8.73	4.20	7.16	22.39	14.88
Basic - Profit attributable to equity of parent for the period/year [before exceptional items (net of tax & Deferred tax)]	7.72	4.80	6.77	21.66	17.88
Diluted - Profit attributable to equity of parent for the period/year (after exceptional items)	8.72	4.19	7.14	22.36	14.83
Diluted - Profit attributable to equity of parent for the period/year [before exceptional items (net of tax & Deferred tax)]	7.71	4.78	6.74	21.63	17.82

*refer note 11




Part II. Reporting of Segment wise Revenue, Results and Assets & Liabilities

Amount in ₹(Mn)

	3 months ended 31/03/2026	Preceding 3 months ended 31/12/2025	Corresponding 3 months ended in the previous year 31/03/2025	Year ended 31/03/2026	Year ended 31/03/2025
	(Audited) (refer note 18)	(Unaudited)	(Audited) (refer note 18)	(Audited)	(Audited)
A - Segment Revenue:					
Recruitment Solutions	6,078.94	5,915.42	5,424.97	23,432.17	20,718.06
99acres for real estate	1,436.95	1,185.78	1,058.00	4,680.58	4,107.93
Others	1,174.16	1,092.94	1,013.28	4,534.57	3,669.52
Total Net Sales/Revenue from Operations	8,690.05	8,194.14	7,496.25	32,847.32	28,495.51
B - Segment Results (Profit/(Loss)) before tax:					
Recruitment Solutions	3,468.34	3,366.93	2,874.35	12,831.09	11,171.90
99acres for real estate	34.20	(204.61)	(148.63)	(591.59)	(475.25)
Others	(308.63)	(381.28)	(323.47)	(1,126.70)	(1,390.68)
Total	3,192.91	2,781.04	2,402.25	11,112.80	9,305.97
Exceptional Item (Allocable) - Gain/(Loss)					
Recruitment Solutions	104.76	(295.09)	-	(190.33)	-
99acres for real estate	35.70	(127.98)	-	(92.28)	-
Others	33.15	(87.18)	-	(54.03)	-
Total	173.61	(510.25)	-	(336.64)	-
Less : Unallocable Expenses	(168.37)	(208.90)	(449.49)	(872.48)	(2,062.02)
Add : Unallocated Income (Other Income)	4,960.30	1,875.36	5,208.25	10,585.54	10,732.47
Add : Exceptional Items - Gain/(loss) - net	528.52	(8.64)	255.12	724.71	1,469.77
Profit Before Tax	8,686.97	3,928.61	7,416.13	21,213.93	19,446.19
C-Segment Assets					
Recruitment Solutions	3,662.44	3,392.78	3,314.85	3,662.44	3,314.85
99acres for real estate	1,071.48	916.63	1,134.31	1,071.48	1,134.31
Others	623.74	603.64	705.15	623.74	705.15
Unallocated	470,237.11	542,631.03	422,559.18	470,237.11	422,559.18
Total	475,594.77	547,544.08	427,713.49	475,594.77	427,713.49
D-Segment Liabilities					
Recruitment Solutions	15,404.28	12,849.46	13,698.74	15,404.28	13,698.74
99acres for real estate	3,489.05	3,318.43	3,133.90	3,489.05	3,133.90
Others	1,557.51	1,505.09	1,473.48	1,557.51	1,473.48
Unallocated	51,449.50	62,890.15	41,243.68	51,449.50	41,243.68
Total	71,900.34	80,563.13	59,549.80	71,900.34	59,549.80


Business segments : The Group is primarily engaged in the business of internet based service delivery operating in four service verticals through various web portals in respective verticals namely recruitment solutions comprising primarily naukri.com, other recruitment related portals and ancillary services related to recruitment, 99acres.com for real estate related services, Jeevansathi.com for matrimony related services and Shiksha.com for education related services. The Managing Director & Chief Executive Officer of the Group examines the Group's performance both from a business & geographical perspective and has identified as reportable segment of its business which are "Recruitment Solutions" and "99acres"; the "Other segments" comprises primarily Jeevansathi & Shiksha verticals are not considered as reportable operating segment since they individually do not meet qualifying criteria for the reportable segment as per Ind AS 108.



Part III :

Statement of Consolidated Assets and Liabilities

	As at	As at
	March 31, 2026	March 31, 2025
	(₹Mn)	(₹Mn)
	(Audited)	(Audited)
ASSETS		
NON-CURRENT ASSETS		
Property, plant and equipment	1,100.68	973.45
Right of use asset	2,461.74	2,657.21
Other intangible assets	367.13	636.73
Capital work in progress	175.27	26.25
Intangible assets under development	-	2.22
Investment property	347.27	356.07
Goodwill	3,224.88	3,224.51
Investment in associate and joint ventures	1,688.60	42,314.78
Financial Assets		
(i) Investments	408,706.52	322,811.33
(ii) Other financial assets	6,016.75	7,210.87
Non-current tax assets (net)	2,526.09	2,997.30
Deferred tax assets (net)	7.19	6.57
Other non-current assets	53.75	25.62
Total Non-Current Assets	426,675.87	383,242.91
CURRENT ASSETS		
Financial assets		
(i) Investments	12,598.09	11,483.70
(ii) Trade receivables	110.16	131.87
(iii) Cash and cash equivalents	3,654.17	2,679.77
(iv) Bank balances other than (iii) above	104.94	41.53
(v) Loans	15.00	10.00
(vi) Other financial assets	30,543.85	29,289.37
Other current assets	1,026.23	884.34
Assets classified as held for sale	866.46	-
Total current assets	48,918.90	44,470.58
TOTAL ASSETS	475,594.77	427,713.49
EQUITY AND LIABILITIES		
EQUITY		
Equity share capital	1,295.48	1,294.34
Other Equity	377,835.85	347,736.28
Equity attributable to equity holders of the parent	379,131.33	349,030.62
Non Controlling Interest	24,563.10	19,133.07
Total Equity	403,694.43	368,163.69
LIABILITIES		
NON-CURRENT LIABILITIES		
Financial liabilities		
(i) Borrowings	0.89	4.28
(ii) Lease liabilities	2,164.71	2,311.04
(iii) Trade payables	-	-
- total outstanding dues of micro enterprises and small enterprises	-	-
- total outstanding dues of creditors other than micro enterprises and small enterprises	-	-
Provisions	13.62	10.14
Deferred tax liabilities (net)	49,880.39	39,877.21
Other non-current liabilities	19.55	36.81
Total non-current liabilities	52,079.16	42,239.48
CURRENT LIABILITIES		
Financial liabilities		
(i) Borrowings	3.39	8.44
(ii) Lease liabilities	416.31	349.70
(iii) Trade payables	-	-
- total outstanding dues of micro enterprises and small enterprises	11.52	0.81
- total outstanding dues of creditors other than micro enterprises and small enterprises	1,155.90	753.07
(iv) Other financial liabilities	55.11	27.87
Other current liabilities	16,372.36	14,774.87
Provisions	1,803.44	1,387.50
Current tax liability (net)	3.15	8.06
Total current liabilities	19,821.18	17,310.32
Total Liabilities	71,900.34	59,549.80
TOTAL EQUITY AND LIABILITIES	475,594.77	427,713.49



Statement of Consolidated Cash Flow

	Year ended March 31, 2026 (₹Mn) (Audited)	Year ended March 31, 2025 (₹Mn) (Audited)
Cash flow from operating activities:		
Profit before exceptional items and tax	20,825.86	17,976.42
Adjustments for:		
Depreciation and amortisation expense	1,225.78	1,130.90
Interest on borrowings	47.72	31.15
Interest on Lease liabilities	226.39	211.17
Interest income from financial assets measured at amortised cost		
- on fixed deposits	(2,549.81)	(2,674.61)
- on other financial assets	(2.99)	(2.23)
- on income taxes	(146.11)	(2.00)
Dividend income from financial assets	(0.23)	-
Net gain on disposal of property, plant & equipment	(3.36)	(0.64)
Miscellaneous income	(31.85)	(11.47)
Net Gain on disposal of investment	(18.25)	-
Net gain on financial assets mandatorily measured at FVTPL*	(7,798.30)	(8,005.60)
Unwinding of discount on security deposits	(15.96)	(14.49)
Interest income on deposits with banks made by ESOP Trust	(18.68)	(19.67)
Bad debts/(reversal) of Impairment loss on Trade Receivables (net)	18.37	(8.42)
Share based payments to employees	474.92	374.08
Share of net loss of joint ventures	(18.20)	1,229.93
Liabilities written back to the extent no longer required	-	(1.76)
Operating profit before working capital changes	12,215.30	10,212.76
Adjustments for changes in working capital :		
- Decrease/(Increase) in Trade receivables	3.34	(17.00)
- (Increase) in Other Financial Assets (Current)	(57.10)	(7.02)
- Decrease in other financial assets (Non- Current)	20.01	0.62
- (Increase)/Decrease in Other Non- Current assets	(8.58)	2.06
- (Increase) in Other Current assets	(141.88)	(223.75)
- Increase/(Decrease) in Trade payables	445.39	(123.66)
- (Decrease)/Increase in provisions	(22.33)	100.02
- (Decrease) in Other current financial liabilities	(3.20)	(28.53)
- Increase in Other current liabilities	1,529.08	2,303.94
- (Decrease) in Other non-current liabilities	(16.02)	(6.55)
Cash generated from operations	13,964.01	12,212.89
- Income Taxes Paid (net)	(3,199.67)	(3,454.54)
Net cash flow from operating activities-(A)	10,764.34	8,758.35
Cash flow from Investing activities:		
Purchase of property, plant and equipment and intangible assets	(630.40)	(822.45)
Capital work in progress/Intangible asset under development (including creditors for capital goods)	(119.97)	(8.24)
Payment for purchase of stake in joint ventures and other Investments	(7,666.11)	(4,148.86)
Proceeds from sale of investment held for sale	-	262.23
Payment for purchase of current investments	(19,784.99)	(19,439.00)
Purchase of non controlling interest in subsidiary	(55.00)	-
Proceeds from sale of current investments	19,470.00	15,825.00
Investment in fixed deposits (net)	(64.87)	(2,420.14)
Proceeds from disposal of property, plant and equipments	13.80	3.27
Dividend Income from financial assets	0.23	-
Interest Received	2,745.21	2,570.53
Loans Given (Inter corporate deposit)	(15.00)	-
Net cash (used) in investing activities-(B)	(6,107.10)	(8,177.66)
Cash flow from financing activities:		
Proceeds from allotment of shares/units	2,415.94	2,387.07
Repayment of borrowings	(8.44)	(13.11)
Interest Paid on borrowings	(47.77)	(31.94)
Repayment of principal portion of Lease liabilities	(327.26)	(298.64)
Interest on Lease liabilities	(226.39)	(211.17)
Dividend paid to equity holders of parent	(5,438.92)	(3,102.09)
Net cash (used in) financing activities-(C)	(3,632.84)	(1,269.88)
Net Increase/(Decrease) in cash & cash equivalents-(A)+(B)+(C)	1,024.40	(689.19)
Opening balance of cash and cash equivalents	2,629.77	3,318.96
Closing balance of cash and cash equivalents	3,654.17	2,629.77
Cash and cash equivalents comprise		
Cash on hand	1.12	14.81
Balance with banks		
-In current accounts	2,661.51	1,201.11
-In fixed deposit accounts with original maturity of less than 3 months	991.54	1,413.85
Total cash and cash equivalents	3,654.17	2,629.77

*FVTPL=Fair value through profit or loss



Notes:-

1. This statement has been reviewed by the Audit Committee and approved by the Board of Directors in their respective meetings held on May 22, 2026.

2. This statement has been prepared in accordance with the recognition and measurement principles laid down in applicable Indian Accounting Standards prescribed under Section 133 of the Companies Act, 2013, as amended, read with rule 3 of the Companies (Indian Accounting Standards) Rules 2015 (as amended) and presented in accordance with the requirements of Regulation 33 of the SEBI (Listing Obligations and Disclosure Requirements) Regulations, 2015, ("Listing Regulations").

3. The Board of Directors in its meeting held on May 27, 2025 had recommended a final dividend of ₹ 3.60 per equity share having face value of ₹ 2 each (post split) [₹18.00 per equity share having face value of ₹ 10 each (pre split)] which was paid on September 02, 2025 post approval from shareholders. The Board of Directors in its meeting held on November 12, 2025 declared an Interim Dividend of ₹ 2.40 per equity share which was paid on December 05, 2025. The Board of Directors in its meeting held on February 13, 2026 declared 2nd Interim Dividend of ₹ 2.40 per equity share which was paid on March 09, 2026.

The Board of Directors in its meeting held on May 22, 2026 has recommended a final dividend of ₹ 3.60 per equity share having face value of ₹ 2 each subject to approval of shareholders in the ensuing Annual General Meeting.

Amount in ₹(Mn)

4. Exceptional items- gain/(loss) includes :

	3 months ended 31/03/2026	Preceding 3 months ended 31/12/2025	Corresponding 3 months ended in the previous year 31/03/2025	Year ended 31/03/2026	Year ended 31/03/2025
A) Provision for diminution/impairment in carrying value of non-current investment :					
- (Provision)/Reversal for diminution in the carrying value of non-current investments	(293.50)	-	240.44	(340.51)	261.34
- Impairment in carrying value of goodwill & Net assets	(10.96)	-	-	(10.96)	(475.64)
B) Gain on Fair valuation of non-current Investments	-	-	-	251.11**	1,612.97*
C) Gain on reduction in interest of the group in its Joint ventures	-	-	14.68	0.72	41.52
D) Gain on disposal of joint venture/other financial investment	831.38	-	-	831.38	29.58
E) Statutory impact of new labour codes***	175.21	(518.88)	-	(343.67)	-
Total	702.13	(518.88)	255.12	388.07	1,469.77

* On account of declassification of Investment in Joint venture to Investment in Financial Instruments upon loss of control.

** refer note 10

*** On November 21, 2025, the Government of India notified the four "Labour Codes"- namely, the Code on Wages, 2019, the Industrial Relations Code, 2020, the Code on Social Security, 2020, and the Occupational Safety, Health and Working Conditions Code, 2020-consolidating 29 existing labour laws. These codes, amongst other changes, introduce a uniform definition of wages and enhanced provisions relating to Leave and gratuity benefits.

For the quarter ended March 31, 2026, based on the best available information, read with Central Government rules notified as at May 08, 2026, the Group has reassessed and remeasured the statutory impact of the new Labour Codes on its gratuity and leave encashment obligations. Pursuant to this remeasurement, the Group has recognised a reversal impact of ₹ 154.93 million and ₹ 20.28 million in respect of gratuity and leave encashment, respectively, for the quarter ended March 31, 2026. This has resulted in an overall impact of ₹ 277.35 million and ₹ 66.32 million for the year ended March 31, 2026. Given the materiality and non-recurring nature of this adjustment and in line with Guidance note issued by The Institute of Chartered Accountant of India, the impact has been disclosed under exceptional items.

The Group will continue to monitor ongoing developments and reassess the impact, if any, on the measurement of employee benefit liabilities.

5. During the year ended March 31, 2022, consequent to transfer of specified investment in Joint Venture/Associate and classification as financial investments, the Group had recorded unrealized mark to market gain of ₹ 112,050.81 Mn as exceptional item in Consolidated financial results along with then applicable deferred tax charge. Subsequent to such transfer, mark to market gain/ losses between fair value on reporting date and cost of conversion are being recorded through Other Comprehensive Income along with applicable deferred tax charge which is ₹ 167,325.64 Mn as at March 31, 2025.

During the year ended March 31, 2025, due to change in Finance Act 2024, the effective tax rate has been revised from 11.44% to 14.30% on long term capital gain. Therefore, the incremental deferred tax charge on account of such increase in tax rates amounting to ₹ 3,205.64 Mn and ₹ 3,753.26 Mn have accordingly been accounted for in Profit and Loss and Other Comprehensive Income respectively for the year ended March 31, 2025.

6. During the year ended March 31, 2021, the Company had issued 6,067,961 nos. equity shares of ₹10/- each fully paid up at ₹ 3,090/- per share (including securities premium of ₹ 3,080/- per share) to qualified institutional buyers on August 08, 2020 pursuant to Qualified Institutional Placement (QIP) document, dated August 07, 2020, as per provisions of section 42 of Companies Act, 2013 read with rule 14 of the Companies (Prospectus and Allotment of Securities) Rules 2014, and Chapter VIII of the Securities and Exchange Board of India (Issue of Capital and Disclosure Requirements) Regulations, 2009 which have been listed in the respective Stock Exchanges on August 10, 2020.

Expenses incurred in relation to QIP paid/provided for amounting to ₹ 459.68 Mn has been adjusted from Securities Premium Account and the utilisation out of such net amount of ₹ 18,290.32 Mn till March 31, 2026 is given below. The balance amount of QIP proceeds remains invested in Mutual funds (debt) & Term Deposits with banks.

Utilisation of funds upto March 31, 2026 :

	Amount in ₹Mn
Utilised upto March 31, 2026	8,216.43
Balance Unutilised funds as on March 31, 2026	10,073.89

7. During the year ended March 31, 2026, the Company has issued 500,000 nos. equity shares each fully paid up of ₹ 2/- per share (March 31, 2025; 200,000 nos. equity shares each fully paid up ₹10/- per share) to Info Edge Employees Stock Option Plan (ESOP) Trust, which have been duly listed in the respective Stock Exchanges, ranking pari passu with the existing equity shares of the Company.

8. Details of (loss)/gain on Fair valuation of Investment routed through OCI are as follows :-

Particulars	Amount in ₹(Mn)				
	3 months ended 31/03/2026	Preceding 3 months ended 31/12/2025	Corresponding 3 months ended in the previous year 31/03/2025	Year ended 31/03/2026	Year ended 31/03/2025
-Eternal Limited (formerly known as Zomato Limited)	(58,742.68)	(57,039.30)	(91,766.69)	32,964.04	23,271.56
-PB Fintech Limited	(22,869.72)	7,132.34	(14,147.21)	(14,724.19)	12,821.03
-Other financial investments	278.31	74.50	110.95	372.93	211.27
Total	(81,334.09)	(49,832.46)	(105,802.95)	18,612.78	36,303.86

9. The Board of Directors in their meeting held on August 09, 2024 approved the Scheme of Amalgamation between Info Edge (India) Limited ("Transferee Company") and Avilly Labs Private Limited ("Transferor Company 1"), Diphda Internet Services Limited ("Transferor Company 2") & Zwayam Digital Private Limited ("Transferor Company 3"), the wholly owned subsidiaries of the Transferee Company, and their respective shareholders and creditors. Subsequently, the board of directors on the meeting held on February 05, 2025 modified the earlier approved merger scheme and approved the inclusion of Allcheckdeals India Private Limited ("Transferor Company 4") being wholly owned subsidiary of the Transferee Company in the merger scheme. The joint first motion application was filed before the Hon'ble National Company Law Tribunal, New Delhi on July 15, 2025.

Subsequent to the balance sheet date, the Hon'ble NCLT, by its order dated April 07, 2026, has dispensed with the requirement of convening meetings of the shareholders, debenture holders (as applicable), and secured and unsecured creditors of the Transferor Companies, while directing the convening of meetings of the equity shareholders and secured and unsecured creditors of the Transferee Company. The Company has filed an appeal before the Hon'ble National Company Law Appellate Tribunal ("NCLAT") against the aforesaid Order passed by the Hon'ble NCLT.

10. During the quarter ended September 30, 2025, National Company Law Tribunal ("NCLT") through its order dated August 29, 2025 (Approval Date) approved the scheme of amalgamation between a joint venture of the Company, Makesense Technologies Limited ("Makesense") and PB Fintech Limited. Effective Approval date, Makesense ceased to be a Joint venture of the Company and the shares issued by PB Fintech Limited as consideration of the merger, have been classified as financial investment to be fair valued at each reporting date in accordance with Ind AS109.

Accordingly, unrealised mark to market gain of ₹ 251.11 million, as on the Approval Date has been credited to Statement of Profit & loss and has been disclosed under exceptional gain. Further, unrealised mark to market gain of ₹ 10,277.46 million with a corresponding deferred tax assets charge of ₹ 1,469.68 million from the Approval date till period ended March 31, 2026, has been taken to Other Comprehensive Income in accordance with one time irrevocable option available under IND AS 109.



11. During the year ended March 31, 2025, The Board of Directors of the Company at their meeting held on February 05, 2025, have approved the sub-division/ split of each equity share of face value of ₹ 10/- (Rupees Ten only) each, fully paid-up, into 5 (five) equity shares having face value of ₹ 2/- (Rupees two only) each, fully paid-up. On April 14, 2025, the approval of the shareholders of the Company was obtained through postal ballot process with a requisite majority. The record date for the said sub-division/ split was fixed as May 07, 2025. In accordance with the requirements of Ind AS 33, Earnings per Share, the number of equity shares and potentially dilutive equity shares have been adjusted retrospectively for all periods presented in the financial results. Accordingly, the effect of the share split has been considered in the computation of basic and diluted Earnings Per Share (EPS), and the comparative figures for the prior periods have been restated to reflect the impact of the sub-division.
12. During the year ended March 31, 2026, the Board of Directors approved entering into an agreement to transfer the entire shareholding in one of the Group's joint ventures, Shopkirana E-Trading Services Private Limited ("Shopkirana"), held through its wholly owned subsidiary, Startup Investments (Holding) Limited ("SIHL"), to Trustroot Internet Private Limited ("TIPL") – operating under the brand name 'Udaan', a company registered under the laws of Singapore. In consideration, TIPL shall issue and allot to SIHL, 104,868 preference shares of TIPL aggregating to 2.021% on fully converted and diluted basis at a value of USD 314.40 per share (aggregating to about USD 32.97 Million). Pursuant to this transaction, Shopkirana will cease to be a joint venture of the Group. Accordingly, the Shopkirana has been classified as asset held for sale as at March 31, 2026.
13. During quarter ended March 31, 2026, the Board of Directors approved transferring entire shareholding in one of the Group's joint ventures, Agstack Technologies Private Limited ("Gramophone"), held through its wholly owned subsidiary, Startup Investments (Holding) Limited ("SIHL"), to Akshamaala Solutions Private Limited ("Unnati"). In consideration, Unnati issued and allotted 49,145 preference shares to SIHL aggregating to 15.75% of Unnati's share capital on a fully converted and diluted basis. In addition to the exchange of aforementioned shares, SIHL also invested ₹ 350.00 million by way of primary infusion for subscribing 18,756 preference shares thereby taking the aggregate shareholding of SIHL in Unnati to 20.25%. Pursuant to this transaction, Gramophone ceased to be a joint venture and Unnati became the joint venture of the Group.
14. During the previous quarter ended December 31, 2025, the Board of Directors of Startup Investment (Holding) Limited (SIHL), wholly owned subsidiary of the Company dated November 6, 2025, approved a proposed partial divestment in NoPaperForms Solutions Limited (Formerly known as NopaperForms Solutions Private Limited) as a part of its proposed Initial Public Offering (IPO) process including pre- IPO secondary transaction(s). The proposed divestment is subject to receipt of applicable regulatory clearances by NoPaperForms Solutions Limited and other relevant factors.
15. During the earlier quarter, the Holding Company had received a whistle-blower complaint alleging violations of Company policies and / or fraudulent actions committed by certain employees of the Holding Company's 99acres business segment. Pursuant to the recommendations of the Board of Directors and the Audit Committee, the Holding Company had appointed an independent law firm and forensic experts to conduct a comprehensive and thorough investigation cum legal assessment into the allegations and related transactions, including a review of the Company's legal liabilities (if any) and compliance with all applicable laws and regulations. The independent law firm and forensic experts had submitted their conclusions and assessment to the Audit Committee and Board of Directors in the previous quarter. The outcomes, findings and conclusions thereof, have been assessed by the Holding Company and noted to not have a material impact on the financial results. The Holding Company has implemented requisite remedial actions. The incremental controls introduced by the management are operating effectively.
16. During the previous quarter ended December 31, 2025, the Board of Directors of Jeevansathi Internet Services Private Limited ("Jeevansathi"), a wholly owned subsidiary of the Company had in its meeting held on November 14, 2025, considered and approved the acquisition of additional 1,279 equity shares of Aisle Network Private Limited ("Aisle"), aggregating to 3.65 % for an aggregate consideration of ₹ 55.00 million, by way of secondary acquisition. Pursuant to the said acquisition, Aisle has become a wholly-owned subsidiary of the Company.
17. Diluted EPS represents earning per share based on the total number of shares including the potential estimated number of shares to be issued against stock options in force under the existing stock option plan/scheme, except where the results would be anti-dilutive.
18. The figures of the quarter ended March 31, 2026 & March 31, 2025 are the balancing figures between audited figures in respect of full financial year March 31, 2026 & March 31, 2025 and the unaudited published year to date figures upto December 31, 2025 & December 31, 2024, being the date of the end of the third quarter of the financial year which were subject to limited review by the statutory auditors.

For & on behalf of the Board

Hitesh Oberoi
Managing Director
DIN : 01189953



Place : Noida
Date : May 22, 2026



Date: May 22, 2026

1. **The Manager- Listing**
National Stock Exchange of India Limited
(Scrip Symbol: NAUKRI)
2. **The Manager- Listing**
BSE Limited
(Scrip Code: 532777)

Dear Sir/Madam,

Sub: Declaration pursuant to Regulation 33(3)(d) of the Securities & Exchange Board of India (Listing Obligations and Disclosure Requirements) Regulations, 2015 and SEBI Circular no. CIR/CFD/CMD/56/2016 dated May 27, 2016

We, Hitesh Oberoi, Managing Director & Chief Executive Officer and Ambarish Raghuvanshi, Interim Chief Financial Officer of Info Edge (India) Ltd., (CIN: L74899DL1995PLC068021) having its Registered Office at Ground Floor, GF-12A 94, Meghdoot, Nehru Place, New Delhi -110020, hereby declare that, the Statutory Auditors of the Company, M/s. S.R. Batliboi & Associates LLP (FRN: 101049W/E300004) have issued an Audit Report with unmodified opinion on Audited Annual Financial Results of the Company (Standalone & Consolidated) for the financial year ended on March 31, 2026.

We request you to kindly take this declaration on record.

Yours sincerely
For **Info Edge (India) Limited**

(Hitesh Oberoi)
Managing Director
& Chief Executive Officer

(Ambarish Raghuvanshi)
Interim Chief Financial Officer

Date: May 22, 2026
Place: Noida



InfoEdge: Q4 Revenue up 17% YoY; Operating margins improve 639 bps YoY, Cash generation remains robust

New Delhi, 22nd May 2026: Info Edge (India) Limited (NSE: Naukri, BSE: Naukri, 532777) reported its Audited Standalone and Consolidated Financial Results for the quarter and fiscal year ended March 31st, 2026.

Info Edge (India) Limited reported revenue from operations of Rs 805.1 crore on a standalone basis for the quarter ended March 31st, 2026, a year-over-year growth of 17.2%. The operating profit grew by 39.4% YoY to Rs 322.7 crore, and the operating profit margin was 40.1% of revenue in Q4FY26. The standalone business generated cash from operations (before taxes) of Rs 621.1 crore during the quarter.

For the full-year FY2025-26, the revenue from operations for the standalone business grew by 15.0% YoY to Rs. 3,052cr, and operating profit grew by 16.9% to Rs. 1,137.7cr. The cash generated from operations (before taxes) for the full year was Rs. 1,469.3cr. Revenue from the recruitment business grew by 13.8% YoY, and from non-recruitment businesses combined grew by 18.6% YoY for FY2025-26.

While announcing the results, Mr. Hitesh Oberoi, Managing Director and Chief Executive Officer, said, "FY26 was a steady year. Topline grew at a measured pace, and operating margins improved through the year, especially in the Recruitment business. 99acres and Jeevansathi continued to gain market share and strengthen their market positions. We also made significant progress in deploying AI across our businesses, deepening its usage in matching, recommendations, and developing new AI-native products and features, improving the value we deliver to users and customers."

Mr. Ambarish Raghuvanshi, CFO, said, "FY26 saw steady improvement across key financial metrics. Revenue grew by 15%, and operating profit by 17% for the Standalone business. Cash generated from operations (pre-tax) from the Recruitment business was Rs. 1,513cr, and our non-recruitment businesses on a combined basis were also cash profitable for the full year."

For Further Information, please contact:

Parul Sharma, parul.sharma@value360india.com 8130830941

Himanshi Nirwan, Himanshi@value360india.com 70426 11906

Jagriti Kashyap, Jagriti@value60india.com 9560354785

infoedge

Earnings Presentation

Quarter and Financial Year ended March 31, 2026



99acres

Jeevansathi



Disclaimer

By attending the meeting/telephonic call where this presentation is made, you agree to be bound by the trailing restrictions regarding the information disclosed in this presentation. This presentation has been prepared by Info Edge (India) Limited (the “**Company**”) solely for information purposes without any regard to any specific objectives, financial situations or information needs of any particular person and does not constitute a recommendation regarding the securities of the Company.

This presentation, its contents and any oral information provided in connection with this presentation are strictly confidential and should not be copied, published or reproduced in any form or distributed, disseminated or disclosed, in whole or part, by recipients directly or indirectly to any other person. Failure to comply with this restriction may constitute a violation of applicable securities laws.

This presentation contains certain statements that are or may be forward-looking statements. These statements include descriptions regarding the intent, belief or current expectations of the Company or its directors and officers with respect to the results of operations and financial condition of the Company. These statements can be recognized by the use of words such as “expects,” “plans,” “will,” “estimates,” “projects,” or other words of similar meaning. Such forward-looking statements are not guarantees of future performance and involve risks and uncertainties, and actual results may differ from those in such forward-looking statements as a result of various factors and assumptions which the Company believes to be reasonable in light of its operating experience in recent years. The risks and uncertainties relating to these statements include, but not limited to, risks and uncertainties, regarding fluctuations in earnings, our ability to manage growth and competition, among others. The Company does not undertake any obligation to revise or update any forward-looking statement that may be made from time to time by or on behalf of the Company. Any investment in securities issued by the Company will also involve certain risks. There may be additional material risks that are currently not considered to be material or of which the Company, its promoters, any placement agent, their respective advisers or representatives are unaware. Against the background of these risks, uncertainties and other factors, viewers of this presentation are cautioned not to place undue reliance on these forward-looking statements. The Company, its promoters, any placement agent, their respective advisers or representatives assume no responsibility to update forward-looking statements or to adapt them to future events or developments. Accordingly, any reliance you place on such forward-looking statements will be at your sole risk.

The information contained in this presentation has not been independently verified. The information in this presentation is in summary form and does not purport to be complete. No representation, warranty, guarantee or undertaking, express or implied, is or will be made as to, and no reliance should be placed on, the accuracy, completeness, correctness or fairness of the information, estimates, projections and opinions contained in this presentation. Potential investors must make their own assessment of the relevance, accuracy and adequacy of the information contained in this presentation and must make such independent investigation as they may consider necessary or appropriate for such purpose. Such information and opinions are in all events not current after the date of this presentation. Further, past performance of the Company is not necessarily indicative of its future results. Any opinions expressed in this presentation or the contents of this presentation are subject to change without notice. This presentation should not be construed as legal, tax, investment or other advice. Neither the Company or its promoters, nor any placement agent or their respective advisers or representatives shall have any responsibility or liability whatsoever (for negligence or otherwise) for any loss howsoever arising from this presentation or its contents or otherwise arising in connection therewith. The information set out herein may be subject to updating, completion, revision, verification and amendment and such information may change materially. Neither the Company, its promoters, any placement agent, nor any of their respective advisers or representatives is under any obligation to update or keep current the information contained herein.

This presentation does not constitute or form part of and should not be construed as, directly or indirectly, any advertisement, offer or invitation or inducement to sell or issue, or any solicitation of any offer to purchase or subscribe for, any securities of the Company by any person whether by way of private placement or to the public, in any jurisdiction, including in India, the United States, Australia, Canada or Japan, nor shall it or any part of it or the fact of its distribution form the basis of, or be relied on in connection with, any investment decision or any contract or commitment therefor. Investing in securities involves certain risks and potential investors should note that the value of the securities may go down or up. Accordingly, potential investors should obtain and must conduct their own investigation and analysis of the relevant information carefully before investing.

Securities of the Company may not be offered or sold in the United States, except pursuant to an applicable exemption from, or in a transaction not subject to, the registration requirements under the United States Securities Act of 1933, as amended (the “**Securities Act**”). By reviewing this presentation, you are deemed to have represented and agreed that you and any person you represent are not a U.S. person (as defined in Regulation S under the Securities Act) and are outside of the United States and not acting for the account or benefit of a U.S. person.

This presentation is not a prospectus, a statement in lieu of a prospectus, an offering circular, an advertisement or an offer document under the Companies Act, 2013, the Securities and Exchange Board of India (Issue of Capital and Disclosure Requirements) Regulations, 2018, each as amended, or any other applicable law in India.

This presentation contains the Company’s audited financial information as at and for the period ending March 31, 2026 and as at and for the quarter ended March 31, 2026. Investors should be aware that such financial information may be subject to certain adjustments during the course of audit/review and the audited/reviewed financial statements of the Company, when announced, may differ from those contained in this presentation.

In this presentation:

- All figures mentioned are for the Company as a standalone entity and are as of March 31, 2026 or for the quarter ended March 31, 2026, unless indicated otherwise.
- Q4FY26 or Q4FY25-26 means the period commencing on January 01, 2026, and ending on March 31, 2026.
- FY24 or FY23-24 or FY2024 means the Financial Year starting April 01, 2023, and ending March 31, 2024.
- FY25 or FY24-25 or FY2025 means the Financial Year starting April 01, 2024, and ending March 31, 2025.
- FY26 or FY25-26 or FY2026 means the Financial Year starting April 01, 2025, and ending March 31, 2026.
- 1 Crore = 10 Million = 100 Lakh.

Standalone Financial Performance

IEIL Standalone performance (Q4FY26) – At a glance

Rs. 1,057cr

Billings
(YoY +7.4%)

Rs. 323cr

Operating Profit
(YoY +39.4%)

Rs. 621cr

Cash from Operations
(before Taxes)
(YoY +15.8%)

Rs. 4,963cr

Cash Balance²
as of March 31, 2026

Rs. 805cr

Revenue from Operations
(YoY +17.2%)

40.1%

Operating Profit Margin

Rs. 4.59

Earning per share¹ – Q4FY26
(YoY +20.0%)

6,000

Employee count
as of March 31, 2026

Key highlights regarding standalone financial performance for Q4FY26

- 1.** Revenue growth was 17.2% YoY in Q4 for the Company
Total deferred sales revenue was Rs. 1,498cr as of March 31, 2026

 - 2.** Standalone operating profit margins were 40.1% in Q4FY26; YoY improvement by 639bps

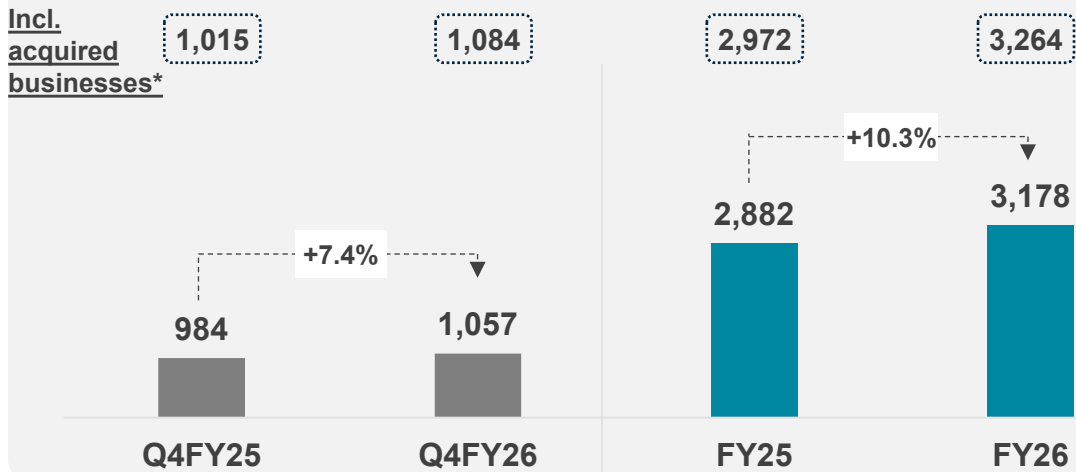
 - 3.** Earning per share¹ (EPS) in Q4FY26 was Rs. 4.59; YoY growth of 20.0%

 - 4.** Cash generated from operations (before taxes) of Rs. 621.1cr in Q4FY26
Cash balance as of March 31, 2026 on a standalone basis (incl. wholly owned subsidiaries) was Rs. 4,963cr

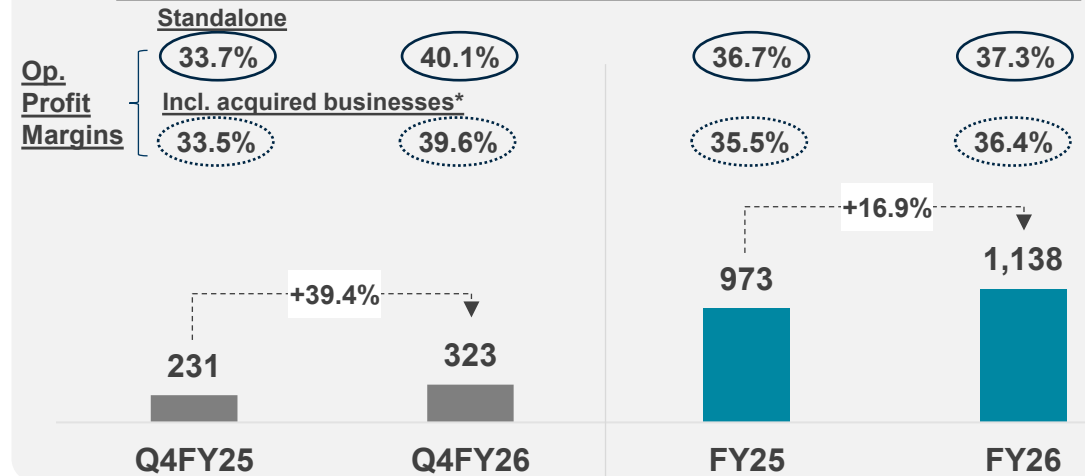
 - 5.** Employee count as of March 31, 2026 was 6,000
-

InfoEdge Q4FY26 highlights: Revenue grew by 17%, while operating profit margins improved 639bps YoY

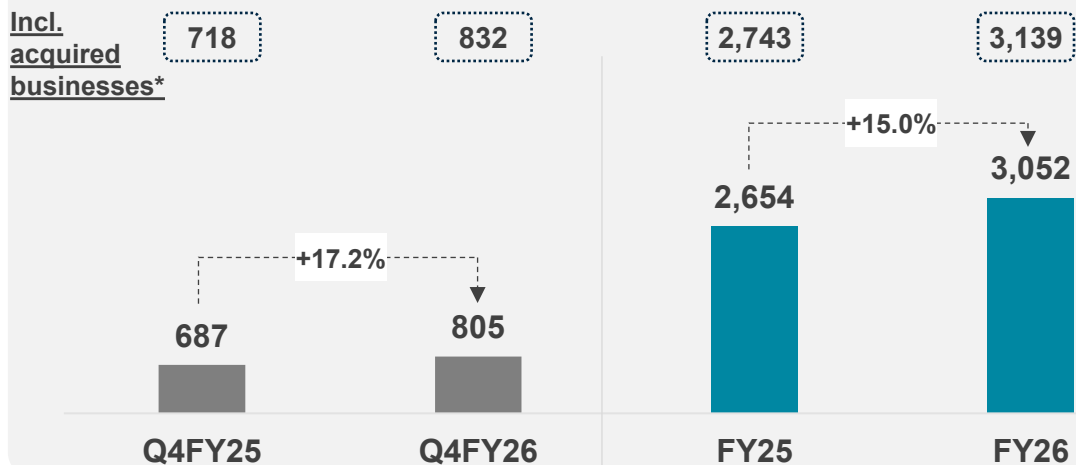
Billings (Rs. Cr)



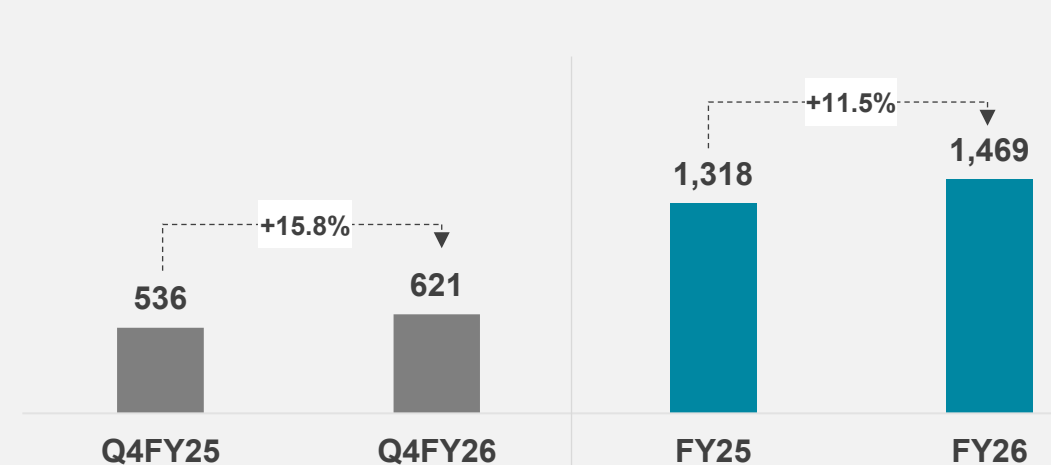
Operating profit (Rs. Cr) and margins (%)



Revenue from operations (Rs. Cr)



Cash from operations (before taxes) (Rs. Cr)



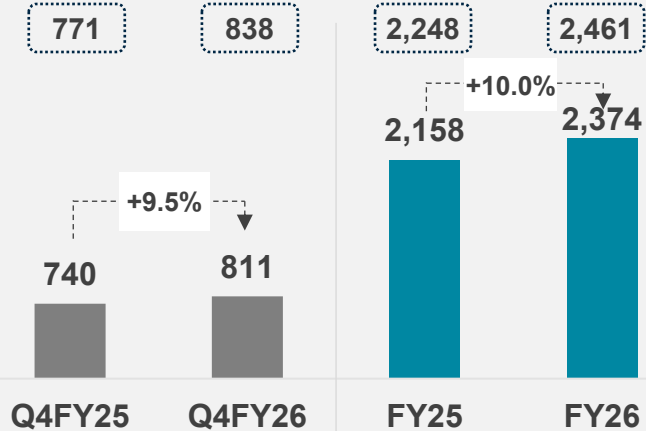


Business Segments Financial Performance

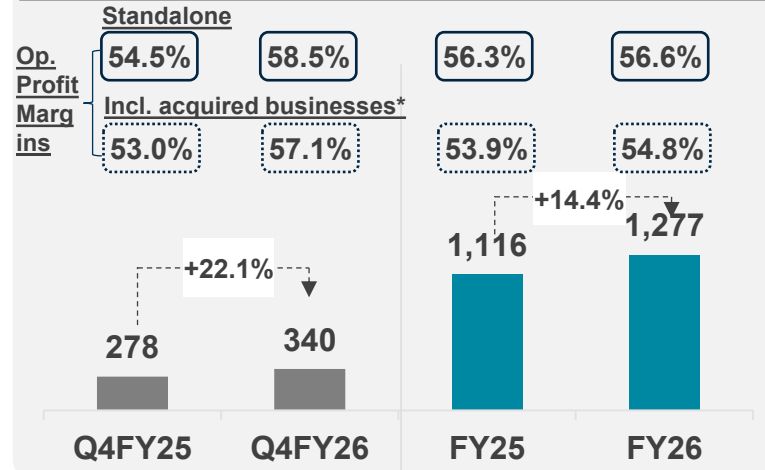
Recruitment business: Billings grew by 9.5% YoY, while operating profits improved by 404bps YoY in Q4FY26

Billings (Rs. Cr)

Incl. acquired businesses*

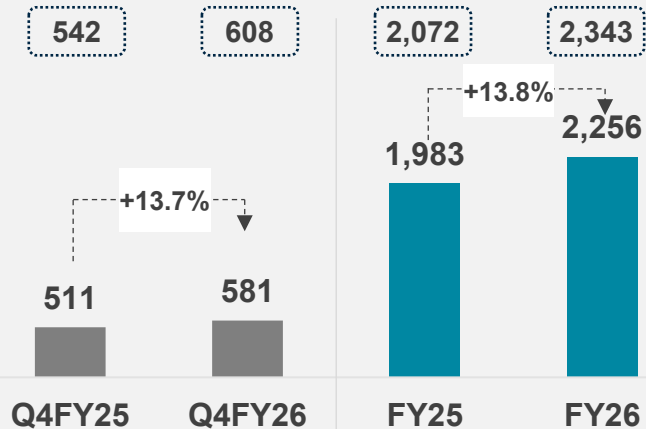


Op. profit (Rs. Cr) & margin (%)

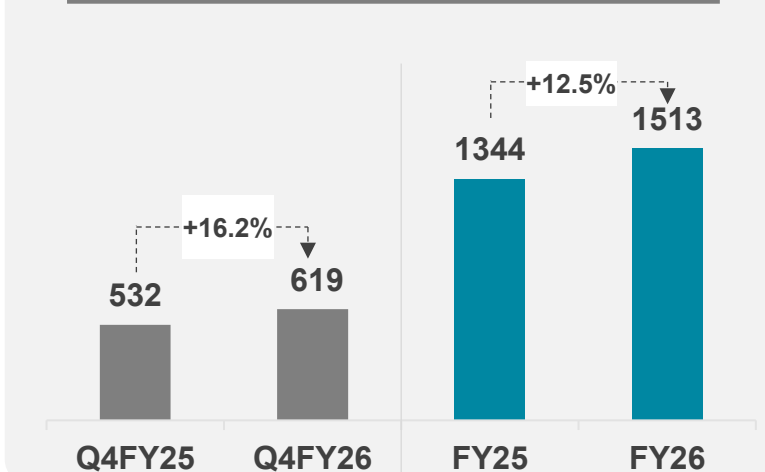


Revenue from operations (Rs. Cr)

Incl. acquired businesses*



Cash from operations¹ (Rs. Cr)

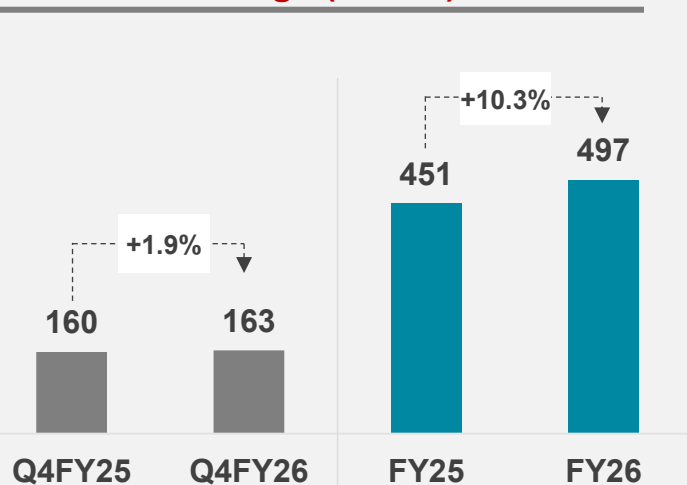


Q4FY26 highlights

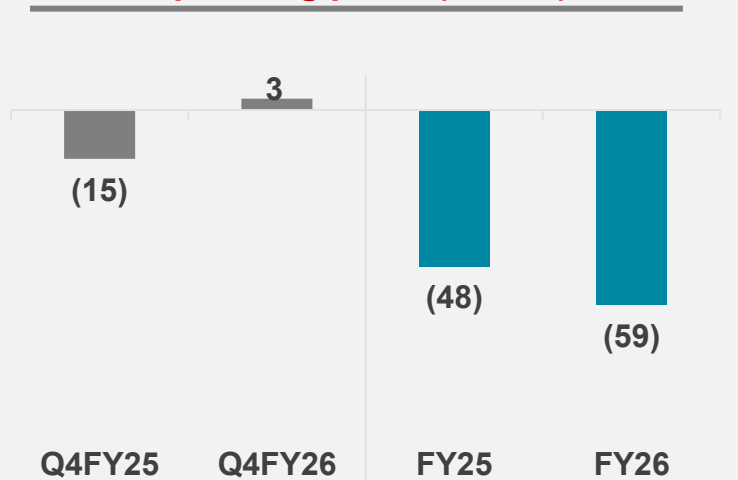
- Overall billings growth of 10% YoY.
- Tech, IT, & BPM segments combined grew at 6% YoY, Recruitment Consultants grew at 8%, Other Sectors grew at 14%, while GCCs de grew by 1% in Q4
- In full-year FY26, Tech, IT, & BPM segments combined grew at 8% YoY, Recruitment Consultants grew at 6%, Other Sectors grew at 8%, while GCCs grew by 10%
- Billings of Naukri B2C business grew at 33% and Naukri Gulf grew at 9% YoY.
- Naukri database is now comprised of 115 million resumes; Avg. number of resumes added daily was 21k in Q4FY26.
- Excluding JobHai, the recruitment margins were around 61% Q4FY26.

99acres: Business continued to gain market share; Transitional impact on Q4 billings

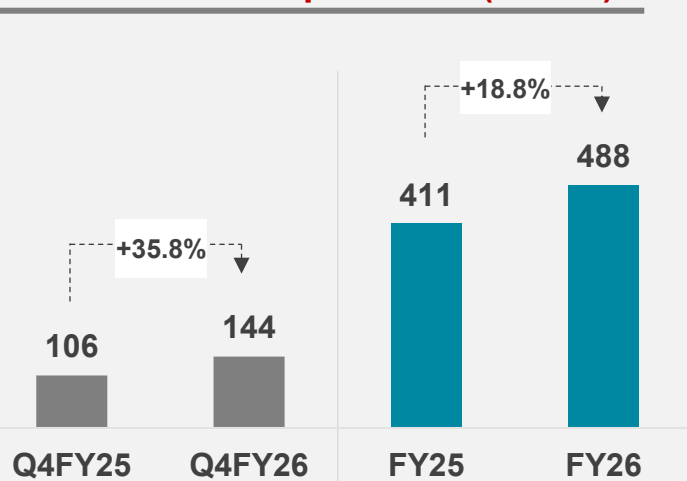
Billings (Rs. Cr)



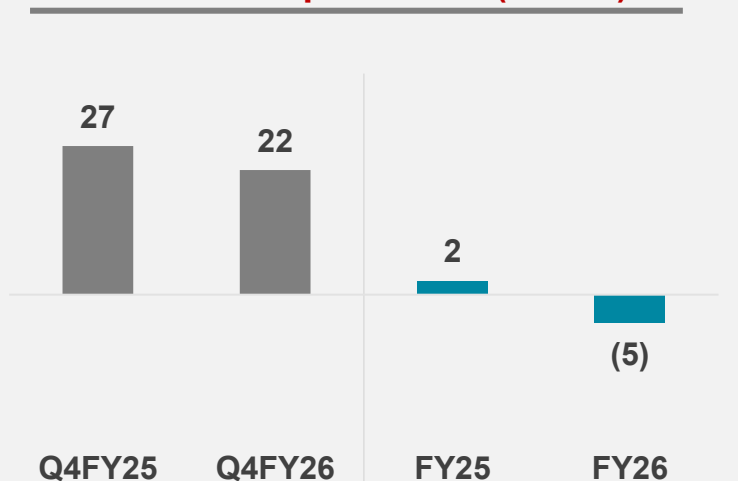
Operating profit (Rs. Cr)



Revenue from operations (Rs. Cr)



Cash from operations¹ (Rs. Cr)

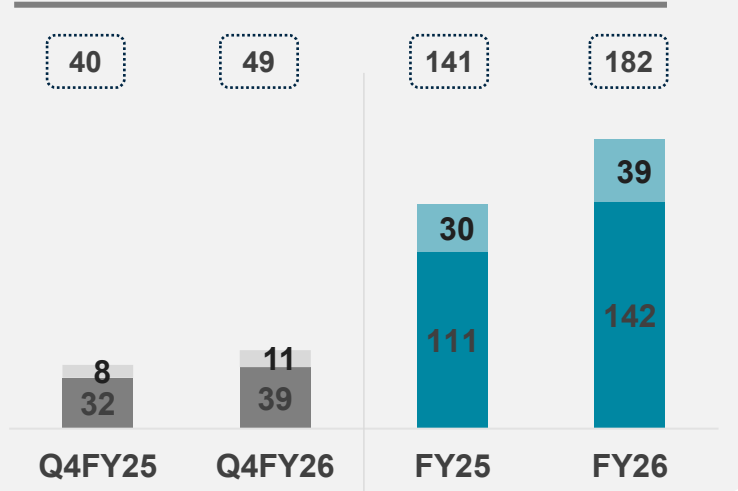


Q4FY26 highlights

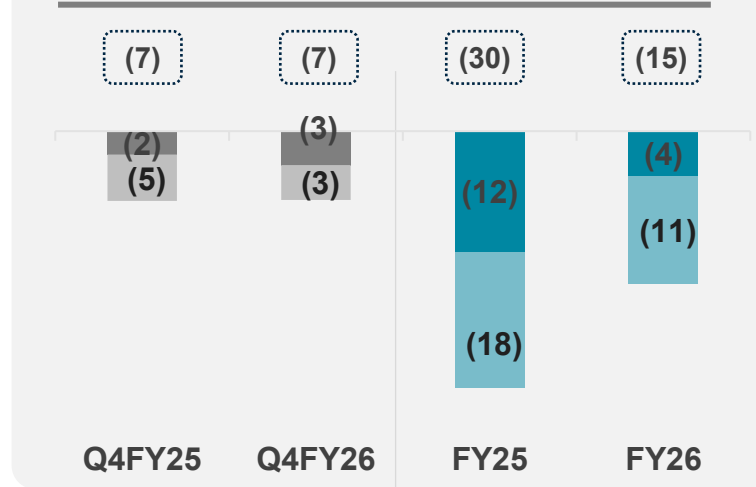
- Live New project listings grew 28% YoY in Q4, and live resale plus rental listings from brokers grew 35% YoY in Q4.
- Continue to grow faster vis-à-vis other classified players and gain market share.
- Web Traffic-time share increased to 49% in Q4FY26 vs 46% in Q3FY26.
- App traffic-time in Q4FY26 was 54%, while iOS traffic-time share was 67% in Q4.

Matchmaking (Jeevansathi + Aisle): Billings momentum continued in Q4 with 23% YoY growth, as the business continued to generate operating cash flows

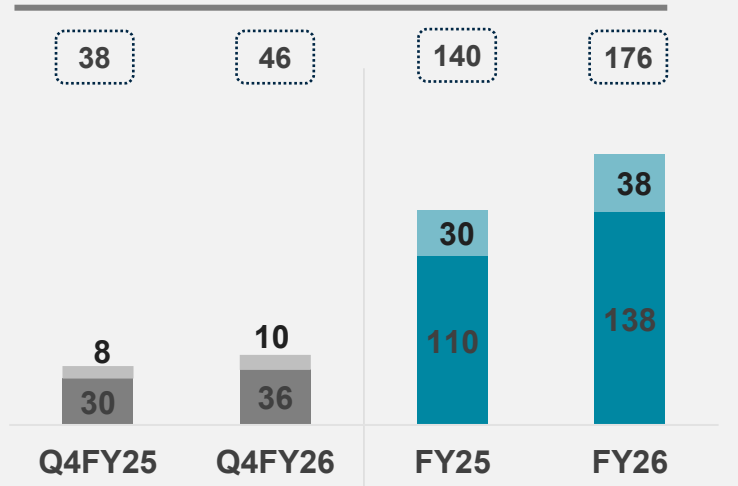
Billings (Rs. Cr)



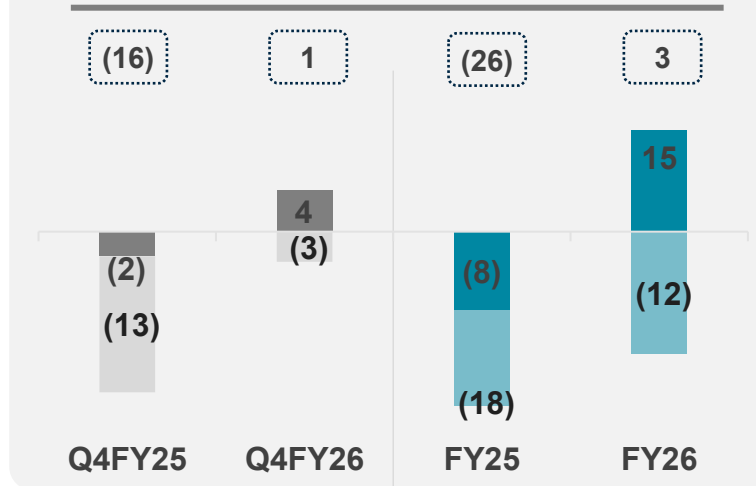
Operating profit (Rs. Cr)



Revenue from operations (Rs. Cr)



Cash from operations¹ (Rs. Cr)

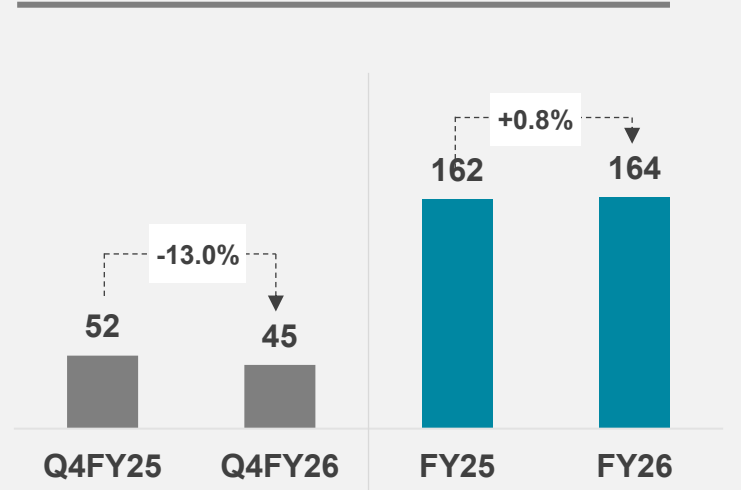


Q4FY26 highlights

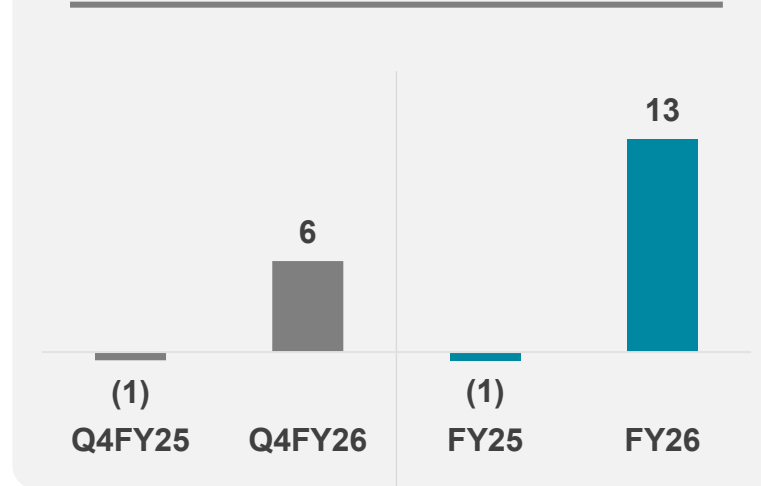
- The matrimonial industry remains competitive, with the top 3 players seeking to expand their market share.
- Key metrics like acceptances and two-way chats on the platform continue to remain healthy in Jeevansathi.
- Aisle grew at 30%+ in the quarter. Arike, the Malayalam-focused app, is growing at an even faster pace.
- Jeevansathi continued to generate cash from operations in Q4 as well.

Shiksha: Billings de-grew by 13% YoY in Q4, while the business was profitable at the operating level

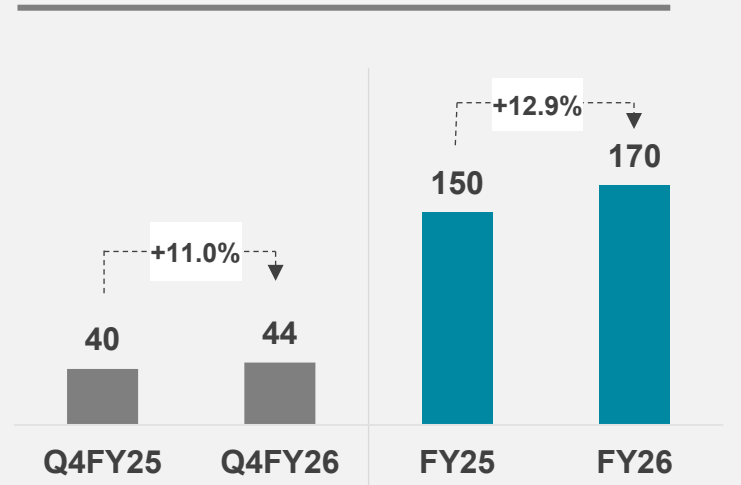
Billings (Rs. Cr)



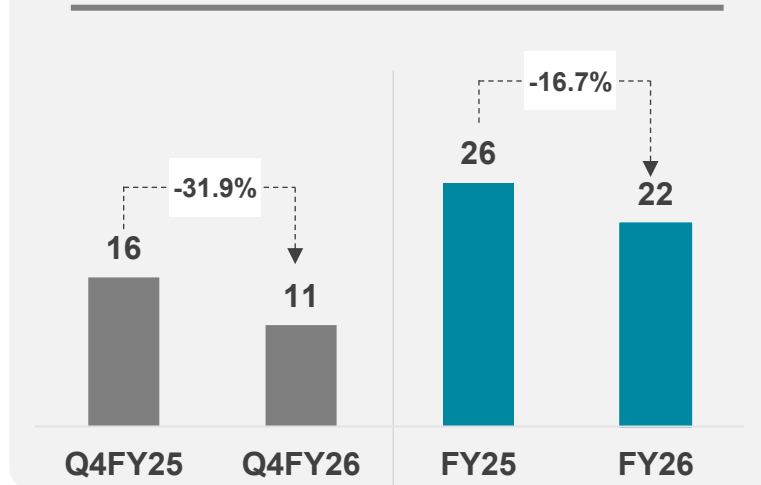
Operating profit (Rs. Cr)



Revenue from operations (Rs. Cr)



Cash from operations¹ (Rs. Cr)



Q4FY26 highlights

- In Q4FY26, billings de-grew by 13% YoY, while revenue grew by 11% YoY.
- Domestic private universities and colleges continue to expand the course offerings beyond engineering with more choices available to students.
- Shiksha continues to invest in creating more comprehensive, student-friendly content, strengthening domestic counselling capabilities, and building deep domain expertise in this segment.

Consolidated Financial Performance

Summary of consolidated financial performance for Q4FY26



At the consolidated level, the net sales for the Company stood at Rs. 869.0 cr in Q4FY26 versus Rs. 749.6cr for Q4FY25.



The total comprehensive loss was Rs. 6,217.2 Cr in Q4FY26 vs. loss of Rs. 9,710.0 cr in Q4FY25.



Profit before tax (without exceptional items) in Q4FY26 was Rs 798.5 cr, compared to Rs 716.1 Cr in Q4FY25.

A large teal arrow pointing to the left, containing the text 'Operational Highlights' in white.

Operational Highlights

Core Operating Businesses

Recruitment



Real Estate

99acres

Matchmaking

Jeevansathi

Education



Strategic Investments




Financial Investments



Find your dream job now

5 lakh+ jobs for you to explore

| ▾ |



Recruitment business – Key operating highlights

Recruitment business – Key highlights

Dominant Traffic Share among peers

Rs. 811cr

Q4FY26 Billings

58.5%

Q4FY26 Operating Profit margin

75%+

Traffic Share¹

~55k

Billed Customers²

21k+

Resumes added daily²

295k

Job seekers availed premium services²

Rs. 340cr

Q4FY26 Operating Profit

Rs. 619cr

Q4FY26 Cash from Operations³

115 million

Resume database²

666k


Job listings²

764k

Resumes modified daily²

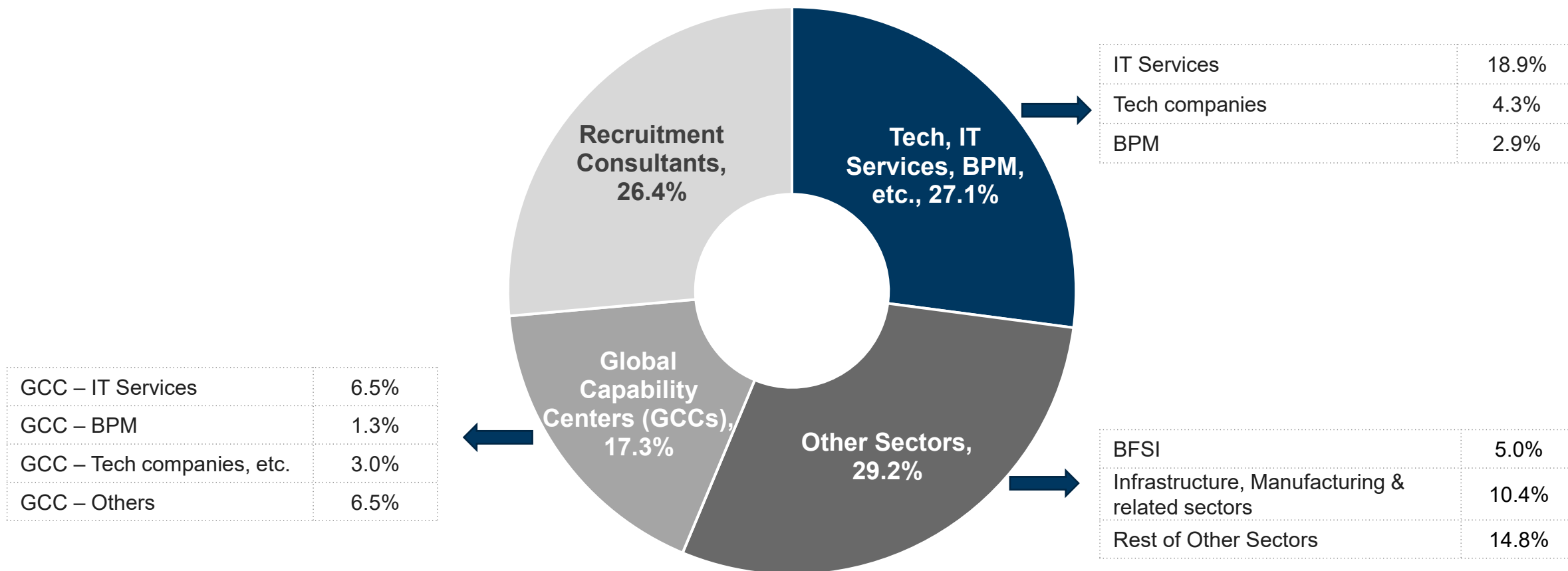
960k

Avg. resume searches daily²



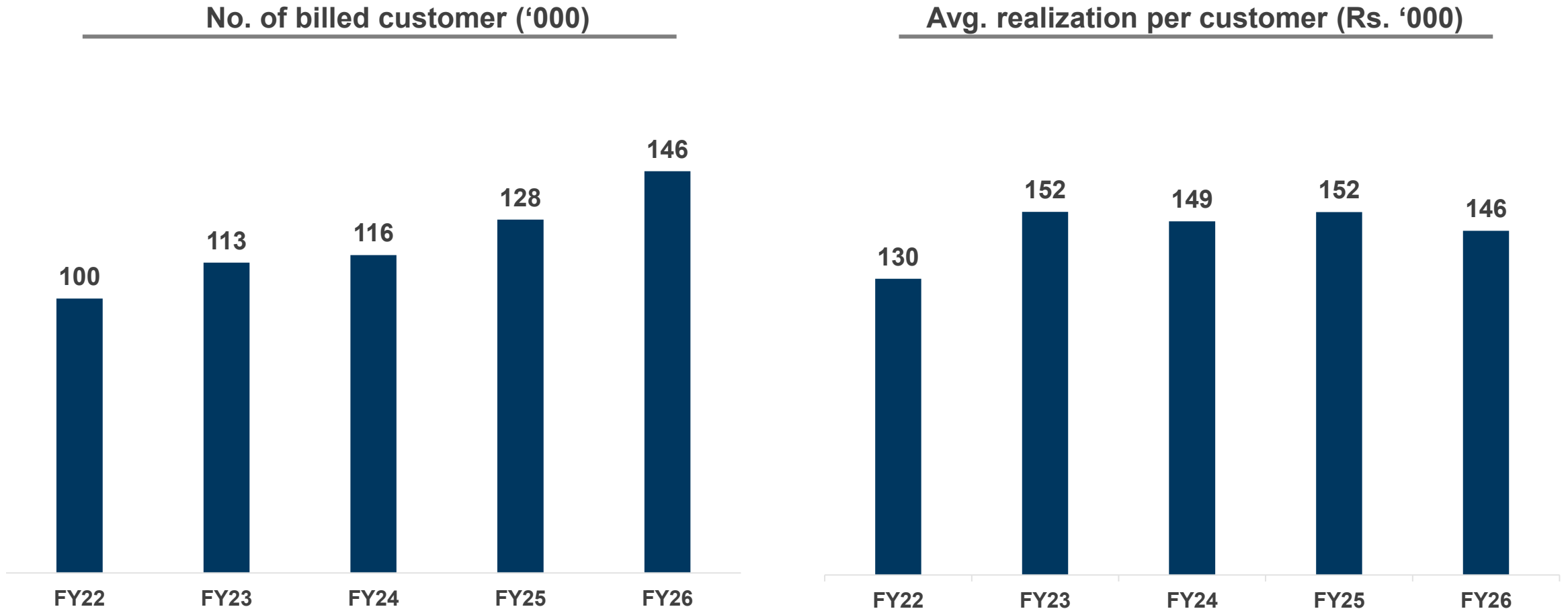
Breakdown of billings by customer type

Distribution of Recruitment India B2B business billings by customer type for FY26



Direct contribution from IT Services (incl. IT services and GCC IT Services companies) is ~25%
Overall contribution from IT Services incl. Direct and through Consultants on a pro-rata basis would be 30-35%

Growing customer base along with enhancing avg. realization per customer



Customer growth of ~14% was driven by deeper Tier-2/3 penetration and higher SMB client additions, resulting in marginally lower average realization



Ghar lena ho ya bechna
99acres se hi puchna

Buy Rent PG / Co-living Commercial Coworking Plots/Land **NEW** Projects

All Residential ▾ 🔍 Search "3 BHK for sale in Mumbai" 🏠 🗣️ 🔍 Search

Continue browsing...

🏠 Buy in Dwarka Delhi 📍 Explore New City

👤 Guest User

Your Recent Activity

Projects in High Demand

The most explored projects in Dwarka Delhi



Goyal Premium Builder Floor

3,4 BHK Apartment in Sector 17 Dwarka, Dwarka Delhi

₹ 60 Lac - 1.1 Crore



Garur Golf Island

4 BHK Apartment in Sector 19B Dwarka, Dwarka Delhi

₹ 6 Crore



Goyal Premium Builder Floor

2,3 BHK Apartment in Sector 15 Dwarka, Dwarka Delhi

₹ 27 - 76.67 Lac

Goyal Premium Builder Floor

1,2,3 BHK Apartment in Sector 15 Dwarka, Dwarka Delhi

₹ 25 - 45 Lac



+ EXPERT OPINIONS

Visit Now

Real Estate business –
Key operating highlights

99acres – Key highlights

Rs. 163cr

Q4FY26 Billings

1.9%

YoY Billings growth (Q4FY26)

Rs. 3cr

Q4FY26 Operating Profit

Rs. 22cr

Q4FY26 Cash flow from operations

199k+¹

Total projects

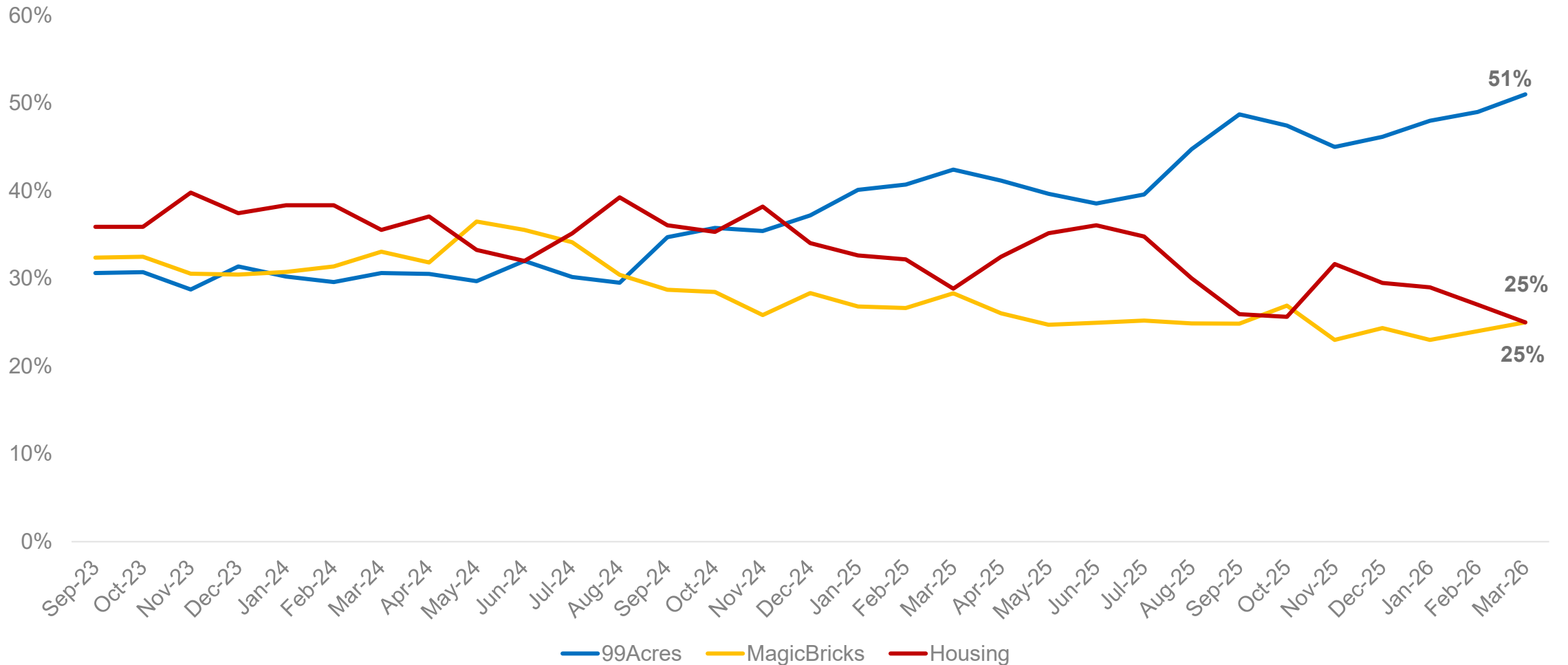
1.3Mn+²

Total listings



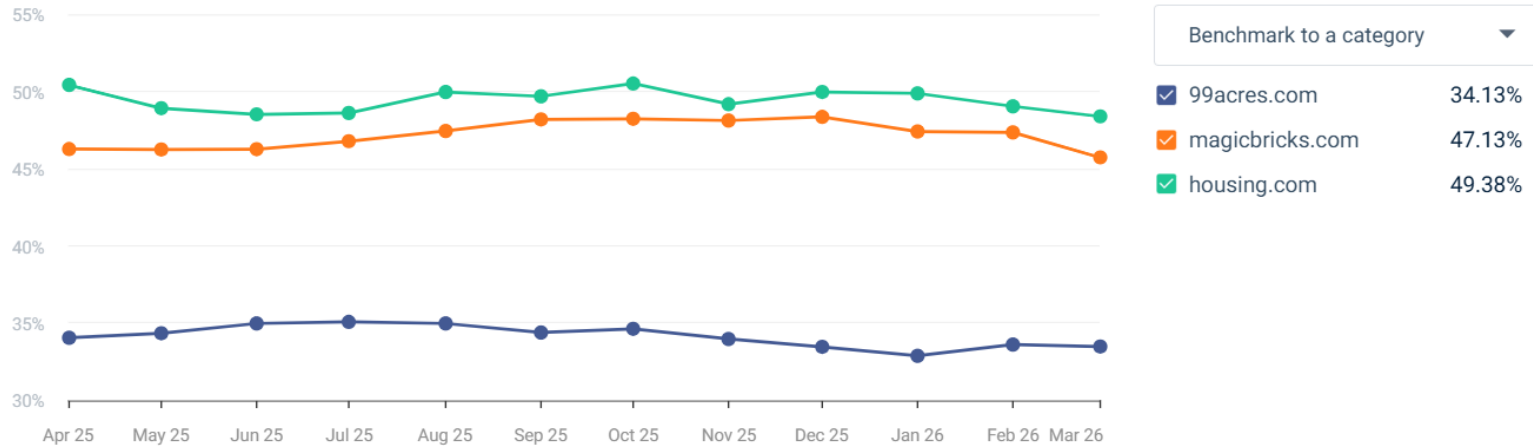
99Acres traffic time share

Overall traffic (from desktops & laptops, web mobile)

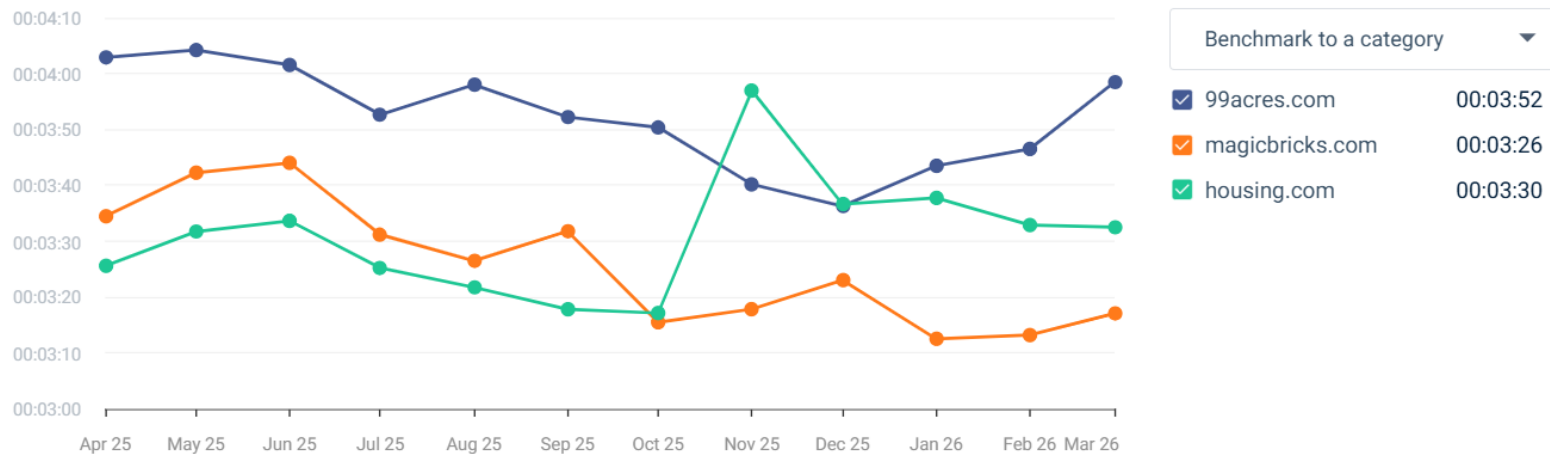


Buyers & Tenants spend more time on 99acres with lower/similar bounce rate vs most competitors

Lower bounce rate on 99Acres platform demonstrating the high quality of traffic

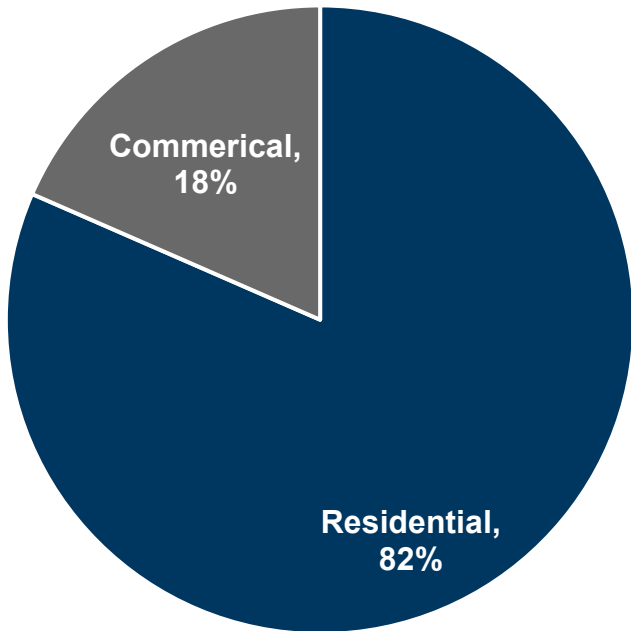


Higher time spent by buyers and tenants on 99Acres platform demonstrating high engagement



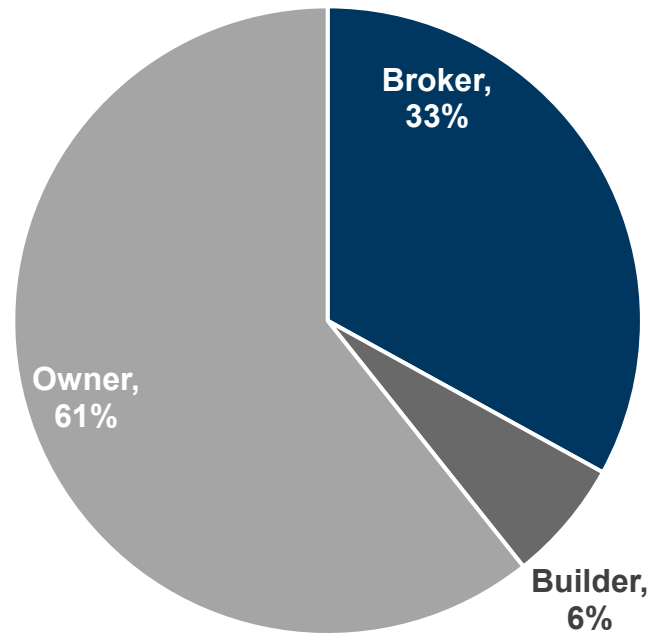
Key business metrics for 99acres

Distribution of total 1.3Mn+ listings



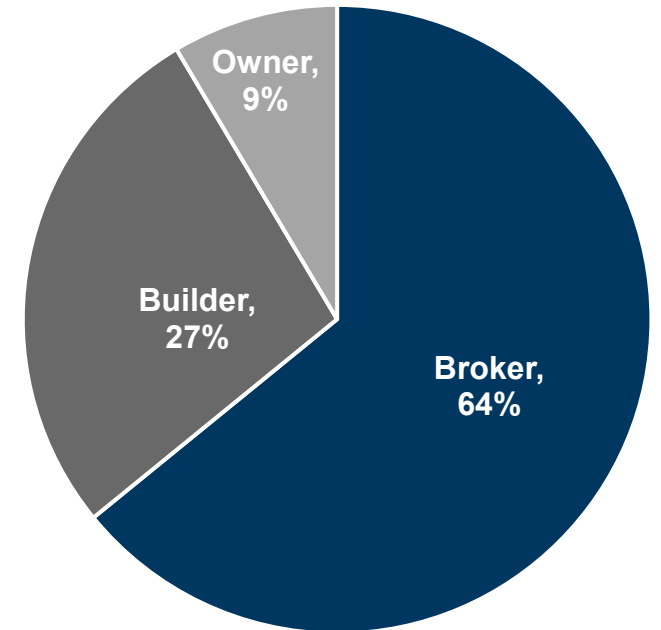
As of March 31, 2026

Distribution of 97.5K total customer base



April'25 to March'26

Billing breakdown by customer type



April'25 to March'26

Create Profile For

Select ▾

Email Address

someone@example.com

Mobile No.

+91 ▾

Create Password

Now, chat for free

Finding your perfect match just became easier

Matrimony business – Key operating highlights

MORE THAN 20 YEARS OF

Bringing People Together

Jeevansathi – Key highlights

Rs. 39cr

Q4FY26 Billings

21%+ 

YoY Billings growth (Q4FY26)

Rs. (3cr)


Q4FY26 Operating Profit

Rs. 4Cr

Q4FY26 Cash flow from operations

90%+

User traffic & time spent on Android and iOS apps





Search Colleges, Courses, Exams, QnA, & Articles

Search

Ask a query on 8826978451

MBA ▾ ENGINEERING ▾ MEDICAL ▾ DESIGN ▾ MORE ▾ STUDY ABROAD ▾ COUNSELING ▾ SHIKSHA ONLINE ▾

Login Sign Up

Find Colleges, Courses & Exams that are Best for You

61,000+ Colleges • 3,95,000+ Courses • 4,95,000+ Reviews • 950+ Exams

Search Colleges, Courses, Exams, Questions and Articles

Search

Education business – Key operating highlights

Shiksha – Key highlights



A large teal arrow pointing to the left, containing the word "Investments" in white text.

Investments

Financial Investments in technology-based Startups

Investments in Listed Entities



Shareholding: 12.43%



Shareholding: 12.12%

Balance sheet investments in Unlisted Entities

21 active financial investments in the portfolio.
Total carrying value of Rs. 781cr

InfoEdge – Venture Funds

Focused on Indian tech-driven and tech-enabled startups across sectors

Fund Name	Fund Corpus ¹ (INR Cr)
IE Venture Fund I (including follow on)	1,514
IE Venture Investment Fund II	1,272
Capital 2B Fund I	638
IE Venture Investment Fund III	1,135
B8 Fund I	250
A88 Fund I	250

Financial Investment Portfolio

Financial Investments - Listed Companies

Investee Company	Carrying value of investment as of March 31, 2026 (Rs. Cr.)	Diluted and converted shareholding %
Eternal	146.5	12.43%
PB Fintech	575.8	12.12%
Total	722.3	

Strategic Investments

Investee Company	Prominent Domain name	Carrying value of investment as of March 31, 2026 (Rs. Cr.)	Diluted and converted shareholding % (Actual)
Aisle Network Private Limited	https://www.aisle.co/	97.6	100.00%
Zwayam Digital Private Limited	https://www.zwayam.com/	140.4	100.00%
Axilly Labs Private Limited	https://doselect.com/	23.0	100.00%
Terralytics Analysis Private Limited	https://www.tealindia.in/	10.2	23.03%
Sunrise Mentors Private Limited	https://www.codingninjas.com/	120.2	54.64%
NoPaperForms Solutions Private Limited	https://www.meritto.com/	33.7	47.90%
Total		425.1	

We may from time to time consider various investment / asset monetization opportunities, as we had done in past, However there can be no assurance regarding whether we will able to complete such investments / asset monetization opportunities on commercial terms acceptable to us, or at all..

Financial Investment Portfolio

Financial Investments - Unlisted Companies

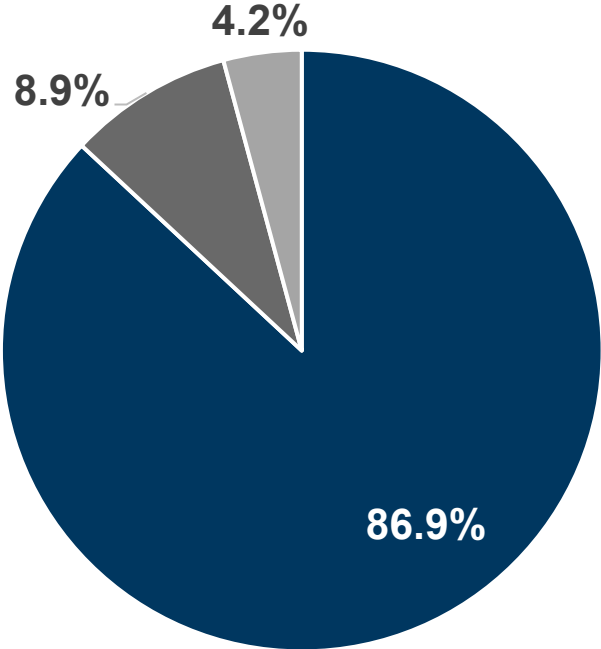
Investee Company	Prominent Domain names	Carrying value of investment as of March 31, 2026 (Rs. Cr.)	Diluted and converted shareholding % (Actual)
Akshamaala Solutions private Limited	https://unnati.ag/	126.7	20.25%
Shop Kirana E Trading Private Limited	http://shopkirana.com/	127.2	26.14%
Metis Eduventures Private Limited	https://www.adda247.com/	144.2	25.88%
Llama Logisol Private Limited	https://shipsy.in/	68.4	22.55%
Crisp Analytics Private Limited	https://lumiq.ai/	2.7	2.50%
Unbox robotics Labs Private Limited	https://unboxrobotics.com/	58.4	9.29%
Attentive AI Solutions Private Limited	https://attentive.ai/	3.7	4.43%
Brainsight Technology Private Limited	https://www.brainsightai.com/	5.1	5.27%
Ray IOT Solutions Inc.	https://www.rayiot.org/	6.9	12.63%
Skylark Drones Private Limited	https://skylarkdrones.com/	1.2	1.13%
String Bio Private Limited	https://www.stringbio.com/	16.5	0.93%
Sploot Private Limited	https://sploot.space/	13.9	31.90%
Vyuti Systems Private Limited	https://www.cynlr.com/	10.3	5.06%
Ubify Technologies Private Limited	https://eplane.ai/	12.8	4.06%
VLCC	https://vlcc.com/	53.8	1.24%
SkyServe Inc.	https://www.skyserve.ai/	4.2	5.55%
Nexstem India Private Limited	https://www.nexstem.ai/	8.5	5.00%
Greytip Software Private Limited	https://www.greythr.com/	65.0	18.70%
Bharat Semi Systems Private Limited	https://bharatsemi.in/	26.1	3.69%
Aina computer Inc		18.3	9.30%
Genoscope Private Limited	https://www.genoscope.co.in/	7.0	16.80%
Total		780.9	



Balance Sheet Summary & Data Sheet

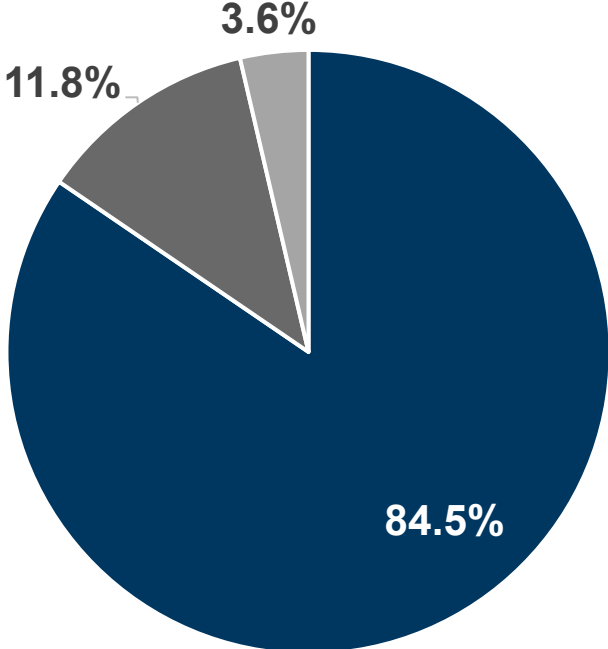
Standalone Balance Sheet Summary as of March 31, 2026

Assets (Total: Rs. 41,106 cr)



- Investments
- Cash & Cash Equivalents
- Other Operating Assets

Liabilities (Total: Rs. 41,106 cr)



- Shareholder's Equity
- Other Liabilities & Provisions
- Deferred Sales Revenue / Customer Advances

Data sheet – Q4FY26 (1/2)

As at end of/ during	Q4FY26	Q3FY26	Q2FY26	Q1FY26	Q4FY25	Q3FY25	Q2FY25	Q1FY25	Q4FY24	Q3FY24	Q2FY24	Q1FY24	Q4FY23	Q3FY23	Q2FY23	Q1FY23	FY26	FY25	FY24	FY23
Key business metrics																				
Naukri																				
Number of resumes on Naukri (in millions)	115	113	111	108	106	104	103	100	98	96	94	91	89	88	86	84	115	106	98	89
Average number of resumes added daily (in '000)	21	20	26	26	22	19	25	22	28	20	24	23	20	20	23	20	23	22	24	21
Average number of resumes modified daily (in '000)	764	663	735	688	645	498	624	572	562	482	495	498	479	420	491	411	713	585	509	450
Number of billed customers* (in '000)	55	48	46	47	50	42	42	41	43	38	40	40	43	38	40	41	146	128	116	113
Billing distribution*																				
- Tech, IT Services, BPM, etc.	27.9%	24.8%	27.9%	27.5%	30.0%	24.0%	29.4%	27.6%	30.1%	25.3%	28.4%	29.8%	27.9%	25.6%	29.4%	33.9%	27.1%	28.0%	28.6%	29.0%
- Other Sectors	26.5%	31.6%	31.9%	28.8%	25.3%	33.8%	32.7%	29.3%	25.1%	33.5%	32.2%	27.2%	24.9%	31.9%	28.2%	22.8%	29.2%	29.7%	29.0%	26.8%
- Recruitment Consultants	27.9%	25.4%	25.0%	27.0%	26.1%	24.8%	23.6%	27.6%	26.6%	25.9%	24.5%	28.8%	29.3%	28.2%	28.4%	29.2%	26.4%	25.5%	26.5%	28.8%
- GCCs	17.7%	18.2%	15.2%	16.7%	18.5%	17.4%	14.3%	15.5%	18.2%	15.3%	14.9%	14.2%	18.0%	14.3%	14.0%	14.1%	17.3%	16.7%	16.0%	15.4%
99acres																				
Number of listings free + paid (in '000)	1,733	1,591	1,580	1,544	1,387	1,183	1,162	1,103	1,081	1,007	1,134	1,163	1,191	1,077	1,052	1,109	6,449	4,835	4,384	4,428
Number of paid listings (in '000)	1,269	1,179	1,140	967	929	832	772	733	735	688	699	664	733	736	621	604	4,555	3,266	2,786	2,693

^as on 5th April 22

*Numbers for billed customers and billing distribution are for Recruitment India B2B business.

Data sheet – Q4FY26 (2/2)

As at end of/ during	Q4FY26	Q3FY26	Q2FY26	Q1FY26	Q4FY25	Q3FY25	Q2FY25	Q1FY25	Q4FY24	Q3FY24	Q2FY24	Q1FY24	Q4FY23	Q3FY23	Q2FY23	Q1FY23	FY26	FY25	FY24	FY23
Key financial metrics																				
Segment Billing (Rs mn)																				
Recruitment solutions	8,107	5,483	5,450	4,703	7,403	4,940	4,920	4,314	6,254	4,289	4,314	3,975	5,835	4,346	4,256	4,150	23,743	21,577	18,832	18,587
Real estate business	1,628	1,174	1,224	944	1,598	1,026	1,074	809	1,311	884	922	734	1,037	711	757	611	4,971	4,507	3,851	3,116
Matrimony business	386	357	335	347	319	276	259	254	258	203	197	188	205	171	169	176	1,424	1,109	846	721
Education business	451	458	281	448	518	441	249	415	447	393	257	333	409	278	248	304	1,637	1,624	1,430	1,239
Total Billing	10,571	7,472	7,290	6,442	9,838	6,682	6,503	5,793	8,269	5,769	5,690	5,230	7,486	5,507	5,429	5,242	31,775	28,817	24,959	23,663
Segment Revenue (Rs mn)																				
Recruitment solutions	5,813	5,749	5,582	5,415	5,112	5,049	4,949	4,715	4,523	4,505	4,560	4,464	4,376	4,368	4,181	3,871	22,559	19,826	18,053	16,796
Real estate business	1,437	1,186	1,151	1,107	1,058	1,042	1,020	988	926	888	873	827	755	729	697	663	4,881	4,108	3,513	2,845
Matrimony business	360	347	339	337	303	271	262	262	242	220	197	194	188	179	181	229	1,383	1,098	853	776
Education business	442	364	388	504	398	353	329	424	392	341	300	358	320	277	259	313	1,698	1,504	1,391	1,169
Total revenue from operations	8,051	7,646	7,460	7,364	6,871	6,715	6,561	6,389	6,083	5,954	5,930	5,843	5,640	5,552	5,318	5,077	30,520	26,536	23,810	21,586
Deferred Sales Revenue (Rs mn)																				
Recruitment solutions	12,259	9,915	10,109	10,138	10,950	8,722	8,805	8,878	9,279	7,619	7,766	8,008	8,477	7,034	7,060	6,951	12,259	10,950	9,279	8,477
Real estate business	2,088	1,892	1,898	1,819	1,976	1,438	1,456	1,402	1,568	1,180	1,184	1,131	1,227	943	969	895	2,088	1,976	1,568	1,227
Matrimony business	239	213	203	207	197	181	176	179	187	171	188	187	194	177	184	196	239	197	187	194
Education business	390	379	291	382	443	326	251	316	326	281	224	262	288	200	196	211	390	443	326	288
Total deferred sales revenue	14,977	12,399	12,500	12,545	13,565	10,667	10,688	10,774	11,360	9,251	9,362	9,588	10,185	8,354	8,409	8,254	14,977	13,565	11,360	10,185
Segment Profit/(Loss) b/f Tax (Rs mn)																				
Recruitment solutions	3,400	3,411	3,117	2,843	2,784	2,976	2,858	2,546	2,579	2,593	2,701	2,635	2,640	2,685	2,482	2,252	12,772	11,164	10,509	10,060
Real estate business	34	(205)	(234)	(187)	(149)	(48)	(142)	(137)	(152)	(147)	(165)	(225)	(221)	(260)	(324)	(380)	(592)	(475)	(688)	(1,185)
Matrimony business	(33)	(17)	5	1	(23)	(67)	(7)	(21)	(94)	(138)	(175)	(181)	(228)	(263)	(276)	(287)	(44)	(118)	(587)	(1,054)
Education business	56	(6)	19	63	(5)	(11)	(33)	44	63	2	(28)	(10)	11	(1)	(28)	53	131	(5)	28	35
Total	3,457	3,183	2,907	2,720	2,607	2,850	2,676	2,432	2,397	2,310	2,334	2,220	2,202	2,161	1,854	1,638	12,268	10,565	9,261	7,855
Less unallocated expenses	(231)	(210)	(232)	(218)	(292)	(216)	(165)	(159)	(149)	(123)	(145)	(131)	(139)	(117)	(128)	(116)	(891)	(832)	(549)	(500)
Add unallocated income	763	811	820	960	784	781	803	770	728	650	636	578	437	396	499	419	3,354	3,138	2,592	1,751
Exceptional item*	162	(488)	52,001	-	76	(593)	1,080	-	(121)	-	(50)	-	(187)	(2,760)	-	-	51,675	564	(171)	(2,947)
Profit Before Tax	4,151	3,297	55,496	3,462	3,175	2,822	4,395	3,043	2,855	2,837	2,774	2,667	2,313	(320)	2,225	1,942	66,406	13,435	11,132	6,159
Head count	6,000	6,150	6,238	6,174	6,065	5,883	5,820	5,817	5,750	5,602	5,594	5,568	5,311	5,336	5,282	5,107	6,000	6,065	5,750	5,311

Investor Relations contact

Name	Vineet Ranjan
Designation	EVP – Investor Relations
E-mail	vineet.ranjan@infoedge.com
Telephone	+91 120 3082089
Fax	+91 120 3082095
Address	Info Edge (India) Limited, B 8, Sector 132, Noida – 201 301, Uttar Pradesh, India
Website	www.infoedge.in