

PRESENTATION  
Q1 FY 26 RESULTS



**AHLUWALIA CONTRACTS (INDIA) LTD.**  
ENGINEERING DESIGNING CONSTRUCTION

**14<sup>th</sup> August 2025**



## DISCLAIMER

The information contained in this presentation is only current as of its date. All actions and statements made herein or otherwise shall be subject to the applicable laws and regulations as amended from time to time. There is no representation that all information relating to the context has been taken care of in this presentation and neither we undertake any obligation as to the regular updating of the information as a result of new information, future events or otherwise. We will accept no liability whatsoever for any loss arising directly or indirectly from the use of, reliance of any information contained in this presentation or for any omission of the information. The information shall not be distributed or used by any person or entity in any jurisdiction or countries where such distribution or use would be contrary to the applicable laws or regulations. It is advised that prior to acting upon this presentation independent consultation / advise may be obtained and necessary due diligence, etc. may be done at your end. You may also contact us directly for any questions or clarifications.

This presentation may contain certain statements of future expectations and other forward-looking statements, including those relating to our general business plans and strategy, our future financial condition and growth prospects, and future developments in our industry and our competitive and regulatory environment.

In addition to statements which are forward looking by reason of context, the words may, will, should, expects, plans, intends, anticipates, believes, estimates, predicts, potential and similar expressions identify forward looking statements.

Actual results, performances or events may differ materially from these forward-looking statements including the plans, objectives, expectations, estimates and intentions expressed in forward looking statements due to a number of factors, including without limitation future changes or developments in our business, our competitive environment, technology and application, and political, economic, legal and social conditions. It is cautioned that the foregoing list is not exhaustive.

This presentation is not being used in connection with any invitation of an offer or an offer of securities and should not be used as a basis for any investment decision.



**TOTAL INCOME** (FYE 25)

₹ **41,540** Mn.

**EBITDA** (FYE 25)

₹ **3,418** Mn.

**GROSS ORDER BOOK** (as on 30 Jun 25)

₹ **231,372** Mn

**UNEXECUTED**

**ORDER BOOK** (as on 31 Mar 25)

₹ **165,821** Mn

**PRESENCE** Pan India

(**46** Ongoing Projects across **15** States and **1** Project Overseas)

**TOTAL INCOME** (Q1 FY 26)

₹ **10,207** Mn.

**EBITDA** (Q1 FY 26)

₹ **863** Mn.

**YTD ORDER INFLOWS**

₹ **38,891** Mn (FYE 26)



**Ahluwalia Contracts (India) Limited (ACIL) is a well-established integrated construction company with five decades of expertise in infrastructure development.**

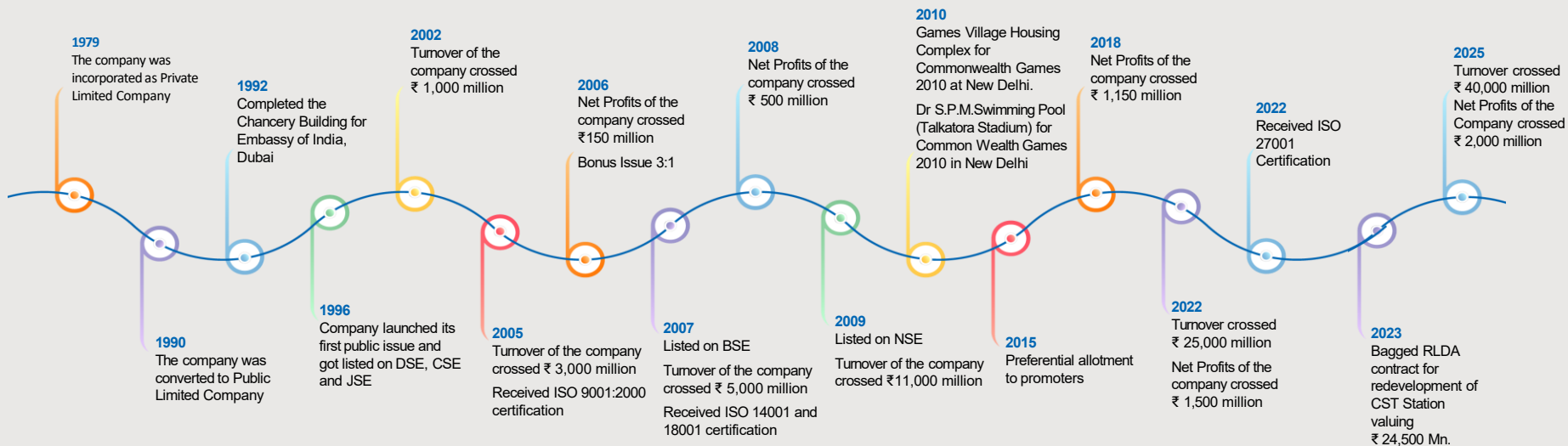
► **Turnkey solutions in Engineering, Design and Construction for Public and Private Sector clients**

► **Completed landmark projects:**

- Residential and commercial buildings / complexes
- Hotels, institutional and hospital buildings
- Corporate offices, information technology (IT) parks, industrial complexes
- Automated car parking lot, townships, BOT projects
- Metro station and depot
- Redevelopment / Upgradation of Railway Stations
- Urban infrastructure
- Data Centres



# JOURNEY





# POWERED BY AN ENDURING VISION, MISSION AND VALUES

Our business is founded on our vision of excellence and steered by our mission of continuous enhancement, as we move towards the next milestone in our journey.



## VISION

To be the company of choice for construction of complex buildings by continuously setting higher standards of excellence in different facets of EPC in building Industry.



## MISSION

To be the benchmark for clients satisfaction in the building industry, as also for the training and welfare of its workforce.



## VALUES THAT DRIVE US

Excellence, Integrity,  
Teamwork, Continuous  
improvement, Quality





## UNIQUE ADVANTAGES

- ▶ State-of-the-art mechanized solutions offered through excellent infrastructure
- ▶ In-house capabilities to ensure high quality standards
- ▶ Wide service portfolio offerings through robust business flow process
- ▶ Timely construction and delivery of projects
- ▶ Experienced Promoters and Strong management bandwidth with sound corporate governance
- ▶ Strong network of channel partners
- ▶ ISO 9001, ISO 14001, ISO 27001 and ISO 45001 certification



## INDUSTRY / SECTOR OUTLOOK

- The India Construction Market size was valued at \$ 1.04 trillion in 2024 and is projected to grow to USD 1.21 trillion by 2025.
- The industry is expected to continue its growth trajectory, reaching USD 2.13 trillion by 2030, with a CAGR of 12.1% from 2025 to 2030.
- The construction industry in India is the second largest employer after agriculture, and it is therefore critical to the country's economic stability.
- Construction Industry is contributing 9% share in India's GDP and it currently employs 51 Mn people in India.
- The Construction industry market in India works across 250 sub- sectors with linkages across sectors.
- Indian Real Estate sector is expected to reach a market size of USD 1 Tn by 2030. Its contribution to the country's GDP is expected to be approximately 13% by 2025.
- Increasing demand for commercial space - Construction of office spaces, hotels, retail, entertainment units. The net office space absorption across India's largest 6 cities stood at 31.9 Mn sq.ft. in 2020.
- By 2030, more than 40% of the population is expected to live in urban India (33% today), creating a demand for 25 Mn additional mid-end and affordable units.
- Under National Infrastructure Pipeline (NIP), India has an investment budget of \$1.4 Tn on infrastructure -24% on renewable energy, 18% on roads & highways 17% on urban infrastructure, and 12% on railways.





## TOP 10 ONGOING PROJECTS (as on 30<sup>th</sup> June 2025)

Project	Order Value (₹ Mn)	Unexecuted Value (₹ Mn)
Re-development of Chhatrapati Shivaji Maharaj Terminus (CSMT) at Mumbai	24,500	21,878
India Jewellery Park, Mumbai	21,570	21,570
Signature Global Business Park	13,070	12,620
DLF City Center – Down Town	10,947	10,640
Lal Bahadur International Airport, Varanasi	8,935	7,328
Bihar Animal Science University, Patna, Bihar	8,902	3,430
Whiteland Corporation Limited, Sector 103, Gurugram	8,210	8,210
The Arbour Project DLF, Gurugram	7,447	3,507
Tata Memorial Centre, Parel, Mumbai	7,233	5,743
Medical College and Hospital, Chhapra, Bihar	6,292	1,617

Projects with the unexecuted value below ~ 5% of the Order Value has not been considered above.



# ONGOING PROJECTS



STATE	LOCATION
HIMACHAL PRADESH	Dharamshala (1)
PUNJAB	Mohali (1)
CHANDIGARH	Chandigarh (1)
DELHI NCR	Delhi (5)
HARYANA	Gurgaon (8)
UTTAR PRADESH	Varanasi (1)
	Noida (1)
	Jewar (1)
BIHAR	Chhapra (1)
	Darbhanga (1)
	Patna (2)
JHARKHAND	Ranchi (1)
CHHATISGARH	Korba (1)
MAHARASHTRA	Mumbai (5)
GOA	Goa (1)
WEST BENGAL	Kolkata (3)
ASSAM	Bongaigaon (1)
	Jorhat (1)
	Guwahati (2)
ODISHA	Bhubaneswar (3)
KARNATAKA	Bengaluru (4)
NEPAL	Kavre (1)

*Number of projects in brackets*



# KEY CLIENTS





## FINANCIAL HIGHLIGHTS

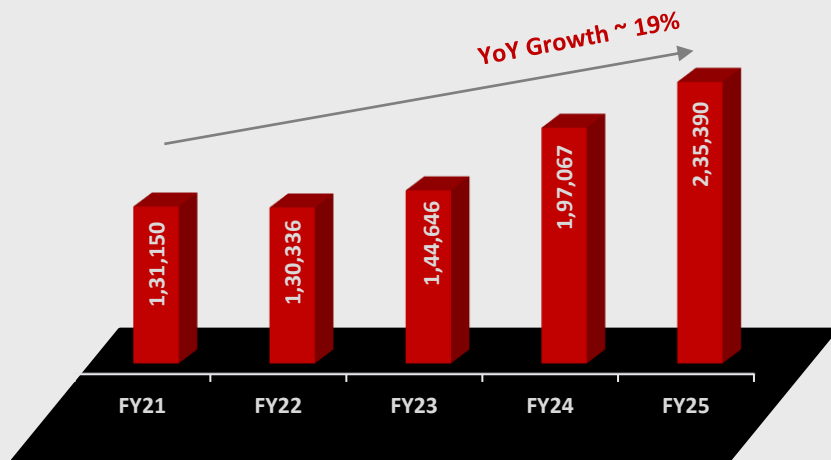


# ORDER BOOK

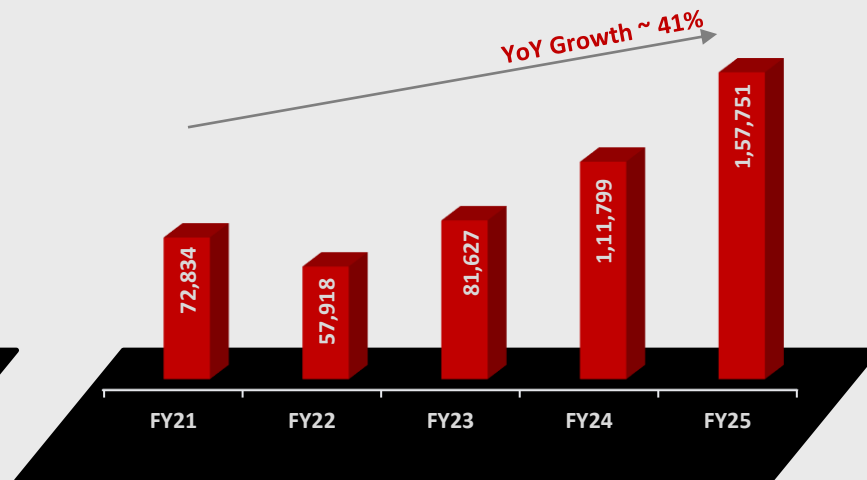
(₹ Mn.)

Details	FY21	FY22	FY23	FY24	FY25
Gross Order Book	131,150	130,336	144,646	197,067	235,390
Unexecuted Order Book	72,834	57,918	81,627	111,799	157,751

Gross Order Book (₹ Mn.)



Unexecuted Order Book (₹ Mn.)

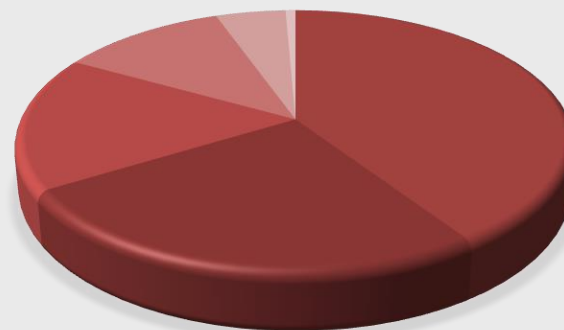




## SEGMENT WISE ORDER BOOK CLASSIFICATION (as on June 2025)

Segment Wise Unexecuted Order Book	(₹ Mn.)	Percent (%)
Residential	67,519	40.7
Infrastructure	42,381	25.6
Commercial	27,939	16.8
Hospital	19,018	11.5
Institutional	7,837	4.7
Hotel	1,127	0.7
<b>Total</b>	<b>165,821</b>	<b>100.0</b>

SEGMENT WISE ORDER BOOK



Residential	40.7 %
Infrastructure	25.6 %
Commercial	16.8 %
Hospital	11.5 %
Institutional	4.7 %
Hotel	0.7 %

Sector Wise Unexecuted Order Book	(₹ Mn.)	Percent (%)
Private	105,164	63.4
Central Government (CG)	43,655	26.3
State Government (SG)	14,365	8.7
Overseas – Government	2,637	1.6
<b>Total</b>	<b>165,821</b>	<b>100.0</b>

SECTOR WISE FOOTPRINTS



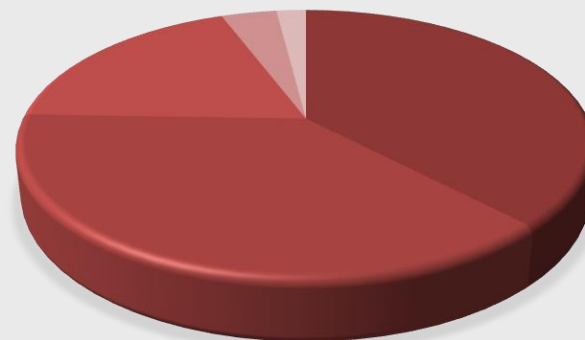
Private	63.4 %
CG	26.3 %
SG	8.7 %
Overseas	1.6 %



## STATEWISE / REGIONWISE ORDER BOOK CLASSIFICATION (as on June 2025)

State Wise Unexecuted Order Book	(₹ Mn.)	Percent (%)
Maharashtra	55,339	33.4
Haryana	49,672	29.9
Uttar Pradesh	11,739	7.1
Bihar	10,162	6.1
West Bengal	9,083	5.5
Karnataka	6,762	4.1
Delhi	5,128	3.1
Assam	5,019	3.0
Chhattisgarh	3,460	2.1
Odisha	2,416	1.5
Chandigarh	1,662	1.0
Himachal Pradesh	877	0.5
Punjab	874	0.5
Goa	682	0.4
Jharkhand	309	0.2
<b>Total (Domestic)</b>	<b>163,184</b>	<b>98.4</b>
<b>Overseas</b>	<b>2,637</b>	<b>1.6</b>
<b>Total</b>	<b>165,821</b>	<b>100.0</b>

### OUR DIVERSIFIED REGIONAL PRESENCE



North	42.2 %
West	33.8 %
East	18.3 %
South	4.1 %
Overseas	1.6 %

Region Wise Unexecuted Order Book	(₹ Mn.)	Percent (%)
North	69,952	42.2
West	56,021	33.8
East	30,449	18.3
South	6,762	4.1
Overseas (Nepal)	2,637	1.6
<b>Total</b>	<b>165,821</b>	<b>100.0</b>

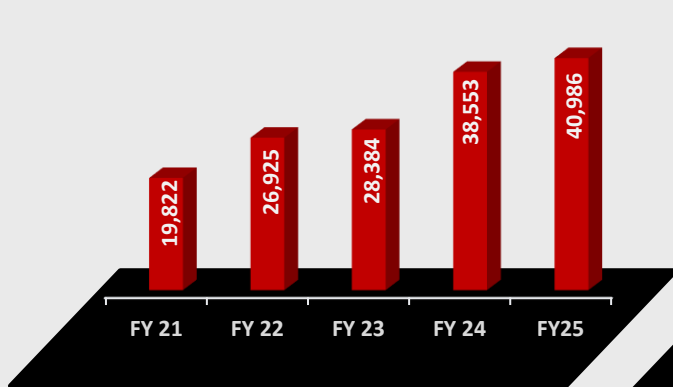
Delhi NCR Region Projects (as on 30 Jun 2025) - ₹ 59,210 Mn. viz. 35.6% of the Unexecuted Order Book

# FINANCIAL HIGHLIGHTS (Standalone)

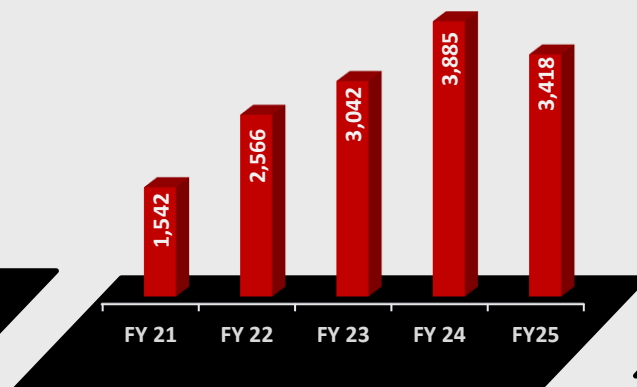
(₹ Mn.)



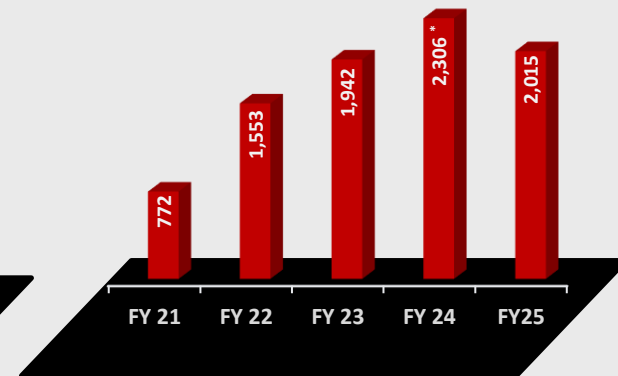
	FYE21	FYE22	FYE23	FYE24	FYE25
Income From Operations	19,822	26,925	28,384	38,553	40,986
<b>Growth (%)</b>	<b>5%</b>	<b>36%</b>	<b>5%</b>	<b>36%</b>	<b>6%</b>
Other Income	223	291	295	366	554
<b>Total Income</b>	<b>20,045</b>	<b>27,216</b>	<b>28,679</b>	<b>38,919</b>	<b>41,540</b>
EBITDA	1,542	2,566	3,042	3,885	3,418
<b>EBITDA margin (%)</b>	<b>7.8%</b>	<b>9.5%</b>	<b>10.7%</b>	<b>10.1%</b>	<b>8.3%</b>
Profit Before Exceptional Gains and Tax	1,035	2,084	2,618	3,102	2,724
Exceptional Gains	-	-	-	1,950	-
PAT	772	1,553	1,942	3,755	2,015
<b>PAT Margin (%)</b>	<b>3.9%</b>	<b>5.8%</b>	<b>6.8%</b>	<b>9.6%</b>	<b>4.9%</b>
<b>Net Worth</b>	<b>8,800</b>	<b>10,365</b>	<b>12,298</b>	<b>16,021</b>	<b>18,001</b>



INCOME FROM OPERATIONS (₹ Mn)  
CAGR (3 yrs) ~ 15%



EBITDA (₹ Mn)  
CAGR (3 yrs) ~ 10%



PAT (₹ Mn)  
CAGR (3 yrs) ~ 9%

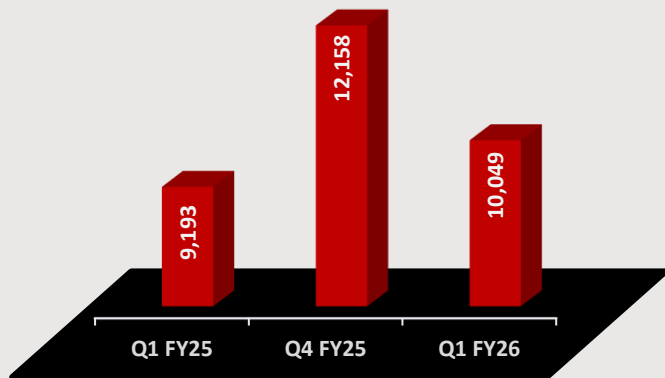
\* Excluding Exceptional Gains of ₹ 1,449 Mn (Net of Tax)

# FINANCIAL HIGHLIGHTS (Standalone) (Q1 FY 26)

(₹ Mn.)

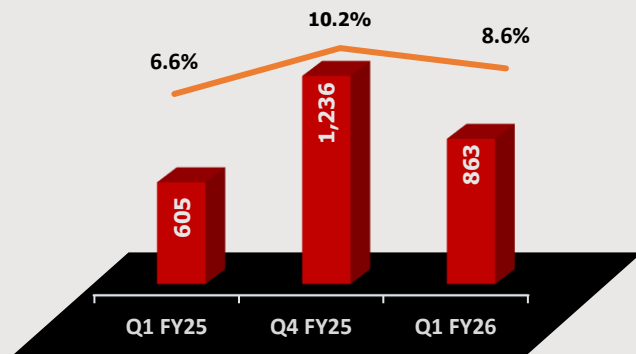


Income from Operations (₹ Mn)

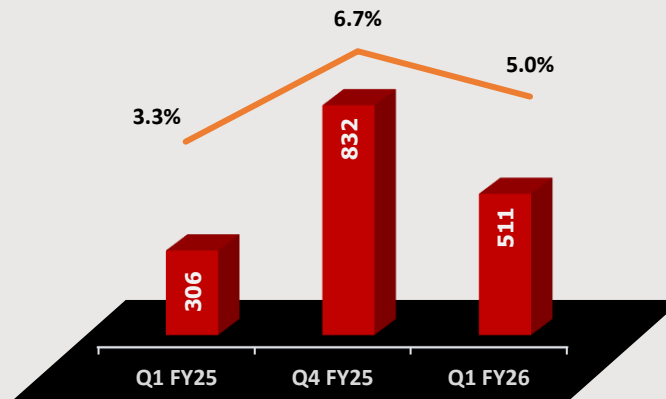


	Q1 FY 26	Q4 FY 25	Q1 FY 25
Income from Operations	10,049	12,158	9,193
<b>Total Income</b>	<b>10,207</b>	<b>12,339</b>	<b>9,301</b>
EBITDA	863	1,236	605
<i>EBITDA Margin (%)</i>	<i>8.6%</i>	<i>10.2%</i>	<i>6.6%</i>
Depreciation	207	171	150
Finance Cost	119	128	148
<b>Net Profit after Tax</b>	<b>511</b>	<b>832</b>	<b>306</b>
<i>Net Profit Margin (%)</i>	<i>5.0%</i>	<i>6.7%</i>	<i>3.3%</i>

EBITDA (₹ Mn) & MARGIN (%)



PAT (₹ Mn) & MARGIN (%)



- NET PROFITS
- NET PROFIT Margin
- EBITDA
- EBITDA Margin



# THANK YOU



**REGISTERED / CORPORATE OFFICE - DELHI**

PLOT NO. A-177,

OKHLA INDUSTRIAL AREA, PHASE - I,

NEW DELHI -110020

Email: mail@acilnet.com

REGIONAL OFFICES – MUMBAI | KOLKATA | BENGALURU



**AHLUWALIA CONTRACTS (INDIA) LTD.**

ENGINEERING DESIGNING CONSTRUCTION