



A Global IT Transformation Architect.™



November 09, 2025

To,
Corporate Relationship Department
BSE Limited
P.J. Towers, Dalal Street
Mumbai — 400 001

To,
Listing Compliance Department
National Stock Exchange of India Limited
Exchange Plaza, 5th Floor Plot No. C-1,
G-Block, Bandra-Kurla Complex,
Bandra (East), Mumbai- 400 051

Scrip Code: 532875

Scrip Symbol: ADSL

Subject: Earnings Presentation w.r.t Consolidated and Standalone Unaudited Financial Results for the quarter and half year ended September 30, 2025

Dear Sir / Madam,

In accordance with Regulation 30 of the SEBI (Listing Obligations and Disclosure Requirements) Regulations, 2015, please find attached the earnings presentation w.r.t Consolidated and Standalone Unaudited Financial Results for the quarter and half year ended September 30, 2025 for your records.

The above presentation is also being made available on the website of the Company at

<https://www.allieddigital.net/in/investors-presentation/>

Thanking you,
Yours faithfully,

For Allied Digital Services Limited

Khyati Shah
Company Secretary



Encl: as above

Allied Digital Services Limited

Registered Office: 808, 8th Floor, Plot No. 221/222, Mafatlal Centre, Vidhan Bhavan Marg, Nariman Point, Mumbai - 400 021.

Email: cs@allieddigital.net | www.allieddigital.net | B: +91 22 6681 6400 | F: +91 22 2282 2030 | CIN - L72200MH1995PLC085488

INDIA | US | AUSTRALIA | SINGAPORE | UK | BRASIL | CHINA | JAPAN | IRELAND | GERMANY | SPAIN | ITALY | BELGIUM | CANADA


AI Empowered. Future Ready.

Allied Digital Services Ltd

Q2 FY26 Earnings Presentation

November 2025





Certain statements made in this document concerning our future growth prospects may be interpreted as forward-looking statements, which involve numerous risks and uncertainties that could cause the actual results to differ materially from those in such forward-looking statements. Investors are requested to use their discretion in relying on them. We do not undertake to update any forward-looking statements that may be made from time to time

ADSL at a Glance

41

Year History

70+

Countries

3,000+

Employees

20

Offices Worldwide

228

Number of
Customers

14

Smart / Safe Cities

10

Fortune 100
Customers



Net Debt Free

Rs. 807 cr

FY25 Revenue

Rs. 99 cr

FY25 EBIDTA

Rs. 32 cr

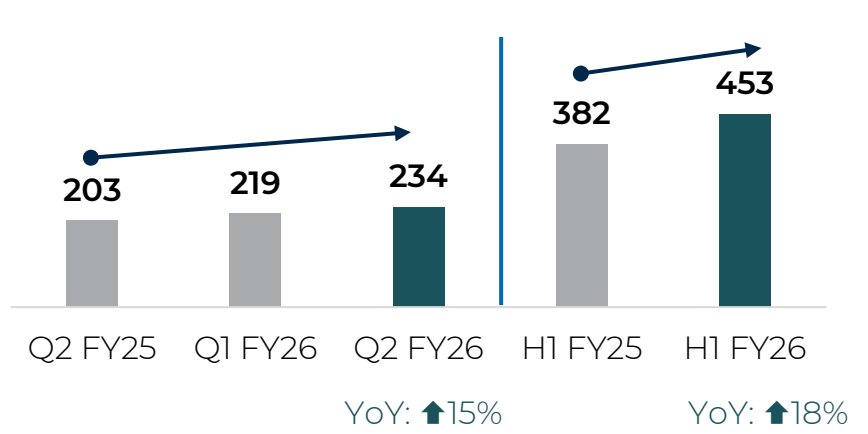
FY25 PAT

Rs. 188 cr

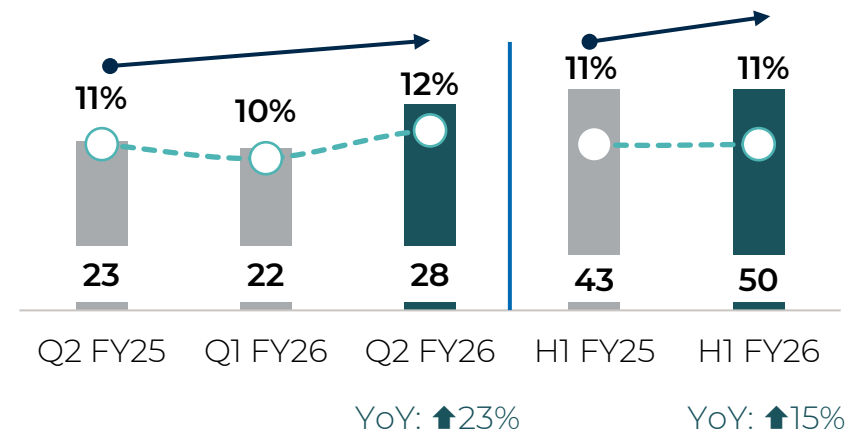
Cash Reserve

Financial Snapshot

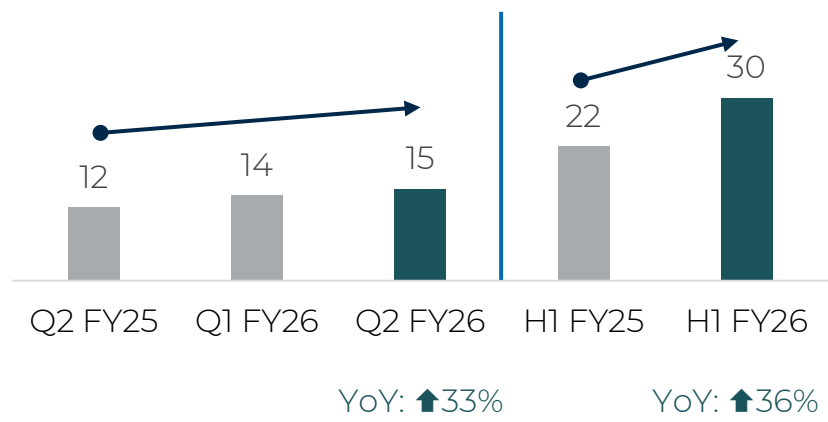
Revenue (Rs. Crore)



EBITDA (Rs. Crore) Margin (%)



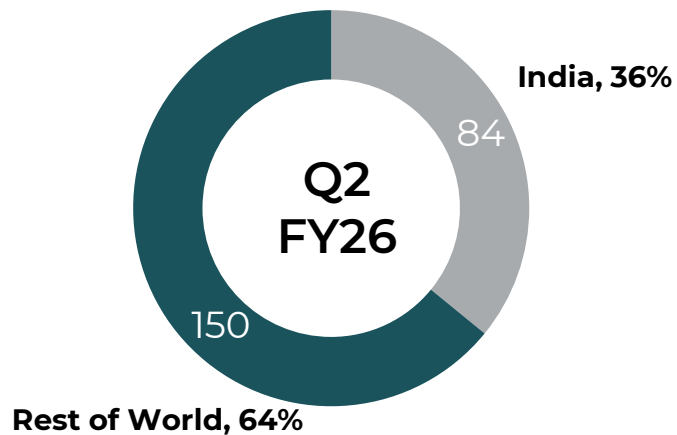
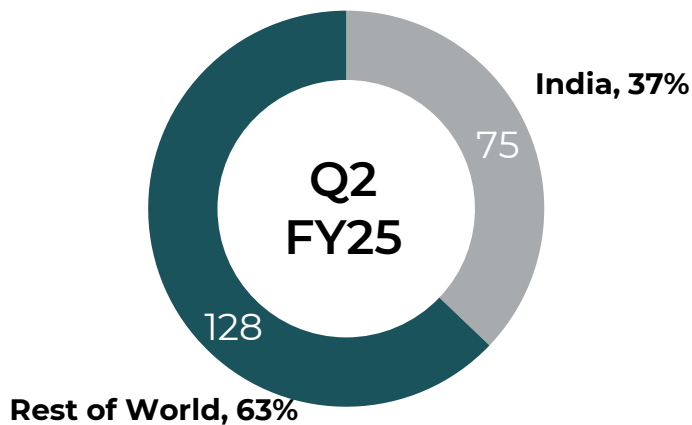
PAT (Rs. Crore)



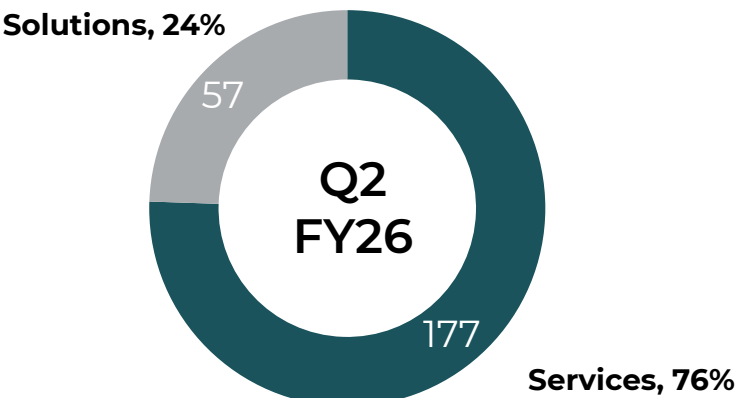
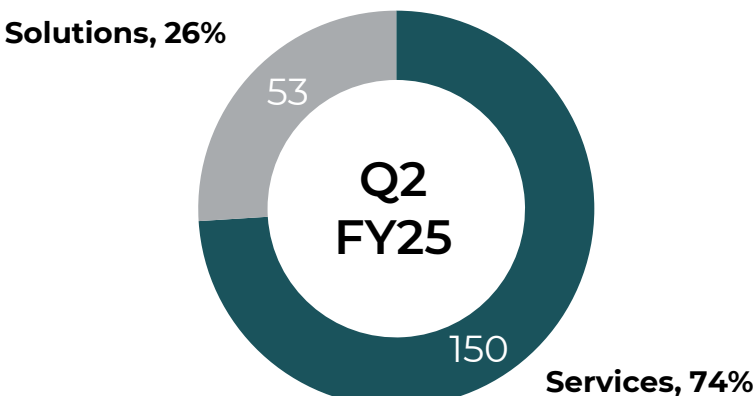
- The company delivered a strong performance in Q2 FY26, reporting consolidated revenues of ₹234 crore, higher by 15% YoY.
 - This is the fifth consecutive quarter of revenues surpassing ₹200 crore mark, highlighting the sustained growth trajectory.
- EBITDA grew 23% YoY to ₹28 crore, margin are reflective of the tough operating environment
- PAT was higher by 33% on a YoY basis, partly aided by adjustments to deferred tax.

Revenue Breakup

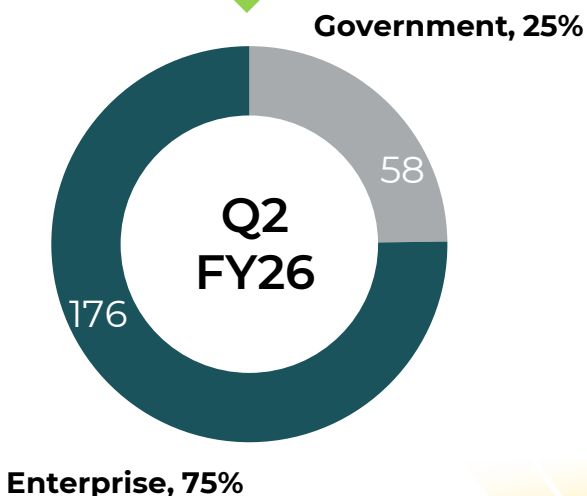
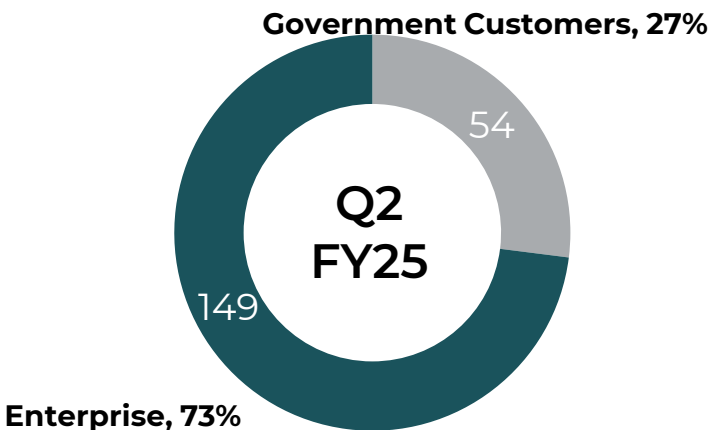
Revenue by Geography



Revenue by Segments



Revenue by Customer Profile





Mr. Nitin D. Shah

Chairman &
Managing Director

Commenting on the performance for Q2 FY26 Mr. Nitin D. Shah, Chairman & Managing Director, Allied Digital Services Limited (ADSL) said

“We are pleased to report that ADSL continues to perform well despite persistent challenges across the global business landscape. In Q2 FY26, consolidated revenues stood at ₹234 crore, marking a 15% year-on-year growth and sustaining the momentum built at the start of the fiscal year. This has been a strong quarter characterized by revenue expansion, margin stabilization, continued order wins from global clients, and further strengthening of our balance sheet.

Our growth was primarily driven by the Solutions business, which continues to witness robust traction through the execution of multiple Smart City projects currently underway. Additionally, enterprise transformation engagements—leveraging our capabilities in infrastructure management, Cloud, Cybersecurity, and AI—contributed meaningfully to the quarter’s performance.

Geographically, India operations led the growth, with standalone revenues increasing 10% YoY in Q2. As previously shared, our businesses in Europe and the Middle East continue to demonstrate strong momentum. Meanwhile, we remain optimistic about a recovery in North America, where greater economic stability is expected to drive an uptick in customer spending.

As we look ahead, we remain firmly committed to investing in new and emerging technologies and capabilities to unlock future growth opportunities. A key focus area for us is the optimisation and full-scale integration of AI across our operations — an initiative that the entire organisation is actively geared up to complete. This will further enhance our operational agility, customer value delivery, and innovation capacity.

Upskilling our global talent base continues to be a strategic priority, ensuring that we are equipped to harness emerging technologies and sustain our momentum of growth and transformation.”

Order Wins

During the quarter, ADSL has booked orders for INR 698+ crores towards new wins as well as renewals for multi-year contracts. A few key wins include:

Allied Digital secured a major multi-year managed services contract from a leading European pharmaceuticals and healthcare company with a global presence. The engagement covers workplace support services across multiple continents, including end-user infrastructure management, IMACD, and technology refresh programs, further strengthening the company's presence in Europe.

A leading American apparel conglomerate, known for its iconic brands Tommy Hilfiger and Calvin Klein, has partnered with Allied Digital for digital workplace and retail store infrastructure support across global offices, warehouses, and retail outlets. The partnership enhances efficiency and user experience across the customer's worldwide retail ecosystem.

Allied Digital was chosen by a global leader in fire, flame, and gas detection and suppression systems to deliver digital workplace services across North America and Europe. The engagement includes incident and change management, IMACD, and field services, reinforcing the company's expertise in supporting global industrial technology leaders.

Allied Digital has partnered with a leading Indian plotted land development company headquartered in Mumbai. The customer focuses on residential plotted land projects across multiple states, including Goa, Himachal Pradesh, Maharashtra, Punjab, and Uttar Pradesh. ADSL's scope of work includes providing comprehensive CCTV and networking solutions.

The company has also been engaged by a key government agency responsible for the master planning and infrastructural development of Jaipur city. The engagement covers renewal of warranty, support, and subscription services, strengthening ADSL's relationship with the public sector ecosystem.

Additionally, renewed contracts with several existing clients across sectors such as financial services, real estate consulting, digital media, investor services, IT, FMCG, real estate development, and packaging—reaffirming long-term client trust in Allied Digital's capabilities.

Awards and Accolades

Mr. Nitin Shah, Chairman & Managing Director, Allied Digital Services Ltd., was honoured with the prestigious AsiaOne Greatest Leader of the Millennium 2025 award at the 26th Asian Business & Social Forum, held in Dubai. This recognition celebrates his visionary leadership in transforming Allied Digital into a global technology powerhouse, driving innovation and digital transformation across industries.

Allied Digital Services Ltd. was recognized as the UAE's Fastest Growing Technology Brand 2025 by AsiaOne Magazine at the 26th Asian Business & Social Forum, hosted in Dubai. The award highlights the company's remarkable growth trajectory, innovation-driven excellence, and commitment to leadership in the global technology landscape.

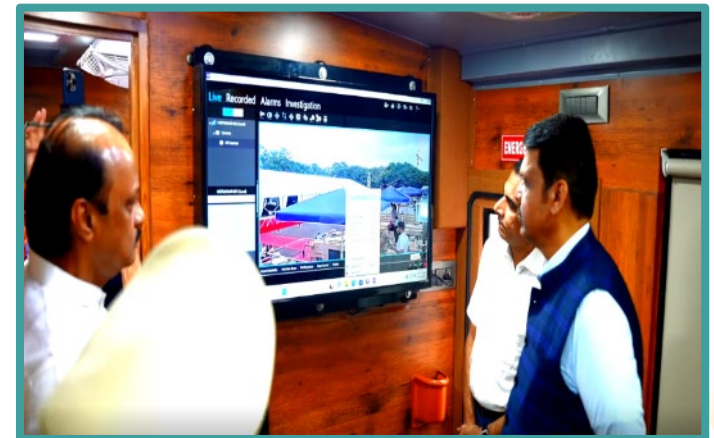


Update on Pune City Surveillance Project

In August 2025, Maharashtra Chief Minister Shri Devendra Fadnavis and Deputy CM Shri Ajit Pawar unveiled the cutting-edge Command and Control Centre "Drishti" developed by ADSL as part of its execution of the Pune City Surveillance project.

Over 2,600 AI-based cameras and five modern surveillance vans and surveillance drones will help police monitor crowd movements, track vehicles, and recognize faces in real-time.

These resources will be especially useful during public events, protests, religious processions, and crowded gatherings



Update on Pune City Surveillance Project

Pune becomes the first city in India to launch an AI-enabled Integrated Command and Control Center to boost urban surveillance. The system aims to improve public safety, assist in crowd control during events, and curb criminal activity more efficiently.

The system uses advanced AI technology to assist the police in facial recognition, vehicle number plate identification, crowd density analysis, and effective crowd management. The AI integration is expected to strengthen law and order and ensure quicker response to incidents.

Police have identified 21 secluded spots, including Bopdev Ghat, where people go for outings, he said, adding, "CCTV cameras and lighting arrangements will be installed at these spots for people's safety



Profit & Loss Statement (Consolidated)

Particulars (Rs. in crore)	Q2 FY26	Q2 FY25	YoY Shift	Q1 FY26	QoQ Shift	H1 FY26	H1 FY25	YoY Shift
Net Revenue from Operations	233.70	203.02	15%	219.02	7%	452.72	382.15	18%
Total Operating Expenditure	212.38	183.81	16%	200.19	6%	412.57	343.8	20%
Operating Profit (excl. Other Income)	21.32	19.21	11%	18.83	13%	40.15	38.35	5%
Operating Margin (%)	9%	9%	-34 bps	9%	53 bps	9%	10%	-117 bps
Other Income	6.96	3.77	85%	2.69	159%	9.65	4.78	102%
EBITDA (incl. Other Income)	28.28	22.98	23%	21.52	31%	49.8	43.13	15%
EBITDA margin (%)	12%	11%	78 bps	10%	228 bps	11%	11%	-29 bps
Depreciation and Amortization	4.81	4.84	-1%	5.06	-5%	9.87	9.49	4%
Finance Costs	2.91	2.54	15%	2.30	27%	5.21	3.92	33%
Profit before tax	20.56	15.60	32%	14.16	45%	34.72	29.72	17%
Tax Expenses	5.15	4.00	29%	-0.28	na	4.87	7.71	-37%
Profit after tax	15.42	11.60	33%	14.44	7%	29.85	22.01	36%
PAT margin (%)	7%	6%	88 bps	7%	1 bps	7%	6%	83 bps
Basic EPS (Rs.)	2.58	1.83	41%	2.34	10%	4.92	3.49	41%
Diluted EPS (Rs.)	2.54	1.79	42%	2.30	10%	4.85	3.41	42%

Balance Sheet (Consolidated)

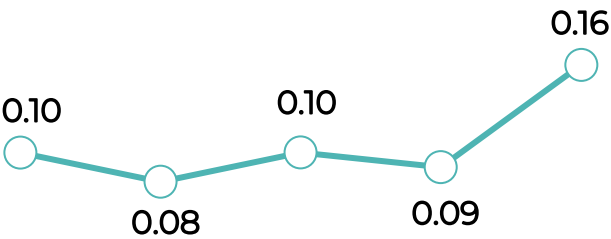
Particulars (Rs. in crore)	As on 30 th Sept 2025	As on 31 st March 2025
Assets		
Non-Current Assets	280.63	290.28
Inventory	50.46	49.12
Receivables	228.47	187.54
Other Current Assets	428.51	398.41
Total Current Assets	707.44	635.07
Total Assets	988.07	925.35
Liabilities		
Shareholders' Funds	659.5	646.38
Long term borrowings	9.33	23.56
Other Non-Current Liabilities	41.42	44.96
Total Non-Current Liabilities	50.74	68.52
Payables	98.10	64.48
Short Term Borrowings	88.97	48.57
Other Current Liabilities	90.76	97.40
Current Liabilities	277.83	210.45
Total Equity and Liabilities	988.07	925.35

Cash Flow Statement (Consolidated)

Particulars (Rs. in crore)	As on 30 th Sept 2025	As on 31 st March 2025
Profit before Tax	34.72	60.77
Adjustment for Non-Operating Items	16.84	42.50
Operating Profit before Working Capital Changes	51.56	103.27
Changes in Working Capital	-79.10	6.27
Cash Generated from Operations	-27.55	97.00
Less: Direct Taxes paid	-4.86	-4.74
Net Cash from Operating Activities	-32.41	92.27
Cash Flow from Investing Activities	-2.96	-12.40
Cash Flow from Financing Activities	9.44	-18.45
Net increase/ (decrease) in Cash & Cash equivalent	-25.93	61.42
Add: Cash and cash equivalents as at 1st April	188.13	126.71
Cash and cash equivalents as at closing	162.20	188.13

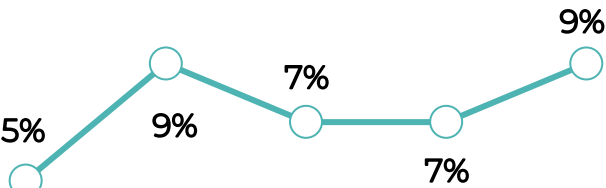
Key Financial Ratios

Debt to Equity (x)




H1 FY22 H1 FY23 H1 FY24 H1 FY25 H1 FY26

Return on Net Equity (%)




H1 FY22 H1 FY23 H1 FY24 H1 FY25 H1 FY26

ROCE (%)



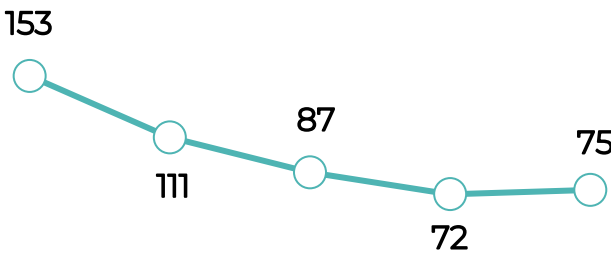
H1 FY22 H1 FY23 H1 FY24 H1 FY25 H1 FY26

Current Ratio



H1 FY22 H1 FY23 H1 FY24 H1 FY25 H1 FY26

Debtor Days (#)



H1 FY22 H1 FY23 H1 FY24 H1 FY25 H1 FY26

We are a publicly listed global leader in Information Technology consulting and services, with a legacy dating back to 1984. Headquartered in Mumbai, India, our organization is a trusted Managed Services Provider and Master Systems Integrator, delivering cutting-edge infrastructure solutions and services to clients across more than 70 countries.


Our comprehensive service portfolio encompasses Cloud Enablement, Cybersecurity, Integrated Solutions, Infrastructure Management, Software Services, and Workplace Services. Pioneering innovation in India, we became the first company to execute a Smart City project with the successful delivery of the Pune City Surveillance project in 2015.

With a global workforce exceeding 3,000 skilled professionals, we are powered by local support functions and robust governance frameworks. We proudly partner with several Fortune 500 companies, driving transformation and delivering excellence in every engagement.

Website- www.allieddigital.net

For further information, please contact:

Ms. Sneha Bandbe, Investor Relations
Allied Digital Services Ltd

 +91 22 66816462

 investors@allieddigital.net | cs@allieddigital.net

Mayank Vaswani | Mit Shah
CDR India

+91 98209 40953 | 99201 68314 

mayank@cdr-india.com | mit@cdr-india.com 



Thank You