



KNR Constructions Limited.

Date: 13th February 2025

Ref: KNRCL/SD/2025/841&842

To, The Manager BSE Limited, P J Towers, Dalal Street, Fort, Mumbai - 400001 Scrip code: 532942	To, The Manager, National Stock Exchange of India Limited, Exchange Plaza, Bandra Kurla Complex, Bandra (E), Mumbai - 400051. Scrip Code: KNRCON
--	---

Dear Sir/Madam,

Sub: Investor Presentation

Ref: Regulation 30 of SEBI (LODR) Regulations, 2015

We refer to the above captioned subject, we herewith submit latest investor presentation for the period ended 31st December 2024 (Q3FY25).

This is for your information and records of the Exchange, please

Thanking you,

Yours truly

For **KNR Constructions Limited**

Haritha Varanasi

Company Secretary

Regd.Office : 'KNR House',3rd & 4th Floor, Plot No.114,Phase-I,Kavuri Hills,
Hyderabad -500 033 Phone.:+91-40-40268759 ,40268761/ 62, Fax : 040- 40268760 ,

E-mail : info@knrcl.com, Web : www.knrcl.com

CIN: L74210TG1995PLC130199




GUIDED BY
VISION
DRIVEN BY
EXCELLENCE

INVESTORS PRESENTATION
February 2025

This presentation and the accompanying slides (the “Presentation”), which have been prepared by **KNR Constructions Limited** (the “Company”), have been prepared solely for information purposes and do not constitute any offer, recommendation or invitation to purchase or subscribe for any securities, and shall not form the basis or be relied on in connection with any contract or binding commitment whatsoever. No offering of securities of the Company will be made except by means of a statutory offering document containing detailed information about the Company.

This Presentation has been prepared by the Company based on information and data which the Company considers reliable, but the Company makes no representation or warranty, express or implied, whatsoever, and no reliance shall be placed on, the truth, accuracy, completeness, fairness and reasonableness of the contents of this Presentation. This Presentation may not be all inclusive and may not contain all of the information that you may consider material. Any liability in respect of the contents of, or any omission from, this Presentation is expressly excluded.

Certain matters discussed in this Presentation may contain statements regarding the Company’s market opportunity and business prospects that are individually and collectively forward-looking statements. Such forward-looking statements are not guarantees of future performance and are subject to known and unknown risks, uncertainties and assumptions that are difficult to predict. These risks and uncertainties include, but are not limited to, the performance of the Indian economy and of the economies of various international markets, the performance of the industry in India and world-wide, competition, the company’s ability to successfully implement its strategy, the Company’s future levels of growth and expansion, technological implementation, changes and advancements, changes in revenue, income or cash flows, the Company’s market preferences and its exposure to market risks, as well as other risks. The Company’s actual results, levels of activity, performance or achievements could differ materially and adversely from results expressed in or implied by this Presentation. The Company assumes no obligation to update any forward-looking information contained in this Presentation. Any forward-looking statements and projections made by third parties included in this Presentation are not adopted by the Company and the Company is not responsible for such third party statements and projections.



Key Highlights & Result Update

❑ Received Letter of Acceptance for Two Irrigation Projects in January 2025

- ✓ Project 1 - SRLIP – Distributary package No. 6 - NTR Flood Flow Canal of Sitarama Lift Irrigation Project in the State of Telangana
 - ✓ Bid Cost – Rs. 3,278.9 Million
 - ✓ Contract Period -24 months plus defect liability period of 2 years
- ✓ Project 2 - Irrigation & CAD Department- SRLIP to Paleru Link Canal – Package no. 13 in the State of Telangana
 - ✓ Total Bid Cost – Rs. 1,982.8 Million (KNRC share is 51%, i.e 1,011.2 Million)
 - ✓ Contract Period -24 months plus defect liability period of 2 years

❑ Arbitration Claim from one of its Associate i.e. Patel KNR Heavy Infrastructures Ltd in Q3FY25

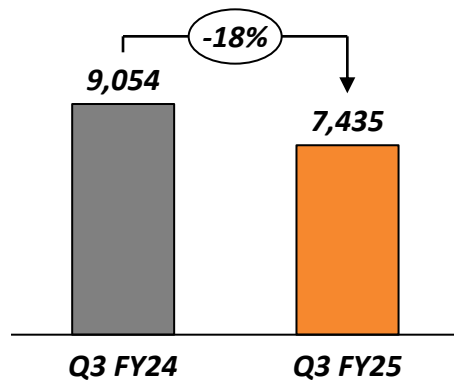
- ✓ Amount included in Revenue: Rs. 355.7 Million
- ✓ Amount included in other income: Rs. 1,035.4 Million
- ✓ Amount included in other expenses: Rs. 12.9 Million
- ✓ Amount included in current tax: Rs. 346.8 Million

Standalone Financial Highlights

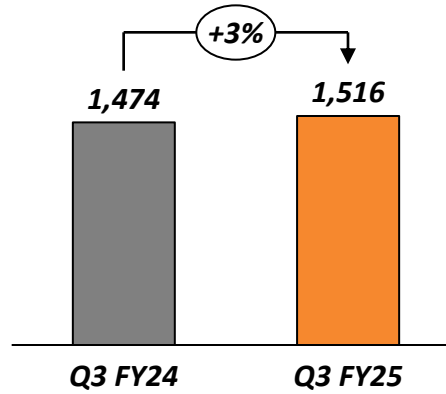
Rs. Million

Quarter 3

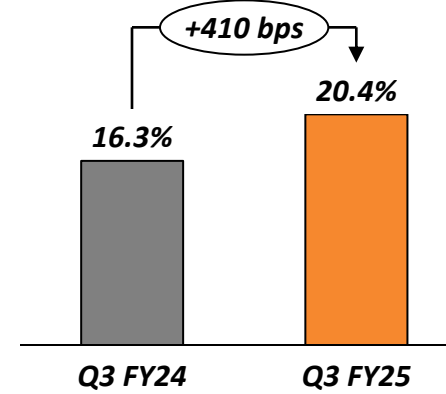
Revenue



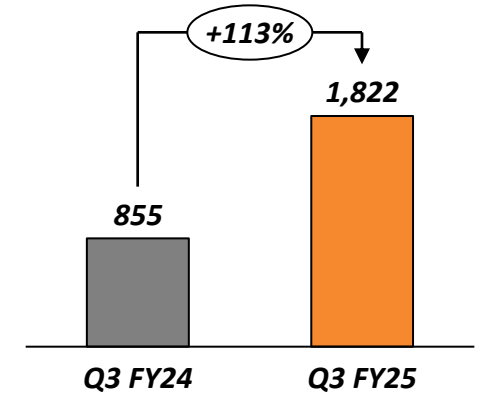
EBITDA



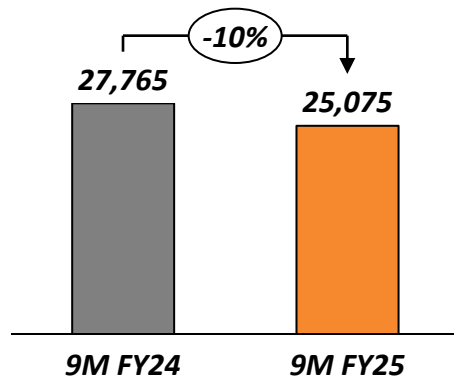
EBITDA Margins



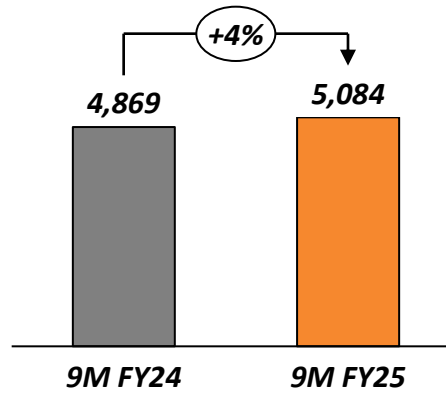
PAT



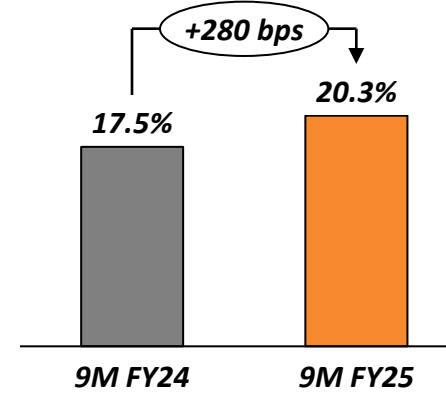
Revenue



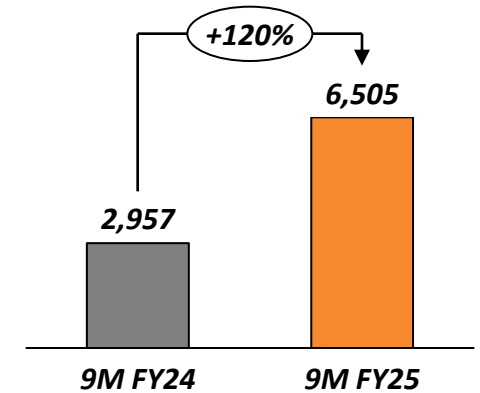
EBITDA



EBITDA Margins



PAT



9 Months

Standalone Financial Results



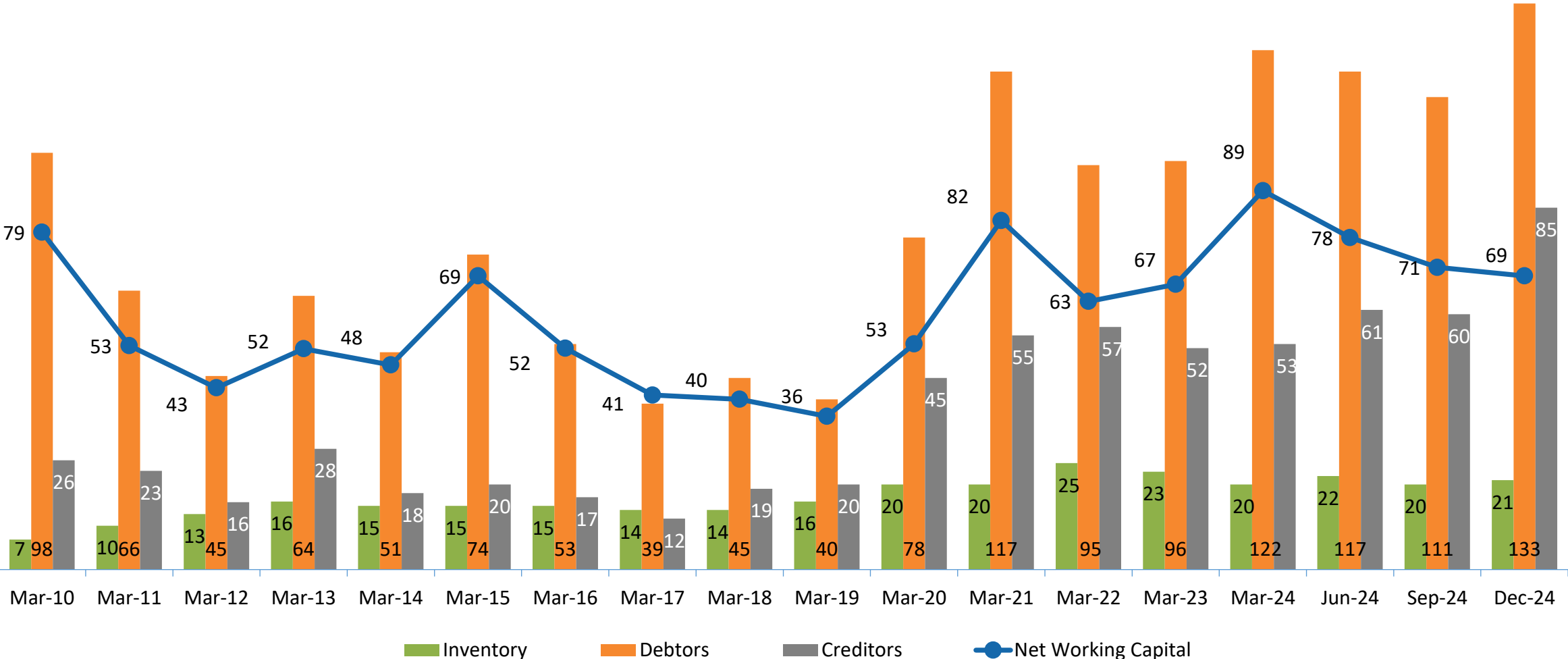
Rs. Million	Standalone							
	Q3 FY25*	Q3 FY24	YoY	Q2 FY25^	QoQ	9M FY25	9M FY24	YoY
Total Revenue	7,434.7	9,054.3	-18%	8,838.0	-16%	25,074.6	27,764.8	-10%
Operating Expenses	4,673.9	6,334.5		5,942.8		16,229.7	19,196.0	
Employees Expenses	413.5	494.0		525.6		1,358.3	1,303.1	
Other Expenditure	831.5	752.3		721.6		2,402.2	2,397.1	
EBITDA	1,515.8	1,473.5	3%	1,648.0	-8%	5,084.4	4,868.6	4%
EBITDA margin	20.4%	16.3%	410 bps	18.6%	180 bps	20.3%	17.5%	280 bps
Other Income	1,165.5	60.2		2,970.0		4,331.4	181.1	
Depreciation	228.6	325.4		226.1		679.9	919.4	
Interest	30.8	72.1		20.4		91.8	180.1	
Exceptional Item	0.0	0.0		-150.1		-150.1	0.0	
PBT	2,421.9	1,136.2	113%	4,221.4	-43%	8,494.0	3,950.2	115%
Tax	600.1	281.0		877.4		1,989.2	993.6	
Current Tax	606.2	273.2		798.0		1,919.5	1,010.7	
Prior Period Tax	-8.0	-5.0		0.0		-8.0	-5.0	
Deferred Tax	1.9	12.8		79.4		77.7	-12.1	
Profit After Tax	1,821.8	855.2	113%	3,344.0	-46%	6,504.8	2,956.6	120%
PAT margin	24.5%	9.4%		37.8%		25.9%	10.6%	
Other Comprehensive Income	0.7	0.9		1.1		3.7	3.8	
Total Comprehensive Income	1,822.5	856.1	113%	3,345.1	-46%	6,508.5	2,960.4	120%

*In Q3FY25: Received an Arbitration Claim from Patel KNR Heavy Infrastructures Ltd for an amount of Rs. 355.7 mn included in Revenue from Operations and Rs. 1,035.4 mn towards interest on such claim included in the other income and also expenses related to such claims of Rs. 12.9 mn included in Other expenses and the resultant tax of Rs. 346.9 mn included in current tax.

^In Q2FY25: Other Income includes amount of Rs 1,419.5 mn received towards interest on unsecured loan, reversal of provision towards Impairment of equity of Rs. 545.0 mn, Doubtful advances of Rs. 328.0 mn, Doubtful trade receivables of Rs. 101.4 mn

^In Q2FY25: Exceptional Item includes Provision of Rs. 206.6 mn towards receivables from CUBE Highways and Infrastructure III Pte. Ltd and profit on buyback of shares by Patel KNR Infrastructures Ltd from Company amounting to Rs. 56.5 mn

Standalone Net Working Capital Days



Consolidated Financial Results



Rs. Million	Consolidated							
	Q3 FY25*	Q3 FY24	YoY	Q2 FY25^	QoQ	H1 FY25	H1 FY24	YoY
Total Revenue	8,481.0	9,960.1	-15%	19,448.6	-56%	37,779.5	30,154.8	25%
Operating Expenses	4,691.2	6,444.0		9,074.1		19,392.6	19,603.4	
Employees Expenses	413.6	495.6		524.4		1,358.8	1,307.8	
Other Expenditure	820.3	761.4		1,153.2		2,989.3	2,511.3	
EBITDA	2,555.9	2,259.1	13%	8,696.9	-71%	14,038.8	6,732.3	109%
EBITDA margin	30.1%	22.7%	740 bps	44.7%	-1,460 bps	37.2%	22.3%	1,490 bps
Other Income	1,223.0	65.2		1,472.0		2,903.9	194.4	
Depreciation	233.6	406.8		2,379.3		2,913.6	1,162.9	
Interest	414.3	276.6		887.4		1,673.1	686.1	
Share of Profit / loss of associates	-23.0	-1.5		-50.4		-190.1	54.2	
Exceptional Item	0.0	0.0		-150.1		-150.1	0.0	
PBT	3,108.0	1,639.4	90%	6,701.7	-54%	12,015.8	5,131.9	134%
Tax	625.2	282.6		901.4		2,073.0	1,015.2	
Current Tax	629.1	274.8		822.0		2,001.1	1,032.3	
Prior Period Tax	-5.8	-5.0		0.0		-5.8	-5.0	
Deferred Tax	1.9	12.8		79.4		77.7	-12.1	
Profit After Tax	2,482.8	1,356.8	83%	5,800.3	-57%	9,942.8	4,116.7	142%
PAT margin	29.3%	13.6%		29.8%		26.3%	13.7%	
Other Comprehensive Income	0.7	0.9		1.1		3.7	3.8	
Total Comprehensive Income	2,483.5	1,357.7	83%	5,801.4	-57%	9,946.5	4,120.5	141%

*In Q3FY25: Received an Arbitration Claim from Patel KNR Heavy Infrastructures Ltd for an amount of Rs. 355.7 mn included in Revenue from Operations and Rs. 1,035.4 mn towards interest on such claim included in the other income and also expenses related to such claims of Rs. 12.9 mn included in Other expenses and the resultant tax of Rs. 346.9 mn included in current tax.

^ In Q2FY25: Pursuant to the settlement Agreement, the SPV was entitled to receive settlement amount of Rs. 96,13.8 mn which is included Revenue from operations and an amount of Rs. 34,24.6 mn accounted towards EPC claims which is included in Construction Cost and interest amount of Rs. 4,96.8.mn included in Finance cost and an amount of Rs. 22,18.3 mn of intangible asset has been amortized and included in depreciation and amortization expenses

^In Q2FY25: Exceptional Item includes Provision of Rs. 206.6 mn towards receivables from CUBE Highways and Infrastructure III Pte. Ltd and profit on buyback of shares by Patel KNR Infrastructures Ltd from Company amounting to Rs. 56.5 mn



Business Update

Business Overview

❑ One of the leading companies providing Engineering, Procurement and Construction (EPC) services

- Major Projects in Roads & Highways – one of the fast-growing sectors
- Established presence in Irrigation and Urban Water Infrastructure Management

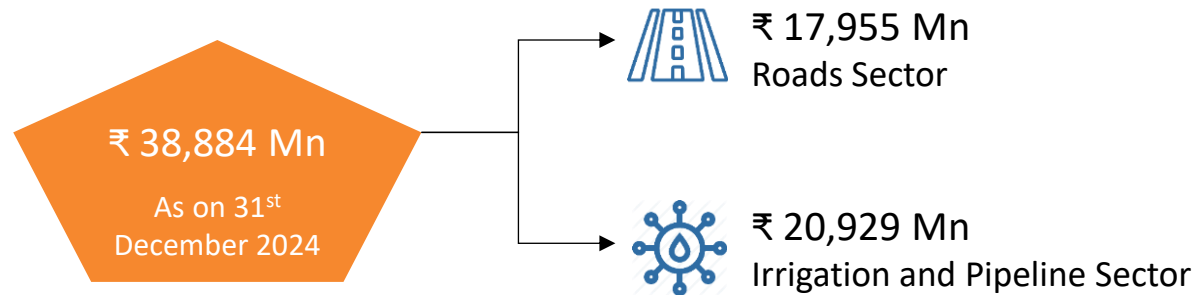
❑ 25+ years of experience of project execution

- Successfully executed more than ~8,700 lane km Road Projects
- Projects executed across 12 states in India

❑ Portfolio of BOT/HAM Projects

- 668 lane Kms Projects in the state of Telangana, Karnataka & Bihar
- 2 Annuity based Projects, 1 Toll based project and 8 HAM based projects
- 8 HAM based projects with total Bid Project cost of Rs. 96,188 million

❑ Strong EPC Order Book



Vision

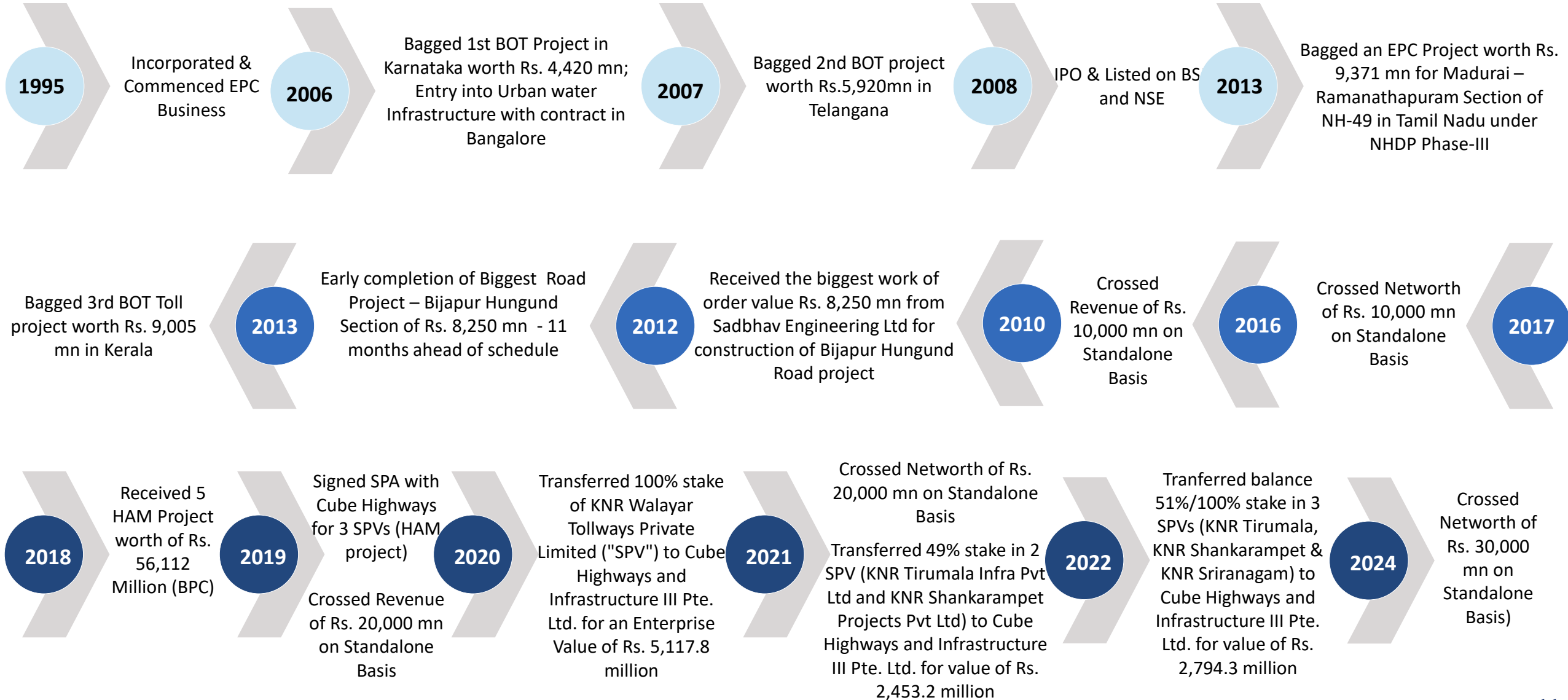
To develop KNRCL as a Centre of excellence in the field of Infrastructure services by striving continuously to provide eco-friendly solution adopting state-of-the-art practices and commitment to quality through motivated human resource



Mission

We would aim to add more business verticals to the organisation in the fields of construction of Elevated Metro Rail and Railway Projects.

Transformation





Mr. K. Narasimha Reddy –
Founder Promoter & Managing Director

- Over 50 years of experience in the Highway sector
- Started career in 1968 and engaged in the business of undertaking civil and mechanical contracts
- Extensive knowledge and experience in multi project planning Scheduling, cost controls in addition to overall construction and multi project management & driving force in taking the company towards greater heights



Mr. K. Jalandhar Reddy –
Promoter & Executive Director

- Over 25 years of experience in the Highway and infrastructure sector
- Started his career with the organisation as a project Manager and was elevated to Executive Director on April 1, 1997
- Heads the tendering and bidding activities and oversees most of the projects

Supported by Professional Team

Mr. T.L. Verma
(Sr. Vice President - Projects)


- A Bachelor of Engineering (BE) from MITS Gwalior (MP) with Over 40 years of total experience with ~20 years of experience in Highway sector
- Working with the company since 2006 on various projects i.e. Bridges and Highways, including construction of Concrete Roads

Mr. K Venkata Ram Rao
(General Manager - Finance & Accounts)

- An Associate Member of the Institute of Chartered Accountants of India and Institute of Company Secretaries of India with over 20 years of experience in the areas of finance, accountancy and taxation
- Has the overall responsibility for the finalization of corporate accounts, taxation, finance and related jobs

Ms. V. Harita
(Company Secretary)

- A Member of the Institute of Company Secretaries of India
- Overall responsibility towards compliance of Rules & Regulations laid down by various authorities



Key Business Strength

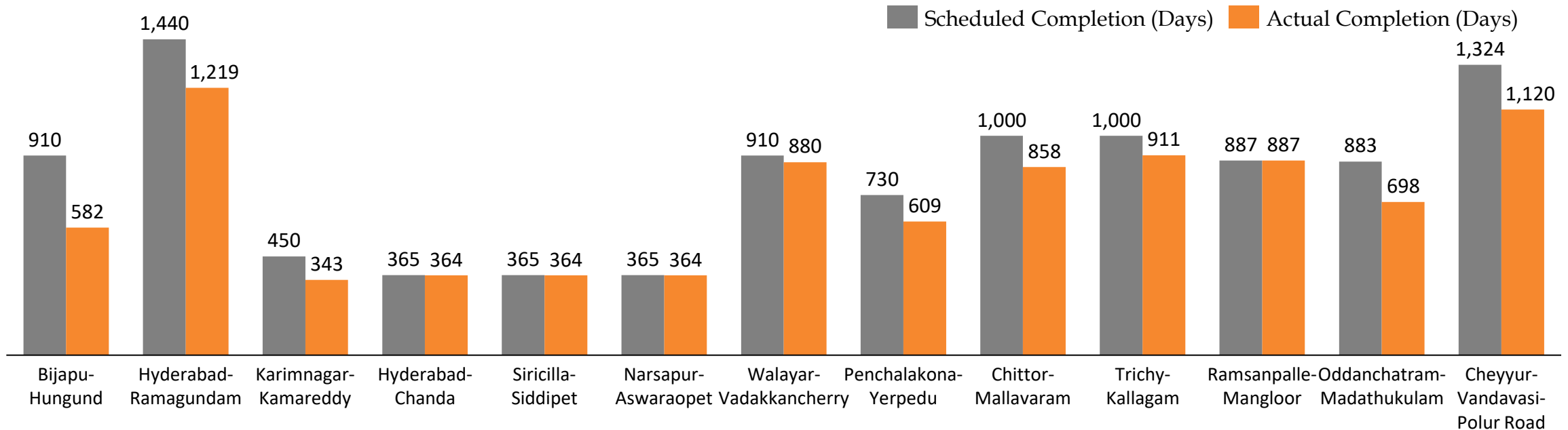
1. Project Execution Capabilities

☐ Top management's active involvement at all stages of Project execution

- Selection of Major Raw Material
- Selection of construction Camp location

☐ Faster Decision making to ensure project completion on schedule

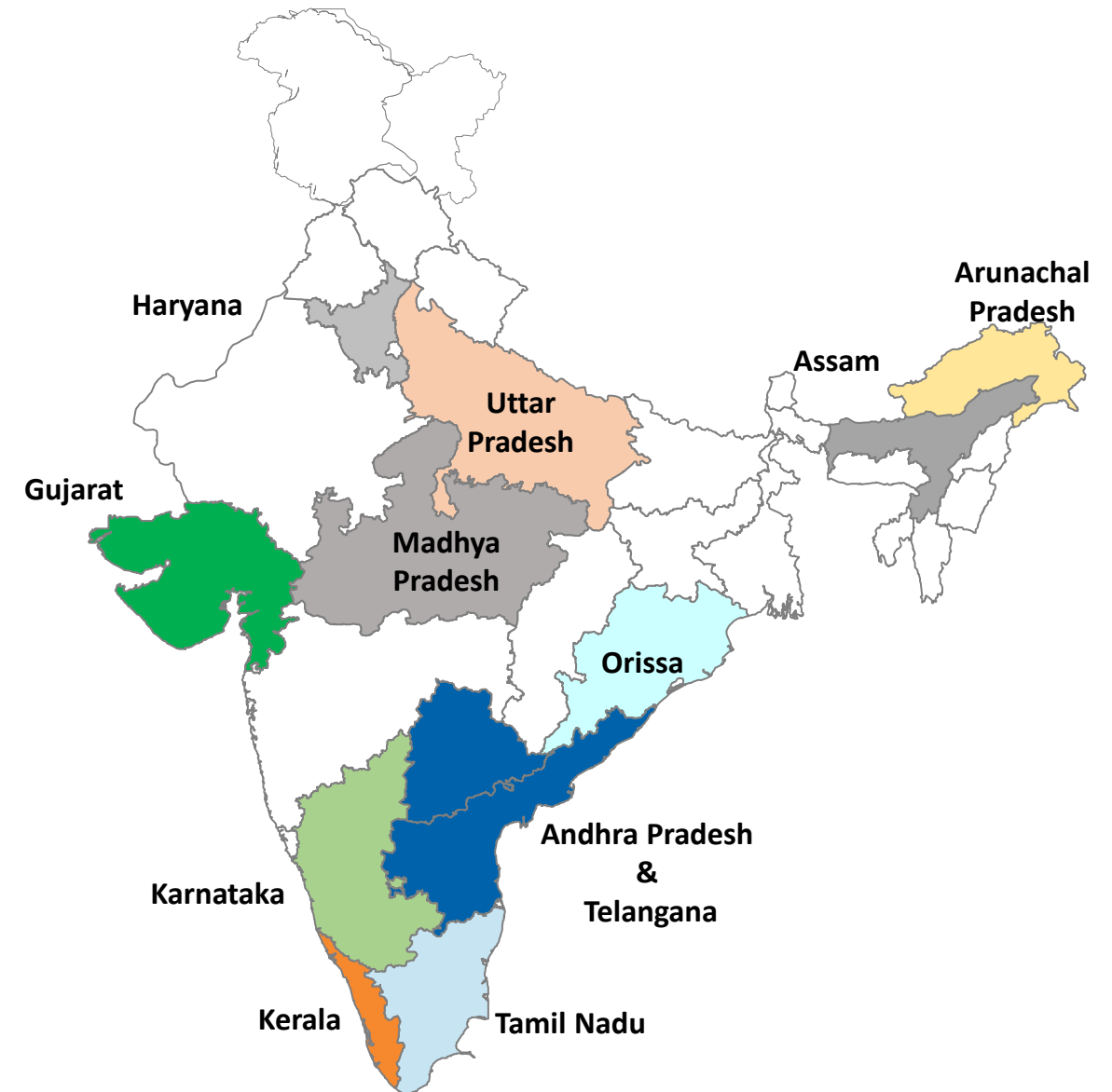
☐ Received Bonus for completion of construction ahead of schedule



SIGNIFICANT EXPERIENCE AND STRONG TRACK RECORD IN TIMELY EXECUTION OF PROJECTS

Pan India Project Execution Capability*

Sr. No.	State	No. of Projects	Project Value (Rs. Mn)
1	Tamil Nadu	12	44,998
2	AP & Telangana	30	43,534
3	Karnataka	15	33,176
4	Kerala	2	17,068
5	Madhya Pradesh	4	6,619
6	Uttar Pradesh	10	4,549
7	Assam	2	4,038
8	Arunachal Pradesh	1	3,468
9	Gujarat	1	2,550
10	Orissa	1	1,866
11	Haryana	1	118
	Total	79	1,61,984



*Projects executed in last 25 years

Disclaimer: Maps not to scale. All data, information, and maps are provided "as is" without warranty or any representation of accuracy, timeliness or completeness

Grade Separator

- ❑ **Constructed Grade Separator in Coimbatore city with a cumulative length of flyover, 2.853 km**
 - Length of 1st level flyover is 1.752 km
 - Length of 2nd level flyover is 1.101 km as a part of multipronged approach to ease traffic congestion in main city roads
- ❑ **Scope of the Project:**
 - 92 spans with 264 piles having a length of 2,617 Rm in 32 foundation locations and 62 number of open foundations
 - 39,802 cum of various grades of concrete, 6,524 MT of steel, 368 number of POT/PTFE bearings, 1,311 Rm of expansion Joints, 2,691 sqm of Reinforced Earth Wall in the approaches

Two-Tier Flyover in Salem City

- ❑ **Total cumulative length of flyover is 7.87 km**
 - Length of 1st level flyover is 3.891 km
 - Length of 2nd level flyover is 3.980 km
- ❑ **Scope of the Project:**
 - 206 spans with 133 piles having 1,347 running meters at 18 foundation locations and 155 number of Open Foundations
 - Major quantities executed are 89,324 Cum of Concrete, 12,341 MT of HYSD Steel, 821 numbers of POT/PTFE Bearings, 2,100 running meters of Expansion Joints, 8,493 Sqm of Reinforced Earth Wall in the approaches
 - Prestressed Precast Segmental Construction was adopted for super structure

Konda Pochamma Sagar Reservoir

- ❑ **Completed Konda Pochamma Sagar Reservoir of 50 TMC capacity**
 - About 12 Million Cum of earthwork was completed in record time of 500 days in the State of Telangana
 - Almost completed two major reservoirs in the State of Telangana
 - Execution is going on for 4 X 90 MW Pump House project in the State of Telangana now

2. In-house Construction Equipment

Sr. No.	Machinery	Quantity
1	Tipplers & Tankers	1,265
2	Excavators	394
3	Generators	302
4	Concrete Mixers And Pumps	199
5	Compactors	136
6	Drillers & Breakers	105
7	Loaders	99
8	Cranes	99
9	Graders	71
10	Compressors	65
11	Batching Plants	52
12	Pavers	54
13	Rollers	45
14	Weigh Bridges	53
15	Tractors	46

Sr. No.	Machinery	Quantity
16	Transformers	36
17	Crushers	32
18	Trailers	36
19	Dozers	24
20	Light Soures	25
21	Wet Mix Plants	17
22	Hot Mix Plants	14
23	Deisel Bunks	12
24	Kerb Laying Machine	10
25	Sprayers	10
26	Sweeping Machines	8
27	Drum Mix Plants	7
28	Piling Machines	6
29	Sub Stations	3
30	Micro Surfacing Machine	1



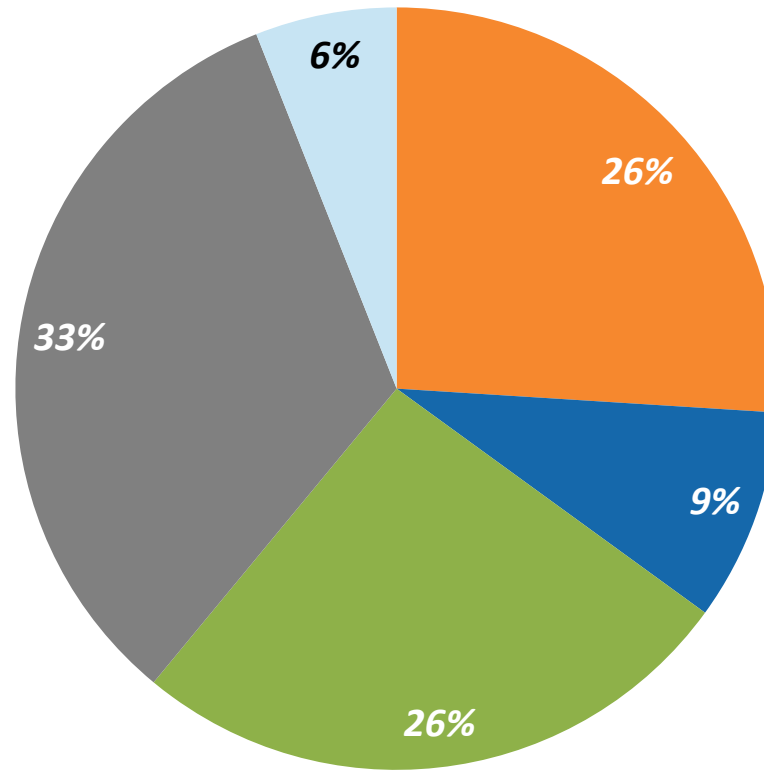

Gross Block of Plant & Machinery*
₹ 14,430 Million



WORLD CLASS CONSTRUCTION EQUIPMENTS USE OF RIGHT TOOLS FOR RIGHT WORK

3. In-house Execution Team

Total Employees*
2,470



- *Project Engineering*
- *Site Supervision*
- *Site Engineers*
- *Equipment Operators*
- *Admin & Office Staff*

IN-HOUSE TEAM OF QUALIFIED AND EXPERIENCED EMPLOYEES LED BY PROVEN MANAGEMENT TEAM

4. Host of Marque Clients



National Highways Authority of India (NHAI)



Andhra Pradesh Road Development Corporation (APRDC)



Ministry of Road Transport & Highways (MoRTH)



Hyderabad Growth Corridor Limited (HGCL)



Karnataka State Highway Improvement Project (KSHIP)



Karnataka Road Development Corporation (KRDCL)



Madhya Pradesh Road Development Corporation Limited (MPRDCL)



Bruhat Bangalore Mahanagara Palike (BBMP)



Uttar Pradesh State Highways Authority (UPSHA)



Telangana Irrigation (Government of Telangana)



A.P. Irrigation (Government of Andhra Pradesh)



GMR Projects Private Limited



Engineers India Limited (Government of India Undertaking)



NMDC Limited



Sadbhav Engineering Limited



Public Works Department (Government of Arunachal Pradesh)



Highways Department (Government of Tamil Nadu)



Oriental Structural Engineers Pvt. Ltd.



BOT Portfolio

BOT Portfolio – Annuity Projects

	Particulars	Patel KNR Infrastructures limited (PKIL)	Patel KNR Heavy Infrastructures Limited (PKHIL)
Project Details	Stake	40%	40%
	Project Type	Road-Annuity	Road-Annuity
	State	Karnataka	Telangana
	JV Partner	PEL	PEIL
	Client	NHAI	NHAI
	Length (KM)	60.0	53.0
Terms	Concession Start Date	26 th March 2007	2 nd March 2008
	Concession Period	20 Years	20 Years
	COD	21 st December 2009	11 th June 2010
Financials	Project Cost (Rs. mn)	4,420.0	5,920.0
	Equity (31.12.2024) (Rs. mn)	370.0	648.7
	Debt (31.12.2024) (Rs. mn)	906.6	907.7
	Securitized	Yes*	Yes**
	Semi-Annuity - 36 Instalments (Rs. mn)	329.4	443.7

* PKIL securitized its project loan through issuance of non-convertible debentures to LIC of India & raised Rs. 4,090 mn in April 2010. The said proceeds were used to retire the existing high cost project loan and unsecured loans of promoters and to meet the issue expenses.

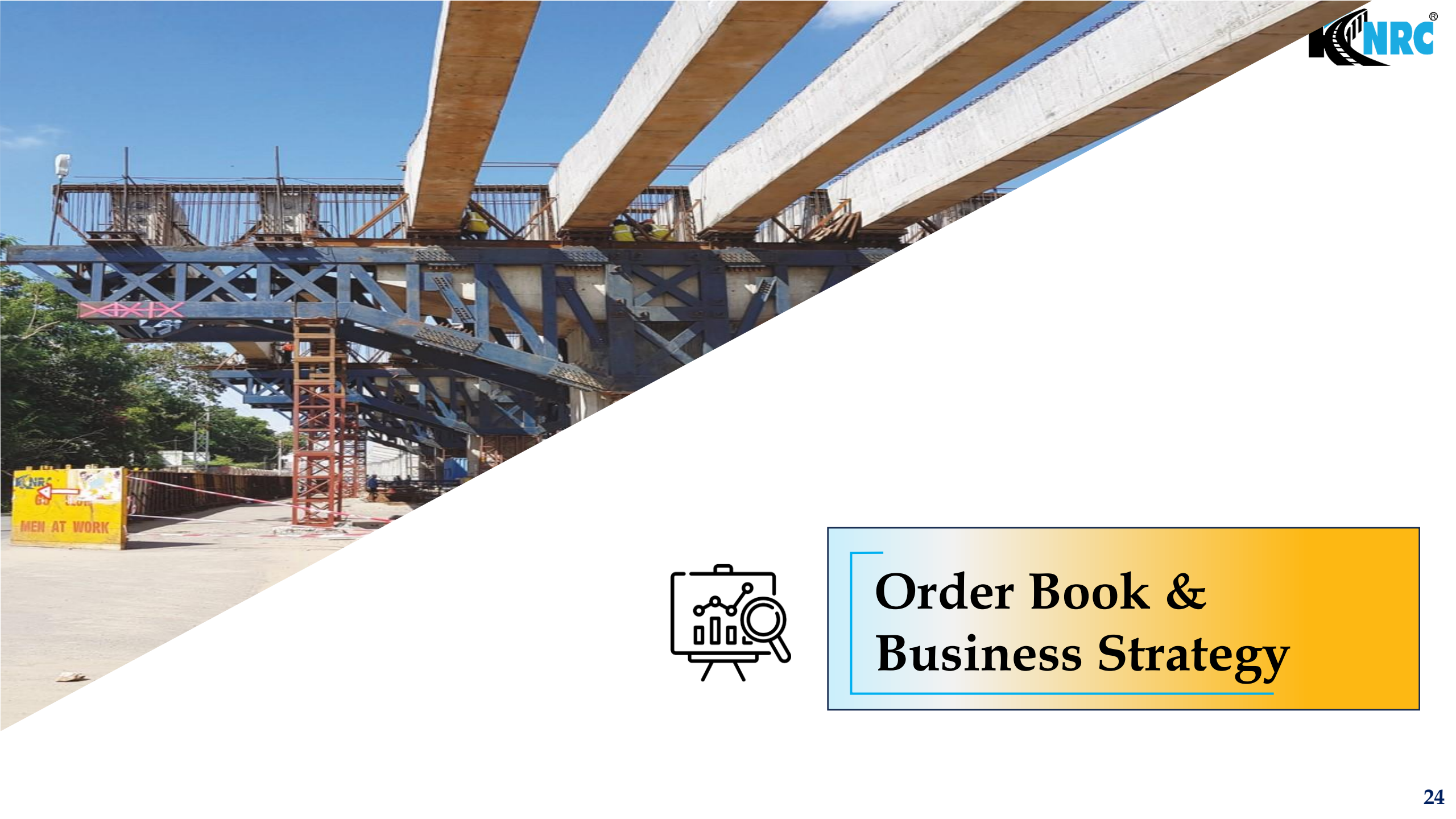
**PKHIL securitized its project loan through issuance of non-convertible debentures to L&T Infrastructures Finance Company Limited and raised Rs 4000 mn in Sept. 2013. The said proceeds were used to retire the existing high cost project loans (Other than the ECB of USD 25 Millions availed from the Standard Chartered Bank, London) and unsecured loans of promoters and to meet the issue expenses.

HAM Portfolio

	Particulars	<i>Magadi - Somwarpet</i>	<i>Oddanchatram - Madathukulam</i>	<i>Ramanattukara - Valanchery</i>	<i>Valanchery - Kappirikkad</i>	<i>Chittor -Thatchur</i>	<i>Mysore to Kushalnagara (Pkg V)</i>	<i>Mysore to Kushalnagara (Pkg IV)</i>	<i>Marripudi to Somvarappadu</i>
Project Detail	SPV Name	KNR Somwarpet Infra Pvt. Ltd.	KNR Palani Infra Pvt. Ltd.	KNR Ramanattukara Infra Pvt. Ltd.	KNR Guruvayur Infra Pvt. Ltd.	KNR Ramagiri Infra Pvt. Ltd.	KNR Sriranganatha Infra Pvt. Ltd.	KNR Kaveri Infra Pvt. Ltd.	KNR Ramatheertham Infra Pvt. Ltd.
	Stake	100%	100%	100%	100%	100%	100%	100%	100%
	Project Type	Hybrid Annuity	Hybrid Annuity	Hybrid Annuity	Hybrid Annuity	Hybrid Annuity	Hybrid Annuity	Hybrid Annuity	Hybrid Annuity
	State	Karnataka	Tamil Nadu	Kerala	Kerala	Andhra Pradesh	Karnataka	Karnataka	Andhra Pradesh
	Client	KSHIP	NHAI	NHAI	NHAI	NHAI	NHAI	NHAI	NHAI
	No of Lanes	Two	Four	Six	Six	Six	Four	Four	Six
	Length(KM)	166.0	45.4	39.7	37.4	34.7	83.4	26.6	29.1
	Concession Period	9 Years	17 Years	17.5 Years	17.5 Years	17 Years	17 Years	17 Years	17 Years
Financials	Bid Project Cost (Rs. mn)	11,445.0	9,200.0	23,675.0	21,400.0	10,415.0	6,903.0	6,500.0	6,650.0
	Total Project Cost (Rs. mn)	11,276.0	7,920.0	21,500.0	19,594.0	9,309.1	7,981.2	7,387.3	7,716.8
	Grant (Rs. mn)^	7,485.0	3,945.4	10,250.0	9,242.5	4,501.7	3,506.3	3,301.6	3,372.2
	Estimated Equity (Rs. mn)	1,221.0	804.6	2,250.0	2,091.5	961.5	895.0	817.2	874.6
	Estimated Debt (Rs. mn)	2,570.0	3,170.0	9,000.0	8,260.0	3,845.9	3,579.9	3,268.5	3,470.0
	Status*	AD: 5 th Oct. 2020	AD: 5 th Oct. 2020	AD: 21st Jan. 2022	AD: 21 st Jan. 2022	AD: 25 th Jan. 2023	FC: 27 th Sept. 2023	FC: 21 st Sept. 2023	AD: 10 th Feb. 2024
	PCOD / COD	27 th June 2023	2 nd Sept. 2022	-	-	-	-	-	-
Progress	% Physical Progress	87.5%	100.0%	89.5%	86.2%	84.3%	0.0%	0.0%	22.6%
	Equity Invested (Rs. mn)	1,232.6	644.0	1,598.1	1,597.5	813.7	0.0	0.0	1.0
	Grant Received (Rs. mn)	6,949.7	4,386.6	9,820.9	9,002.1	4,378.5	0.0	0.0	985.5
	Debt Already Drawn (Rs. mn)	1,777.0	2,450.0	4,500.0	4,500.0	1,500.0	0.0	0.0	0.0

* - AD: Appointed Date; FC: Financial Closure

^Grant includes estimated Price Index Multiple of Rs. 4,222.5 mn

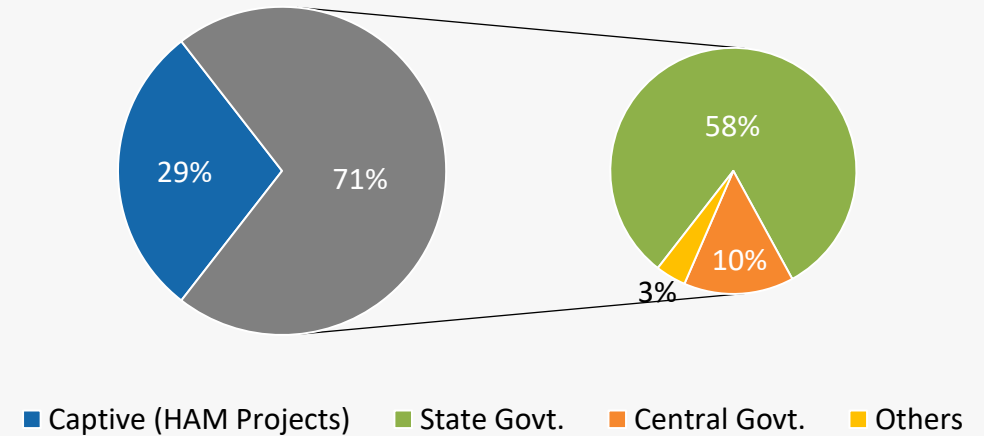


Order Book & Business Strategy

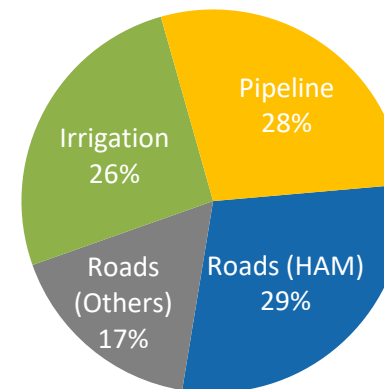
Order-book Highlights

Key Projects	Rs. Mn
Marripudi to Somvarappadu Project (HAM)	4,490
Bangalore-Mangalore Project (Periya Shanthi to Bntwal) (EPC)	3,598
Valanchery Bypass to Kappirikkad Project (HAM)	2,240
Ramanattukara to Valanchery bypass project (HAM)	1,940
Development of Six lane Chittoor-Thatchur Highway (HAM)	1,715
Top 5 Road Projects	13,983
Other Road Projects	3,972
Irrigation Projects	9,919
Pipeline Projects	11,010
Total Orderbook as on 31st December 2024	38,884

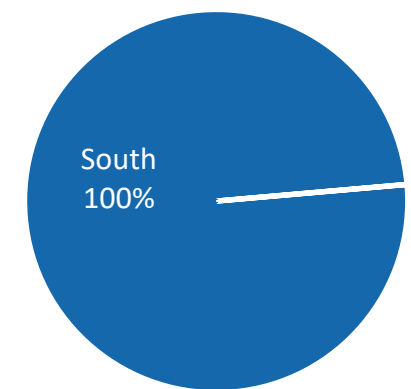
Order Book Break-up



Segment Wise Split



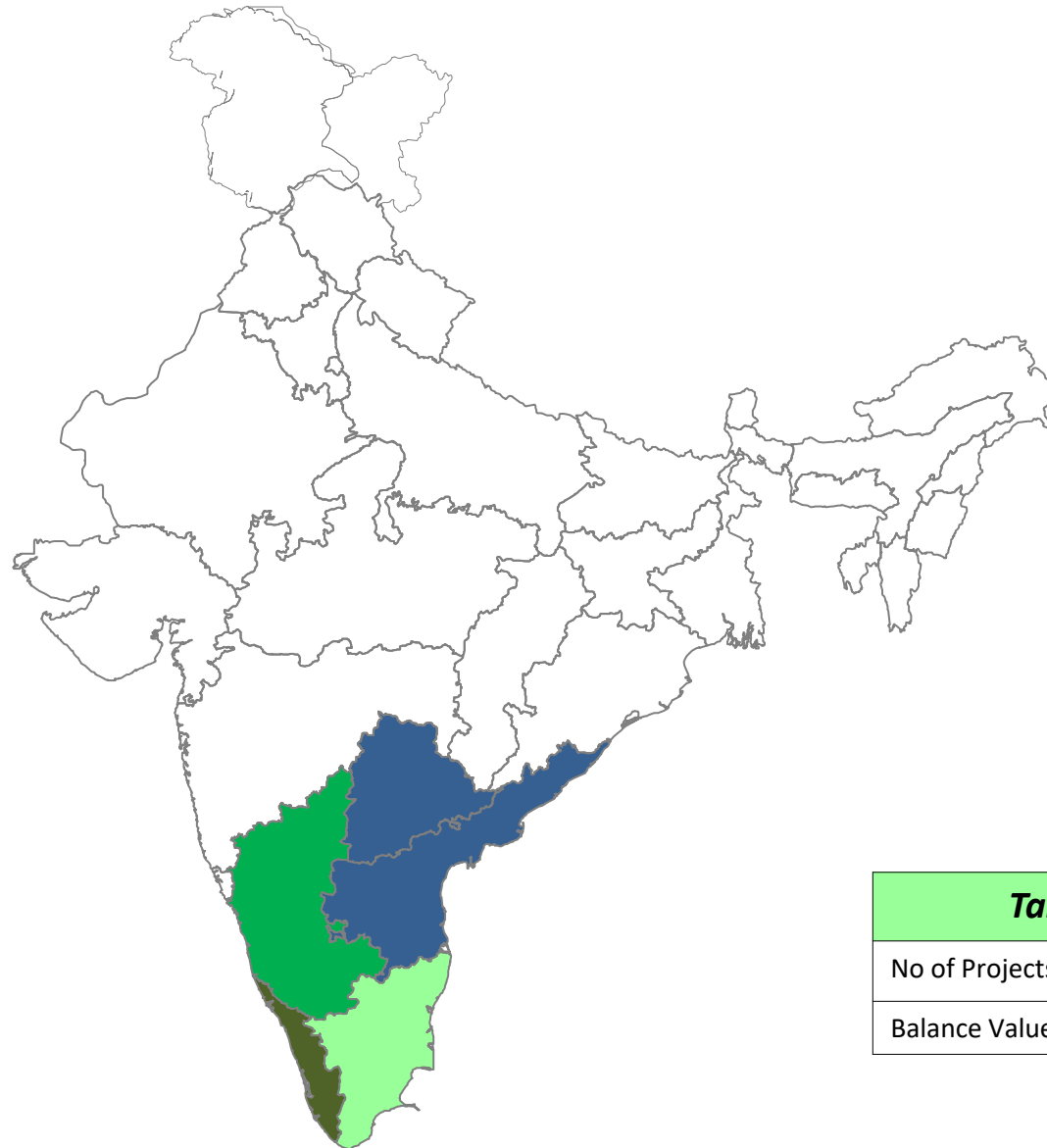
Region Wise Split



Order-book: State-wise

Karnataka	
No of Projects	4
Balance Value	Rs. 5,036 mn

Kerala	
No of Projects	2
Balance Value	Rs. 4,180 mn



AP & Telangana	
No of Projects	11
Balance Value	Rs. 27,606 mn

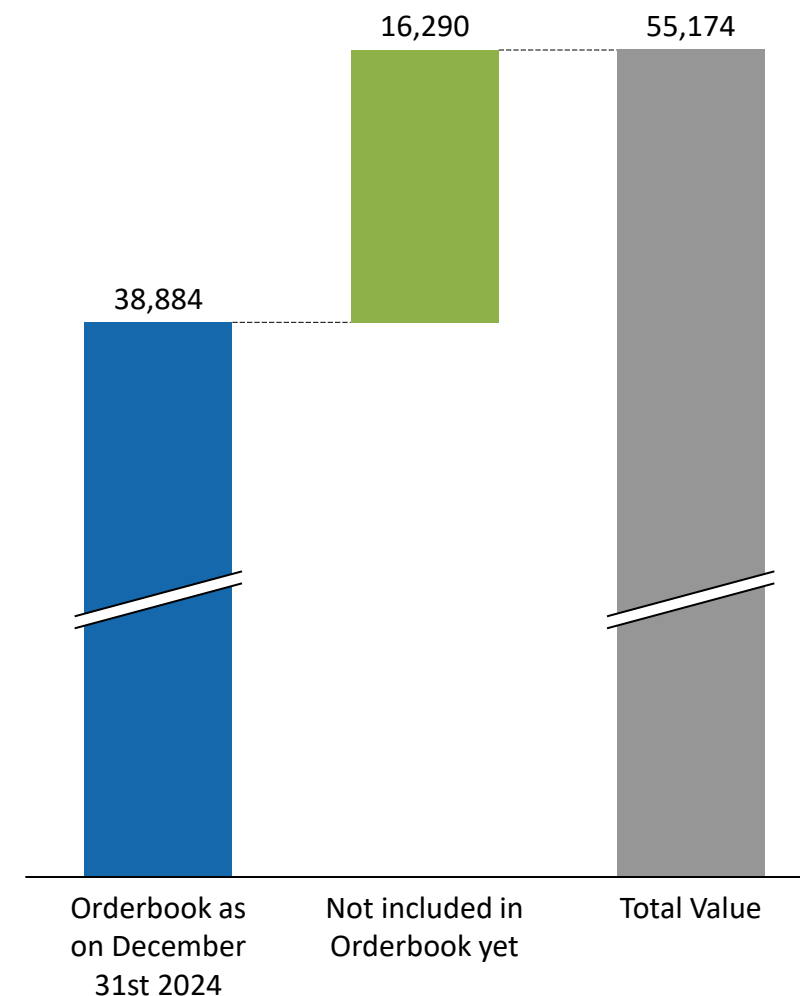
Tamil Nadu	
No of Projects	2
Balance Value	Rs. 2,062 mn

Recently Won Projects

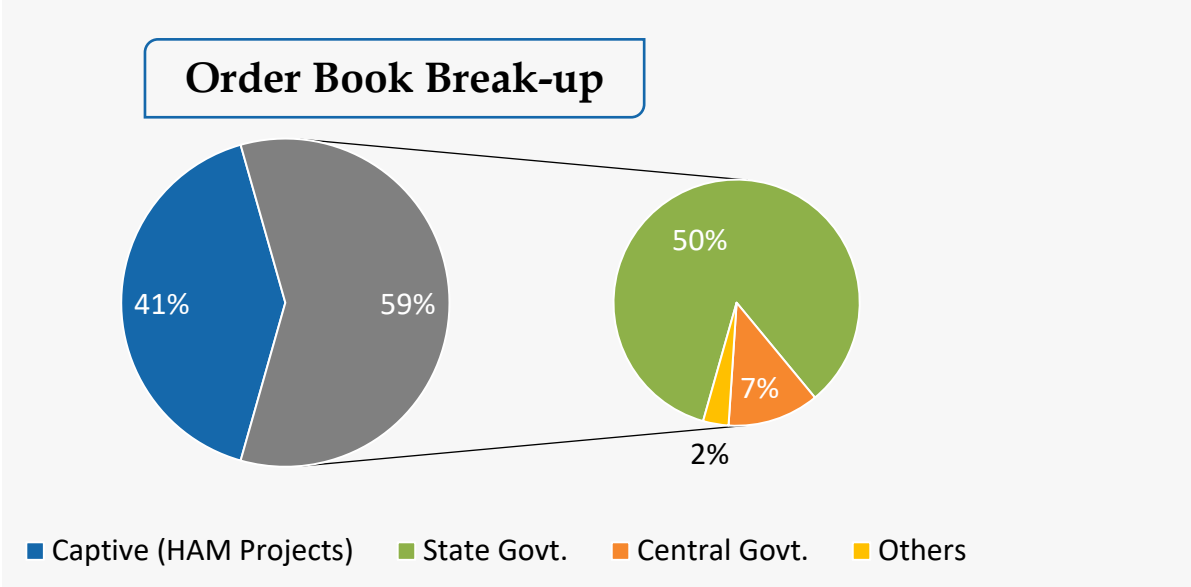
New Projects (HAM)	Rs. Million (Excluding GST)
Construction of Access Controlled four laning with paved shoulder from Mysore to Kushalnagara Section of NH-275 on Hybrid Annuity Mode under NH(O) in the State of Karnataka (Package IV)	5,750*
Construction of Access Controlled four laning with paved shoulder from Mysore to Kushalnagara Section of NH-275 under NH(O) in the State of Karnataka (Package V)	6,250*
Total	12,000

New Projects (Irrigation)	Rs. Million (Excluding GST)
SRLIP – Distributary package No. 6 – Earth work Excavation and Forming Embankment including Construction of Structures, Lining of Canals for the Distributaries D-1 to D-15 of Sathupally Main Canal & D-16 to D-35 of NTR Flood Flow Canal of Sitarama Lift Irrigation Project.	3,279
Irrigation & CAD Department- SRLIP to Paleru Link Canal – Package no. 13 – Earthwork excavation, formation of embankment and providing CC lining including construction of CM & CD structures works on SRLIP to Paleru link Canal from Km 0.000 near Chimalapadu (v) Singreni (m) Khammam (D) to Km 10.500 near Burda Raghavapuram (v), Enkoor (m), Khammam District	1,011
Total	4,290

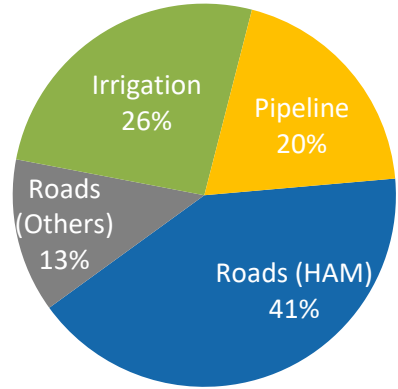
Rs. million



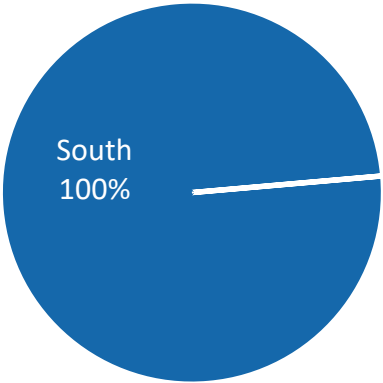
Orderbook Breakup - Rs. 55,174 Mn




Segment Wise Split



Region Wise Split







Financial Highlights

Standalone Financial Highlights



Financial Year	2010*	2011*	2012*	2013*	2014*	2015*	2016^	2017^	2018^	2019^	2020^	2021^	2022^	2023^	2024^
Turnover	Rs. 7,125	Rs. 7,930	Rs. 7,505	Rs. 6,921	Rs. 8,348	Rs. 8,761	Rs. 9,025	Rs. 15,411	Rs. 19,317	Rs.21,373	Rs. 22,442	Rs. 27,026	Rs. 32,726	Rs. 37,438	Rs. 40,910
	\$118.6	\$132.0	\$125.0	\$115.2	\$139.0	\$140.0	\$136.1	\$238.3	\$296.9	\$306.8	\$297.7	\$369.2	\$431.7	\$ 455.4	\$ 493.3
EBITDA	Rs. 1,121	Rs. 1,356	Rs. 1,338	Rs. 1,164	Rs. 1,258	Rs. 1,261	Rs. 1,529	Rs. 2,296	Rs. 3,839	Rs. 4,270	Rs. 4,871	Rs. 5,358	Rs. 6,777	Rs. 7,217	7,010
	\$18.7	\$22.6	\$22.3	\$19.4	\$20.9	\$20.1	\$23.1	\$35.5	\$59.3	\$61.3	\$64.6	\$73.2	\$89.4	\$ 87.8	\$ 84.5
Profit before Tax (PBT)	Rs. 826	Rs. 897	Rs. 784	Rs. 670	Rs. 669	Rs. 723	Rs. 1,291	Rs. 1,632	Rs. 2,682	Rs. 2,906	Rs. 2,937	Rs. 3,811	Rs. 5,788	Rs. 7,051	6,893
	\$13.8	\$14.9	\$13.1	\$11.2	\$11.1	\$11.6	\$19.5	\$25.2	\$41.2	\$41.7	\$39.0	\$52.1	\$76.4	\$ 85.8	\$ 83.1
Profit after Tax (PAT)	Rs. 503	Rs. 568	Rs. 528	Rs. 521	Rs. 610	Rs. 730	Rs. 1,611	Rs. 1,573	Rs. 2,721	Rs. 2,633	Rs. 2,252	Rs. 2,442	Rs. 3,818	Rs. 4,988	4,938
	\$8.4	\$9.5	\$8.8	\$8.7	\$10.2	\$11.7	\$24.3	\$24.3	\$41.8	\$37.8	\$29.9	\$33.4	\$50.4	\$ 60.7	\$ 59.5
EPS **	Rs. 1.79	Rs. 2.02	Rs. 1.88	Rs. 1.86	Rs. 2.17	Rs. 2.60	Rs. 5.73	Rs. 5.59	Rs. 9.68	Rs. 9.36	Rs. 8.01	Rs. 8.68	Rs. 13.6	Rs. 17.7	Rs. 17.6
	\$0.025	\$0.030	\$0.030	\$0.030	\$0.035	\$0.040	\$0.090	\$0.085	\$0.0150	\$0.135	\$0.109	\$0.119	\$0.179	\$ 0.216	\$ 0.214
Net Worth	Rs. 3,008	Rs. 3,520	Rs. 4,024	Rs. 4,521	Rs. 5,106	Rs. 5,837	Rs. 7,377	Rs. 8,955	Rs. 11,578	Rs. 14,143	Rs. 16,239	Rs. 18,678	Rs. 22,420	Rs. 27,343	32,257
	\$50.1	\$58.6	\$67.0	\$75.3	\$85.0	\$93.3	\$111.2	\$138.5	\$177.9	\$203.0	\$215.4	\$255.1	\$295.7	\$ 332.6	\$ 389.0
Debt	Rs. 740	Rs. 735	Rs. 555	Rs. 710	Rs. 867	Rs. 963	Rs. 1,125	Rs. 1,303	Rs. 2,204	Rs. 2,641	Rs. 2,141	Rs. 7	Rs. 0	Rs. 3	0
	\$12.3	\$12.2	\$9.2	\$11.8	\$14.4	\$16.0	\$16.9	\$20.2	\$31.6	\$37.9	\$28.4	\$0.1	\$0.0	\$ 0.0	\$ 0.0
Debt to Equity	0.25	0.21	0.14	0.16	0.17	0.17	0.15	0.14	0.19	0.19	0.13	0.00	0.00	0.00	0.00

From FY10 to FY14 1 USD = Rs. 60.059

FY15 – 1USD = Rs. 62.58; FY16-1 USD = Rs. 66.32; FY17-Rs. 64.66; FY18-Rs. 65.07, FY19-Rs. 69.66, FY20 = Rs. 75.39, FY21 = Rs. 73.21, FY22 = Rs. 75.81, FY23 = 82.22

FY24 = 82.93

* Above financials are based on I GAAP

** Adjusted for Bonus Issue

^ Based on IndAS

All figures in Rupees million except EPS & Debt to Equity

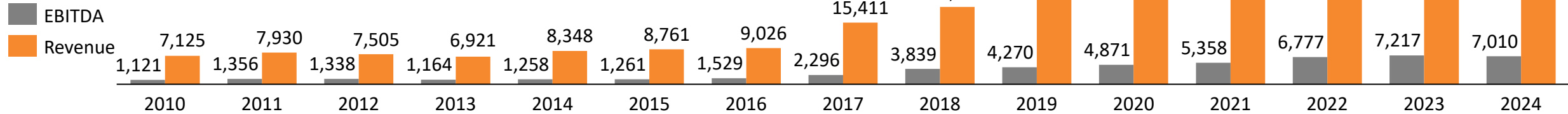
Standalone Financial Highlights



Revenue & EBITDA (Margin %)

EBITDA
Margin (%)

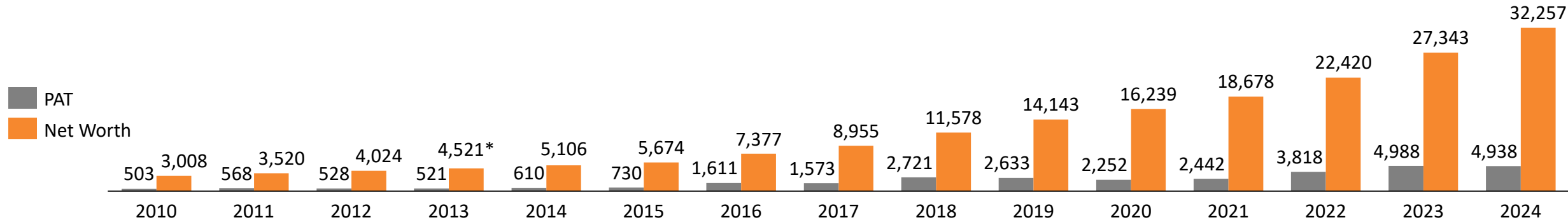
15.7% 17.1% 17.8% 16.8% 15.1% 14.4% 16.9% 14.9% 19.9% 20.0% 21.7% 19.8% 20.7% 19.3% 17.1%



Net Profit & Net Worth (RoE)

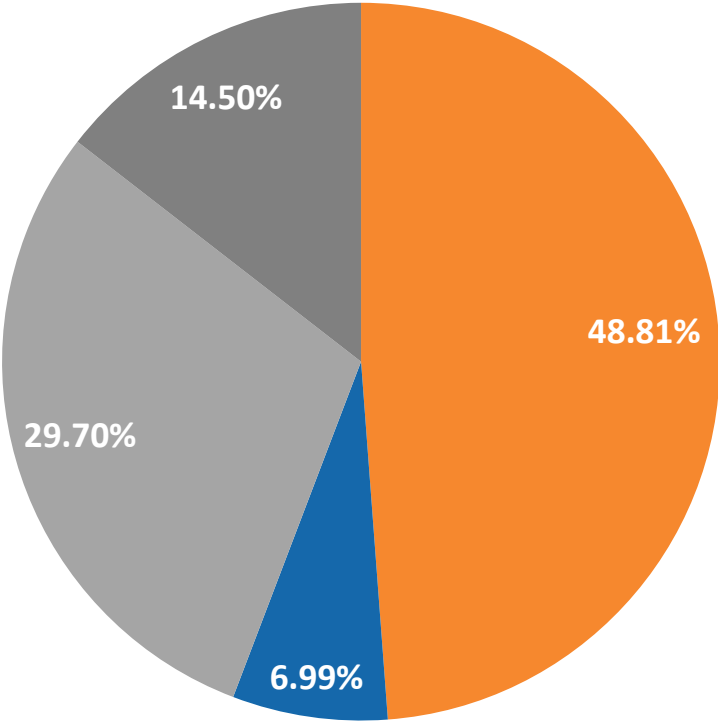
RoE (%)

16.7% 16.1% 13.1% 11.5% 11.9% 12.9% 21.8% 17.6% 23.5% 18.6% 13.9% 13.1% 17.0% 18.2% 15.3%



Rs. in Million

Shareholding Pattern as on 31st December 2024



- **PROMOTERS**
- **FOREIGN INST. INVESTORS**
- **MUTUAL FUNDS & AIFs, Insurance Co.**
- **PUBLIC & OTHERS**

Shareholders Holding more than 1% of the Equity (Other than Promoters)	% to Equity
HDFC Mutual Fund	8.19
SBI Mutual Fund	4.41
DSP Mutual Fund	3.71
Canara Robeco Mutual Fund	2.18
Franklin Templeton Mutual Fund	1.88
Kotak Mutual Fund	1.88
HSBC Mutual Fund	1.44
Axis Mutual Fund	1.38
Tata Mutual Fund	1.23
The Master Trust Bank of Japan Ltd (FPI Category I)	1.10
Total	27.40

For further information, please contact



Company :	Investor Relations Advisors :
<p>KNR Constructions Ltd. CIN: L74210TG1995PLC130199</p> <p>Mr. K. Venkata Ram Rao (GM - Finance & Accounts)</p> <p>venkatram@knrcl.com</p> <p><u>Office Address:</u> KNR Constructions Limited KNR House, 3rd & 4th Floors, Plot NO. 114, Phase - I, Kavuri Hills, Hyderabad - 500033</p> <p>www.knrcl.com</p>	<p>Strategic Growth Advisors Pvt. Ltd. CIN: U74140MH2010PTC204285</p> <p>Mr. Jigar Kavaia</p> <p>+91-9920602034 jigar.kavaia@sgapl.net</p> <p>www.sgapl.net</p>