

MAY 2018



KNR Constructions Limited

Investor Presentation

Disclaimer

This presentation and the accompanying slides (the “Presentation”), which have been prepared by KNR Constructions Limited (the “Company”), have been prepared solely for information purposes and do not constitute any offer, recommendation or invitation to purchase or subscribe for any securities, and shall not form the basis or be relied on in connection with any contract or binding commitment whatsoever. No offering of securities of the Company will be made except by means of a statutory offering document containing detailed information about the Company.

This Presentation has been prepared by the Company based on information and data which the Company considers reliable, but the Company makes no representation or warranty, express or implied, whatsoever, and no reliance shall be placed on, the truth, accuracy, completeness, fairness and reasonableness of the contents of this Presentation. This Presentation may not be all inclusive and may not contain all of the information that you may consider material. Any liability in respect of the contents of, or any omission from, this Presentation is expressly excluded.

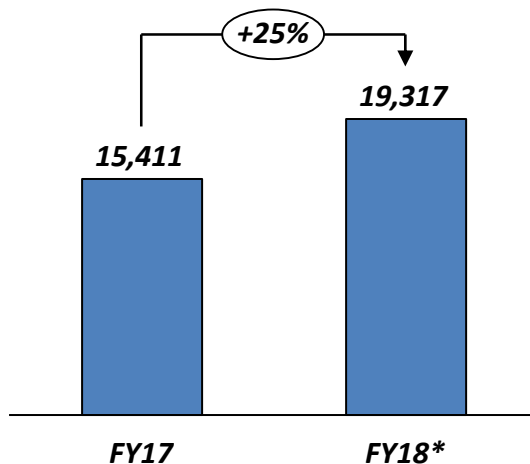
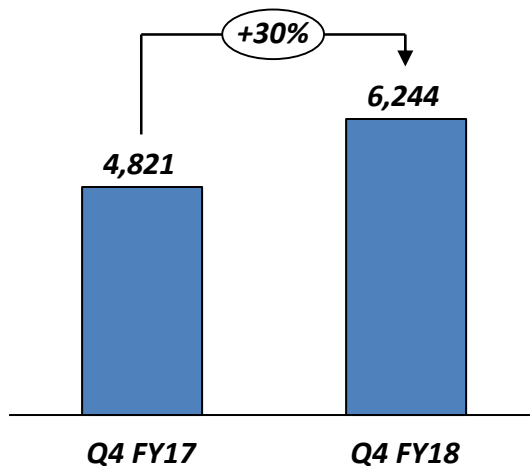
Certain matters discussed in this Presentation may contain statements regarding the Company’s market opportunity and business prospects that are individually and collectively forward-looking statements. Such forward-looking statements are not guarantees of future performance and are subject to known and unknown risks, uncertainties and assumptions that are difficult to predict. These risks and uncertainties include, but are not limited to, the performance of the Indian economy and of the economies of various international markets, the performance of the industry in India and world-wide, competition, the company’s ability to successfully implement its strategy, the Company’s future levels of growth and expansion, technological implementation, changes and advancements, changes in revenue, income or cash flows, the Company’s market preferences and its exposure to market risks, as well as other risks. The Company’s actual results, levels of activity, performance or achievements could differ materially and adversely from results expressed in or implied by this Presentation. The Company assumes no obligation to update any forward-looking information contained in this Presentation. Any forward-looking statements and projections made by third parties included in this Presentation are not adopted by the Company and the Company is not responsible for such third party statements and projections.



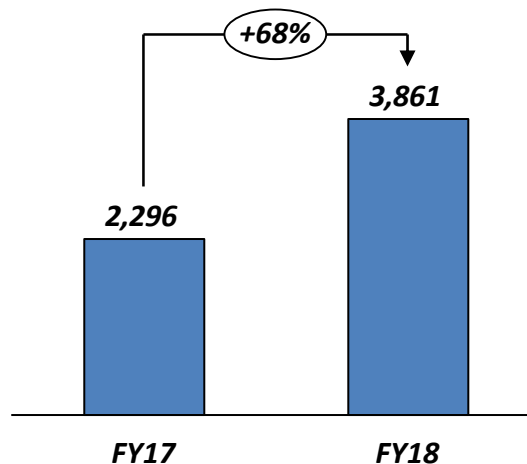
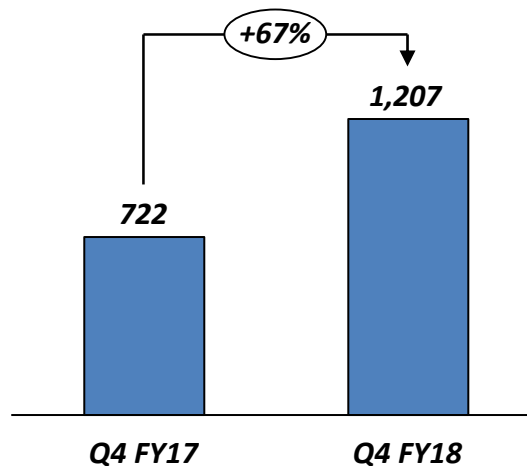
KEY HIGHLIGHTS & RESULT UPDATE

Standalone Financial Highlights

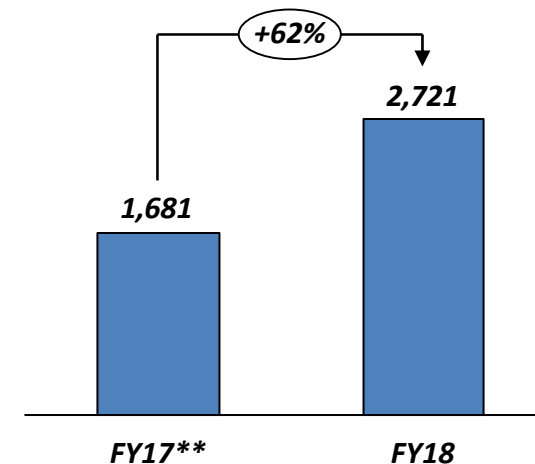
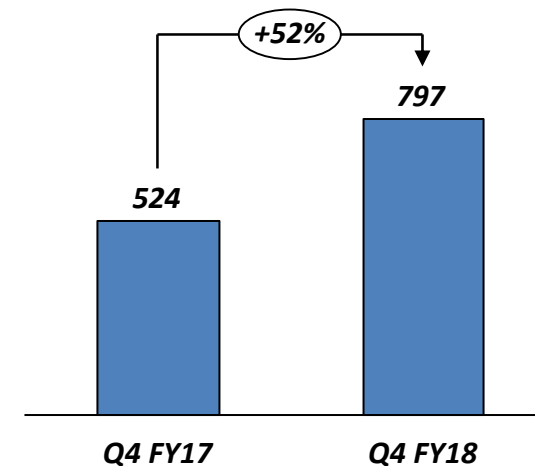
Revenue (Rs. Million)



EBITDA (Rs. Million)



Adjusted PAT (Rs. Million)



* Revenue from operations for the year ended 31st March, 2018 includes Rs. 168 million from the claims received by two Joint Ventures in Q1FY18

** Adjusted PAT = PAT + Exceptional Items

Standalone Financial Results

Rs. Million	FY18	FY17	YoY	Q4 FY18	Q4 FY17	YoY
Net Sales	18,756.4	15,325.4		5,932.8	4,851.1	
Other Operating Income *	560.2	85.1		310.9	-30.1	
Total Revenue	19,316.6	15,410.5	25%	6,243.7	4,821.0	30%
Operating Expenses	12,854.4	11,145.1		4,120.4	3,485.6	
Employees Expenses	721.2	552.4		199.7	145.6	
Other Expenditure	1,879.7	1,417.3		716.3	467.7	
EBITDA	3,861.3	2,295.8	68%	1,207.3	722.2	67%
EBITDA margin	20.0%	14.9%		19.3%	15.0%	
Other Income	393.1	302.8		182.8	9.8	
Depreciation	1,341.5	638.7		491.0	194.9	
Interest	231.4	219.0		87.9	54.2	
Exceptional Items	-	108.7		-	-	
PBT	2,681.5	1,632.2	64%	811.1	483.0	68%
Tax						
Current Tax	195.8	120.9		110.1	48.6	
Prior Period Tax	-1.9	-0.2		-5.2	0.0	
Deferred Tax	-233.2	-61.0		-91.2	-89.9	
Profit After Tax	2,720.9	1,572.5	73%	797.4	524.3	52%
PAT margin	14.1%	10.2%		12.8%	10.9%	
Other Comprehensive Income	-12.7	5.1		-12.8	0.0	
Total Comprehensive Income	2,708.2	1,577.6	72%	784.7	524.3	50%
Adjusted PAT	2,720.9	1,681.2	62%	797.4	524.3	52%
Adjusted PAT Margin	14.1%	10.9%		12.8%	10.9%	

* Other Operating Income includes Rs. 168 million from the claims received by two Joint Ventures in Q1FY18

** Adjusted PAT = PAT + Exceptional Items

Standalone Balance Sheet

ASSETS (Rs. Millions)	Mar-18	Mar-17
Non-Current Assets		
Property, plant and equipment	3,313.7	2,606.9
Capital work-in-progress	0.2	15.3
Investment property	620.4	614.8
Other Intangible assets	1.5	0.2
Financial Assets		
Investments	176.5	174.5
Other Investments	4,923.4	4,623.0
Loans	16.3	31.3
Other financial assets	25.5	138.4
Deferred tax assets (Net)	1,407.6	815.5
Non current tax assets (Net)	76.1	405.9
Other non-current assets	824.1	275.4
Total Non-current assets	11,385.4	9,701.1
Current assets		
Inventories	711.8	573.6
Financial assets		
Other Investments	256.1	553.4
Trade receivables	2,319.8	1,639.6
Cash and cash equivalents	370.6	164.4
Bank Balances	67.8	82.0
Loans	263.1	317.7
Other financials assets	1,539.2	1,316.0
Current tax assets (Net)	89.3	47.5
Other current assets	2,655.2	1,784.1
Total Current assets	8,273.0	6,478.2
TOTAL ASSETS	19,658.4	16,179.3

EQUITY & LIABILITIES (Rs. Millions)	Mar-18	Mar-17
Equity		
Equity Share capital	281.2	281.2
Other equity	11,297.1	8,673.5
Total equity	11,578.3	8,954.7
Liabilities		
Non-current liabilities		
Financial liabilities		
Borrowings	2,118.5	1,302.8
Trade Payables	82.7	82.7
Other financial liabilities	27.2	32.1
Provisions	42.2	17.3
Other non-current liabilities	132.5	182.4
Total non-current liabilities	2,403.0	1,617.3
Current liabilities		
Financial liabilities		
Borrowings	-	-
Trade Payables	2,101.7	1,343.9
Other financial liabilities	1,171.3	1,784.5
Provisions	142.1	128.1
Current Tax Liability (net)	2,244.0	2,350.8
Other current liabilities	18.0	-
Total current liabilities	5,677.1	5,607.3
TOTAL EQUITY AND LIABILITIES	19,658.4	16,179.3

Long Term Bank Loan Facilities are rated as A+ 'Positive' and Short Term Bank Loan Facilities are rated as A1+ by Crisil Ratings

Key Updates

- 📍 The Company has Received an order worth Rs.8,844.72 million in the state of Telangana for irrigation works
 - The share of KNR is Rs. 5,606.61 million
- 📍 KNR Muzaffarpur Barauni Tollway Private Limited has Received 100% PCOD on 24th August, 2017
 - 100% Toll Collection has commenced from 1st October 2017
- 📍 The company has received 5 HAM Road Projects worth of Rs. 56,112.10 million (BPC)
- 📍 The Company has been awarded as the “2nd Fastest Growing Construction Company (Medium Category)” at Construction World Annual Awards 2017



BUSINESS OVERVIEW

Business Overview

📍 One of the leading companies providing Engineering, Procurement and Construction (EPC) services

Major Projects in Roads & Highways – one of the fast growing sector

Established presence in Irrigation and Urban Water Infrastructure Management

📍 20 years of experience of project execution

Successfully executed more than ~6,000 lane km Road Projects

Projects executed across 12 states in India

📍 Portfolio of BOT Projects

778 lane Kms Projects in the state of Telangana, Karnataka, Kerala & Bihar

2 Annuity based Projects & 2 Toll based projects completed

4 HAM projects for which financial closure is under-progress & 1 HAM Project for which LOA has been received

📍 Strong EPC Order-book

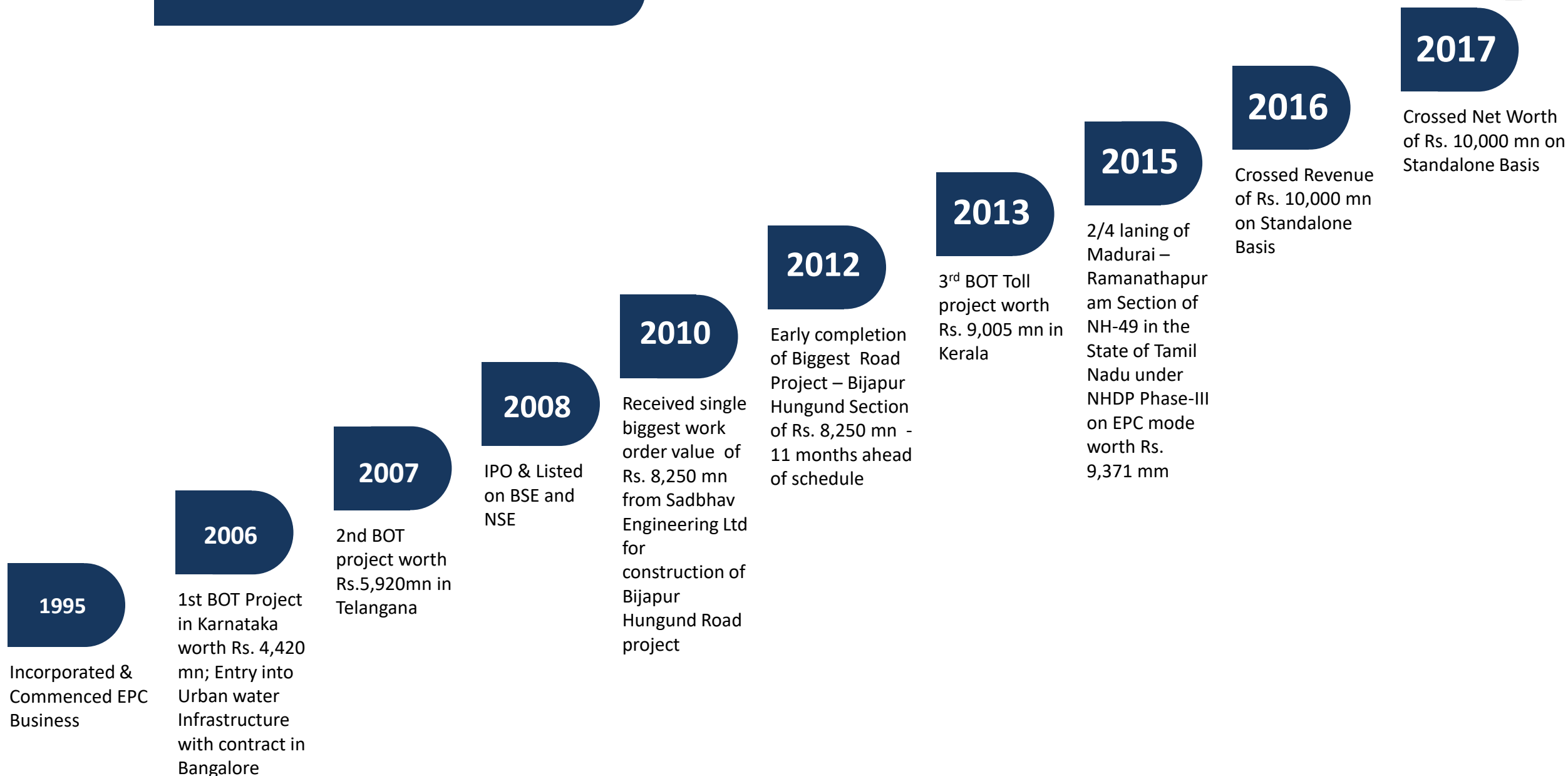
Rs. 23,266 mn as on 31st March, 2018 comprising of Rs. 16,561 mn in Roads sector, Rs. 6,688 mn in Irrigation and Rs. 17 mn in others



VISION

- 📍 To develop KNRCL as a Centre of excellence in the field of Infrastructure.
- 📍 To add more business verticals to the organization in the fields of construction of Elevated Metro Rail and Railway Projects

Transformation



Management



Mr. K. Narasimha Reddy –
Founder Promoter & Managing Director

- Over 50 years of experience in the Highway sector
- Started career in 1968 and engaged in the business of undertaking civil and mechanical contracts
- Extensive knowledge and experience in multi project planning Scheduling, cost controls in addition to overall construction and multi project management & driving force in taking the company towards greater heights



Mr. K. Jalandhar Reddy –
Promoter & Executive Director

- Over 25 years of experience in the Highway and infrastructure sector
- Started his career with the organisation as a project Manager and was elevated to Executive Director on April 1, 1997
- Heads the tendering and bidding activities and is in charge of most of the projects

Supported by Professional Team

Mr. T.L. Verma (Vice President - Projects)

- 📍 A Bachelor of Engineering (BE) from MITS Gwalior (MP) with Over 35 years of total experience with ~20 years of experience in Highway sector
- 📍 Working with the company since 2006 on various projects i.e. Bridges and Highways, including construction of Concrete Roads

Mr. S Vaikuntanathan (VP - Finance)

- 📍 A Fellow Member of the Institute of Chartered Accountants of India with 39 years of experience in the areas of finance, accountancy and taxation
- 📍 Has the overall responsibility for the finalization of corporate accounts, taxation, finance and related jobs

Mr. D. Tirupathi Reddy (GM – Projects)

- 📍 Over 24 years of rich experience in various fields of Civil Engineering
- 📍 Working with the company since 14 years as contract specialist and tendering & procurement expert

Mr. M.V. Venkata Rao (Company Secretary)

- 📍 A Fellow Member of the Institute of Company Secretaries of India
- 📍 Working with the company since 2007 and has the overall responsibility towards compliance of Rules & Regulations laid down by various authorities



KEY BUSINESS STRENGTHS

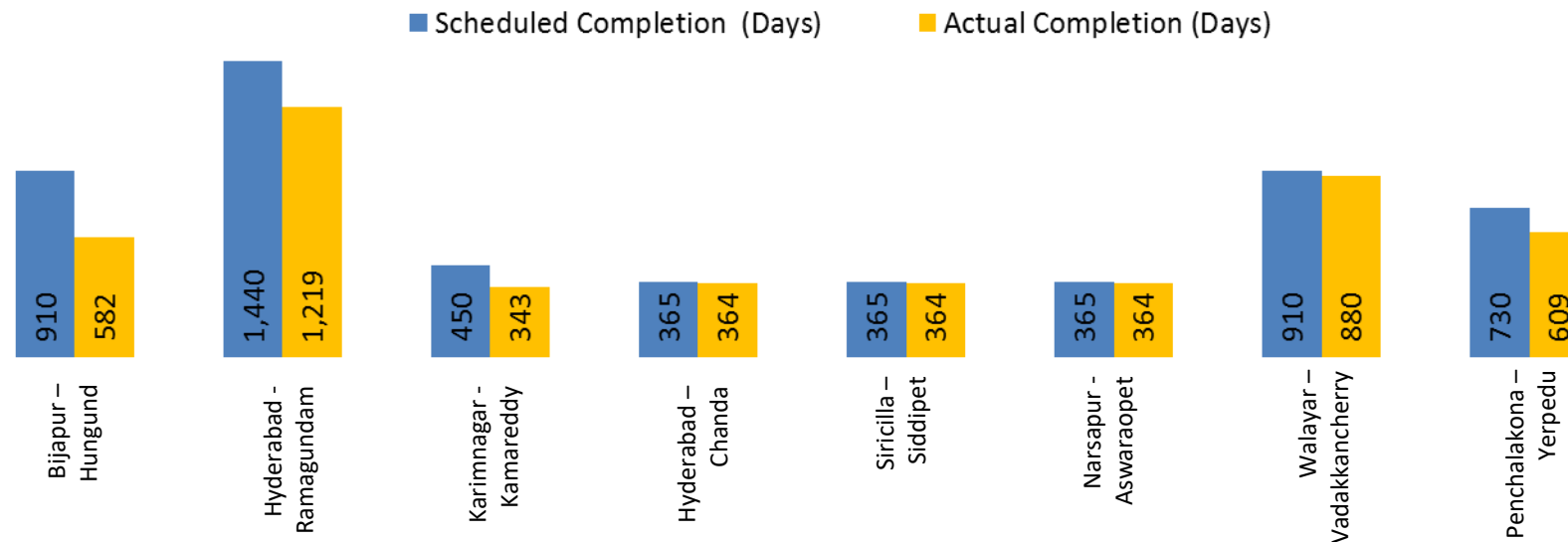
Project Execution

📍 Top management's active involvement at all stages of Project execution

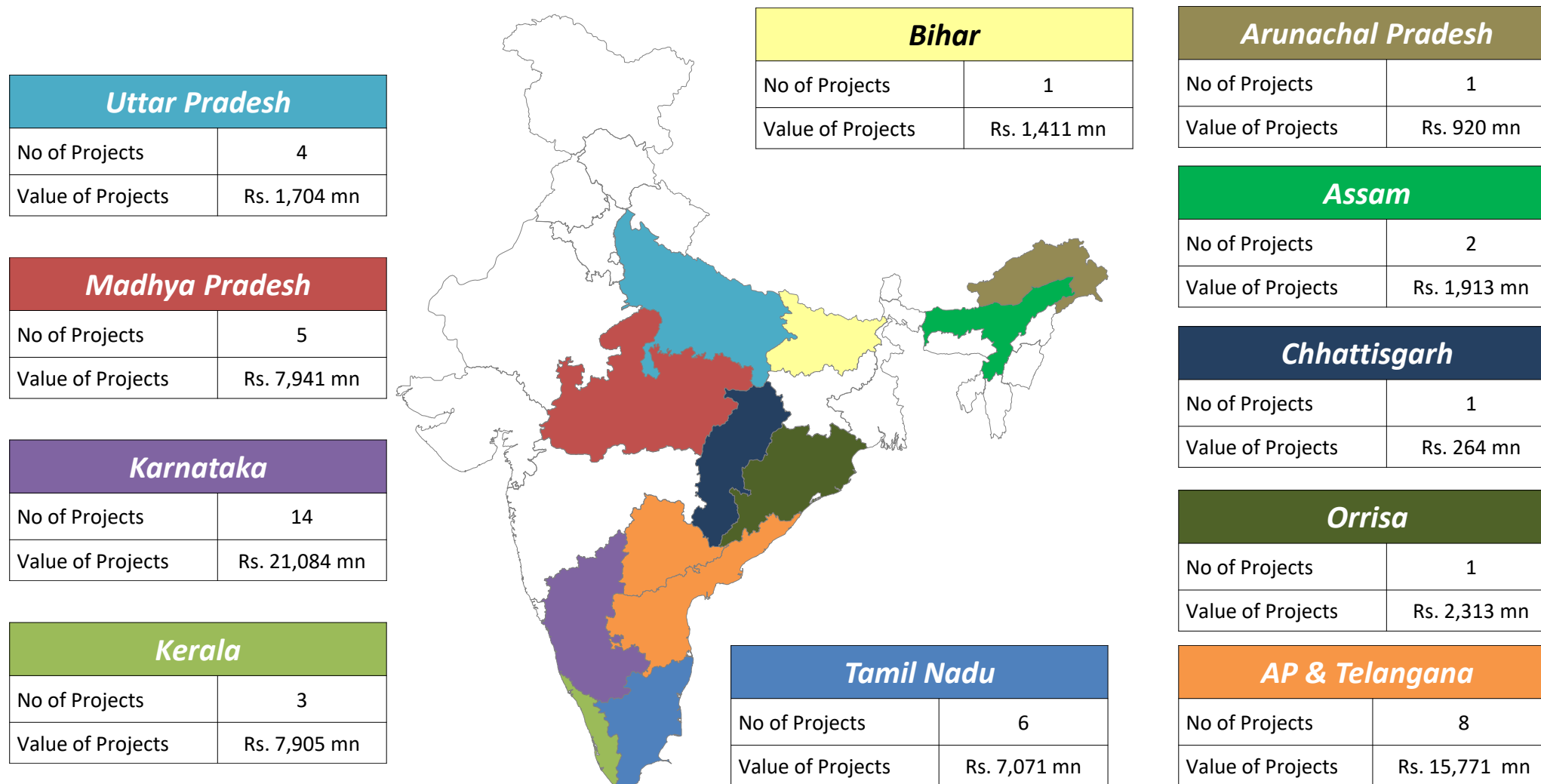
- Selection of Major Raw Material
- Selection of construction Camp location

📍 Faster Decision making to ensure project completion on schedule

📍 Received Bonus for completion of construction ahead of schedule



Pan India Project Execution* Capability



Disclaimer: Maps not to scale. All data, information, and maps are provided "as is" without warranty or any representation of accuracy, timeliness or completeness

* Projects executed in last 5 years

Project Execution Highlights

📍 Cement Concrete Road

- Completed Widening to 4/6 lanes and Strengthening of Existing two lane carriageway of NH – 5 in the State of Orissa for a length of 56.0 Kms with total contract value of work is Rs 2,310 mn
- Existing road was widened & strengthened with flexible pavement but, new 2- lane road was constructed with concrete (PQC)
- Concrete road was paved for a width of 8.75m with G&Z slip form paver having automatic device for placement of tie bars and dowel bars at fixed interval
- Concreted Batching Plant was installed with a capacity compatible with the paving capacity of G&Z paver for better quality control of PQC Road

📍 Hard Rock Excavation

- 2.6 Millions Cubic Meters deep hard rock excavation was done in the work of four laning of Islam Nagar (KM 230.00) to Kadthal (KM 278.00) of Nagpur –Hyderabad Section on NH-7 in the State of Telangana

In-house Construction Equipment

Sl. No.	Name Of The Machinery	Qty
1	Tipplers & Tankers	811
2	Excavators	215
3	Generators	140
4	Concrete Mixers And Pumps	97
5	Compactors	90
6	Drillers & Breakers	53
7	Loaders	51
8	Graders	43
9	Pavers	36
10	Cranes	36
11	Batching Plants	33
12	Tractors	31
13	Weigh Bridges	22
14	Rollers	21
15	Dozers	20
16	Light Soures	18
17	Crushers	16
18	Trailers	16
19	Compressors	11
20	Transformers	11
21	Hot Mix Plants	10
22	Wet Mix Plants	9
23	Sweeping Machines	7
24	Drum Mix Plants	6
25	Curblaying Machine	5
26	Sprayers	4
Gross Block of Plant & Machinery *		Rs 7,586.7 mn

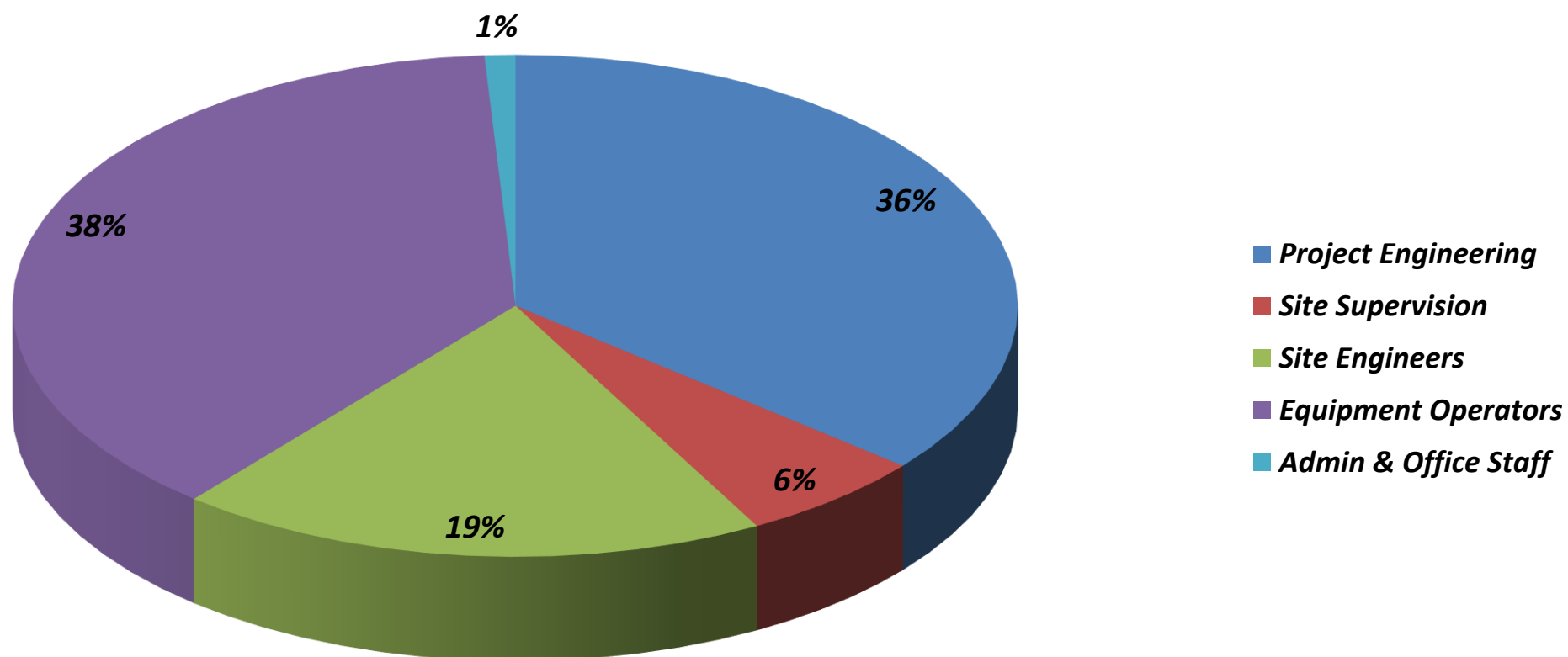


250 TPH Nawa Crushing Plant



240 TPH D & G Hot Mix Plant

In-house Execution Team



Reputed Clientele



National Highways Authority of India (NHAI)



Andhra Pradesh Road Development Corporation (APRDC)



Ministry of Road Transport & Highways (MoRTH)




Hyderabad Growth Corridor Limited (HGCL)



Karnataka State Highway Improvement Project (KSHIP)



Karnataka Road Development Corporation (KRDCL)



Madhya Pradesh Road Development Corporation Limited (MPRDCL)



Bruhat Bangalore Mahanagara Palike (BBMP)



Uttar Pradesh State Highways Authority (UPSHA)



NMDC Limited



A.P. Irrigation (Government of Andhra Pradesh)



GMR Projects Private Limited



Engineers India Limited (Government of India Undertaking)



Sadbhav Engineering Limited



Public Works Department (Government of Arunachal Pradesh)



Oriental Structural Engineers Pvt. Ltd.



BOT PORTFOLIO

BOT Portfolio – Annuity Projects

	Particulars	Patel KNR Infrastructures limited (PKIL)	Patel KNR Heavy Infrastructures Limited (PKHIL)
Project Details	Stake	40%	40%
	Project Type	Road-Annuity	Road-Annuity
	State	Karnataka	Telangana
	JV Partner	PEL	PEIL
	Client	NHAI	NHAI
	Length (KM)	60.00	53.00
Terms	Concession Start Date	26 th March 2007	2 nd March 2008
	Concession Period	20 Years	20 Years
	COD	21 st December 2009	11 th June 2010
Financials	Project Cost (Rs. mn)	4,420.00	5,920.00
	Equity (31.03.2018) (Rs. mn)	370.00	496.70
	Debt (31.03.2018) (Rs. mn)	2,752.80	4,120.70
	Securitized	Yes*	Yes**
	Semi-Annuity - 36 Instalments (Rs. mn)	329.4	443.7

* PKIL securitized its project loan through issuance of non-convertible debentures to LIC of India & raised Rs. 4,090 mn in April 2010. The said proceeds were used to retire the existing high cost project loan and unsecured loans of promoters and to meet the issue expenses.

**PKHIL securitized its project loan through issuance of non-convertible debentures to L&T Infrastructures Finance Company Limited and raised Rs 4000 mn in Sept. 2013. The said proceeds were used to retire the existing high cost project loans (Other than the ECB of USD 25 Millions availed from the Standard Chartered Bank , London) and unsecured loans of promoters and to meet the issue expenses.

BOT Portfolio – Toll Projects

	Particulars	KNR Walayar Tollways Private Limited	KNR Muzaffarpur Barauni Tollway Private Limited
Project Details	Stake	100%	51%
	Project Type	Road-Toll	Road-Toll
	State	Kerala	Bihar
	JV Partner	-	JKM Infra Project Ltd
	Client	NHAI	NHAI
	No of Lanes	Two to Four	Two
	Length(KM)	54	108
Terms	Concession Start Date	18th May 2013	8th July 2012
	Concession Period	20 Years	21 Years
	Scheduled COD	15th Nov. 2015	9th July 2014
	Actual Scheduled COD	31st Oct. 2015	3rd June 2016
	Revenue Sharing	Grant	Premium
Financials	Project Cost (Rs. mn)	9,005.10	3,596.8 / Revised: 4,588.6)
	Equity (31.03.2018) (Rs. mn)	3,974.10 *	1,728.07
	Debt (31.03.2018) (Rs. mn)	2,000.00	3,161.53 **
	Status	100% PCOD issued on 31st Oct. 2015	100% PCOD issued on 24th August 2017
	Toll Revenue – FY18 & FY17 (Rs. mn)	FY18: 516.93 FY17: 415.48	FY18: 453.19 FY17: 189.86

* incl. additional quasi equity of Rs. 2,615.0 mn towards repayment of loans ** incl. short term loan from Bank

HAM Portfolio

	Particulars	Trichy to Kallagam	Meensurutti to Chidambaram	Chittor to Mallavaram	Ramsanpalle to Mangloor	Magadi to Somwarpeth
Project Detail	Stake	100%	100%	100%	100%	100%
	Project Type	Hybrid Annuity	Hybrid Annuity	Hybrid Annuity	Hybrid Annuity	Hybrid Annuity
	State	Tamil Nadu	Tamil Nadu	Andhra Pradesh	Telangana	Karnataka
	Client	NHAI	NHAI	NHAI	NHAI	KSHIP
	No of Lanes	Four	Two	Six	Four	Two
	Length(KM)	38.7	31.5	61.1	46.8	166.0
	Concession Period	17 Years	17 Years	17.5 Years	17 Years	9 Years
Financials	Bid Project Cost (Rs. mn)	10,206.0	4,820.4	17,300.7	12,340.0	11,445.0
	Estimated Equity (Rs. mn)*	955.0	455.0	1,432.5	1,033.7	533.5
	Estimated Debt (Rs. mn)*	3,820.0	1,820.0	5,730.0	4,135.0	2134.2
	Status	Financial Closure in Progress	Financial Closure in Progress	Financial Closure in Progress	Financial Closure in Progress	LOA Received

* subject to Financial Closure

Walayar –Vadakkancherry Project

- 📍 KNR Walayar Tollways Private Limited is a wholly owned subsidiary of KNR Constructions Limited, incorporated as an SPV for execution of Walayar Road Project
- 📍 Provisional Completion Certificate for 100% of Project length has been issued for the project on 31st October 2015
- 📍 Caters to commercial traffic towards Kochi Port and Kochi International Container Transhipment Terminal
- 📍 The project road serves as an arterial link to most of the important southern cities such as Salem, Erode, Coimbatore, Trissur, Palakkad, Kochi, Alappuzha, Kollam, Thiruvananthapuram and Nagercoil
- 📍 Major industries like Wise Park, HP Gas Plant, ITI, BPL, UB, Instrumentation Limited, Percot Meridan, BEML etc. are located in this section

**The work is completed one month ahead
of scheduled date of completion**

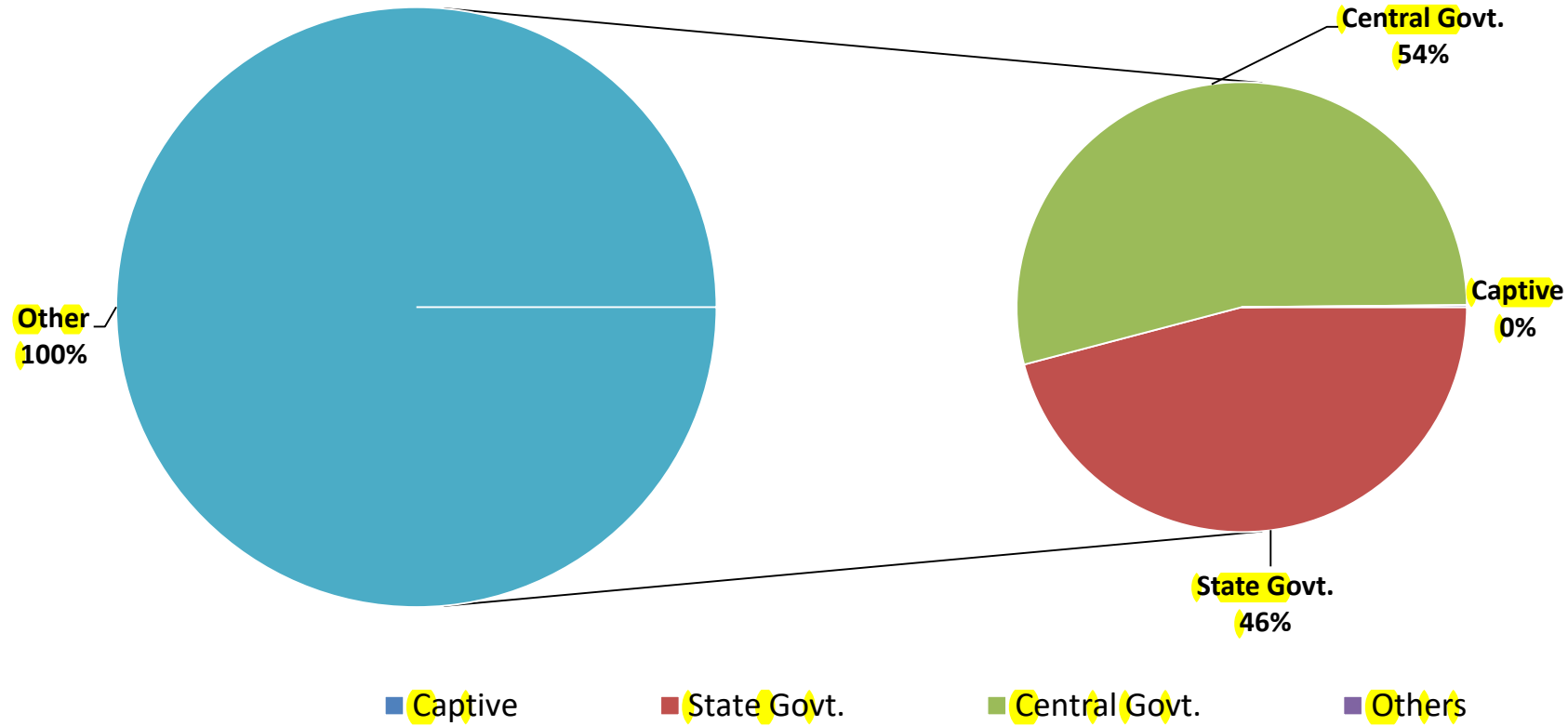
Muzaffarpur - Barauni Project

- 📍 KNR Muzaffarpur Barauni Tollway Private Limited is a Step down subsidiary of KNR Constructions Limited, incorporated as an SPV for execution of Muzaffarpur -Barauni Road project on BOT (Toll) basis
- 📍 Provisional Completion Certificate for 75% of Project length has been issued for the project on 3rd June 2016
- 📍 Provisional Completion Certificate for 100% of Project length has been received for the project on 24th August 2017 & 100% Toll Collection has commenced from 1st October 2017
- 📍 Project starts at Muzaffarpur and ends at Barauni. The project corridor is located in the state of Bihar and passes through three districts namely Muzaffarpur, Samastipur and Begusarai
- 📍 Muzaffarpur is an important place for wholesale cloth trade and the largest city of northern Bihar while Barauni city is situated on holy river Ganga and also an important industrial city of Bihar having major industrial units such as IOC refinery, Barauni Thermal Power Plant, Hindustan Fertilizers Corporation and Barauni Dairy



ORDER BOOK & BUSINESS STRATEGY

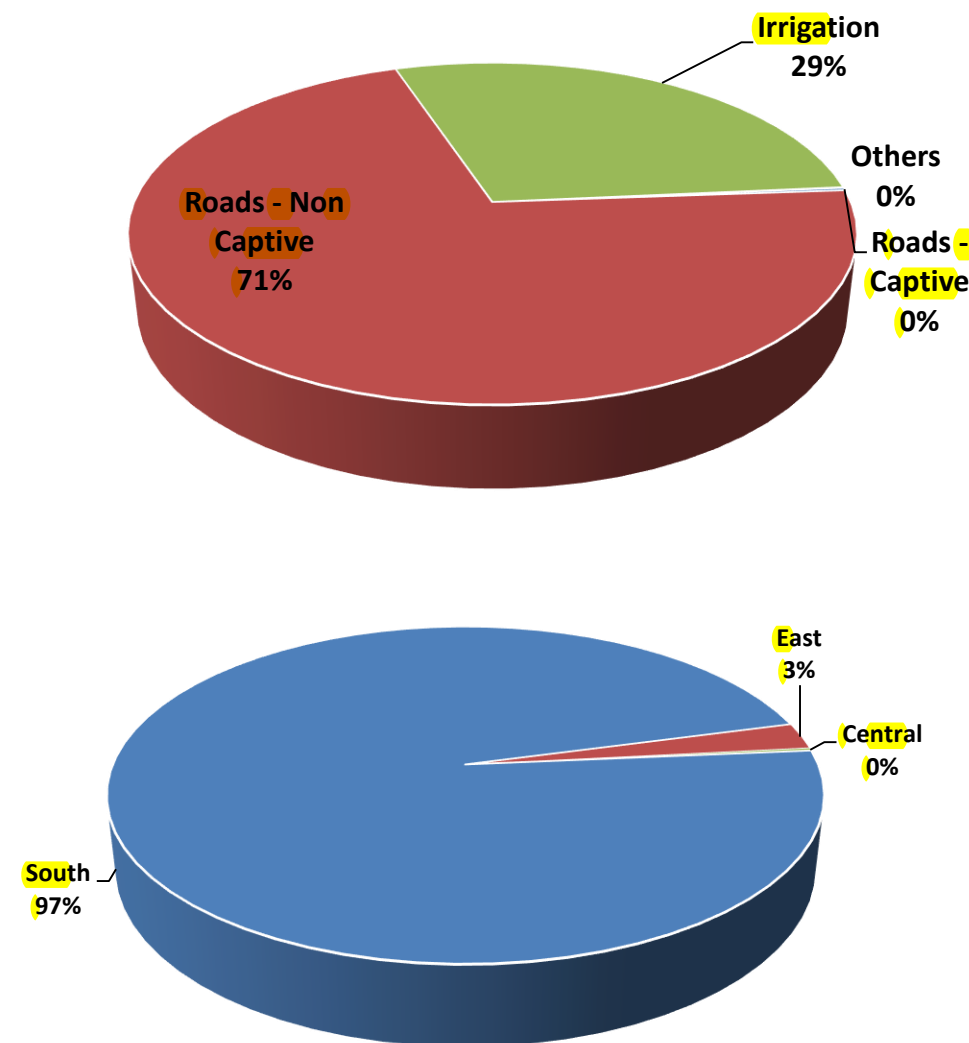
Order-book Break-up



**ORDER BOOK OF RS. 23,266
MILLION AS ON
31ST MARCH 2018**

Order-book Highlights

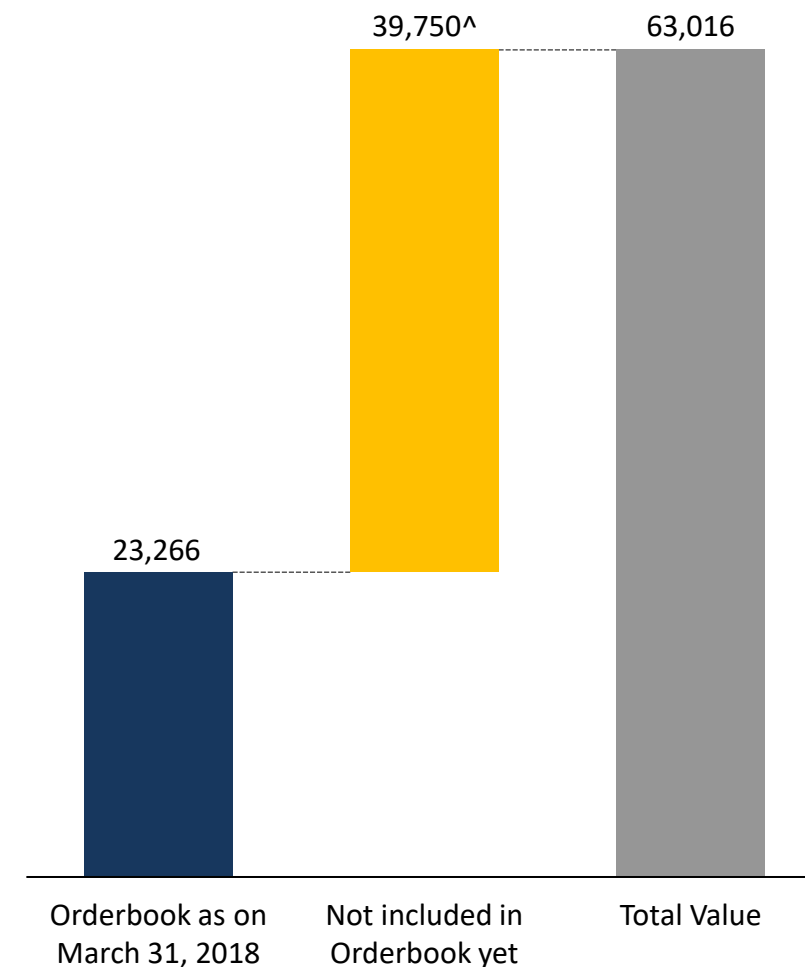
Key Projects	Rs. mn
Hubli – Hospet Section of NH - 63	5,548
Thiruvananthapuram Bypass	3,048
Rehabilitation and upgradation of Dindigul-Bangalore Road (Pollachi to Coimbatore Section)	2,131
Construction of Two Tier Flyover in Salam City	1,617
Madurai -Ramanathpuram Section of NH-49	1,212
Top 5 Road Projects	13,556
Other Road Projects	3,005
Irrigation Projects	6,688
Other Projects	17
Total	23,266



HAM Projects Won

HAM Order Wins	Bid Project Cost (Rs. mn)
4 Laning of Trichy to Kallagam Section of NH-227 under Bhartmala Pariyojana (Residual Project under NHDP) in the state of Tamil Nadu	10,206.0
2 Laning with Paved Shoulder of Meensurutti to Chidambaram Section of NH-227 under Bhartmala Pariyojana, Phase I (Residual Project under NHDP) in the state of Tamil Nadu	4,820.4
6 Laning of Chittor to Mallavaram section of NH-140 from under Bhartmala Pariyojana in the state of Andhra Pradesh	17,300.7
4 laning of Ramsanpalle to Mangloor section of NH-161 under Bharatmala Pariyojana in the State of Telangana	12,340.0
Two laning with paved shoulders of Magadi to near Somwarpeth In the State of Karnataka	11,445.0
Total	56,112.10

Rs. million



^ - Estimated EPC Value subject to Financial Closure - Not included in orderbook yet

Order-book: State-wise

Madhya Pradesh

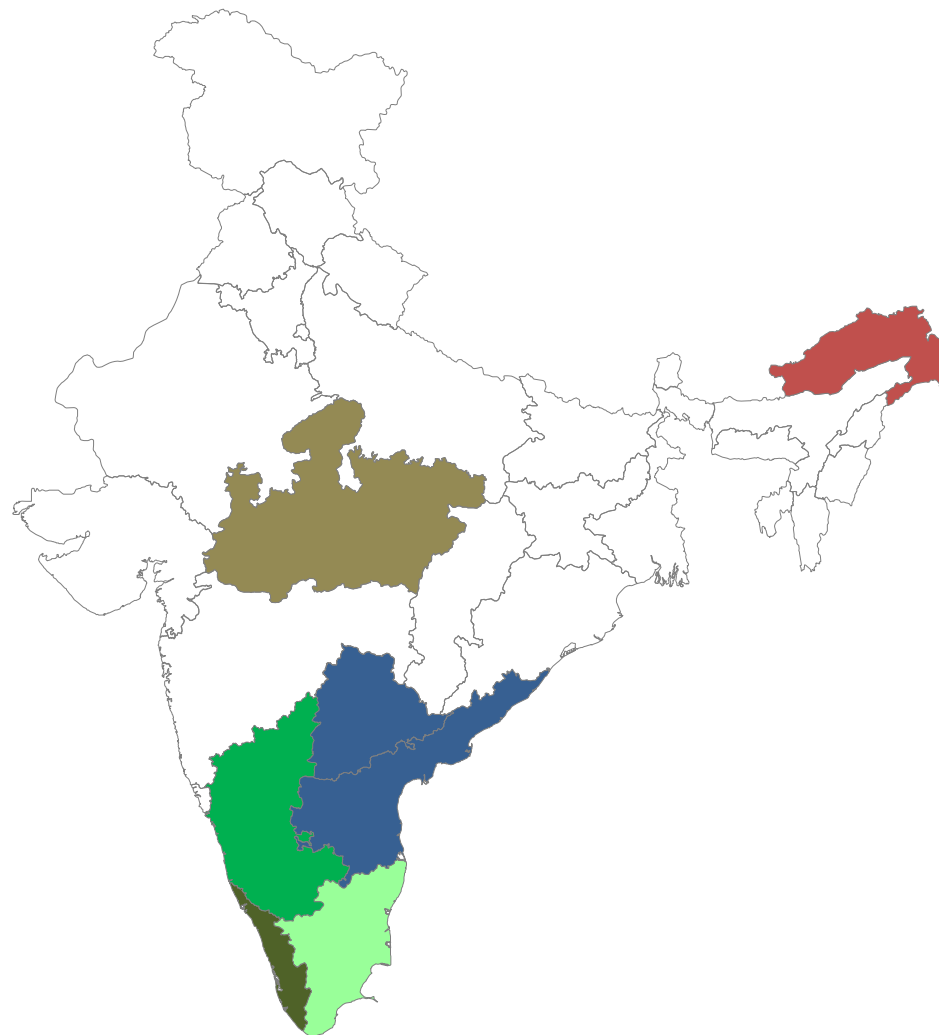
No of Projects	1
Balance Value	Rs. 66 mn

Karnataka

No of Projects	9
Balance Value	Rs. 6,623 mn

Kerala

No of Projects	3
Balance Value	Rs. 3,100 mn



Arunachal Pradesh

No of Projects	1
Balance Value	Rs. 581 mn

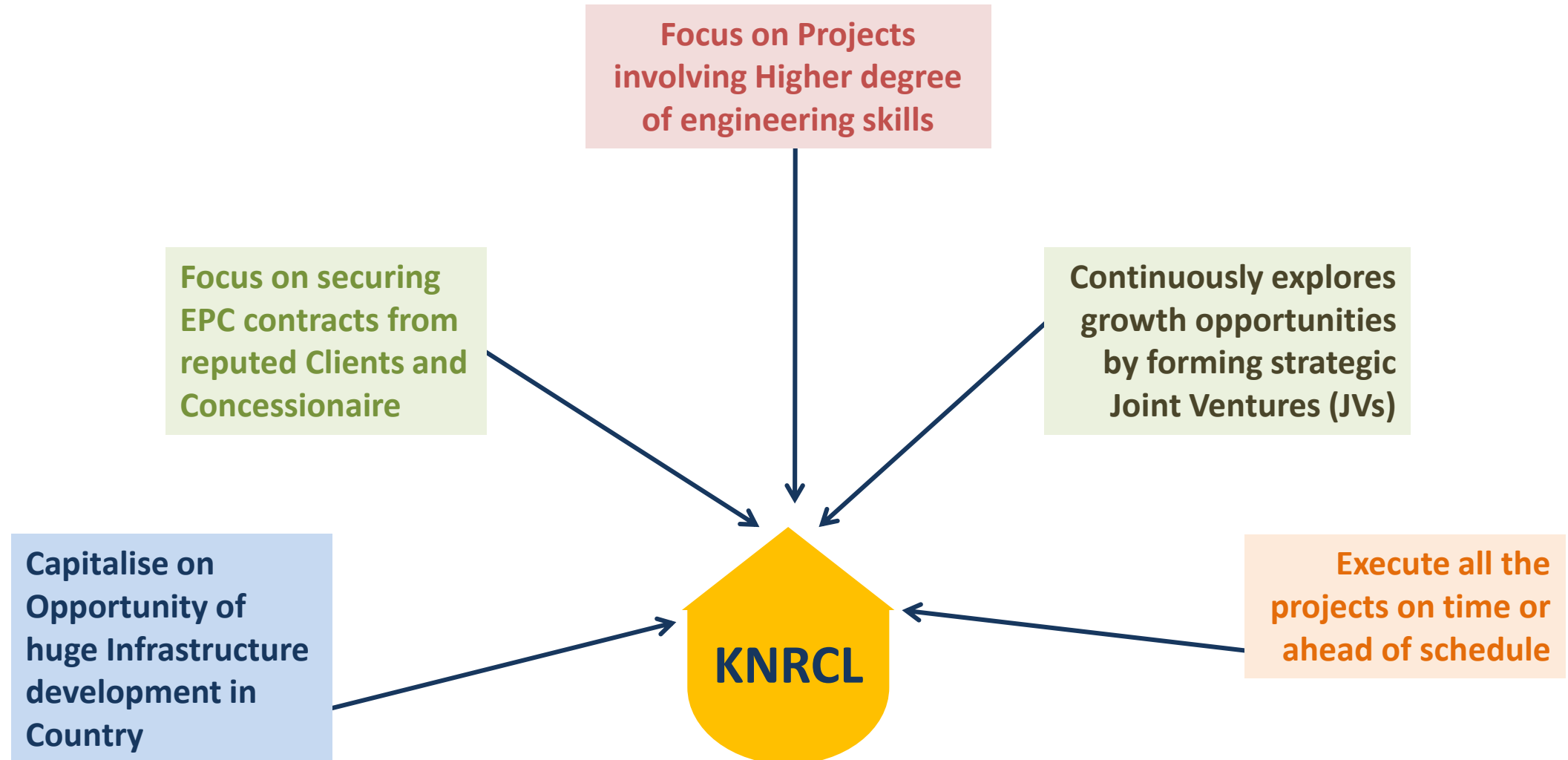
AP & Telangana

No of Projects	8
Balance Value	Rs. 6,873 mn

Tamil Nadu

No of Projects	7
Balance Value	Rs. 6,021 mn

Business Strategy





FINANCIAL HIGHLIGHTS

Consolidated Financial Results

Rs. Million	FY18	FY17	YoY
Total Revenue	20,696.0	16,795.9	23%
Operating Expenses	13,390.5	11,893	
Employees Expenses	739.6	586	
Other Expenditure	2,081.1	1,678	
EBITDA	4,484.76	2,639.62	70%
EBITDA margin	21.7%	15.7%	
Other Income	557.9	329.6	
Depreciation	1,936.0	1,156.3	
Interest	825.0	726.7	
Exceptional Item*	-	108.7	
Share of Profit / (loss) of associates	0.6	79.8	
PBT	2,282.2	1,057.3	116%
Tax			
Current Tax	219.2	131.1	
Prior Period Tax	-2.3	-0.2	
Deferred Tax	-224.2	-61.0	
Profit After Tax	2,289.5	987.5	132%
PAT margin	11.1%	5.9%	
Other Comprehensive Income (Net of Tax)	-12.3	4.8	
Total Comprehensive Income	2,277.2	992.3	129%

*During FY17, the Company has entered a Share Purchase Agreement for sale of its equity in two BOT annuity projects and correspondingly impairment in value of investment has been provided.

Consolidated Balance Sheet

ASSETS (Rs. Millions)	Mar-18	Mar-17
Non-current assets		
Property, plant and equipment	3,336.9	2,630.9
Capital work-in-progress	11.5	26.6
Investment property	650.1	644.5
Other Intangible assets	9,426.4	9,009.0
Intangible assets under development	-	886.0
Financial Assets		
Investments	351.1	281.6
Other financial assets	25.5	138.4
Deferred tax assets (Net)	1,407.7	826.0
Non-current tax assets (Net)	121.4	474.5
Other non-current assets	877.0	320.2
Total Non-current assets	16,207.7	15,237.7
Current assets		
Inventories	750.5	805.4
Financial assets		
Other Investments	175.5	454.3
Trade receivables	2,691.4	1,816.9
Cash and cash equivalents	449.9	252.3
Bank Balances	69.9	85.9
Loans	263.1	317.7
Other financials assets	1,606.4	1,325.0
Current tax assets (Net)	199.3	116.8
Other current assets	3,666.0	2,010.0
Total Current assets	9,872.0	7,184.2
TOTAL ASSETS	26,079.8	22,421.9

EQUITY & LIABILITIES (Rs. Millions)	Mar-18	Mar-17
Equity		
Equity Share capital	281.2	281.2
Instruments Entirely Equity in nature	85.0	85.0
Other equity	10,111.4	7,773.0
Non-controlling Interests	500.6	645.9
Total equity	10,978.3	8,785.2
Liabilities		
Non-current liabilities		
Financial liabilities		
Borrowings	7,419.3	6,981.6
Trade Payables	82.7	82.7
Other financial liabilities	3.8	8.6
Provisions	173.3	60.4
Other non-current liabilities	132.5	182.3
Total non-current liabilities	7,811.5	7,315.7
Current liabilities		
Financial liabilities		
Borrowings	-	-
Trade Payables	2,476.2	1,646.2
Other financial liabilities	1,594.4	2,039.2
Provisions	216.3	128.1
Current Tax Liability (net)	2,985.1	2,507.0
Other current liabilities	18.0	0.6
Total current liabilities	7,290.0	6,321.1
TOTAL EQUITY AND LIABILITIES	26,079.8	22,421.9

Standalone Financial Highlights*

Financial Year	2010	2011	2012	2013	2014	2015	2016^	2017^	2018^
Turnover	Rs. 7,125	Rs. 7,930	Rs. 7,505	Rs. 6,921	Rs. 8,348	Rs. 8,761	Rs. 9,025	Rs. 15,411	Rs. 19,317
	\$118.6	\$132.0	\$125.0	\$115.2	\$139.0	\$140.0	\$136.1	\$238.3	\$296.9
EBITDA	Rs. 1,121	Rs. 1,356	Rs. 1,338	Rs. 1,164	Rs. 1,258	Rs. 1,261	Rs. 1,529	Rs. 2,296	Rs. 3,861
	\$18.7	\$22.6	\$22.3	\$19.4	\$20.9	\$20.1	\$23.1	\$35.5	\$59.3
Profit before Tax (PBT)	Rs. 826	Rs. 897	Rs. 784	Rs. 670	Rs. 669	Rs. 723	Rs. 1,291	Rs. 1,632	Rs. 2,682
	\$13.8	\$14.9	\$13.1	\$11.2	\$11.1	\$11.6	\$19.5	\$25.2	\$41.2
Profit after Tax (PAT)	Rs. 503	Rs. 568	Rs. 528	Rs. 521	Rs. 610	Rs. 730	Rs. 1,611	Rs. 1,573	Rs. 2,721
	\$8.4	\$9.5	\$8.8	\$8.7	\$10.2	\$11.7	\$24.3	\$24.3	\$41.8
EPS	Rs. 3.58	Rs. 4.04	Rs. 3.75	Rs. 3.71	Rs. 4.34	Rs. 5.19	Rs. 11.45	Rs. 11.18	Rs. 19.35
	\$0.05	\$0.06	\$0.06	\$0.06	\$0.07	\$0.08	\$0.18	\$0.17	\$0.30
Net Worth	Rs. 3,008	Rs. 3,520	Rs. 4,024	Rs. 4,521	Rs. 5,106	Rs. 5,837	Rs. 7,377	Rs. 8,955	Rs. 11,578
	\$50.1	\$58.6	\$67.0	\$75.3	\$85.0	\$93.3	\$111.2	\$138.5	\$177.9
Debt	Rs. 740	Rs. 735	Rs. 555	Rs. 710	Rs. 867	Rs. 963	Rs. 1,125	Rs. 1,303	Rs. 2,118
	\$12.3	\$12.2	\$9.2	\$11.8	\$14.4	\$16.0	\$16.9	\$20.2	\$32.5
Debt to Equity	0.25	0.21	0.14	0.16	0.17	0.17	0.15	0.14	0.18

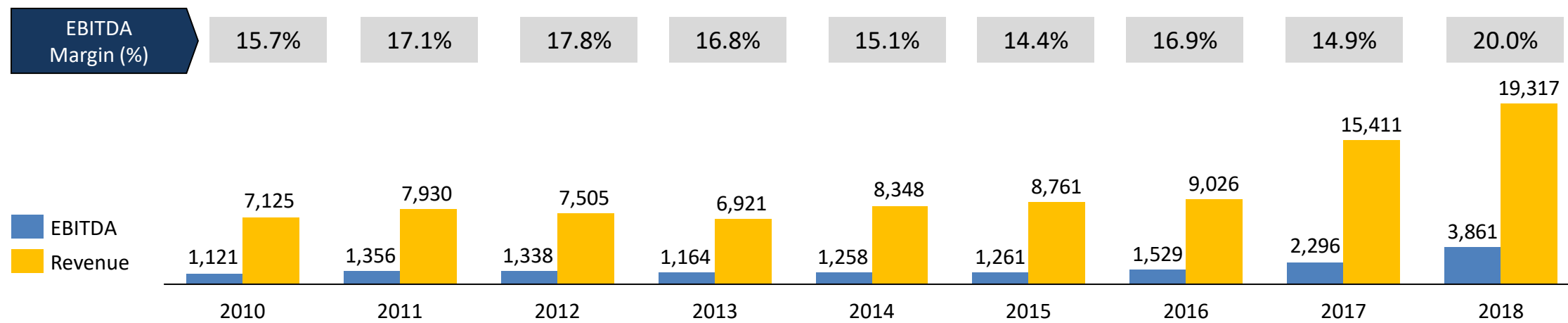
From FY10 to FY14 1 USD = Rs. 60.059
FY15 – 1USD = Rs. 62.58; FY16-1 USD = Rs. 66.32; FY17-Rs. 64.66; FY18-Rs. 65.07

* Above financials are based on I GAAP
^ Based on IndAS

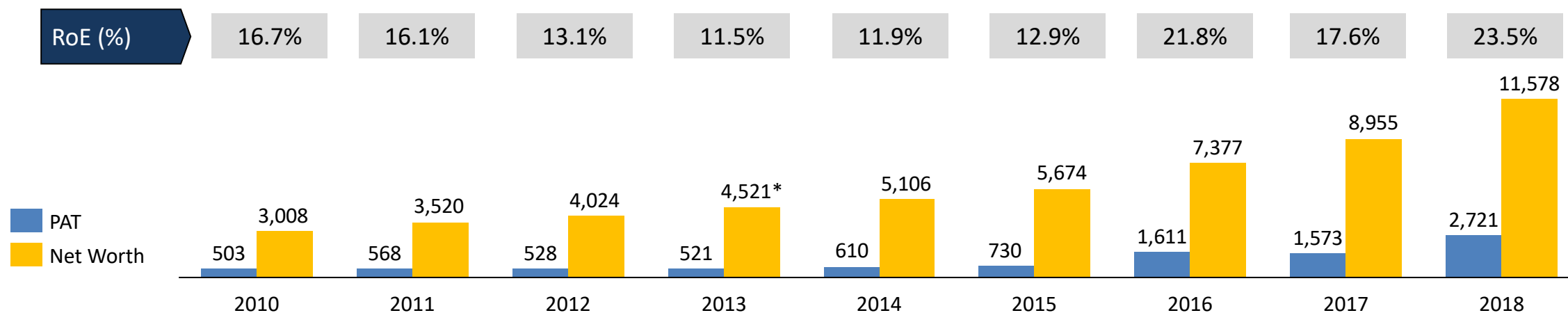
All figures in Rupees million except EPS & Debt to Equity

Standalone Financial Highlights

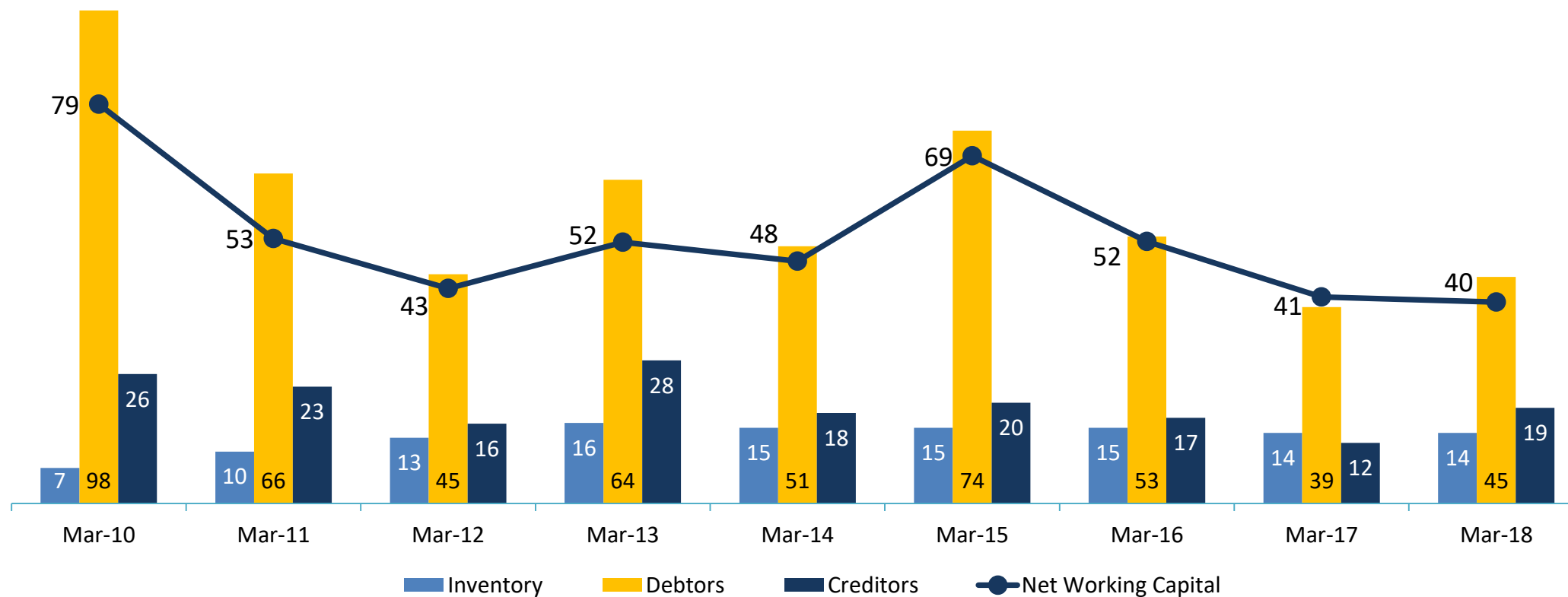
Revenue & EBITDA (Margin %)



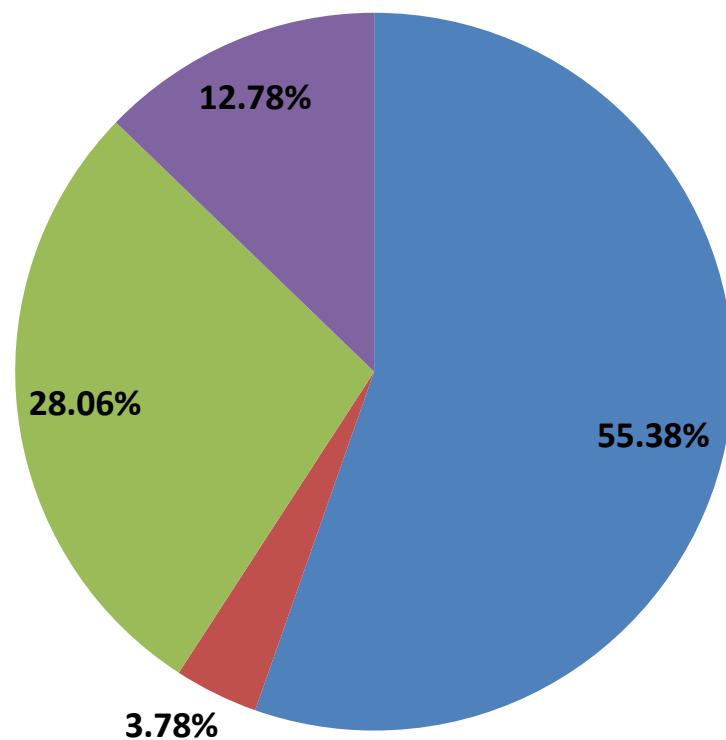
Net Profit & Net Worth (RoE)



Standalone Net Working Capital Days



Shareholding Pattern as on 31st March 2018



■ **PROMOTERS**
 ■ **FOREIGN INST. INVESTORS**
 ■ **MUTUAL FUNDS & FIs**
 ■ **PUBLIC & OTHERS**

Shareholders Holding more than 1% of the Equity (Other than Promoters)

% to Equity

HDFC Mutual Fund	7.39%
DSP Blackrock Mutual Fund	6.00%
ICICI Mutual Fund	4.67%
L&T Mutual Fund	2.91%
Tata Mutual Fund	2.76%
Franklin Mutual Fund	1.38%

Total **25.11%**

Other Businesses

- 📍 Strong growth opportunity in development of Agricultural Infrastructure
- 📍 Execution of Irrigation & Water Supply Projects with Joint Venture Partners
- 📍 Executed 3 Projects in Telangana & 1 Project in Bihar
- 📍 Executed an Urban Water Infrastructure project in the State of Karnataka

**Irrigation & Water Management Projects
And
Urban Water Infrastructure Management**



PROJECT GALLERY

Completed Projects

KNR Walayar Toll Road



Eturunagaram Bridge over river Godavari



Completed Projects

Walayar Toll plaza



Muzaffarpur-Barauni Road Project



Under-Construction Projects

Coimbatore Flyover



Coimbatore Flyover



Under-Construction Projects

Salem Flyover



Flyover in Madurai -
Ramanathpuram Section



Equipments

Salem work yard



Tippers on site



Irrigation Projects

Palamurru lift Irrigation



Irrigation Projects

Palamurru lift Irrigation



For further information, please contact

Company :	Investor Relations Advisors :
<p>KNR Constructions Ltd. CIN: L74210DL1995PLC238364</p> <p>Mr. K. Venkata Ram Rao (GM - Finance & Accounts)</p> <p>venkatram@knrcl.com</p> <p>www.knrcl.com</p>	<p>Strategic Growth Advisors Pvt. Ltd. CIN: U74140MH2010PTC204285</p> <p>Mr. Jigar Kavaiya / Mr. Rohan Adhiya</p> <p>+91-9920602034 / +91 9833219522</p> <p>Jigar.kavaiya@sgapl.net / rohan.adhiya@sgapl.net</p> <p>www.sgapl.net</p>