

## ENAbling Excellence

Globeus Spirits Limited  
2018-19 Annual Report



# Contents

02	Corporate Overview
18	Chairman's Message
19	Financial Highlights
20	Board's Report
31	Secretarial Audit Report
32	Statement in form AOC-I Related to Subsidiary Company
33	Management Discussion & Analysis
41	Report on Corporate Governance
54	CEO & CFO Certification
55	Auditor's Report on Consolidated Financial Statements
59	Consolidated Financial Statements
87	Auditor's Report on Standalone Financial Statements
91	Standalone Financial Statements

# Corporate Information

**Chairman**

Mr. Joginder Singh Dhamija  
(Non Executive & Independent Director)

**Managing Director**

Mr. Ajay Kumar Swarup

**Joint Managing Director**

Mr. Shekhar Swarup

**Executive Directors**

Mr. Manik Lal Dutta  
Dr. Bhaskar Roy

**Non-Executive Directors**

Mr. Richard Piliero.  
Ms. Ruchika Bansal

**Non-Executive & Independent Directors**

Mr. Sunil Chadha.  
Mr. Santosh Kumar Bishwal  
Mr. Kunal Agarwal

**Key Managerial Personnel**

Mr. Santosh Kumar Pattanayak : Company Secretary  
Mr. Ajay Kumar Goyal : CFO

**Auditors**

M/s Deloitte Haskins & Sells  
Chartered Accountants,  
7th Floor, Building : 10, Tower B, DLF Cyber City Complex,  
DLF City Phase-II, Gurgaon-122002, Haryana

**Bankers**

State Bank of India, HDFC Bank,  
Axis Bank, Lakshmi Vilas Bank,  
Aventus Finance Pvt. Ltd.

Registered office :

F-0, Ground Floor, The Mira Corporate Suites,  
Plot No.1&2, Ishwar Nagar, Mathura Road, New Delhi – 110065

Registrar & Share Transfer Agents

Link Intime India Private Limited  
Noble Heights, 1st Floor, Plot No. N.H-2, LSC, C-1 Block,  
Near Savitri Market, Janakpuri, New Delhi-110058

Stock Exchanges where : 1) Bombay Stock Exchange  
the Company is listed : 2) National Stock Exchange

Website : [www.globusspirits.com](http://www.globusspirits.com)



#### **Plant Locations**

**Globus Spirits Limited,**

Vill: Shyampur, Tehsil: Behror, Dist: Alwar, Rajasthan

**Haryana Organics (A u/o Globus Spirits Limited),**

4K.M., Chulkana Road, Vill: Samalkha, Dist: Panipat, Haryana

**Associated Distilleries (A u/o Globus Spirits Limited),**

National Highway, Hisar Bye-pass, Hisar, Haryana

**Globus Spirits Limited,**

Vill: Duduha, Tehsil : Jandaha, Dist: Vaishali, Bihar

**Globus Spirits Limited,**

Plot B-7, Panagarh Industrial Area,  
Panagarh, Dist: Burdwan, West Bengal





# ENAbling Excellence

Through our commitment to performance we have been

.....ENAbling **Product excellence** by producing and using highest quality of “ENA” or Extra Neutral Alcohol

.....ENAbling **Marketing excellence** by pioneering branding at the bottom of the pyramid ‘IMIL’ market as well as creating innovative ‘IMFL’ brands

.....ENAbling **Organizational excellence** achieved through our unique 360° business model, allowing for high capacity utilization

.....ENAbling **Manufacturing excellence** by establishing world-class, fully integrated, earth-friendly distilleries that produce reliable products at better efficiencies

# ENAbling Product Excellence

The Extra Neutral Alcohol that is fractioned in our multi-pressure columns assures higher purity than conventional re-distillation techniques thereby providing safer and better tasting beverages. In addition, stringent controls over the natural fermentation process ensures that every batch of ENA is ENAbling excellence, day after day.

In fact, we were the 1st company to use this high quality ENA for producing IMIL even before the Government started to mandate it.



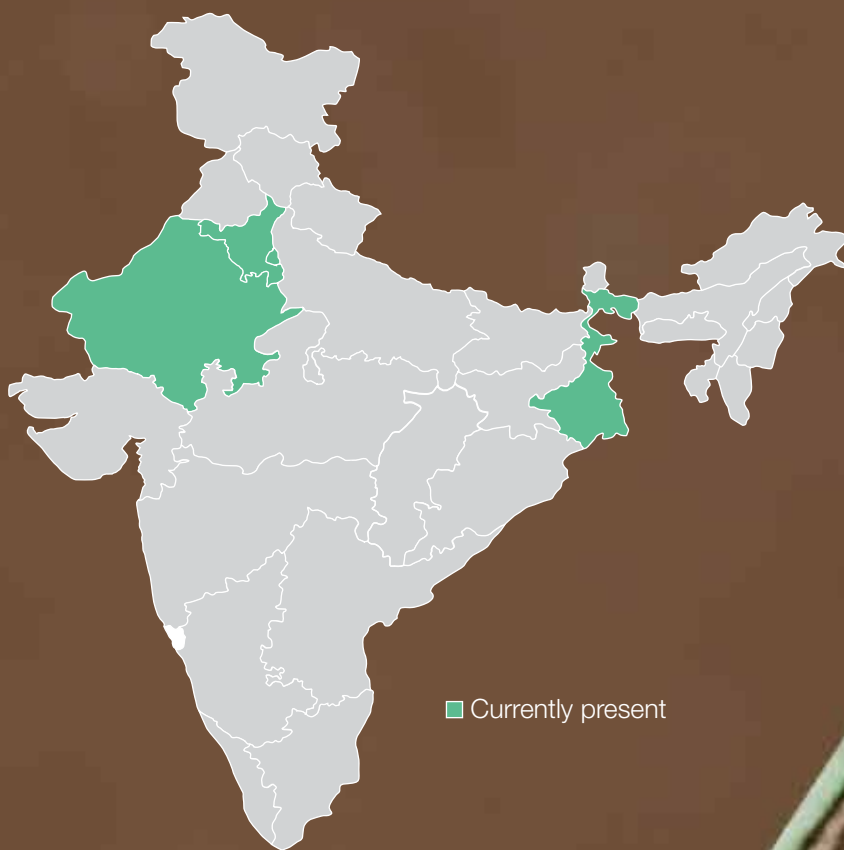


# ENAbling Marketing Excellence

Our product excellence has ENAbled us to pioneer branding in the IMIL space with launch of India's 1st ENA based country liquor brand– Nimboo. As a first for the industry, we gave the bottom of the pyramid consumer a better tasting product, along with superior packaging that the consumers otherwise expect from other FMCG lines. This has led to a higher value perception of our brands. Little wonder then, that every day we are redefining 'country liquor' in India.

# ENAbling PAN India IMIL leadership

We envisage ourselves as becoming PAN India IMIL leaders, making the most of opportunities emerging in new markets.





# ENAbling Organizational Excellence

Led by a blend of experience-led wisdom and youthful exuberance, Globus Spirits operates with high standards of Corporate Governance creating value for all of its stakeholders.

## RIGHT STRATEGY

Our unique 360° business model has been perfected over two decades. Our approach allows for greater control on quality of our consumer products and higher utilization of ENA facilities enabling us to generate healthy returns.

## RIGHT PARTNERS

We believe strong partnerships, whether it be in the form of relationships with customers, employees or investors, are critical in growth of a company. We have tirelessly worked towards building the right kind of partnerships and have established deep relationships with stakeholders.

## RIGHT VALUES


We operate on high standards of governance, fair and transparent in all our dealings whether internally or with

our customers, suppliers, and dealers. We encourage a culture of participation and truthfulness.

## RIGHT TEAM

A strong team, unified in its vision, is critical to the success of any organisation. Over the years, we have built a dynamic and robust team backed by deep industry experience, reflected in a well defined and effective organisation structure.







# ENAbling Manufacturing Excellence

Our manufacturing facilities are ENAbling excellence by maximising yields from raw material. Our fully operational production units allow us to maximise alcohol yield while maximising production of by products leading to complete utilisation of the raw material.

These facilities are also ENAbling a clean environment with a zero pollution footprint and cogeneration of power using renewable biomass as fuel.

ENAbled excellence in our manufacturing facilities helped us achieve:

- ~127 million litres of production with zero discharge
- End to end production of over 16 million cases of bottled beverages
- ~92% utilization of operating capacity, ~42% used in-house for value added products
- Over 5 years of relationship with India's top 2 IMFL companies





# ENAb ling Excellence at Unibev

Our premium IMFL venture, Unibev, is ENAb ling excellence by creating a disruption in the market with a robust portfolio of differentiated brands having an age claim. Unibev is a collaborative beverage alcohol start up led by Vijay Rekhi, former President of United Spirits and a liquor industry veteran.

Unibev is focusing on high margin, low volume fast growing premium IMFL segment which has hitherto been dominated by a few select brands. The sharp rise in discretionary spends, increasing number of aspiring consumers and lack of options for consumers makes this category particularly attractive. Unibev, backed by an experienced team having a strong track record of creating successful brands, is poised to leverage these trends.

Unibev's L'Affaire Napoleon Premium French brandy, created with 3 Year Old matured grape spirit, was launched in Puducherry in December 2017. Since then, Unibev has launched Governor's Reserve whisky created with 12 Year Old matured scotch and Oakton Barrel Aged whisky created with 18 Year Old matured scotch. Geographic presence includes Puducherry, Karnataka, Telangana, West Bengal and Andhra Pradesh.



# 360° EXPANSION IN FY19

## 01

**MAINTAINED  
SIGNIFICANT  
MARKET SHARE IN  
IMIL IN STATES OF  
PRESENCE WITH  
TOTAL SALES OF  
~11.9 MN CASES**

## 02

**STEADY  
PERFORMANCE OF  
IMFL FRANCHISEE  
BUSINESS  
WITH VOLUMES  
SUSTAINING  
AT ~4.3MN CASES**

## 03

**ACHIEVED ROBUST  
PERFORMANCE IN  
BULK ALCOHOL  
PRODUCTION WITH  
VOLUME CAGR OF  
13.5% DURING FY14  
TO FY19**

Sustained high utilization levels  
due to 360° approach

Total capacity<sup>1</sup> of ~150mn Bulk  
Litres of alcohol

<sup>1</sup> Bihar plant having capacity of ~26mn litres was re-commissioned in Oct'18.



# 04

## LEADING IMIL PLAYER WITH FOOTPRINT IN 4 STATES

# 05

## FORAYING INTO PREMIUM IMFL

Unibev, premium IMFL venture, entered 4 more markets with a portfolio of 3 brands

# 06

## FINANCIAL HIGHLIGHTS\*

Steady growth of 15.3% to reach total income (net of excise duty) of ~ ₹ 9.92bn

EBITDA of ₹ 1,022mn and PAT of ₹ 306 mn

Sound balance sheet position with debt-equity ratio of 0.56x

\* Standalone Financial Results



# Chairman's Message

Dear Shareholder,

It gives me great pleasure to share with you an update on your Company's performance for the Financial Year 2018-19. This was an exceptional year for your Company as both verticals - manufacturing and consumer - came together to deliver a stellar performance.

During the year under review your Company reported revenues of ₹ 1073 crore, a growth of 15% over the previous year. EBITDA grew by 36% to reach ₹ 102 crore and net profit increased from ₹ 7 crore in FY17-18 to ₹ 31 crore in FY18-19, translating into EBITDA margin of 10.3% and net profit margin of 3.1%. Profitability improvement was driven by higher realizations in both bulk and consumer businesses combined with enhanced capacity utilization.

The overall industry environment was very conducive with Government strengthening its commitment to ethanol blending and reducing dependence on imports in the wake of volatile crude prices. The Biofuel policy approved by Cabinet permitted ethanol manufacturing from various grains and moreover OMCs placed a premium on grain ethanol over the traditional C-grade molasses based ethanol. Your Company being one of the largest grain based distilleries in the country was in a strong position to leverage these developments. We secured allocation of 35 million liters of ethanol to be supplied to OMCs over the period of March'19 to November'19. This ensures guaranteed off-take for our bulk alcohol in states of Haryana and Bihar, which due to surplus supply situation in these states, is dependent upon neighbouring states/ exports for sale.

The sudden increase in ethanol requirement, and consequently shift of capacities from ENA to ethanol, had a positive impact on bulk alcohol realizations which quickly moved up in December'18 reflecting a huge supply deficit situation in the industry.

The Bihar plan was re-commissioned in October'18, following orders of the High Court to allow manufacturing of ENA in the

state, and led to addition of another 26 million litres to our bulk alcohol capacity taking the overall operating capacity to 150 million litres. We further stood to benefit from the ethanol wave with this enhanced capacity.

The consumer business also contributed to profitability improvement driven by a price hike of ~ ₹ 31 per IMIL case in Rajasthan, our largest IMIL market. Though we lost some ground in the state, due to price hike attracting higher competition, **our market share remained strong at ~30%.** Given our strong distribution reach, we expect to regain some of the lost ground in current financial year.

Your Company's premium IMFL venture, Unibev, led by the highly experienced and regarded Mr Vijay Rekhi, witnessed healthy traction as it spread its wings in South and East India and launched two more brands in whisky category. Unibev now offers a portfolio of 3 brands and is present in 5 states. All brands have been highly appreciated by both trade and consumers. The Unibev team is all set to launch more brands and further expand geographic footprint in the current financial year.

Your Company is placed in a solid position as existing businesses are thriving and path to growth is well defined with Unibev leading the way. It is an integral part of our business model and growth strategy as we seek to allocate free cash flows generated by the existing businesses into Unibev.

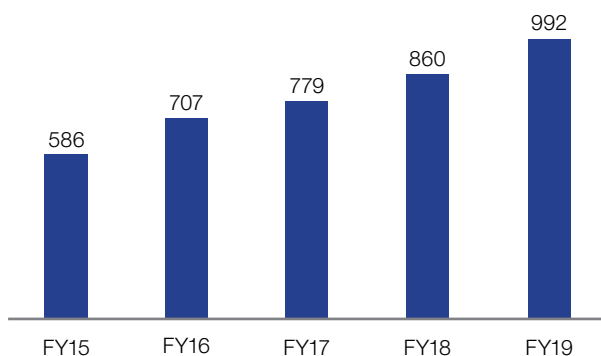
I take this opportunity to thank our valued employees, business partners, vendors as well as other stakeholders, for their unstinted support during this exciting journey. I would also like to express my sincere gratitude to all of our shareholders for your continued support and encouragement.

Sd/-  
Chairman

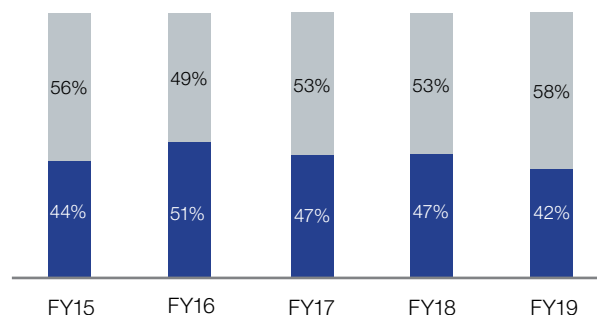
# Historical Financials

## (Standalone)

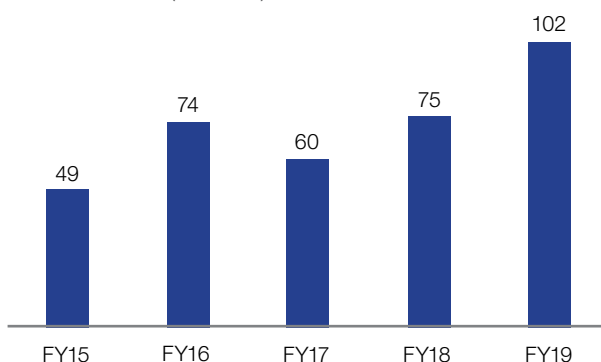
**Net Revenues (₹ Crore)**



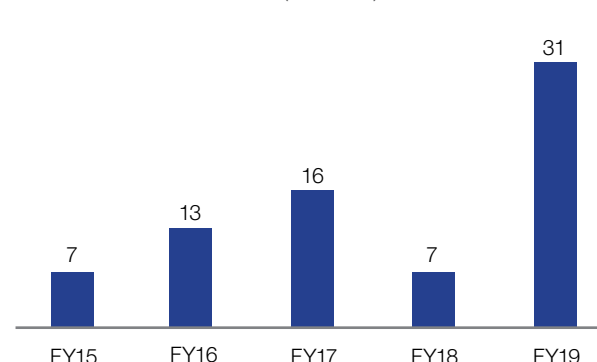
**Segment Revenue Split**



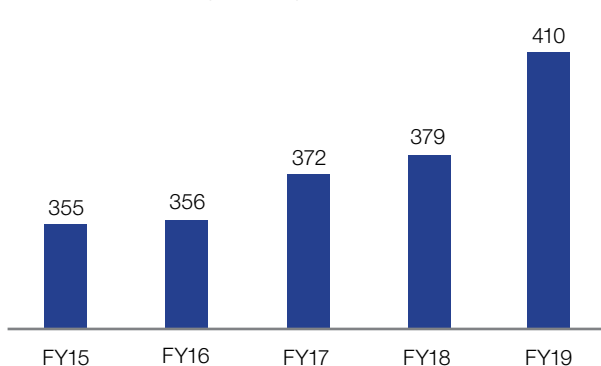
**EBITDA (₹ Crore)**



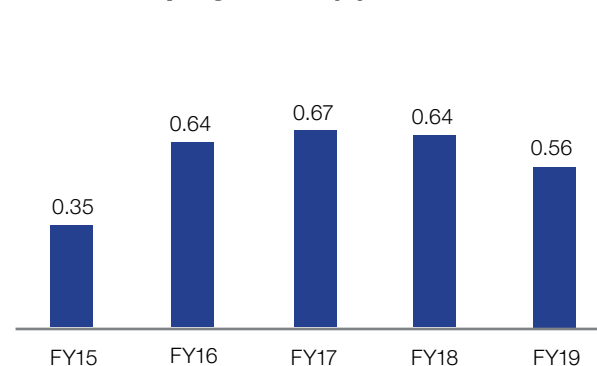
**Profit after Tax (₹ Crore)**



**Net Worth (₹ Crore)**



**Debt-Equity Ratio (x)**



# Board's Report

To the Members

Your Board of Directors are pleased to present the Twenty-sixth Annual Report and Audited Accounts for the year ended 31<sup>st</sup> March, 2019.

## FINANCIAL PERFORMANCE

(₹ In Lakhs)

Particulars	Current Year (2018-19)		Previous Year (2017-18)	
	Standalone	Consolidated	Standalone	Consolidated
Total Revenue	108142.08	108778.72	93761.15	93769.69
Total Expenses	104166.09	105487.58	92606.69	92752.97
Profit before Explanatory items & Tax	3975.99	3291.14	1154.46	1016.72
Less: Provision for taxation including Deferred tax	919.16	919.16	452	452
Profit/ (Loss) after tax	3056.83	2371.98	702.46	564.73
Basic EPS	10.64	8.26	2.45	1.98
Diluted EPS	10.64	8.26	2.45	1.98

## PERFORMANCE OVERVIEW

During the year under review the company reported a growth of 15% in net revenue as compare to previous year and PBT has been increased by ₹ 28.21crores from the previous year and also PAT has been increased by ₹ 23.54crores from the previous year. The Basic and Diluted EPS of the Company is ₹ 10.64/- as compared to ₹ 2.45/- in the previous year.

## THE YEAR IN PERSPECTIVE

The fiscal year 2018-19 was conducive for the alcohol industry – policy environment was stable and industry growth especially in higher price points remained healthy. The upstream players, i.e., distilleries particularly benefited from focus on ethanol blending as government sought a substitute for expensive crude imports and an alternative in green fuels. This had a two fold impact for Your Company, higher demand

In FY18-19, your Company reported a growth of 15% in net revenues to reach ₹ 992.2 crore and 159bps increase in EBITDA margins to reach 10.3% levels. Net profit grew more than four times from ₹ 7.1 crore in FY17-18 to Rs 30.6 crore in the year under review. Profitability improved significantly driven by higher realizations in both manufacturing and consumer businesses.

The revenue growth was led by manufacturing business which grew by 26% during the year driven by higher realizations in bulk alcohol and DDGS combined with higher production

volumes. Re-commissioning of Bihar plant contributed to volume growth. We secured 35million litres allocation in the ethanol tender launched by OMCs to be supplied in Haryana and Bihar during March'18 to November'18/ ENA realizations increased significantly towards end of the year as large part of distillery capacity was diverted towards ethanol and consequently ENA became short in supply. DDGS prices also improved as product acceptance continues to grow and prices of alternate protein products moved upwards.

Driven by strong performance of bulk alcohol, the proportion of manufacturing business in revenues grew from 53% in FY17-18 to 58% in the year under review.

The consumer business comprising IMIL grew by 2% during the year which was driven by price hike in Rajasthan. Dip in volumes partly offset the higher realizations. Increased competition both in Haryana and Rajasthan led to volume declines, albeit our market share in Rajasthan remained strong at 30% level.

In West Bengal, we are optimizing our strategy and there is good traction for our brands. One of the largest markets in the country, our focus is on sustained and profitable brand building.

Your Company's premium IMFL venture, Unibev also made big strides as it launched two new brands in the whisky category and expanded into 4 new states. The brand response is highly encouraging and the team is motivated to deliver accelerated growth.

## DIVIDEND

Your Directors do not recommend any dividend for the financial year 2018-19 because the company wants to reserve funds for its ongoing projects.

## PUBLIC DEPOSITS

The Company has not accepted or invited deposits covered under the provisions of Section 73 of the Companies Act, 2013 read with the Companies (Acceptance of Deposit) Rules 2014 from any person during the year under Report.

## DIRECTORS AND KEY MANAGERIAL PERSONNEL

During the year Mr. Sunil Chadha, have been inducted in the Board of Directors of the company w.e.f. 21<sup>st</sup> May 2018.

Mr. Vivek Gupta, Non Executive & Independent Director of the company and Mr. Vijay Kumar Rekhi, Executive Director of the

company has been resigned from the Board of the Company w.e.f. 21<sup>st</sup> May, 2018 and 02<sup>nd</sup> November 2018 respectively. The Directors place on record their appreciation of the valuable contribution made by him.

Mr. Shekhar Swarup, Joint Managing Director of the company and Ms. Ruchika Bansal, Director of the Company, retire by rotation and being eligible offer themselves for re-appointment. The Board recommends their re-appointment.

### **SUBSIDIARY COMPANIES**

Your Company has one subsidiary viz., M/s Unibev Limited (formerly known as M/s Uber Blenders & Distillers Limited) (Indian subsidiary).

In terms of proviso to sub section (3) of Section 129 of the Act, the salient features of the financial statement of the subsidiary is set out in the prescribed form **AOC-1**, which forms part of the annual report.

### **CORPORATE GOVERNANCE**

As per requirement of SEBI (Listing Obligations and Disclosure Requirements) Regulations, 2015, a Compliance Report on Corporate Governance has been annexed as part of the Annual Report.

### **CORPORATE SOCIAL RESPONSIBILITY (CSR)**

The CSR Policy of the Company and the details about the initiatives taken by the Company on CSR during the year as per the Companies (Corporate Social Responsibility Policy) Rules, 2014 have been disclosed in **Annexure-II** to this Report. Further details of composition of the Corporate Social Responsibility Committee and other details are provided the Corporate Governance Report which forms part of this report. The policy on Corporate Social Responsibility as approved by the Board of Directors is available on the website of the Company [www.globusspirits.com](http://www.globusspirits.com).

### **NOMINATION AND REMUNERATION POLICY**

The Nomination & Remuneration Policy as approved by the Board on recommendation of the Nomination & Remuneration Committee is available on website of the Company [www.globusspirits.com](http://www.globusspirits.com).

### **AUDITORS**

The Company, in terms of Section 139 (1) and (2) of the Act

2013, is required to appoint statutory auditors for 2<sup>nd</sup> term of their remaining four years. M/s Deloitte Haskins & Sells, Firm Regn No. 015125N, Chartered Accountants, having their office at 7<sup>th</sup> Floor, Building 10, DLF Cyber City Complex, DLF City Phase-II, Gurgaon-122002, Haryana who were earlier appointed as statutory auditors of the Company for 5 years and being eligible to be appointed for 2<sup>nd</sup> term of remaining four years, offer themselves for re-appointment. They have furnished a certificate to the effect, that the re-appointment, if made, will be in accordance with section 141 of the Companies Act, 2013. The audit committee and board reviewed their eligibility criteria, as laid down under Section 141 of the Act 2013 and recommended their appointment as auditors for the aforesaid period.

### **AUDITORS' REPORT**

The notes on accounts appearing in the schedule and referred to in the Auditors Report are self-explanatory and therefore do not call for any further comments or explanations. There are no adverse remarks/qualifications in the auditor's report.

### **COST AUDIT**

The board subject to the approval of the Central Government, if required, has appointed M/s JSN & Co., Cost Accountants, having Firm's registration no. 455, its office at 462/1, 1<sup>st</sup> Floor, Old MB Road, Lado Sarai, New Delhi-110030, as Cost Auditor for conducting the Cost Audit for the financial year 2018-19. The audit committee recommended his appointment and remuneration. The Company has also received necessary certificate under Section 141 of the Act 2013 conveying his eligibility for re-appointment. The remuneration fixed by the board, based on the recommendation of the audit committee is required to be ratified by the members at the AGM as per the requirement of Section 148(3) of the Act 2013.

### **SECRETARIAL AUDIT REPORT**

Secretarial Audit Report has been annexed herewith & forms part of the Annual Report.

### **PARTICULARS OF EMPLOYEES**

Statement pursuant to u/s 197 (12) of the Companies Act, 2013 read with the Companies (Appointment and Remuneration of Managerial Personnel) Rules, 2014, the particulars of top ten employees are as follows :-

## Particulars of Top Ten Employees:

Name	Designation	Nature of Employment	Age	Date of Joining	Qualifications & Experience	Previous Employment	%age of Equity shares held	Gross Remuneration
Ajay Kumar Swarup	Managing Director	Permanent	60	16-Jan-1993	PGDBM (35 years of experience)	M/s SVP Industries Ltd.	5.62%	12025001
Shekhar Swarup	Joint Managing Director	Permanent	33	27-Oct-2008	Degree in Business & Management (9 years of experience)	N.A.	2.82%	9098000
Bhaskar Roy	Executive Director & COO	Permanent	56	04-Oct-2005	Mcom, FCA, PHD (31 years of experience)	M/s Saraya Industries Limited	0.00%	6475008
Ajay Goyal	Chief Financial Officer	Permanent	49	18-Mar-2015	CA (22 years of experience)	M/s Toyoda Gosei Minda India Pvt. Ltd.	0.00%	5000009
R.K. Malik	President (Operation-North)	Permanent	62	15/Aug/2000	MBA (42 years of experience)	M/s Golden Bottling	0.00%	4500000
Manik Lal Dutta	Executive Director	Permanent	73	01-Aug-2006	M.Tech, PGDBM (46 years of experience)	M/s United Spirits Limited	0.007%	4331974
Jasbeer Singh	Vice President – Exports	Permanent	61	01-Oct-2014	BSc., MBA(over 17 years of experience)	N.A.	0.00%	3814128
Amitabh Singh	Vice President	Permanent	52	16-Apr-2013	B.Sc. Engineering (29 years of experience)	M/s Radico Khaitan Limited	0.00%	3800002
Pankaj Tyagi	Vice President	Permanent	46	14-May-2015	B.Sc. Engineering (22 years of experience)	M/s Brahamaputra Biochem Pvt. Ltd.	0.00%	3496284

Notes:

1. The percentage of equity share holding mentioned as above is as on 31<sup>st</sup> March 2019.
2. None of the Directors or employees are inter related to each other except Sh. Ajay K. Swarup, Managing Director of the company is the father of Sh. Shekhar Swarup, Joint Managing Director of the company.

## CONSERVATION OF ENERGY / TECHNOLOGY ABSORPTION / RESEARCH & DEVELOPMENT ETC.

Particulars as required under Rule 8 (3) of the Companies (Accounts) Rules, 2014 are given in **Annexure I** and form part of this report.

## MANAGEMENT'S DISCUSSION AND ANALYSIS OF FINANCIAL CONDITION AND RESULTS OF OPERATIONS.

Management's Discussion and Analysis Report has been annexed & forms part of the Annual Report.

## DIRECTORS RESPONSIBILITY STATEMENT

**Pursuant to the requirement under Section 134 (5) of the Companies Act, 2013, with respect to Directors Responsibility Statement, it is hereby confirmed**

1. That in preparation of the Annual Accounts for the financial year 2018-19, the applicable Accounting Standards have been followed along with explanation relating to material departures, if any.
2. That the Directors have selected such accounting policies and applied them consistently and made judgments and estimates that are reasonable and prudent so as to give a

true and fair view of the State of Affairs of the Company as at 31<sup>st</sup> March, 2019 and of the results of the Company for that period.

3. That the directors had taken proper and sufficient care for the maintenance of adequate accounting records in accordance with the provisions of the Companies Act, 2013, for safeguarding the assets of the Company and for preventing and detecting fraud and other irregularities.
4. That the directors had prepared the Annual Accounts for the financial year 2018-19 on a going concern basis.
5. That they have laid down internal financial controls to be followed by the Company and that such internal financial controls are adequate and operating properly ; and
6. That they have devised proper systems to ensure compliance with the provisions of all applicable laws and that such systems were adequate and operating effectively.

## EXTRACT OF ANNUAL RETURN

The extract of Annual Return as provided under Sub-Section (3) of Section 92 of the Companies Act, 2013 ( the "Act") is enclosed at **Annexure-III** in the prescribed form **MGT-9** and forms part of this Report.

## NUMBER OF MEETINGS OF THE BOARD

4 meetings of the Board of Directors of the Company were held during the year. For detail of the meetings, please refer to the Corporate Governance Report, which forms part of this Report.

## AUDIT COMMITTEE

Composition and other details pertaining to Audit Committee has been disclosed in the Corporate Governance Report.

## INDEPENDENT DIRECTORS' DECLARATION

Mr. Santosh Kumar Bishwal, Mr. Joginder Singh Dhamija, Mr. Kunal Agarwal and Mr. Sunil Chadha, who are Independent Directors, have submitted a declaration that each of them meets the criteria of independence as provided in Sub-Section (6) of Section 149 of the Act and SEBI (Listing Obligations and Disclosure Requirements) Regulations, 2015. Further, there has been no change in the circumstances which may affect their status as independent director during the year.

## POLICY OF DIRECTORS' APPOINTMENT AND REMUNERATION

Company's policy on Directors' appointment and remuneration including criteria for determining qualifications, positive attributes, independence of a director and other matters provided under section 178(3) of the Act are covered in Corporate Governance Report which forms part of this Report. Further, information about elements of remuneration package of individual directors is provided in the extract of Annual Return as provided under Section 92(3) of the Act, is enclosed at **Annexure-III** in the prescribed form **MGT-9** and forms part of this Report and can be accessed on the company's website [www.globusspirits.com](http://www.globusspirits.com).

## CODE OF CONDUCT FOR DIRECTORS AND SENIOR MANAGEMENT

The Directors and members of Senior Management have affirmed compliance with the Code of Conduct for Directors and Senior Management of the Company. A declaration to this effect has been signed by the Managing Director and forms part of the Annual Report.

## RELATIONSHIP BETWEEN DIRECTORS INTER-SE

None of the Directors are related to each other within the meaning of the term "relative" as per Section 2(77) of the Act and SEBI (Listing Obligations & Disclosure Requirements) Regulations, 2015 except Sh. Shekhar Swarup (Joint Managing Director) is the son of Sh. Ajay Kumar Swarup (Managing Director) of the Company.

## ANNUAL PERFORMANCE EVALUATION

The company has a mechanism for annual performance evaluation of every Individual Directors and the Board as a whole as well as its various committees.

## PARTICULARS OF LOANS, GUARANTEES AND INVESTMENTS

There have been no loans, guarantees and investments under Section 186 of the Act during the financial year 2018-19 except to its Subsidiary M/s Unibev Limited (formerly known as M/s Uber Blenders & Distillers Limited).

## SECRETARIAL STANDARDS

All the provisions of Secretarial standards has been complied by the Company during Financial Year 2018-19.

## TRANSACTIONS WITH RELATED PARTIES

The Company has entered into contract / arrangements with the related parties in the ordinary course of business and on arm's length basis. The details are mentioned in the notes to accounts of the financial statements. Policy on materiality of Related Party Transactions can be accessed on the company's website [www.globusspirits.com](http://www.globusspirits.com).

## INTERNAL CONTROL

The information about internal controls is set out in the Management Discussion & Analysis report which is attached and forms part of this Report.

## RISK MANAGEMENT

The Company has a Risk Management Committee & also it has in place a Risk Management Policy to deal with various risks arising in the course of business. The key responsibilities of Risk Management Committee are namely, Identification of risks, Implementing and monitoring the risk management plan for the Company and reframe the risk management plan and policy as it may deem fit, lay down procedures to inform Board members about the risk assessment and minimization procedures, Monitoring and reviewing of the risk management plan from time to time and activities as may be required to be done under the Companies Act 2013 or SEBI listing Regulations.

## VIGIL MECHANISM

The Company has established a vigil mechanism for Directors and employees to report their genuine concerns.

## PERFORMANCE AND FINANCIAL POSITION OF SUBSIDIARIES

Financial position of the subsidiary M/s Unibev Limited (Formerly known as M/s Uber Blenders & Distillers Ltd.) is provided in a separate statement **AOC-1**, attached to the Financial Statement pursuant to first proviso to Section 129(3) of the Act.

## PARTICULARS OF REMUNERATION

The information required under section 197 of the Companies Act, 2013 and the rules made there under, in respect of employees of the Company, is follows :-

- (a) The ratio of the remuneration of each director to the median remuneration of the employees of the Company

<b>Executive Directors</b>	<b>Ratio to the Median Remuneration*</b>
Mr. Ajay Kumar Swarup	47.72
Mr. Shekhar Swarup	36.10
Mr. Manik Lal Dutta	17.19
Dr. Bhaskar Roy	25.69
<b>Non-Executive Directors (Sitting Fees only)</b>	
Sh. Santosh Kumar Bishwal	13.33
Sh. Joginder Singh Dhamija	13.33
Sh. Kunal Agarwal	7.50
Sh. Sunil Chadha	5.83
Ms. Ruchika Bansal	2.50

\* for the purpose of comparison 12 months salary has been considered for all the employees even though any employee has worked for less than 12 months

- (b) The percentage increase in remuneration of each Director, Chief Executive Officer, Chief Financial Officer, Company Secretary or Manager, if any, in the financial year

<b>Name of the Person</b>	<b>% increase in Remuneration</b>
Mr. Ajay Kumar Swarup (Managing Director)	20%
Mr. Shekhar Swarup (Joint Managing Director)	23.46%
Mr. Manik Lal Dutta (Executive Director)	7.95%
Dr. Bhaskar Roy (Executive Director)	10.72%
Sh. Ajay Kumar Goyal (CFO)	9.57%
Sh. Santosh Kumar Pattanayak (Company Secretary)	6%

- (c) The percentage increase in the median remuneration of employees in the financial year

8% (Since there is lot of variation in the no. of employees during the current year as compare to previous year,

comparison of the exact median remuneration may not be accurate.)

- (d) The number of permanent employees on the rolls of Company as on 31/03/2019: 532

- (e) The average percentile increase already made in the salaries of employees other than the managerial personnel in the last financial year and its comparison with the percentile increase in the managerial remuneration and justification thereof and point out if there are any exceptional circumstances for increase in the managerial remuneration

The average increase in salaries of employees other than managerial personnel in 2018-19 was 8% approximately. Percentage increase in the managerial remuneration for the year was also approximately 12%.

- (f) The affirmation that the remuneration is as per the remuneration policy of the Company

The Company's remuneration policy is driven by the success and performance of the individual employees and the Company. Through its compensation package, the Company endeavors to attract, retain, develop and motivate a high performance staff. The Company follows a compensation mix of fixed pay, benefits and performance based variable pay. Individual performance pay is determined by business performance and the performance of the individuals measured through the annual appraisal process. The Company affirms remuneration is as per the remuneration policy of the Company.

## **PECUNIARY RELATIONSHIP OR TRANSACTIONS OF NON-EXECUTIVE DIRECTORS**

During the year, the Non-Executive Directors of the Company had no pecuniary relationship or transactions with the Company.

## **ACKNOWLEDGEMENT**

The Board wishes to place on record its appreciation for the wholehearted support and valuable co-operation extended to the Company by the Central & the State Governments, Bankers, Suppliers, Associates, Contractors, employees and shareholders.

**For and on behalf of the Board of Directors**

(Dr. Bhaskar Roy)  
**Executive Director & COO**

(Ajay K. Swarup)  
**Managing Director**

Place: New Delhi  
Date: 07/05/2019

(Santosh Kumar Pattanayak)  
**Company Secretary**

(Ajay Goyal)  
**Chief Financial Officer**

# Annexure I

## to the Directors' Report 2018-19

Particulars required under Rule 8 (3) of the Companies (Accounts) Rules, 2014.

### (A) Conservation of Energy

Conservation of energy is a high priority area for the Company and the Company has proper system for reduction of consumption of energy.

#### a) Energy Conservation Measures Taken:

- 1) Setting up evaporators for all plants to concentrate effluent which will give value addition of final product as cattle feed, zero discharge for environmental protection and water availability as hot condensate for process reuse, saving on use of fresh cold water and heat/energy saving.
- 2) Recycle of hot high temperature spent lyes and hot condensate streams for process/boiler and saving fresh cold DM water and energy in terms of heat saving with hot spent lyes.
- 3) Lowering the steam pressure in jet cookers to enable generation of power from steam used and reduce steam consumption to 50% of the present usage.

#### b) Additional Investments & Proposals, if any, being implemented for reduction of consumption of Energy:

- 1) Increasing alcohol percentage in fermentation thereby lowering effluent quantity generation and production at lower steam consumption per liter of product.
- 2) Reconfiguration of high temperature streams to reduce steam consumption in process such as liquefaction & evaporation.

#### c) Impact of measures at (a) & (b) above for reduction or energy consumption & consequent impact on the cost of production of goods:

-As mentioned in point (a)

### (B) Technology Absorption

#### FORM - B

(Form for Disclosure of Particulars with respect to Absorption.)

- (i) The Company's plants are based on indigenous technology which has been fully absorbed.
- (ii) The Company does not have separate Research & Development Section. However, steps are being taken continuously for:
  - a) Improvement in product quality
  - b) Improvement in productivity
  - c) Improvement in cost effectiveness
- (iii) Expenditure of R & D .....Nil

### (C) Foreign Exchange earnings & Outgo

	2018-2019	2017-2018
Foreign Exchange earnings (Export Sale)	INR49.37crores	INR62.07crores
Foreign Exchange used (Import of Machine)	NIL	NIL

**For and on behalf of the Board of Directors**

(Dr. Bhaskar Roy)  
**Executive Director & COO**

(Ajay K. Swarup)  
**Managing Director**

Place: New Delhi  
Date: 07/05/2019

(Santosh Kumar Pattanayak)  
**Company Secretary**

(Ajay Goyal)  
**Chief Financial Officer**

# ANNEXURE -II

## CORPORATE SOCIAL RESPONSIBILITY

### Corporate Social Responsibility Policy – Overview

The Company has its CSR Policy within broad scope laid down in Schedule VII to the Act, as projects / programmes / activities, excluding activities in its normal course of business.

### The Composition of the CSR Committee.

The constitution of the Corporate Social Responsibility (CSR) Committee is as under:-

Name of the Members	Designation	Designation in Company
Mr. Santosh Kumar Bishwal	Chairman	Independent Director
Mr. Joginder Singh Dhamija	Member	Independent Director
Mr. Shekhar Swarup	Member	Executive Director
Dr. Bhaskar Roy	Member	Executive Director

Terms of reference of the CSR Committee are:

1. Formulate and recommend to the board, a CSR policy indicating the activity or activities to be undertaken by the company as specified in Schedule VII of the Act;
2. Recommend the amount to be spent on these activities; and
3. Monitor the company's CSR policy periodically.
4. Institution of transparent monitoring mechanism for the implementation of CSR projects.

**Average net profit of the company for last three financial years : ₹ 10,57,29,667/-**

**Prescribed CSR Expenditure** (two percent of the Average net profit) : ₹ 21,14,593/-

**Details of CSR spent during the financial year.** During the FY 2018-19, the company spent ₹ 20 lakhs in the following manner. The rest of the amount could not be spent because during the time period, the company was able to evaluate & undertake only two projects, one by donating ₹ 20 lakhs to M/s India Paryavaran Sahayak Foundation which is solely engaged in executing various CSR related projects in environment sector and another by way of donating to John Martin Memorial Trust, which is solely engaged for the purpose of providing education and nutrition to under privileged children.

**Manner in which the amount spent during the financial year is detailed below.**

(1)	(2)	(3)	(4)	(5)	(6)	(7)	(8)
S. No	CSR project or activity identified.	Sector in which the Project is covered	Projects or programs (1)Local area or other (2) Specify the State and district where projects or programs was undertaken	Amount outlay (budget) project or programs wise	Amount spent on the projects or Programs Subheads: (1)Direct expenditure on projects or programs. (2) Overheads:	Cumulative expenditure upto to the reporting period	Amount spent: Direct or through implementing agency
1	Engaged in eradicating environment pollution	Engaged in eradicating environment pollution	North India especially in Punjab sector	₹ 20 lakhs	₹ 20 lakhs	₹ 20 lakhs	Through Implementing Agency M/s India Paryavaran Sahayak Foundation
2	providing education and nutrition of under privileged children.	Education and nutrition of under privileged children	Dehradun (Uttarakhand)	₹ 2.00 lakhs	₹ 2.00 lakhs	₹ 2.00 lakhs	Through Implementing Agency M/s John Martin Memorial Trust

**For and on behalf of the Board of Directors**

Place: New Delhi  
Date: 07/05/2019

(Dr. Bhaskar Roy)  
**Executive Director**

(Ajay K. Swarup)  
**Managing Director**

(Santosh Kumar Bishwal)  
**(Chairman-CSR Committee)**

# ANNEXURE -III

## FORM NO. MGT 9

Pursuant to Section 92 (3) of the Companies Act, 2013 and rule 12(1) of the Company (Management & Administration) Rules, 2014.

### EXTRACT OF ANNUAL RETURN AS ON FY ENDED ON 31/03/2019

#### I REGISTRATION & OTHER DETAILS:

i	CIN	L74899DL1993PLC052177
ii	Registration Date	16th February 1993
iii	Name of the Company	M/s Globus Spirits Limited
iv	Category of the Company	Manufacturing & Marketing of Alcoholic Beverages
v	<b>Address of the Registered office &amp; contact details</b>	
	Address :	F-0, The Mira Corporate Suites, Plot No.1&2, Ishwar Nagar
	Town / City :	Mathura Road, New Delhi - 110065
	State :	Delhi
	Country Name :	India
	Telephone (with STD Code) :	011-66424600
	Fax Number :	011-66424629
	Email Address :	corpoffice@globusgroup.in
	Website, if any:	www.globusspirits.com
vi	Whether listed company	Yes
vii	<b>Name and Address of Registrar &amp; Transfer Agents ( RTA ):-</b>	
	Name of RTA:	M/s Link Intime India Private Limited
	Address :	Noble Heights, 1st Floor, Plot No. N.H-2, LSC, C-1 Block,
	Town / City :	Near Savitri Market, Janakpuri, New Delhi-110058
	State :	Delhi
	Pin Code:	110028
	Telephone :	011-41410592
	Fax Number :	011-41410593
	Email Address :	delhi@linkintime.co.in

#### II. PRINCIPAL BUSINESS ACTIVITY OF THE COMPANY

All the business activities contributing 10 % or more of the total turnover of the company shall be stated:-

Sl. No.	Name and Description of main products / services	NIC Code of the Product / service	% to total turnover of the company
1	Potable Alcohol (RS/ENA/IMIL/IMFL) (UNDNATRD ETHYL ALCHL WTH<80% ALCHL STRNGTH; SPRTS , LIQRS & OTHR SPRTOUS BVRGS;COMPND ALCHL PRPN FOR MNUFCTRE OF BVRGS)	2208	99.78%

#### III. PARTICULARS OF HOLDING, SUBSIDIARY AND ASSOCIATE COMPANIES -

S. No.	NAME AND ADDRESS OF THE COMPANY	CIN/GLN	HOLDING/ SUBSIDIARY /ASSOCIATE	% of shares held	Applicable Section
1	M/S Unibev Limited (Formerly known as M/s Uber Blenders & Distillers Limited)	U15122DL2014PLC273878	Subsidiary	90.91%	2 (87)

#### IV. SHARE HOLDING PATTERN (Equity Share Capital Breakup as percentage of Total Equity)

##### i. Category-wise Share Holding

Category of Shareholders	No. of Shares held at the beginning of the year (01.04.2018)				No. of Shares held at the end of the year (31.03.2019)				% Change during the year
	Demat	Physical	Total	% of Total Shares	Demat	Physical	Total	% of Total Shares	
<b>A. Promoter s</b>									
<b>(1) Indian</b>									
a) Individual/ HUF	3779811	0	3779811	13.12%	3850776	0	3850776	13.37%	1.88%
b) Central Govt	0	0	0	0%	0	0	0	0%	0.00%
c) State Govt(s)	0	0	0	0%	0	0	0	0%	0.00%
d) Bodies Corp.	11832007	0	11832007	41.08%	11832007	0	11832007	41.08%	0.00%
e) Banks / FI	0	0	0	0%	0	0	0	0%	0.00%
f) Any other	0	0	0	0%	0	0	0	0%	0.00%
<b>Sub-total (A) (1):-</b>	<b>15611818</b>	<b>0</b>	<b>15611818</b>	<b>54.21%</b>	<b>15682783</b>		<b>15682783</b>	<b>54.46%</b>	
<b>(2) Foreign</b>									
a) NRI - Individual/	0	0	0	0.00%	0	0	0	0%	0%
b) Other - Individual/	0	0	0	0.00%	0	0	0	0%	0%
c) Bodies Corp.	0	0	0	0.00%	0	0	0	0%	0%
d) Banks / FI	0	0	0	0.00%	0	0	0	0%	0%
e) Any Others	0	0	0	0.00%	0	0	0	0%	0%
<b>Sub-total (A) (2):-</b>	<b>0</b>	<b>0</b>	<b>0</b>	<b>0.00%</b>	<b>0</b>	<b>0</b>	<b>0</b>	<b>0%</b>	<b>0%</b>
<b>Total shareholding of Promoter (A)= (A)(1)+(A)(2)</b>	<b>15611818</b>	<b>0</b>	<b>15611818</b>	<b>54.21%</b>	<b>15682783</b>	<b>0</b>	<b>15682783</b>	<b>54.46%</b>	
<b>B. Public Shareholding</b>									
<b>1. Institutions</b>									
a) Mutual Funds	0	0	0	0.00%	0	0	0	0.00%	0.00%
b) Banks / FI	36758	0	36758	0.13%	42749	0	42749	0.15%	16.30%
c) Central Govt	0	0	0	0%	0	0	0	0%	0.00%
d) State Govt(s)	0	0	0	0%	0	0	0	0%	0.00%
e) Venture Capital Funds	0	0	0	0%	0	0	0	0%	0.00%
f) Insurance Companies	0	0	0	0%	0	0	0	0%	0.00%
g) FIs	0	0	0	0.00%	0	0	0	0.00%	0.00%
h) Foreign Investors	390591	0	390591	1.36%	134458	0	134458	0.47%	-65.58%
i) Others (Alternate Investment Fund)	0	0	0	0%	290000	0	290000	1.01%	0.00%
<b>Sub-total (B)(1):-</b>	<b>427349</b>	<b>0</b>	<b>427349</b>	<b>1.48%</b>	<b>467207</b>	<b>0</b>	<b>467207</b>	<b>1.62%</b>	
<b>2. Central / State Govt. (B-2)</b>	<b>731</b>	<b>0</b>	<b>731</b>	<b>0.00%</b>	<b>0</b>	<b>0</b>	<b>0</b>	<b>0.00%</b>	<b>100.00%</b>
<b>3. Non-Institutions</b>									
a) Bodies Corp.	1112934	0	1112934	3.86%	957412	0	957412	3.32%	-13.97%
b) Individuals									
i) Individual shareholders holding nominal share capital upto Rs. 2 lakh	3399743	1971	3401714	11.81%	3837549	1969	3839518	13.33%	12.87%
ii) Individual shareholders holding nominal share capital in excess of Rs 2 lakh	2323653	0	2323653	8.07%	1867379	0	1867379	6.48%	-19.64%
c) Others (specify)									
Clearing Member	200273	0	200273	0.70%	143125	0	143125	0.50%	-28.54%
NRI (Repat)	192950	0	192950	0.67%	228175	0	228175	0.79%	18.26%
NRI (Non-Repat)	40196	0	40196	0.14%	47084	0	47084	0.16%	17.14%
Foreign Companies	5038168	0	5038168	17.49%	5038168	0	5038168	17.49%	0.00%
Others	449482	0	449482	1.56%	528417	0	528417	1.83%	17.56%
<b>Sub-total (B)(3):-</b>	<b>12757399</b>	<b>1971</b>	<b>12759370</b>	<b>44.30%</b>	<b>12647309</b>	<b>1969</b>	<b>12649278</b>	<b>43.92%</b>	
<b>Total Public Shareholding (B)=(B)(1)+ (B)(2) + (B)(3)</b>	<b>13185479</b>	<b>1971</b>	<b>13187450</b>	<b>45.79%</b>	<b>13114516</b>	<b>1969</b>	<b>13116485</b>	<b>45.54%</b>	
<b>C. Shares held by Custodian for GDRs &amp; ADRs</b>	<b>0</b>	<b>0</b>	<b>0</b>	<b>0.00%</b>	<b>0</b>	<b>0</b>	<b>0</b>	<b>0.00%</b>	<b>0%</b>
<b>Grand Total (A+B+C)</b>	<b>28797297</b>	<b>1971</b>	<b>28799268</b>	<b>100%</b>	<b>28797299</b>	<b>1969</b>	<b>28799268</b>	<b>100%</b>	

## ii Shareholding of Promoters & Promoters group

Sl No.	Shareholder's Name	Shareholding at the beginning of the year (01.04.2018)			Share holding at the end of the year (31.03.2019)			% change in share holding during the year
		No. of Shares	% of total Shares of the company	% of Shares Pledged / encumbered to total shares	No. of Shares	% of total Shares of the company	% of Shares Pledged / encumbered to total shares	
1	Chandbagh Investments Limited	11293153	39.21%	0%	11293153	39.21%	0%	0.00%
2	Ajay Kumar Swarup	1619820	5.62%	0%	1619820	5.62%	0%	0.00%
3	Ms. Surabhi Bishoi and Mr. Ajay Kumar Swarup (Trustees holding on behalf of Surabhi Family Trust)	0	0.00%	0%	1426860	4.95%	0%	100.00%
4	Anoop Bishnoi	1619820	5.62%	0%	192960	0.67%	0%	-88.09%
5	Globus Infosys Pvt. Ltd.	538854	1.87%	0%	538854	1.87%	0%	0.00%
6	Shekhar Swarup	539811	1.88%	0%	610776	2.12%	0%	13.15%
7	Bhupendra Kumar Bishnoi	90	0.00%	0%	90	0.00%	0%	0.00%
8	Roshni Bishnoi	90	0.00%	0%	90	0.00%	0%	0.00%
9	Madhav Kumar Swarup	60	0.00%	0%	60	0.00%	0%	0.00%
10	Madhavi Swarup	60	0.00%	0%	60	0.00%	0%	0.00%
11	Saroj Rani Swarup	60	0.00%	0%	60	0.00%	0%	0.00%
	<b>TOTAL</b>	<b>15611818</b>	<b>54.21%</b>	<b>0%</b>	<b>15682783</b>	<b>54.45%</b>	<b>0%</b>	

## iii Change in Promoters' Shareholding

During the year, the holding of Mr. Anoop Bishnoi has been decreased by 1426860 shares and the said shares has been gifted to Ms. Surabhi Bishnoi.

Further during the year, the holding of Mr. Shekhar Swarup has been increased by 70965 shares and these shares has been purchased through open market in various transactions.

Further during the year Ms. Surabhi Bishnoi has gifted 1426860 shares to Surabhi Family Trust and the said shares has been held in the name of trustees of the trust Ms. Surabhi Bishnoi and Mr. Ajay Kumar Swarup.

## iv Shareholding Pattern of top ten Shareholders (other than Directors, Promoters and Holders of GDRs and ADRs):

Sl. No.: 1 For Each of the Top 10 Shareholders	Shareholding at the beginning of the year (01/04/2018)		Change in Shareholding during the year		Shareholding at the end of the year (31/03/2019)	
	No. of shares	% of total shares of the company	No. of shares	% of total shares of the company	No. of shares	% of total shares of the company
TEMPLETON STRATEGIC EMERGING MARKETS FUND IV LDC	5038168	17.49%	0	0.00%	5038168	17.49%
VIKRAM PRATAPBHAI KOTAK	450000	1.56%	-85000	-0.30%	365000	1.27%
SRIKANTH DHULIPALA	266844	0.93%	53156	0.18%	320000	1.11%
BODEPUDI JEEVAN KISHORE	190000	0.66%	0	0.00%	190000	0.66%
PARVESH GANDOTRA	280000	0.97%	-120000	-0.42%	160000	0.56%
NITIKET INVESTMENTS PVT LTD	200000	0.69%	-50000	-0.17%	150000	0.52%
PERPETUITY HEALTH TO WEALTH FUND	0	0.00%	150000	0.52%	150000	0.52%
CONCRETE TECHNO PROJECTS LIMITED	0	0.00%	145908	0.51%	145908	0.51%
MICRO STRATEGIES FUND	0	0.00%	140000	0.49%	140000	0.49%
HEMANT PRATAPBHAI KOTAK	283000	0.98%	-158000	-0.55%	125000	0.43%

The above details are given as on 31 March, 2019. The Company is listed and 99.99% shareholding is in dematerialized form. Hence, it is not feasible to track movement of shares on daily basis. The aforesaid holdings by top ten shareholders is due to market operations. Further, Company has not allotted/transferred or issued any bonus or sweat equity shares during the year.

## v Shareholding of Directors and Key Managerial Personnel:

During the year there is no change in the shareholdings the Directors and Key Managerial Personnel of the company except the holdings of Mr. Ajay Kumar Swarup & Mr. Shekhar Swarup as explained in the promoter shareholding section.

## V INDEBTEDNESS

### Indebtedness of the Company including interest outstanding/accrued but not due for payment

(Amount in Lacs)

Indebtedness at the beginning of the financial year (01.04.2018)	Secured Loans excluding deposits	Unsecured Loans	Deposits	Total Indebtness
i) Principal Amount	25,151.06	0	0	25151.06
ii) Interest due but not paid	0	0	0	0
<b>Total (i+ii+iii)</b>	<b>25151.06</b>	<b>0</b>	<b>0</b>	<b>25151.06</b>
Change in Indebtedness during the financial year	Secured Loans excluding deposits	Unsecured Loans	Deposits	Total Indebtness
* Addition	(2,180.77)	0	0	-2180.77
* Reduction	0	0	0	0
<b>Net Change</b>	<b>(2,180.77)</b>	<b>-</b>	<b>-</b>	<b>(2,180.77)</b>
Indebtedness at the end of the financial year (31.03.2019)	Secured Loans excluding deposits	Unsecured Loans	Deposits	Total Indebtness
i) Principal Amount	22,970.29	0	0	22970.29
ii) Interest due but not paid	0	0	0	0
<b>Total (i+ii+iii)</b>	<b>22,970.29</b>	<b>-</b>	<b>-</b>	<b>22,970.29</b>

## VI. REMUNERATION OF DIRECTORS AND KEY MANAGERIAL PERSONNEL

### A. Remuneration to Managing Director, Whole-time Directors and/or Manager:

Sl. no.	Particulars of Remuneration	Sh. Ajay Kumar Swarup	Sh. Shekhar Swarup	Sh. Manik Lal Dutta	Dr. Bhaskar Roy	Total Amount (in Lacs)
1	Gross salary	Managing Director	Executive Director	Executive Director	Executive Director & COO	
	(a) Salary as per provisions contained in section 17(1) of the Income-tax Act, 1961	120.25	90.98	43.31	64.75	199.04
	(b) Value of perquisites u/s 17(2) Income-tax Act, 1961	-	-	-	-	-
	(c) Profits in lieu of salary under section 17(3) Income- tax Act, 1961	-	-	-	-	-
2	Stock Option	-	-	-	-	-
3	Sweat Equity	-	-	-	-	-
4	Commission	-	-	-	-	-
	- as % of profit	-	-	-	-	-
	- others, specify	-	-	-	-	-
5	Others, please specify	-	-	-	-	-
	<b>Total (A)</b>	<b>120.25</b>	<b>90.98</b>	<b>43.31</b>	<b>64.75</b>	<b>199.04</b>

### B. Remuneration to other directors:

Sl. no.	Particulars of Remuneration	Name of Directors				Total Amount (Rs. in lacs)
1	<b>Independent Directors</b>	Sh. Santosh Kumar Bishwal	Sh. Joginder Singh Dhamija	Sh. Sunil Chadha	Sh. Kunal Agarwal	
	Fee for attending board committee meetings	1.60	1.60	0.60	0.90	4.70
	Commission	-	-	-	-	-
	Others, please specify	-	-	-	-	-
	<b>Total (1)</b>	<b>1.60</b>	<b>1.60</b>	<b>0.60</b>	<b>0.90</b>	<b>4.70</b>
2	<b>Other Non-Executive Directors</b>	Ms. Ruchika Bansal				
	Fee for attending board committee meetings	0.30				0.30
	Commission					
	Others, please specify					
	<b>Total (2)</b>	<b>0.30</b>				<b>0.30</b>
	<b>Total (B)=(1+2)</b>	<b>1.90</b>	<b>1.60</b>	<b>0.60</b>	<b>0.90</b>	<b>5.00</b>
	<b>Total Managerial Remuneration</b>					

### C. REMUNERATION TO KEY MANAGERIAL PERSONNEL OTHER THAN MD/MANAGER/WTD

Sl. no.	Particulars of Remuneration	Key Managerial Personnel			Total Amount (Rs. in lacs)
		CEO	Company Secretary	CFO	
1	Gross salary				
	(a) Salary as per provisions contained in section 17(1) of the Income-tax Act, 1961	-	15.58	50.00	65.58
	(b) Value of perquisites u/s 17(2) Income-tax Act, 1961	-	-	-	-
	(c) Profits in lieu of salary under section 17(3) Income-tax Act, 1961	-	-	-	-
2	Stock Option	-	-	-	-
3	Sweat Equity	-	-	-	-
4	Commission	-	-	-	-
	- as % of profit	-	-	-	-
	- others, specify...	-	-	-	-
5	Others, please specify	-	-	-	-
	<b>Total</b>	<b>-</b>	<b>15.58</b>	<b>50.00</b>	<b>65.58</b>

## VII. PENALTIES / PUNISHMENT/ COMPOUNDING OF OFFENCES:

During the year there was no penalty/punishment/compounding of offences has been executed against the company nor any of its directors/KMPs

# Secretarial Audit Report

## For the financial year ended 31 March, 2019

[Pursuant to Section 204(1) of the Companies Act, 2013 and Rule No. 9 of the Companies (Appointment and Remuneration of Managerial Personnel) Rules, 2014]

To,  
**The Members,**  
**Globus Spirits Limited**  
**CIN: L74899DL1993PLC052177**

We have conducted the secretarial audit of the compliance of applicable statutory provisions and the adherence to good corporate practices by M/s Globus Spirits Limited (hereinafter called "the Company"). Secretarial Audit was conducted in a manner that provided us a reasonable basis for evaluating the corporate conducts/statutory compliances and expressing our opinion thereon.

Based on our verification of the Company's books, papers, minute books, forms and returns filed and other records maintained by the company and also the information provided by the Company, its officers, agents and authorized representatives during the conduct of secretarial audit, we hereby report that in our opinion, the Company has, during the audit period covering the financial year ended on March 31, 2019, complied with the statutory provisions listed hereunder and also that the Company has proper Board-processes and compliance mechanism in place to the extent, in the manner and subject to the reporting made hereinafter:

We have examined the books, papers, minute books, forms and returns filed and other records maintained by the Company for the financial year ended on March 31, 2019 according to the provisions of:

- (i) The Companies Act, 2013 ("the Act") and the rules made thereunder, as applicable;
- (ii) The Securities Contracts (Regulation) Act, 1956 ('SCRA') and the rules made thereunder;
- (iii) The Depositories Act, 1996 and the Regulations and Bye-laws framed thereunder;
- (iv) Foreign Exchange Management Act, 1999 and the rules and regulations made thereunder to the extent of Foreign Direct Investment, Overseas Direct Investment and External Commercial Borrowings;
- (v) The following Regulations and Guidelines prescribed under the Securities and Exchange Board of India Act, 1992 ('SEBI Act'), wherever applicable :-
  - (a) The Securities and Exchange Board of India (Substantial Acquisition of Shares and Takeovers) Regulations, 2011;
  - (b) The Securities and Exchange Board of India (Prohibition of Insider Trading) Regulations, 1992 and/or the Securities and Exchange Board of India (Prohibition of Insider Trading) Regulations, 2015;
  - (c) The Securities and Exchange Board of India (Issue of Capital and Disclosure Requirements) Regulations, 2009;
  - (d) The Securities and Exchange Board Of India (Share Based Employee Benefits) Regulations, 2014
  - (e) The Securities and Exchange Board of India (Issue and Listing of Debt Securities) Regulations, 2008;
  - (f) The Securities and Exchange Board of India (Registrars to an Issue and Share Transfer Agents) Regulations, 1993 regarding the Companies Act 2013 and dealing with client;
  - (g) The Securities and Exchange Board of India (Delisting of Equity Shares) Regulations, 2009 and;
  - (h) The Securities and Exchange Board of India (Buyback of Securities) Regulations, 1998;

We have also examined compliance with the applicable clauses of the following:

- (i) Secretarial Standards issued by the Institute of Company Secretaries of India.
- (ii) The Listing Agreements entered into by the Company with BSE Limited and National Stock Exchange of India Limited.

During the period under review the Company has complied with the provisions of the Act, Rules, Regulations, Guidelines, Standards, etc. mentioned above.

We further report that:

The Board of Directors of the Company is duly constituted with proper balance of Executive Directors, Non-Executive Directors and Independent Directors. The changes in the composition of the Board of Directors that took place during the period under review were carried out in compliance with the provisions of the Act.

Adequate notice is given to all directors to schedule the Board Meetings, agenda and detailed notes on agenda were sent at least seven days in advance except wherever a meeting was duly called on shorter notice as per the prescribed procedure, and a system exists for seeking and obtaining further information and clarifications on the agenda items before the meeting and for meaningful participation at the meeting.

Majority decision is carried through while the dissenting members' views are captured and recorded as part of the minutes.

We further report that there are adequate systems and processes in the Company commensurate with the size and operations of the Company to monitor and ensure compliance with applicable laws, rules, regulations and guidelines.

We further report that during the audit period, the Company has not undertaken such events as public or rights or preferential issue of shares, debentures or sweat equity; redemption or buy-back of securities; major decisions by the Members in pursuance to Section 180 of the Companies Act, 2013; merger, amalgamation or reconstruction; Foreign Technical Collaboration or any other like event(s)/action(s) having a major bearing on the Company's affairs in pursuance of the above referred laws, rules, regulations, guidelines, standards, et cetera.

**For SKP & Co.**

Company Secretaries

(CS Sundeep K. Parashar)

M. No. : FCS 6136

C.P. No. : 6575

Place: Vaishali

Date: 07.05.2019

To,  
**The Members,**  
**Globus Spirit Limited,**  
**CIN: L74899DL1993PLC052177**

Our report of even date is to be read along with this letter.

Maintenance of secretarial record is the responsibility of the management of the Company. Our responsibility is to express an opinion on these secretarial records based on our audit.

1. We have followed the audit practices and processes as were appropriate to obtain reasonable assurance about the correctness of the contents of the Secretarial records. The verification was done on test basis to ensure that correct facts are reflected in secretarial records. We believe that the processes and practices we followed provide a reasonable basis for our opinion.
2. We have not verified the correctness and appropriateness of financial record and Books of Accounts of the Company.
3. Wherever required, we have obtained the Management Representation about the compliance of laws, rules and regulations and happening of events etc.
4. The compliance of the provisions of corporate and other applicable laws, rules, regulations, standards is the responsibility of management. Our examination was limited to the verification of procedure on test basis.
5. The Secretarial Audit report is neither an assurance as to the future viability of the company nor of the efficacy or effectiveness with which the management has conducted the affairs of the company.

**For SKP & Co.**

Company Secretaries

(CS Sundeep K. Parashar)

M. No. : FCS 6136

C.P. No. : 6575

Place: Vaishali

Date: 07.05.2019

# FORM-AOC-1

Statement containing salient features of the financial statement of subsidiaries

## Part "A": Subsidiaries

	Particulars	Amount (in INR Lakh)
S.No.	Name of the Subsidiary	M/s Unibev Limited (formerly known as Uber Blenders & Distillers Limited)
1	Reporting Period	1st April 2018 - 31st March, 2019
2	Reporting Currency	Amount (in INR- lakhs)
3	Share Capital	140.66
4	Reserves & Surplus	(930.48)
5	Total Assets	1,113.70
6	Total Liabilities	1,113.70
7	Investments	-
8	Turnover	723.11
9	Profit/(Loss) before taxation	(684.85)
10	Provision for taxation	-
11	Profit/(Loss) after taxation	(684.85)
12	Proposed Dividend	-
13	% of shareholding	90.91%

## Part "B": Associates and Joint Ventures

There is no Associates and Joints Ventures of the company

For and on behalf of the Board of Directors

**Ajay K. Swarup**  
**Managing Director**  
DIN-00035194

**Shekhar Swarup**  
**Joint Managing Director**  
DIN-00769308

**Ajay Goyal**  
**Chief Financial Officer**

**Bhaskar Roy**  
**Executive Director**  
DIN-02805627

**Santosh Kumar Pattanayak**  
**Company Secretary**  
ACS-18721

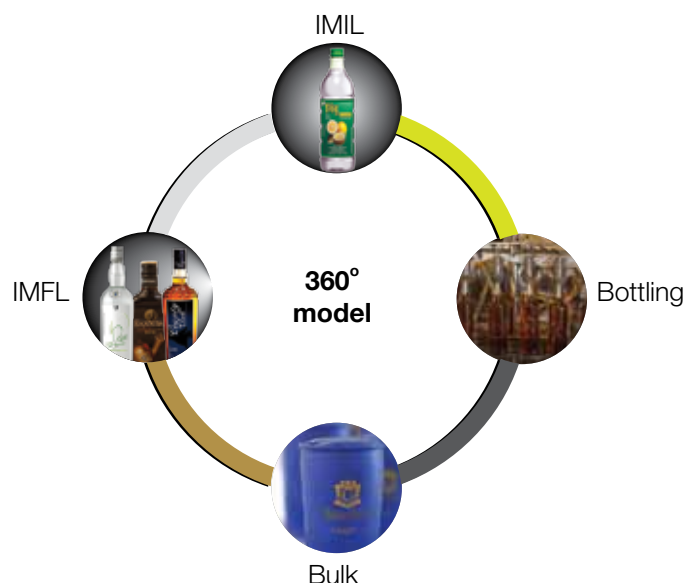
Place : New Delhi  
Date : May 07, 2019



# Management Discussion & Analysis

After a resurgence in 2017, global economic activity slowed down in latter part of the previous calendar year. Multitude of factors contributed to this – escalating trade tensions, tightening financial conditions, slowing demand – reflected in weak consumer and business confidence.

Despite holding up its position as one of the fastest growing economies, the Indian economy too witnessed a slowdown in FY19. This was caused by declining growth of private consumption, tepid increase in fixed investment and weak exports. Private consumption in turn was impacted by slowdown in growth of agricultural sector. Overall sentiment remains muted in the economy



The consumption sector has also been impacted by slowdown in rural consumption, which hitherto was driving the pace of expansion. Both tightening liquidity and slower wage increases contributed to this slowdown.

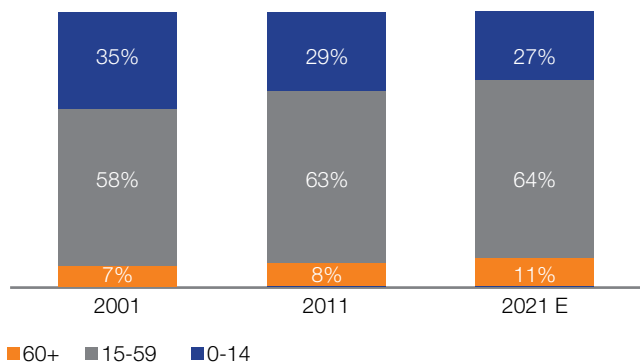
### Indian Spirits Industry

Unlike previous years which were marred by frequent and arbitrary policy changes, financial year 2018-19 was largely characterised by a stable operating environment for spirits industry. However, towards year end, input cost pressures surfaced which could impact profitability margins for consumer business in short to medium term.

Having said that, favourable demographic trends and structural positives in the Indian economy hold promise for the liquor consumption story in India in the medium to long term.

Amongst a multitude of demographic and socio-economic factors driving growth, India's young demographic profile and low level of alcohol penetration are key growth drivers for the sector. In 2020, India will have one of the youngest populations in the world with average age at 29, compared to 37 in China, 45 in Western Europe and 48 in Japan.

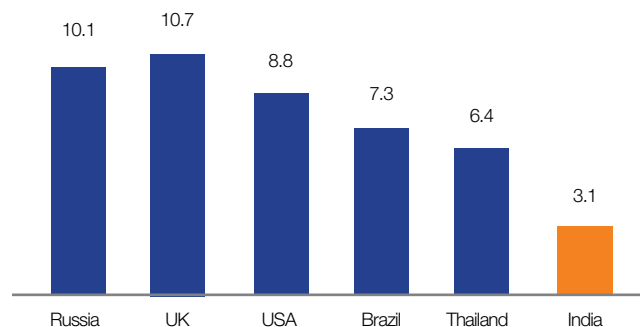
### Increasing drinking age population



Source: State of Urban Youth 2012, Office of Registrar General 2006

India remains one of the most under-penetrated markets, indicating ample scope to grow further.

### Per capita (15+ years) alcohol consumption In Bulk litre (2014)



Source: WHO; Estimate for India

The Indian Spirits industry consists of two distinctive markets differentiated on the basis of target audience, product characteristics and distribution network:

1. Indian Made Indian Liquor (IMIL)
2. Indian Made Foreign Liquor (IMFL)

On the basis of reported volumes, share of IMIL and IMFL in the spirits industry is 43% and 57% respectively.



	IMIL	IMFL
Likely Consumer Segment differs in size and status	Socio-economic D, comprising~40% of population excluding below poverty line population	More affluent, socioeconomic sections C and upwards
Growth is more in sync with population growth	~11% CAGR** for households with Household premiumness index (HPI) * between 6-10 (~SEC D)	Higher growth in IMFL with increasing affluence in India: e.g. ~14%+ CAGR for households with HPI >10 (SEC C+)
Taste Preference	Local fruit flavor dominated market, varies with states	North India - Whisky, East India - Rum, South India - Brandy & Rum
Point of Purchase	State Government Regulated vendors; Banned in Southern India, apart from dry states	Standalone retail outlets, department stores and Government owned shops in some states like Delhi
Excise Control	Highly regulated: Distillery must for selling in the state of sale Excise of ₹15 per Proof Litre	Less restricted than IMIL, but higher excise duties of minimum of ₹ 40 per Proof Litre
Alcohol Content	~30% on average Earlier made from Rectified Spirits, now increasingly trending towards ENA	42.8% IMFL is made from ENA (higher purity 96%)
Min Retail Price	₹ 30-40 per nip (smallest size)	Starts from ₹ 80 per nip (economy brands)
Brand Loyalty	Low with high distributor power and price sensitive consumer; now changing in line with increasing brand consciousness	High with multiplicity of purchase options and more affluent consumer

## IMIL Industry

The IMIL industry in 2016-17 was estimated to be ~240mn cases with growth varying significantly across states driven by both demographics and the political and regulatory environment. Rajasthan is certainly one of the faster growing states in the country, having grown at an average rate of ~8% during the period FY16 to FY19. On the other hand, your Company's other major market Haryana, has been showing a declining trend, having de-grown at average rate of 4% during the same period. With over 320 mn cases, West Bengal is one of the largest markets in the country.

IMIL is evolving from a restricted quota-based, commoditized market to a consumer driven brand based industry. The main attractiveness of this market lies in its sizable base, comprising SEC-D and below which could translate into ~40% of total population (excluding Below Poverty Line).

The growth in this segment is expected to be driven by growing consumer base, rising rural incomes and consumption, conversion from illicit/ toddy to IMIL with increasing awareness about health and quality, conducive regulatory policies and aided by growth in population.

WHO, in 2010, estimated the illicit and unreported segment at ~75% of the reported market. Though this percentage may have reduced since then, it would still be sizable representing a large opportunity for the IMIL industry. The State Governments

are expected to play an important role in this conversion. While they are developing the organized IMIL market to prevent hooch tragedies, the excise revenue potential is also significant.

## IMFL Industry

After experiencing rapid growth during 2001 to 2011 period, growth in the IMFL segment slowed down significantly and has been flat for the last few years. The mass segment has borne the brunt with volumes declining though this has been partly offset by growth in the premium segment.

Nonetheless, the market at present is still dominated by strong national brands at low price points.

The 300+ million cases market is undergoing a transformation with newer entrants, challenging the traditional labels and more so in the higher price points. There are high potential niche opportunities that are emerging in the space.

## Business Overview

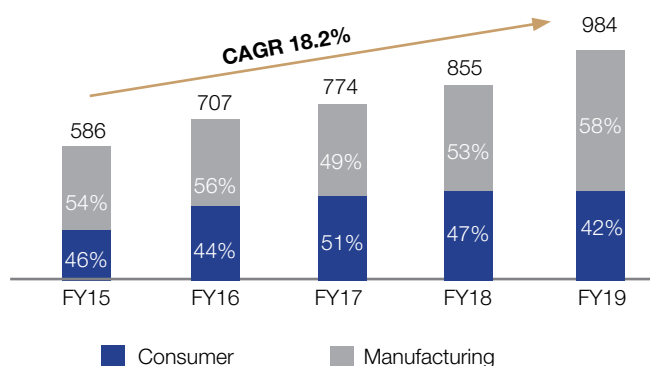
In fiscal year 2018-19, your company posted revenues of ₹ 992.2 crore up from ₹ 860.5 crore in the previous year, translating to healthy revenue growth at 15%. EBITDA was at ₹ 102.2 crore up from ₹ 74.9 crore in fiscal year 2017-18 and net profit after tax was at ₹ 30.6 crore up from ₹ 7.1 crore. The revenue growth was led by manufacturing vertical which was boosted by higher capacity utilization, re-commissioning of Bihar plant and higher realizations. Profitability was driven by higher

realizations in both consumer and manufacturing business while volume growth was driven by bulk alcohol. The Bihar plant was recommissioned in October'18 following High Court order instructing Bihar government to allow manufacture of ENA.

The manufacturing vertical experienced healthy growth with share in revenues increasing from 53% to 58% to reach ₹ 572.4 crore, translating to growth of 26%. The consumer business grew by 2.3% to reach ₹ 411.9 crore in revenue. Due to relatively lower growth, its share in revenues declined from 47% to 42%.

## Net Revenue Breakup

(Revenues in Rs Crore)



## Manufacturing Business

The manufacturing business revenue, comprising (a) bulk alcohol manufacturing and (b) franchisee IMFL (third party bottling), grew by 26% to reach ₹ 572.4 crore during FY2017-18.

The bulk alcohol division is the backbone of your company's 360° business model and provides high quality Extra Neutral Alcohol to the other divisions, ensuring a sustainable competitive advantage. During the year, bulk alcohol production was at 12.7 crore litres up from 11.4 crore litres in the previous year and capacity utilization increased from 91% in the previous year to 92% in the year under review. ~42% of the production was used for value added products, i.e., consumer business and franchisee bottling, balance remaining thereafter being sold externally.

Bulk alcohol revenues grew by 22% to reach ₹ 427.1 crore driven by volume growth of 16%.

The by-product revenue growth came in at 42% despite an overall increase of ~14% in production volumes as DDGS realizations showed healthy growth. The market prospects for

DDGS remain promising and while offtake is not a concern, prices are volatile due to linkage to soya which is an agricultural commodity.

Franchisee IMFL volumes saw healthy increase – they stood at 45.4 lakh cases growth of 30% compared to previous year supported by strong growth in West Bengal. Your company's relationships with its customers remain strong backed by robust quality management and performance reporting systems which coupled with captive high quality Extra Neutral Alcohol (ENA) gives unmatched value to top IMFL companies.

Your Company has bottling contracts with ABD India in the state of Rajasthan and with United Spirits in the states of Haryana and West Bengal to manufacture their flagship brands.

## Consumer Business

The consumer business comprising Indian Made Indian Liquor reported 2% growth in FY2018-19 to reach revenues of ₹411.8 crore. This was driven by higher realizations partly offset by 7.4% volume decline. Rajasthan grew by 8% in value terms, however, increased competition following the price hike led to a fall in volumes to extent of 3% y-o-y. Haryana remained a difficult market with our share falling while in West Bengal we continued to generate healthy growth.

Your company is amongst the largest IMIL players having >5% market share all-India. Through its efforts to reinvent a traditional and commoditized market, it has established itself as a leading player with more than double digit market share in all three states in which it has operated historically – Haryana, Rajasthan and Delhi. With competitive intensity increasing, your Company has decided to focus on building strong brands with unique value proposition for the bottom of the pyramid consumer.

The consolidated IMIL sale stood at 11.9 million cases in FY2018-19.

## IMIL Brand Portfolio



**Nimboo**

**1<sup>st</sup> IMIL brand in India** positioned as awesome mix of natural lemon flavor with strong yet smooth blend profile



**Narangi**

**Popular dark spirits' brand**

Positioned as refreshing and juicy as Orange



**Goldee**

**1<sup>st</sup> mixed fruits blend in IMIL**  
**Latest launch**

Smooth palette with an explosion of mixed fruits flavour in its aftertaste. A refreshing blend inspired by the local fruits of Haryana.



**Heer Ranjha**

Tribute to the most popular romantic tales of the region. Smooth blend to enjoy straight up.



**Ghoomer**

Tribute to Rajasthani folk dance ;

Blend popular in the harsh winter months of the desert region

## Premium IMFL - Unibev

Your Company forayed into premium IMFL business through its subsidiary Unibev Ltd which is led by Mr Vjay Rekhi, former President of United Spirits and a liquor industry veteran.

Unibev Ltd is focusing on providing a unique value proposition to the discerning consumers of premium IMFL and launched its first brand in December 2017 – L'Affaire Napoleon Premium French brandy, created with 3 Year Old matured grape spirit, in Puducherry. The brand has received excellent response from consumers and channel partners. Since then Unibev has launched two whisky brands - Governor's Reserve whisky created with 12 Year Old matured scotch and Oakton Barrel Aged whisky created with 18 Year Old matured scotch. Unibev has expanded to Karnataka, Andhra Pradesh, Telangana and West Bengal.

Unibev operates on an asset lite model with contract manufacturing arrangements. The company aims to disrupt the premium IMFL market with a robust portfolio of differentiated brands with an age claim.

The size of the semi premium whisky segment is 20 million cases, whereas premium whisky is 8.5 million cases and super premium whisky is 1 million cases annually. The segments present a significant opportunity to Unibev growing year on year at a rate of 7% and 9% respectively.

Guided by an exceptional leader and a strong and experienced team, your Company believes this can provided the much needed impetus to creating a strong premium franchise.

## Financial Highlights

- Net Revenues at ₹ 992.3 crore, up by 15% y-o-y
- EBITDA at ₹ 102.2 crore with EBITDA margin of 10.3%
- PAT at ₹ 30.6 crore, with margin of 3.1%.

## Environmental Compliance

Your Company is a zero waste water discharge company. We care for the environment as we believe in the philosophy of sustainable development. Air pollution is controlled through the installation of relevant control devices like ESPs which help in brining air discharge to within permissible limit. Following are the steps we have undertaken in the new expanded capacity:

### Air Pollution

- a) Step forward to achieving zero discharge (explained below)

- b) Air Pollution control through installation of the relevant Control devices with ESPs
- c) Air pollution control through collection, purification and sale of CO<sub>2</sub>. All Carbon dioxide generated in fermentation shall be collected purified and sold to buyers including soft drink manufacturers and others thus abating air pollution.
- d) Proper disposal of all effluent related products such as spent grain and fly ash. Spent Grain shall be sold as cattle feed (see below) and fly ash/ash disposed off for land fill or for brick making.

## Details of Zero Discharge – Liquid Discharges

Achieved through the following steps

1. Separation of spent grain from spent wash: The spent wash emerging from distillation (waste) would be passed through suitable equipment for the separation of spent grain.
2. Evaporation of Spent Wash: The lean spent wash would then be evaporated and concentrated to syrup in an evaporator specially put for the purpose which is integrated with the Distillation plant. This would be required to enable its drying later.
3. Mixing the concentrated spent wash with spent grain: The syrup spent wash and the spent grain obtained would be mixed to form Wet Grain which can be disposed as cattle feed.
4. Drying the same to powder: To improve on the quality of the Wet grain produced above the same would be dried and sold as dried cattle feed.

## Water Management

1. All water re-circulated to process with or without treatment thus no discharge of any water stream
2. Surplus water used in make ups or in the boiler and cooling towers after treatment
3. Condensate from process reused in the boiler as boiler feed water
4. Condensate from evaporator reused in the process after treatment
5. All cooling water is through recirculation
6. All bottle washing water reused after treatment in the process or used for horticulture

Thus, achievement of zero discharge on all streams as per requirement of the Pollution Boards.

### **R&D Activities in Globus (Technology)**

- a) Higher efficiencies of conversion: The expansion was done with the state of the art latest technologies to get the best conversions to alcohol at the highest efficiencies. This would be in line with the best practices being followed. We are also working on improving conversions not only of starch but also to alcohol with new strain enzymes and yeasts.
- b) Improving Distillation techniques and translating that to the plant in the expansion – Multi-pressure: To improve both on quality and energy consumption the distillation plant shall be of the multi-pressure design which would give us the benefit of both. The quality would be matched with the best alcohol available in the country.
- c) Looking at alternate disposals of spent grain: To keep in line with the requirements of government regulations we would look at the waste as cost center and are looking at alternative markets in the cattle feed segment for its best disposal at the best price. Branding of the product is also being examined.
- d) Looking at better blends as final product diversification: With better quality alcohol available we are moving to higher segments in the potable alcohol sector with better blends and brands and would be launching further brands in the future to build our market.

### **Risk Management**

The nature of our business is such that it is subject to certain risks at different points of time. Some of these include escalation in the cost of raw materials and other inputs, increasing competitive intensity from other players, changes in regulation from central and state governments, changes in supplier-distributor relationship, labor shortage. Your company has always had a

proactive approach when it comes to risk management where it periodically reviews the risks and strives to develop appropriate risk mitigation measures for the same. To enhance this focus, your company has formed a Risk Management Committee to frame, implement and monitor risk management plan.

### **Internal Control Systems**

Your Company has ensured that stringent and comprehensive controls are put in place to ensure the optimal and efficient utilization of resources and to ensure safety and protection of all assets from unauthorized use. An extensive program of internal, external audits along with periodic reviews by the management is carried out to ensure compliance with the best practices.

### **Human Capital Overview**

Your Company considers human capital a core area for sustainable growth and has been making conscious efforts to engage and develop human capital at all levels. The Human Resource Department of your Company is highly focused on enhancing stakeholder value by ensuring a fit between the management of an organization's employees, and the overall strategic direction of the company. Over the years your Company has been able to build a team of qualified, dedicated & motivated professionals. The working atmosphere provided to the employees is aimed at creating a sense of ownership which helps them to shoulder greater responsibilities. As on 31st March 2019, the employee (excluding casual) count for the company stood at 532 compared to 376 on 31st March 2018.

### **Disclaimer**

Certain statements in this MDA may be forward looking within the meaning of applicable laws and regulations. Actual results may differ from those expressed or implied. Important developments that could affect the Company's operations include a downtrend in domestic industry, significant changes in the political environment, changes in tax laws & excise duties, litigation and labour relations.

# Report on corporate governance

## for the year ended march 31, 2019

Your Company believes in conducting its affairs with the highest levels of integrity, with proper authorizations, accountability, disclosure and transparency. The Company strongly believes in maintaining a simple and transparent corporate structure driven solely by business needs. Shareholders' interests are on utmost priority and the management is only a trustee to carry out the activities in a truthful and fruitful manner.

The details of the Corporate Governance compliance by the Company as stipulated in the SEBI (Listing Obligations and Disclosure Requirements) Regulations, 2015 for the below mentioned period are as under:

- Regulations 17 to 27 and clauses (b) to (i) of regulation 46(2) and para C and D of Schedule V of the SEBI (Listing Obligations and Disclosure Requirements) Regulations, 2015 (the Listing Regulations) for the period from April 01, 2018 to March 31, 2019.

### 1. **COMPANY'S PHILOSOPHY ON CODE OF GOVERNANCE**

Corporate Governance is the system by which companies are directed and managed. A good corporate governance structure encourages companies to create value (through entrepreneurship, innovation, development and exploration) and provide accountability and control systems commensurate with the risks involved.

Globus Spirits Ltd. believes in adopting and carrying out sound corporate governance practices to build the trust of the stakeholders in the company. It strives to observe superior corporate governance principles in each activity it undertakes. The company follows cardinal principles of corporate performance, transparency, integrity and accountability in order to maximize the shareholders' long term wealth while simultaneously achieving the goal of shareholder protection.

#### 1.1 **Key Board activities during the year**

The Board provides and critically evaluates strategic direction of the Company, management policies and their effectiveness. Their main function is to ensure that long-term interests of the stakeholders are being served. The agenda for Board's review / strategic review includes a detailed analysis and review of annual strategic and operating plans and capital allocation and budgets. Frequent and detailed interaction sets the agenda and provides the strategic roadmap for future growth of the Company. Voluntary Corporate Governance Guidelines of the Ministry of Corporate Affairs, Government of India

broadly outlines a framework for corporate sector on important parameters like appointment of directors, guiding principles to remunerate directors, responsibilities of the Board, risk management, the enhanced role of Audit Committee and conduct of Secretarial Audit.

#### 1.2 **Role of the Company Secretary in Overall Governance Process**

The Company Secretary ensures that all relevant information, details and documents are made available to the directors for effective decision making at the meetings. He is primarily responsible to ensure compliance with applicable statutory requirements and is the interface between the Company and the regulatory authorities.

#### 1.3 **Selection and Appointment of New Directors on the Board**

Considering the requirements of the skill-sets on the Board, eminent persons having an independent standing in their respective field/profession and who can effectively contribute to the Company's business and policy decisions are considered by the Nomination and Remuneration Committee for appointment of new Directors on the Board. The number of directorships and memberships in various committees of other companies by such persons is also considered.

#### 1.4 **Familiarization Program of Independent Directors**

The Independent directors of our Company are eminent personalities having wide experience in the field of business, finance, education, industry, commerce and administration. Their presence on the Board has been advantageous and fruitful in taking business decisions. Independent Directors with management expertise and wide range of experience are appointed as per the Governance guidelines of the Company. The new Board members are also requested to access the necessary documents / brochures, Annual Reports and internal policies available at our website ([www.globusspirits.com](http://www.globusspirits.com)) to enable them to familiarize with the Company's procedures and practices. Updates on relevant statutory changes encompassing important laws are regularly intimated to the Independent Directors.

#### 1.5 **Prevention of Insider Trading**

Pursuant to the SEBI (Prohibition of Insider Trading) Regulations, 2015, Code of Conduct for Prevention of Insider Trading and Code of Corporate Disclosure

Practices for prevention of insider trading is in place. The objective of the Code is to prevent purchase and / or sale of shares of the Company by an insider on the basis of unpublished price sensitive information. Under this Code, Designated persons (Directors, Advisors, Officers and other concerned employees / persons) are prevented from dealing in the Company's shares during the closure of Trading Window. All the designated employees are also required to disclose related information periodically as defined in the Code. The aforesaid Code is available at the website of the Company ([www.globusspirits.com](http://www.globusspirits.com)).

## 1.6 Vigil Mechanism

Your Company has established a mechanism called 'Vigil Mechanism' for directors and employees to report to the appropriate authorities of unethical behavior, actual or suspected, fraud or violation of the Company's code of conduct or ethics policy and provides safeguards against victimization of employees who avail the mechanism. The policy permits all the directors and employees to report their concerns directly to the Management/Chairman of the Audit Committee of the Company. The policy has been communicated to the employees by uploading the same on the website of the Company ([www.globusspirits.com](http://www.globusspirits.com)). The employees can directly contact on the email address as mentioned in the 'Vigil Mechanism Policy' uploaded at the website of the Company. During the year under review no personnel was denied access to the Audit Committee.

## 2. BOARD OF DIRECTORS

### Composition

The Board of Directors of the Company consists of an optimal mix of Executive and Non-Executive & Independent Directors.. The present Board consists of 10 Directors comprising one Chairman who is a Non-Executive- Independent Director, one Managing Director, one Joint Managing Director, two Executive cum whole-time Directors, three Independent Directors, one Non-Executive Director and one Non-Executive-Woman Director.

The Directors have in-depth knowledge of business and bring with them their respective expertise in the fields of strategy, management, finance and economics among others. The Board provides leadership, strategic guidance, objective and independent view to the Company's management while discharging its fiduciary responsibilities, thereby ensuring that management adheres to high standards of ethics, transparency and disclosure.

The Board also meets the requirement of the minimum number of Independent Directors being not less than one third of the Total Directors. The size and composition of the Board conforms to the requirements of Regulation 17

of SEBI (Listing Obligations and Disclosure Requirements) Regulations, 2015. The Company issued letter of appointment to the Independent Director as per Schedule IV to the Companies Act, 2013 and the terms and conditions of their appointment have been disclosed on the website of the Company ([www.globusspirits.com](http://www.globusspirits.com)).

None of the Directors hold Chairmanship of more than 5 Committees or Membership in more than 10 committees across all Public Limited Companies.

### Board Functioning & Procedure

Globus Spirits Ltd. believes that at the core of its corporate governance practice is the Board, which oversees how the management serves and protects the long-term interests of all stakeholders of the Company. An active, well-informed and independent board is necessary to ensure the highest standards of Corporate Governance.

Globus Spirits Ltd. believes that composition of board is conducive for making decisions expediently, with the benefit of a variety of perspectives and skills, and in the best interests of the Company as a whole rather than of individual shareholders or interest groups.

In accordance with the provisions of Regulation 17 of SEBI (Listing Obligations and Disclosure Requirements) Regulations, 2015, the Board meets at least once in every quarter to review the quarterly results and other items of agenda. The agenda is sent in advance to the Directors along with the draft of relevant documents and explanatory notes.

The Company is under the process of development and implementation of the plans for orderly succession for appointment to the Board of Directors and to senior management.

During the financial year 2018-19, 4 (Four) Board Meetings were held on May 21, 2018, August 10, 2018, November 02, 2018 and February 07, 2019. The maximum gap between any two Board Meetings was less than one hundred and twenty days. All material information was circulated to the directors before the meeting or placed at the meeting, including minimum information required to be made available to the Board as prescribed under Part A of Schedule II of Regulation 17 of the Listing Regulations. During the year, separate meeting of the Independent Directors was held on February 07, 2019 without the attendance of non-independent directors and members of the management. The Company has proper systems to enable the Board to periodically review compliance reports of all laws applicable to the Company, as prepared by the Company as well as steps taken by the Company to rectify instances of non-compliances.

The Composition of Board of Directors as on March 31, 2019, their qualifications, attendance during the year

at the Board meetings and the last Annual General Meeting, Number of other Directorships, Committee memberships and Chairmanships held by them are given below:

Director	Qualification & Expertise	No. of Shares held as on March 31, 2019	Category of Director	Attendance		No. of other Directorships and Committee Memberships/ Chairmanships held <sup>6</sup>		
				Board Meetings during the Financial Year 2018-19	Last AGM on September 25, 2018	Directorships	Committee Memberships	Committee Chairmanships
Sh. Ajay K. Swarup	He graduated in B.A. (Honours Economics from St. Stephens College, Delhi University and PGDBM from the Indian Institute of Management, Kolkata and having more than 35 years of expertise in Alcohol Industry	1,619,820	MD-P	3	Yes	6	1	1
Sh. Shekhar Swarup	He has completed his schooling from The Doon School, Dehradun and is a graduate in Business Management from the University of Bradford, UK. He is a Charter Member of TIE, New Delhi and having more than 10 years of experience.	610,776	E-P	4	Yes	6	-	-
Sh. Manik Lal Dutta	He is a M. Tech from Calcutta University and a Post Graduate Diploma in Business Management from Calcutta Institute of Management and has over 36 years of experience in the alcohol industry in the areas of project execution, commissioning, plant optimization, plant operation, development of IMFL blends and brands, maintenance and production planning and, quality control at various stages of liquor manufacture.	2,100	E	4	No	-	-	-
Dr. Bhaskar Roy	He is a Chartered Accountant and Doctorate in Commerce and has over 30 years of experience in the areas of Strategic Financial Planning, Fund Management, Accounts, Auditing, Budgeting and MIS. He has expertise in designing internal control systems for accomplishment of corporate business goals, is a keen analyst with relationship management skills and has ability to liaison with Banks, Financial Institutions and other external agencies.	100	E	4	Yes	3	-	-
Sh. Joginder Singh Dhamija	He is a B.A. and LLB from Punjab University, and Member, Punjab Civil Services. Mr. Dhamija has about 50 years of experience in senior position in Alcohol Industry.	Nil	NE-I-C	4	Yes	-	-	-
Sh. Santosh Kumar Bishwal	He is a B.Sc. (Mechanical Engg) from REC, Rourkela and M.Tech.(Industrial Engineering & Operations Research) from IIT, Kharagpur. Mr. Bishwal has about 40 years of experience	Nil	NE-I	4	Yes	1	-	-
Sh. Kunal Agarwal	He holds a B.A. (Honours) degree in Economics from Harvard College. He is having various exposures in Food and logistics industries.	Nil	NE-I	4	No	-	-	-
Sh. Sunil Chadha	He has got vast experience in running of large Thermal Power Stations and been consultants for various power stations/projects. He has done ISC from The Doon School, Dehradun in 1975 and BA Hons. Economics from Shri Ram College of Commerce, Delhi University in 1979 Masters in Business Administration from Faculty of Management Studies, Delhi University in 1981.	Nil	NE-I	3	No	-	-	-

Ms. Ruchika Bansal	Ruchika Bansal is a management consultant with over 12 years of work experience, specializing in corporate finance and business strategy.	Nil	NE -W	3	No	-	-	-
Mr. Richard Piliero	Mr. Piliero holds a B.A. Magna cum laude, in Business Economics and International Relations from Brown University. He also spent a year at Oxford University, Worcester College in the Politics, philosophy and economic program. Prior to Joining Franklin Templeton in 2001, Mr. Piliero was with Investor Growth Capital in New York (the Private Equity Division of Investor AB of Sweden) and Bears Stearns & Co., in the Investment Banking Department. He was also co-founder of Aigis Ventures LLC, a seed-stage venture capital company in the United States. He entered the financial services industry in 1996.	Nil	NE- N	2	No	-	-	-

C = Chairman, MD = Managing Director, E = Executive, NE= Non-Executive Director, P = Promoter, I = Independent, N-Nominee Director, W-Woman Director

\* Represents Directorships and Committee Memberships/Chairmanships in Indian Public Limited Companies only and it only covers the Membership/Chairmanship of Audit Committee, Nomination and Remuneration Committee and Stakeholders Relationship Committee.

- Mr. Vivek Gupta has resigned from the Board of Directors of the Company w.e.f. 21<sup>st</sup> May 2018.
- Mr. Vijay Kumar Rekhi has resigned from the Board of Directors of the Company w.e.f. 02<sup>nd</sup> Nov 2018.
- Mr. Ajay Kumar Swarup is also a Director in Informed India Technologies Limited.

Private Limited Companies, Foreign Companies and companies under Section 8 of The Companies Act, 2013 are excluded for the above purposes.

Sh. Shekhar Swarup, the Joint Managing Director of the Company is the son of Sh. Ajay K. Swarup, the Managing Director of the Company and none of the other director is related to inter-se with any other Director on the Board in terms of the definition of “relative” given under the Companies Act, 2013.

It is further being confirmed by the Board of Directors that the Independent Directors fulfill the conditions specified in these regulations and are independent of the Management.

## Skill Matrix of the Board

The Board has identified the following skills/ expertise/ competencies fundamental for effective functioning of the Company which are currently available with the Board:

Strategic Leadership Skills	Appreciation of long-term trends, strategic choices and experience in guiding and leading management teams
Financial and Risk Management	Wide-ranging financial skills, accounting and reporting, corporate finance and internal controls, including assessing quality of financial controls.  Identify the key risks to the Company and monitor the effectiveness of the risk management framework and practices
Governance	Experience in developing governance practices, serving the best interest of all stakeholders, maintaining board and management accountability, effective stakeholder engagements and commitment to highest standards of corporate ethics and values.
Health, Safety, environment and sustainability	Experience and knowledge of working on environment, health, safety, sustainability and corporate social responsibility activities directly or as a part of operational responsibility for long term value creation.
Industry and sector experience or knowledge	Knowledge and experience to provide strategic guidance to the management.

**Directors seeking re-appointment:** As required by Regulation 36(3) of SEBI (Listing Obligations and Disclosure Requirements) Regulations, 2015, details of Directors seeking re-appointment / appointment are forming part of the notice of 26<sup>th</sup> Annual General Meeting.

## CODE OF CONDUCT & CODE OF ETHICS

The Board of Directors has adopted the Code of Conduct and Ethics for Directors and Senior Management personnel. The Code is available on the Company’s website (www.globusspirits.com).

A declaration signed by the Managing Director of the Company is given below:

This is to certify that, to the best of my knowledge and belief, for the financial year ended on March 31, 2019, all Board members and Senior Management Personnel have affirmed compliance with the code of Conduct for Directors and Senior Management respectively.

May 07, 2019

Sd/-  
Ajay K. Swarup  
Managing Director  
DIN – 00035194

## **CERTIFICATE OF NON-DISQUALIFICATION OF DIRECTORS**

**(Pursuant to Regulation 34(3) and Schedule V, Para C , Sub-clause (10)(i) of the SEBI  
(Listing Obligations and Disclosure Requirements) Regulations, 2015)**

**To,  
The Members  
Globus Spirits Limited  
New Delhi**

We have examined the relevant registers, records, forms, returns and disclosures received from the Directors of Globus Spirits Limited having CIN L74899DL1993PLC052177 and having registered office at F-0, Ground Floor, The Mira Corporate Suites, Plot No. 1&2, Ishwar Nagar, Mathura Road New Delhi-110065 (hereinafter referred to as 'the Company'), produced before us by the Company for the purpose of issuing this Certificate, in accordance with Regulation 34(3) read with Schedule V, Para-C, Sub clause 10(i) of the Securities Exchange Board of India (Listing Obligations and Disclosure Requirements) Regulations, 2015.

In our opinion and to the best of our information and according to the verifications, including Directors Identification Number (DIN) status at the portal [www.mca.gov.in](http://www.mca.gov.in), as considered necessary and explanations furnished to us by the Company & its officers, we, hereby, certify that none of the Directors on the Board of the Company as stated below for the Financial Year ended on March 31, 2019, has been debarred or disqualified from being appointed or continuing as Directors of companies by the Securities and Exchange Board of India, Ministry of Corporate Affairs, or any such other Statutory Authority :

<b>Sr. No.</b>	<b>Name of Director</b>	<b>Din</b>
1.	Mr. Ajay Kumar Swarup	00035194
2.	Mr. Shekhar Swarup	00445241
3.	Mr. Manik Lal Dutta	00769308
4.	Ms. Santosh Kumar Bishwal	01098021
5.	Mr. Joginder Singh Dhamija	01409464
6.	Mr. Kunal Agarwal	02416218
7.	Mr. Bhaskar Roy	02805627
8.	Mr. Ruchika Bansal	06505221
9.	Mr. Richard Andrew Cornish Piliero	07720542
10.	Mr. Sunil Chadha	00401305

Ensuring the eligibility of for the appointment / continuity of every Director on the Board is the responsibility of the management of the Company. Our responsibility is to express an opinion on these, based on our verification. This certificate is neither an assurance as to the future viability of the Company nor of the efficiency or effectiveness with which the management has conducted the affairs of the Company.

For **SKP & Co.**  
Company Secretaries

(CS Sundeep K. Parashar)  
M. No. : FCS 6136  
C.P. No. : 6575

Place: Vaishali  
Date: 07.05.2019

### 3. AUDIT COMMITTEE

#### BROAD TERMS OF REFERENCE

The terms of reference of this Committee covers the matters specified for Audit Committee under Regulation 18 of SEBI (Listing Obligations and Disclosure Requirements) Regulations, 2015 as well as in Section 177 of the Companies Act, 2013.

The terms of reference of the Audit Committee are as under:

- i. Recommendation for the appointment, remuneration and terms of appointment of auditors of the Company;
- ii. Reviewing and monitoring the auditor's independence, auditor's performance and the effectiveness of the audit process;
- iii. Examining the financial statements and the auditors' report thereon;
- iv. Approval or any subsequent modification of transactions of the Company with related parties;
- v. Scrutiny of inter-corporate loans and investments;
- vi. Valuation of undertakings or assets of the Company, wherever it is necessary;
- vii. Evaluation of internal financial controls and risk management systems;
- viii. Monitoring the end use of funds raised through public offers and related matters;
- ix. The Audit Committee shall have authority to investigate into any matter in relation to the items specified in (i) to (viii) above or referred to it by the Board and for this purpose shall have power to obtain professional advice from external sources and have full access to information contained in the records of the Company;
- x. The Audit Committee may call for the comments of the auditors about internal control systems, the scope of audit, including the observations of the auditors and review of financial statement before their submission to the Board and may also discuss any related issues with the internal and statutory auditors and the management of the Company;
- xi. Oversight of the Company's financial reporting process and the disclosure of its financial information to ensure that the financial statement is correct, sufficient and credible;
- xii. Approval of payment to statutory auditors for any other services rendered by the statutory auditors;
- xiii. Reviewing, with the management, the annual financial statements and auditor's report thereon before submission to the Board for approval, with particular reference to:
  - (a) Matters required to be included in the Director's Responsibility Statement to be included in the Board's report in terms of clause (c) of sub-section 3 of section 134 of the Companies Act, 2013;
  - (b) Changes, if any, in accounting policies and practices and reasons for the same;
  - (c) Major accounting entries involving estimates based on the exercise of judgment by management;
  - (d) Significant adjustments made in the financial statements arising out of audit findings;
  - (e) Compliance with listing and other legal requirements relating to financial statements;
  - (f) Disclosure of any related party transactions; and
  - (g) Qualifications in the draft audit report
- xiv. Reviewing, with the management, the quarterly financial statements before submission to the Board for approval;
- xv. Reviewing, with the management, the statement of uses / application of funds raised through an issue (public issue, rights issue, preferential issue, etc.), the statement of funds utilized for other than those stated in the offer document / prospectus / notice and the report submitted by the monitoring agency monitoring the utilization of proceeds of a public or rights issue, and making appropriate recommendations to the Board to take up steps in this matter;
- xvi. Reviewing, with the management, performance of statutory and internal auditors, adequacy of the internal control systems;
- xvii. Reviewing the adequacy of internal audit, reporting structure, coverage and frequency of internal audit;
- xviii. Discussion with internal auditors of any significant findings and follow up there on;
- xix. Reviewing the findings of any internal investigations by the internal auditors into matters where there is suspected fraud or irregularity or a failure of internal control systems of a material nature and reporting the matter to the Board;
- xx. Discussion with statutory auditors before the audit commences, about the nature and scope of audit as well as post-audit discussion to ascertain any area of concern;
- xxi. To look into the reasons for substantial defaults in the payment to the depositors, debenture holders, shareholders (in case of non-payment of declared dividends) and creditors;
- xxii. To review the functioning of the Whistle Blower/Vigil mechanism. Chairperson of the Audit Committee shall be directly accessible in appropriate or exceptional cases;
- xxiii. Approval of appointment of CFO (i.e., the whole-time Finance Director or any other person heading the finance function or discharging that function) after assessing the qualifications, experience and background, etc. of the candidate;
- xxiv. Carrying out any other function as may be required

by the Companies Act, 2013, rules made thereunder and Listing Agreements with the Stock Exchanges or otherwise referred by the Board from time to time; and

xxv. The Audit Committee shall mandatorily review the following information :

- Management discussion and analysis of financial condition and results of operations;
- Statement of significant related party transactions (as defined by the Audit Committee), submitted by the management;
- Management letters / letters of internal control weaknesses issued by the statutory auditors;
- Internal audit reports relating to internal control weaknesses; and
- The auditors of the Company and the key managerial personnel shall have a right to be heard in the meetings of the Audit Committee when it considers the auditor's report but shall not have the right to vote.
- Reviewing the utilization of loans and/or advances from/investment by the holding company in the subsidiary exceeding rupees 100 crore or 10% of the asset size of the subsidiary, whichever is lower including existing loans / advances / investments existing as on the date of coming into force of this provision.

## COMPOSITION

The Present members in the Audit Committee as on 31<sup>st</sup> March 2019 are as follows:-

Sl. No.	Name of Member	Designation in Committee	Designation in Company
1	Sh. Santosh Kumar Bishwal	Chairman	Independent Director
2	Sh. Joginder Singh Dhamija	Member	Independent Director
3	Sh. Kunal Agarwal	Member	Independent Director
4	Sh. Sunil Chadha	Member	Independent Director
5	Sh. Shekhar Swarup	Member	Joint Managing Director
6	Sh. Richard Piliero	Member	Non-Executive Nominee Director

The company secretary is the secretary to the Committee.

Note :- Sh. Vivek Gupta has resigned from the Audit Committee w.e.f. 21<sup>st</sup> May 2018.

The minutes of the Audit Committee Meetings are noted by the Board of Directors at the subsequent Board Meeting.

During the Financial Year 2018-19, 4 (Four) Audit Committee Meetings were held on May 21, 2018, August 10, 2018, November 02, 2018 and February 07, 2019. The attendance of

Audit Committee meeting is as follows:

Members	Designation	No. of Meetings attended
Sh. Santosh Kumar Bishwal	Chairman	4
Sh. Joginder Singh Dhamija	Member	4
Sh. Richard Piliero	Member	2
Sh. Kunal Agarwal	Member	4
Sh. Shekhar Swarup	Member	4

## 4. NOMINATION AND REMUNERATION COMMITTEE

The terms of reference of the Nomination and Remuneration Committee are as under:

- Identify persons who are qualified to become directors and who may be appointed in senior management in accordance with the criteria laid down. Recommend the identified persons to the Board for their appointment and removal. and shall carry out evaluation of every director's performance;
- Formulate criteria for the evaluation of every director's performance which includes determining qualifications, positive attributes and independence of a director;
- Recommend to the Board a policy, relating to the remuneration for the directors, key managerial personnel and other employees and while formulating such policy, the committee shall ensure that:
  - the level and composition of remuneration is reasonable and sufficient to attract, retain and motivate directors of the quality required to run the Company successfully;
  - relationship of remuneration to performance is clear and meets appropriate performance benchmarks; and
  - remuneration to directors, key managerial personnel and senior management involves a balance between fixed and incentive pay reflecting short and long term performance objectives appropriate to the working of the Company and its goals.
- Devise a policy on Board diversity;
- Fix the Salary and Perquisites of Executives of the Company;
- Consider and grant annual and special increments to the executives of the Company and to confirm the adhoc special increments granted to staff and executives of the Company;
- To consider the adequacy of profits of the Company and to consider remuneration payable to the Managerial persons as per requirement of the Companies Act and Schedules of the Companies Act;
- To approve the remuneration payable to the managerial

personnel of the Company in case of inadequacy of the profits; and

- i) To take all other consequential and incidental actions that may arise due to requirements under the Companies Act, 2013 and any amendment thereto, Listing Regulations and guidelines/circular issued by the Securities and Exchange Board of India from time to time.
- j) Recommend to the Board, all remuneration, in whatever form, payable to senior management.

#### Performance evaluation criteria

The company has a devised an evaluation form which is to be required to be filled by directors to rate the functioning of Board of Directors, its Committees and individual directors. The criteria to evaluate independent directors include Participations at Meetings, Managing Relationships, Knowledge and Skill, Personal Attributes and Criteria of Independence. All independent directors are rated out of 5 on these basis.

#### COMPOSITION

The constitution of the Nomination and Remuneration Committee is as under:-

S I . No.	Name of the Members	Designation	Designation in the Company
1	Sh. Santosh Kumar Bishwal	Chairman	Independent Director
2	Sh. Joginder Singh Dhamija	Member	Independent Director
3	Sh. Richard Piliero	Member	Non-Executive Nominee Director

#### Details of Directors Remuneration:

The details of remuneration paid to the Managing/Executive/Whole-time Directors of the Company during the financial year ended March 31, 2019 are as under:

S. No.	Name	Designation	Fixed Salaries and Allowance (₹)	Variable Portion (₹)	Others (including Arrears) (₹)	Commission & Other Benefits (₹)	Total (₹)
1.	Sh. Ajay K. Swarup	Managing Director	89,33,331	15,26,000	15,65,670	Nil	1,20,25,001
2.	Sh. Manik Lal Dutta	Executive Director	38,03,240	2,72,610	2,56,124	Nil	43,31,974
3.	Sh. Shekhar Swarup	Joint Managing Director	67,33,333	11,64,500	12,00,167	Nil	90,98,000
4.	Dr. Bhaskar Roy	Executive Director	52,57,102	8,15,092	4,02,815	Nil	64,75,008

The tenure of the appointment of Sh. Ajay K. Swarup, Managing Director has been for a period of 5 years w.e.f. December 01, 2016. Sh. Shekhar Swarup and Ms. Ruchika Bansal who retire by rotation and, being eligible, offer themselves for re-appointment.

The Company does not have any stock option scheme.

The Non-Executive Directors are paid by way of sitting fees for each meeting of the Board of Directors and its Committees attended by them. The details of sitting fees paid to Non-Executive Directors during financial year 2018-19 are as under:

#### Remuneration Policy:

This Remuneration Policy relating to remuneration for the directors has been formulated by the Nomination and Remuneration Committee and approved by the Board of Directors.

#### a) Payment Terms for Executive Directors

- Salary shall not exceed limits prescribed under the Companies Act, 2013.
- Revision from time to time depending upon performance of the Company, individual Director's performance and prevailing Industry norms.
- No sitting fees.

#### b) Payment Terms for Non-Executive Directors

- Sitting fees shall not exceed limits prescribed under the Companies Act, 2013.
- The remuneration payable to Non - Executive Directors is decided by the Board of Directors.

During the Financial Year 2018-19, 2 (Two) Remuneration Committee Meetings were held on May 21, 2018 and February 07, 2019. The attendance of Remuneration Committee meeting is as follows:

Members	Designation	No. of Meetings attended
Sh. Santosh Kumar Bishwal	Chairman	2
Sh. Joginder Singh Dhamija	Member	2
Sh. Richard Piliero	Member	1

Name of the Non-Executive & Independent Director	Sitting Fees (₹)
Sh. Joginder Singh Dhamija	1,60,000
Sh. Santosh Kumar Bishwal	1,60,000
Sh. Sunil Chadha	70,000
Sh. Kunal Agarwal	90,000
Ms. Ruchika Bansal	30,000

None of the Non-Executive Directors had any pecuniary relationship or transactions with the Company during the year ended March 31, 2019 except getting sitting fees for the meeting attended by them.

#### 5. STAKEHOLDERS RELATIONSHIP COMMITTEE COMPOSITION

The constitution of the Stakeholders Relationship Committee is as under:-

Name of the Members	Designation	Designation in the Company
Sh. Santosh Kumar Bishwal	Chairman	Independent Director
Sh. Joginder Singh Dhamija	Member	Independent Director
Sh. Manik. Lal Dutta	Member	Executive Director
Dr. Bhaskar Roy	Member	Executive Director

#### COMPLIANCE OFFICER

Shri Santosh Kumar Pattanayak, Company Secretary of the Company has been appointed as the Compliance Officer.

#### DETAILS OF SHAREHOLDERS'/INVESTORS' COMPLAINTS RECEIVED AND ATTENDED

Number of Shareholders' / Investors' Complaints received during the period April 01, 2018 to March 31, 2019	18
Number of Complaints attended/resolved	18
Number of Complaints not resolved to the satisfaction of shareholders	Nil
Number of pending complaints as on March 31, 2019	Nil

#### 6. CORPORATE SOCIAL RESPONSIBILITY (CSR) COMMITTEE:

##### COMPOSITION

The constitution of the Corporate Social Responsibility (CSR) Committee is as under:-

Name of the Members	Designation	Designation in the Company
Sh. Santosh Kumar Bishwal	Chairman	Independent Director
Sh. Joginder Singh Dhamija	Member	Independent Director
Sh. ShekharSwarpur	Member	Joint Managing Director
Dr. Bhaskar Roy	Member	Executive Director

Terms of reference of the CSR Committee are:

1. Formulate and recommend to the Board, a CSR policy indicating the activity or activities to be undertaken by the

Company as specified in Schedule VII of the Companies Act, 2013;

2. Recommend the amount to be spent on these activities;
3. Monitor the Company's CSR policy periodically; and
4. Institution of transparent monitoring mechanism for the implementation of CSR projects.

The Company has adopted a policy on Corporate Social Responsibility as required under section 135 of The Companies Act, 2013 which is also available at the website of the Company ([www.globusspirits.com](http://www.globusspirits.com)). During the year, one CSR Committee meetings was held on May 21, 2018.

#### 7. RISK MANAGEMENT COMMITTEE: COMPOSITION

The constitution of the Risk Management Committee is as under:-

Name of the Members	Designation	Designation in the Company
Sh. Santosh Kumar Bishwal	Chairman	Independent Director
Sh. Joginder Singh Dhamija	Member	Independent Director
Sh. Shekhar Swarup	Member	Joint Managing Director
Dr. Bhaskar Roy	Member	Executive Director

Terms of reference of the Risk Management Committee are:

1. Framing, implementing and monitoring the risk management plan for the Company;
2. Laying down procedures to inform Board members about the risk assessment and minimization procedures;
3. Monitoring and reviewing of the risk management plan from time to time; and
4. Activities as may be required to be done under the Companies Act 2013.

#### 8. SUBSIDIARY COMPANY:

Your Company has one subsidiary M/s Unibev Limited (formerly known as M/s Uber Blenders & Distillers Limited).

#### 9. GENERAL BODY MEETINGS

Details of the last three Annual General Meetings:

Date of Meeting	Location of the Meeting	Time	Whether any Special Resolution Passed in previous three AGM
25.09.2018	Auditorium of IETE, 2, Institutional Area, Lodhi Road, New Delhi-110003	11:15 A.M.	Yes
26.09.2017		11:30 A.M.	Yes
26.09.2016		11:00 A.M.	Yes

Details of Special Resolutions passed through Postal Ballots during the last two financial years : **Nil**.

## 10. DISCLOSURES Made By the Management to the Board

### i) Related Party Transactions

There have been related party transactions as reflected in Note 43 to the consolidated financial statements but none of them are not in conflict with the interest of the Company. The Company has formulated a policy on materiality of Related Party Transactions and also on dealing with Related Party Transactions. The said policy is also available on the website of the Company ([www.globusspirits.com](http://www.globusspirits.com)).

### ii) Details on Non-Compliance

The equity shares of the Company are listed on BSE as well as on NSE and the Company has complied with all the applicable requirements of capital markets and no penalties or strictures have been imposed on the Company by Stock Exchanges, SEBI or any other statutory authority, on any matter relating to the capital markets, during the last three years.

### iii) Vigil Mechanism / Whistle Blower Policy

The Company has a Vigil Mechanism / Whistle Blower Policy as required under the Companies Act, 2013. ). The purpose of this policy is to provide a framework to promote responsible whistle blowing by employees. It provides protection to those employees who wish to raise a concern about serious irregularities, unethical behavior and/or actual or suspected fraud within the Company. The mechanism under the Policy has been appropriately communicated within the organization and the Company has not denied access to any personnel, to approach the management/Audit Committee on any issue.

### iv) CEO/CFO Certification

The Managing Director, Sh. Ajay Kumar Swarup and CFO Mr. Ajay Kumar Goyal have certified to the Board of Directors, *inter alia*, the accuracy of financial statements and adequacy of internal controls for the financial reporting purpose as required under Regulation 17 of SEBI (Listing Obligations and Disclosure Requirements) Regulations, 2015, for the year ended March 31, 2019.

### v) Compliance with Mandatory Requirements

The Company has submitted to stock exchange on quarterly basis the compliance status of all the Mandatory Requirements pursuant to Part C of Schedule V of Regulation 34(3) of SEBI (Listing Obligations and Disclosure Requirements) Regulations, 2015.

### vi) Policy for determining material subsidiaries

The Company has duly posted the policies with respect

to determining material subsidiaries at its website ([www.globusspirits.com](http://www.globusspirits.com)).

### vii) Consolidated fees paid to statutory auditor

Total fees for all services paid by the Company and its subsidiaries, on a consolidated basis, to the statutory auditors and all entities in the network firm/network entity for FY 2018-19 of which it is a part is as reflected in Note 36 to the consolidated financial statements.

With respect to disclosure in relation to Sexual Harassment of Women at Workplace (Prevention, Prohibition and Redressal) Act, 2013:

- number of complaints filed during the financial year- Nil
- number of complaints disposed of during the financial year- Nil
- number of complaints pending as on end of the financial year- Nil

## 11. MEANS OF COMMUNICATION

The Company's financial results are communicated forthwith to both the Stock Exchanges with whom the Company has listing arrangements as soon as they are approved and taken on record by the Board of Directors of the Company. Thereafter the results are normally published in The Financial Express and Regional newspapers. The Financial Results, Press Releases and Presentations made to institutional investors are also available under Investors section on the Company's website ([www.globusspirits.com](http://www.globusspirits.com)).

Designated Exclusive e-mail ID: The Company has designated the following e-mail ID exclusively for investor grievance redressal:-

[corporateffice@globusgroup.in](mailto:corporateffice@globusgroup.in); [santoshp@globusgroup.in](mailto:santoshp@globusgroup.in); [ir@globusgroup.in](mailto:ir@globusgroup.in)

## 12. GENERAL SHAREHOLDERS INFORMATION

### a) Annual General Meeting:

Date & Time	:	Tuesday, 03 <sup>rd</sup> September 2019 at 11.15A.M.
Venue	:	Auditorium of India Islamic Cultural Centre, 87-88, Lodhi Road, New Delhi – 110003
b) Financial Year	:	April 01, 2018 to March 31, 2019
c) Book Closure	:	August 28, 2019 to September 03, 2019 (both days inclusive)
d) Dividend	:	No dividend is proposed for the Financial Year 2018-19.

### e) Listing on Stock Exchanges: w.e.f. September 23, 2009

The Equity Shares of the Company are listed at the following Stock Exchanges:

- Bombay Stock Exchange Limited, 25<sup>th</sup> Floor, PhirozeJeejeebhoy Towers, Dalal Street, Mumbai-400 001.

- ii) National Stock Exchange of India Limited, 'Exchange Plaza', Bandra - Kurla Complex, Bandra (East), Mumbai- 400 051.

f) Stock Code: BSE 533104  
NSE GLOBUSSPR  
NSDL/ CDSL – ISIN INE615I01010

g) Stock Market Price Data for the year 2018-19

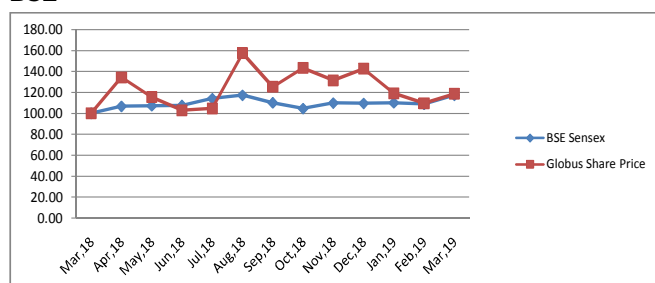
Month	BSE PRICE		NSE PRICE	
	High	Low	High	Low
Apr,18	156.80	115.00	156.80	114.95
May,18	161.00	125.00	162.00	125.60
Jun,18	148.15	115.00	148.30	114.50
Jul,18	127.40	107.75	127.50	108.00
Aug,18	185.80	122.35	185.90	122.85
Sep,18	215.00	146.30	214.95	146.70
Oct,18	180.90	128.00	173.90	127.90
Nov,18	182.15	146.50	182.35	145.65
Dec,18	177.00	135.10	75.50	139.00
Jan,19	165.70	137.50	166.80	137.20
Feb,19	148.00	120.1	48.10	121.30
Mar,19	151.3	129.75	151.50	128.10

(Source: www.bseindia.com and www.nseindia.com)

The Company had paid Annual Listing Fees for the Financial Year 2018-19.

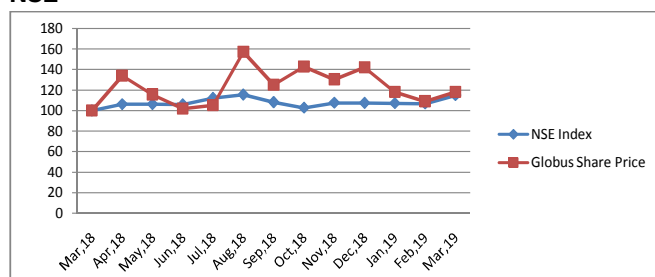
#### Performance in comparison with Indices (BSE/NSE) Base is 100 as at March 31, 2018

##### BSE



(Source: www.bseindia.com)

##### NSE



(Source: www.nseindia.com)

#### Distribution of Equity shareholding as on March 31, 2019

No. of Equity Shares held	No. of Share-holders	% of Share-holders	No. of Shares held	% of Share-holding
Up to 500	14,277	89.7868	1557524	5.4082
501 to 1000	873	5.4902	708701	2.4608
1001 to 2000	353	2.2200	541776	1.8812
2001 to 3000	117	0.7358	301079	1.0454
3001 to 4000	61	0.3836	213457	0.7412
4001 to 5000	57	0.3585	269379	0.9354
5001 to 10000	78	0.4905	580049	2.0141
10001 & above	85	0.5346	24627303	85.5136
GRAND TOTAL	15,901	100.00	28,799,268	100.00

#### Registrar and Share Transfer Agents (STA):

Link Intime India Pvt. Ltd.

Noble Heights, 1<sup>st</sup> Floor, Plot No. N.H-2, LSC, C-1 Block, Near Savitri Market, Janakpuri, New Delhi-110058

#### Share Transfer System:

Company's shares are transferable both in Demat and Physical mode. The transfers of shares in case of dematerialization form are being conducted through Depository Participant (DP). For the transfer of physical shares Company's Registrar at above mentioned address is to be contacted. Further Share transfer requests received in physical form are registered within 21 days from the date of receipt and demat requests are normally confirmed within the prescribed time from the date of receipt.

#### Investor correspondence address

Shareholders correspondence should be addressed to the Registrars and Transfer Agents at the address given here above.

Shareholders holding shares in dematerialized form should address all their correspondence to their respective Depository Participants.

The Company has complied with all the mandatory requirements specified in Regulations 17 to 27 and clauses (b) to (i) of sub-regulation (2) of Regulation 46 of the Listing Regulations.

#### Shareholding Pattern as on March 31, 2019:

Category	No. Of Share Held	% Of Holding
<b>Equity:</b>		
<b>A. Promoter &amp; Promoter Group</b>		
1. India	1,56,82,783	54.45
2. Foreign	-	-
<b>Total (A)</b>	<b>1,56,82,783</b>	<b>54.45</b>
<b>B. Public</b>		
1. Institutions	4,67,207	1.62
2. Non-Institutions	1,26,49,278	43.93
<b>Total (B)</b>	<b>13,116,485</b>	<b>45.55</b>
<b>Grand Total (A+B)</b>	<b>28,799,268</b>	<b>100</b>

#### Dematerialization of Shares and Liquidity

The Company's shares are compulsorily traded in dematerialized form. As on March 31, 2019, 99.993% (28,797,299 shares out of total 28,799,268 equity shares) shares were held in dematerialized form.

## Credit Rating

The Company has been rated by CARE A- Positive (single A Minus : Outlook Positive) for its various working capital and term loan credit facilities availed by the company from various bankers.

## Outstanding GDR/ADRs/Warrants or any Convertible instruments, conversion date and likely impact on equity:

There is no outstanding GDR/Warrants and Convertible Bonds etc.

Address for Correspondence :

- 1) Registered office Address : M/s Globus Spirits Limited, F-0, The Mira Corporate Suites, Ishwar Nagar, Mathura Road, New Delhi-110065, E-mail : corporateoffice@globusgroup.in
- 2) Address of Registrar and Share Transfer Agent : M/s Link Intime India Pvt. Ltd., Noble Heights, 1<sup>st</sup> Floor, Plot No. NH-2, LSC, C-1 Block, Near Savitri Market, Janakpuri, New Delhi-110058

## Commodity price risk or foreign exchange risk and hedging activities

During the year 2018-19, the Company had managed the foreign exchange risk and entered into forward contracts to the extent considered necessary for minimizing the risk of foreign exchange fluctuations. The details of foreign currency exposure are disclosed in Note No. 40 of the financial statements.

- Plant Locations :**
- 1) Vill: Shyampur, Tehsil: Behror, Dist: Alwar, Rajasthan
  - 2) 4K.M., Chulkana Road, Vill: Samalkha, Dist: Panipat, Haryana
  - 3) National Highway, Hisar Bye-pass, Hisar, Haryana
  - 4) Vill: Duduha, Tehsil :Jandaha, Dist: Vaishali, Bihar
  - 5) Plot B-7, Panagarh Industrial Area, Panagarh, Dist: Burdwan, West Bengal

## DISCRETIONARY REQUIREMENTS

### (1) CHAIRMAN OF THE BOARD

The Board of Directors of the Company has a Chairman who is a Non-Executive & Independent Director.

### (2) SHAREHOLDERS' RIGHTS

As the Company's quarterly results are published in leading English newspapers having circulation all over India and in a Hindi newspaper widely circulated in the region, the same are not sent to each household of shareholders.

### (3) MODIFIED OPINIONS IN AUDIT REPORT

There is no qualification contained in Audit Report.

### (4) SEPARATE POST OF CHAIRMAN AND MANAGING DIRECTOR

The Company has separately appointed Chairman and Managing Director.

### (5) REPORTING OF INTERNAL AUDITOR

The Internal Auditors reports directly to the Audit Committee.

## REQUEST TO SHAREHOLDERS

### Demat of Shares:

Shareholders are requested to convert their physical holding to demat/ electronic form through any of the DPs to avoid any possibility of loss, mutilation etc., of physical share certificates and also to ensure safe and speedy transaction in securities.

### Consolidation of Multiple Folios:

Shareholders, who have multiple folios in identical names and order are requested to apply for consolidation of such folios and send the relevant share certificates to the Company.

### Registration of Nominations:

Section 72 of the Companies Act, 2013 provides facility for making nominations by shareholders in respect of their holding of shares. Such nomination greatly facilitates transmission of shares from the deceased shareholder to his / her nominee without having to go through the process of obtaining succession certificate / probate of the will, etc. It would therefore be in the best interest of the shareholders holding shares in physical form registered as a sole holder to make such nominations. Shareholders, who have not availed nomination facility, are requested to avail the same by submitting the nomination form to the Company or STA. This form will be made available on request. Investors holding shares in demat form are advised to contact their DPs for making nominations.

### Updation of address:

Shareholders are requested to update their addresses registered with the Company, directly through the STA, to receive all communications promptly. Shareholders, holding shares in electronic form, are requested to deal only with their DPs in respect of change of address, furnishing bank account number, etc.

## GREEN INITIATIVE IN CORPORATE GOVERNANCE

In compliance with the provisions of section 20 of the companies act, 2013, permits circulation of Annual Report through electronic means to such of the members whose e-mail addresses are registered with NSDL or CDSL or with the Company to receive the documents in electronic form and physical copies to those shareholders whose e-mail addresses have not been either registered with the Company or with the DPs. To support this green initiative of the Government, members are requested to register their e-mail addresses and also intimate changes, if any, with the DPs, in case shares are held in dematerialized form and with the STA, in case the shares are held in physical form.

## Compliance

The Certificate dated 3<sup>rd</sup> August 2019 obtained from our statutory auditors DELOITTE HASKINS & SELLS, Gurgaon forms part of this Annual Report.

# Auditor's Certificate on Corporate Governance

**TO  
THE MEMBERS OF  
GLOBUS SPIRITS LIMITED**

## **INDEPENDENT AUDITOR'S CERTIFICATE ON CORPORATE GOVERNANCE**

1. This certificate is issued in accordance with the terms of our engagement letter dated September 25, 2018.
2. We, Deloitte Haskins & Sells, Chartered Accountants, the Statutory Auditors of Globus Spirits Limited ("the Company"), have examined the compliance of conditions of Corporate Governance by the Company, for the year ended on March 31, 2019, as stipulated in regulations 17 to 27 and clauses (b) to (i) of regulation 46(2) and para C and D of Schedule V of the SEBI (Listing Obligations and Disclosure Requirements) Regulations, 2015 (the Listing Regulations).

### **Managements' Responsibility**

3. The compliance of conditions of Corporate Governance is the responsibility of the Management. This responsibility includes the design, implementation and maintenance of internal control and procedures to ensure the compliance with the conditions of the Corporate Governance stipulated in Listing Regulations.

### **Auditor's Responsibility**

4. Our responsibility is limited to examining the procedures and implementation thereof, adopted by the Company for ensuring compliance with the conditions of the Corporate Governance. It is neither an audit nor an expression of opinion on the financial statements of the Company.
5. We have examined the books of account and other relevant records and documents maintained by the Company for the purposes of providing reasonable assurance on the compliance with Corporate Governance requirements by the Company.
6. We have carried out an examination of the relevant records of the Company in accordance with the Guidance Note on Certification of Corporate Governance issued by the Institute of the Chartered Accountants of India (the ICAI), the Standards on Auditing specified under Section 143(10) of the Companies Act 2013, in so far as applicable for the purpose of this certificate and as per the Guidance Note on Reports or Certificates for Special Purposes issued by the ICAI which requires that we comply with the ethical requirements of the Code of Ethics issued by the ICAI.
7. We have complied with the relevant applicable requirements of the Standard on Quality Control (SQC) 1, Quality Control for Firms that Perform Audits and Reviews of Historical Financial Information, and Other Assurance and Related Services Engagements.

### **Opinion**

8. Based on our examination of the relevant records and according to the information and explanations provided to us and the representations provided by the Management, we certify that the Company has complied with the conditions of Corporate Governance as stipulated in regulations 17 to 27 and clauses (b) to (i) of regulation 46(2) and para C and D of Schedule V of the Listing Regulations (as amended) during the year ended March 31, 2019.
9. We state that such compliance is neither an assurance as to the future viability of the Company nor the efficiency or effectiveness with which the Management has conducted the affairs of the Company.

For **Deloitte Haskins & Sells**  
Chartered Accountants  
(Firm's Registration No. 015125N)

Vijay Agarwal  
Partner  
(Membership No. 094468)

Gurugram, August 3<sup>rd</sup>, 2019

# CEO and CFO Certification

In terms of Regulation 17(8) of the SEBI (LODR) Regulation, 2015, we, Ajay Kumar Goyal, CFO and Ajay K. Swarup, Managing Director hereby certify that :

- A. We have reviewed financial statements for the period ending 31st March 2019 and that to the best of our knowledge and belief:
- (1) these statements do not contain any materially untrue statement or omit any material fact or contain statements that might be misleading;
  - (2) these statements together present a true and fair view of the listed entity's affairs and are in compliance with existing accounting standards, applicable laws and regulations.
- B. There are, to the best of our knowledge and belief, no transactions entered into by the listed entity during the year which are fraudulent, illegal or violative of the listed entity's code of conduct.
- C. We accept responsibility for establishing and maintaining internal controls for financial reporting and that we have evaluated the effectiveness of internal control systems of the listed entity pertaining to financial reporting and we have disclosed to the auditors and the audit committee, deficiencies in the design or operation of such internal controls, if any, of which we are aware and the steps we have taken or propose to take to rectify these deficiencies.
- D. We have indicated to the auditors and the Audit committee
- (1) significant changes in internal control over financial reporting during the year;
  - (2) significant changes in accounting policies during the year and that the same have been disclosed in the notes to the financial statements; and
  - (3) instances of significant fraud of which they have become aware and the involvement therein, if any, of the management or an employee having a significant role in the listed entity's internal control system over financial reporting. (No Instance of any kind of fraud has been detected)

Place : New Delhi

Date : 07/05/2019

(Ajay Goyal)

CFO

(Ajay K. Swarup)

Managing Director

# Independent Auditor's Report

## Report on the Consolidated Financial Statements

**To The Members of Globus Spirits Limited**

**Report on the Audit of the Consolidated Financial Statements**

### Opinion

We have audited the accompanying consolidated financial statements of Globus Spirits Limited ("the Parent") and its subsidiary, (the Parent and its subsidiary together referred to as "the Group"), which comprise the Consolidated Balance Sheet as at 31<sup>st</sup> March 2019, and the Consolidated Statement of Profit and Loss (including Other Comprehensive Income), the Consolidated Cash Flow Statement and the Consolidated Statement of Changes in Equity for the year then ended, and a summary of significant accounting policies and other explanatory information.

In our opinion and to the best of our information and according to the explanations given to us, the aforesaid consolidated financial statements give the information required by the Companies Act, 2013 ("the Act") in the manner so required and give a true and fair view in conformity with the Indian Accounting Standards prescribed under section 133 of the Act read with the Companies (Indian Accounting Standards) Rules, 2015, as amended ('Ind AS'), and other accounting principles generally accepted in India, of the consolidated state of affairs of the Group as at 31 March 2019, and their consolidated profit, their consolidated total comprehensive income, their consolidated cash flows and their consolidated changes in equity for the year ended on that date.

### Basis for Opinion

We conducted our audit of the consolidated financial statements in accordance with the Standards on Auditing specified under section 143 (10) of the Act (SAs). Our responsibilities under those Standards are further described in the Auditor's Responsibility for the Audit of the Consolidated Financial Statements section of our report. We are independent of the Group in accordance with the Code of Ethics issued by the Institute of Chartered Accountants of India (ICAI) together with the ethical requirements that are relevant to our audit of the consolidated financial statements under the provisions of the Act and the Rules made thereunder, and we have fulfilled our other ethical responsibilities in accordance with these requirements and the ICAI's Code of Ethics. We believe that the audit evidence obtained by us is sufficient and appropriate to provide a basis for our audit opinion on the consolidated financial statements.

### Key Audit Matter

Key audit matters are those matters that, in our professional judgment, were of most significance in our audit of the consolidated financial statements of the current period. These matters were addressed in the context of our audit of the consolidated financial statements as a whole, and in forming our opinion thereon, and we do not provide a separate opinion on these matters. We have determined the matters described below to be the key audit matters to be communicated in our report.

Sr. No.	KEY AUDIT MATTER	AUDITOR'S RESPONSE
1	<p><b>Accuracy of recognition, and measurement of revenues in view of adoption of Ind AS 115 "Revenue from Contracts with Customers" (new revenue accounting standard)</b></p> <p>The Group has adopted Ind AS 115 Revenue from Contracts with Customers, using retrospective effect method with restatement of the comparative period.</p> <p>The application of the new revenue accounting standard involves certain key judgements relating to identification of distinct performance obligations, determination of transaction price of the identified performance obligations, the appropriateness of the basis used to measure revenue recognised over a period.</p> <p>Refer note no 1.3(II) and 46 of the Consolidated Ind AS financial statement</p>	<p><b>Principal audit procedures:</b></p> <p>Our audit procedures included, obtaining an understanding of the Group's process of assessment around the impact of adoption of the new revenue accounting standard relating to the accounting for customer contracts;</p> <p>We evaluated design and implementation of internal controls, and tested the operating effectiveness of the internal controls around:</p> <ul style="list-style-type: none"> <li>• Implementation of the new revenue accounting standard;</li> <li>• Assessment of customer contracts and identification of the distinct performance obligations and determination of transaction price.</li> </ul> <p>We examined and assessed the revised accounting policies of the Group in recognition of revenue upon adoption of the new revenue accounting standard, in light of the industry specific circumstances and our understanding of the business;</p> <p>We tested the appropriateness of the accounting treatment on a sample basis and recalculated the resulting adjustments recorded in line with the new accounting standard, including the accuracy of Ind AS 115 related disclosures in the notes to the accompanying consolidated financial statements.</p>

### Information Other than the Financial Statements and Auditor's Report Thereon

The Parent's Board of Directors is responsible for the other information. The other information comprises the information included in the Management Discussion and Analysis, Board's Report including Annexures to Board's Report, Corporate Governance and Shareholder's

Information, but does not include the consolidated financial statements, standalone financial statements and our auditor's report thereon.

Our opinion on the consolidated financial statements does not cover the other information and we do not express any form of assurance conclusion thereon.

In connection with our audit of the consolidated financial statements, our responsibility is to read the other information and, in doing so, consider whether the other information is materially inconsistent with the consolidated financial statements or our knowledge obtained during the course of our audit or otherwise appears to be materially misstated.

If, based on the work we have performed, we conclude that there is a material misstatement of this other information, we are required to report that fact. We have nothing to report in this regard.

### **Management's Responsibility for the Consolidated Financial Statements**

The Parent's Board of Directors is responsible for the matters stated in section 134(5) of the Act with respect to the preparation of these consolidated financial statements that give a true and fair view of the consolidated financial position, consolidated financial performance including other comprehensive income, consolidated cash flows and consolidated changes in equity of the Group in accordance with the Ind AS and other accounting principles generally accepted in India. The respective Board of Directors of the Companies included in the Group are responsible for maintenance of adequate accounting records in accordance with the provisions of the Act for safeguarding the assets of the Group and preventing and detecting frauds and other irregularities; selection and application of appropriate accounting policies; making judgments and estimates that are reasonable and prudent; and design, implementation and maintenance of adequate internal financial controls, that were operating effectively for ensuring the accuracy and completeness of the accounting records, relevant to the preparation and presentation of the financial statements that give a true and fair view and are free from material misstatement, whether due to fraud or error, which have been used for the purpose of preparation of the consolidated financial statements by the Directors of the Parent, as aforesaid.

In preparing the consolidated financial statements, the respective Board of Directors of the Companies included in the Group are responsible for assessing the ability of the Group to continue as a going concern, disclosing, as applicable, matters related to going concern and using the going concern basis of accounting unless the management either intends to liquidate or cease operations, or has no realistic alternative but to do so.

The respective Board of Directors of the Companies included in the Group are also responsible for overseeing the financial reporting process of the Group.

### **Auditor's Responsibility for the Audit of the Consolidated Financial Statements**

Our objectives are to obtain reasonable assurance about whether the consolidated financial statements as a whole are free from material misstatement, whether due to fraud or error, and to issue an auditor's report that includes our opinion. Reasonable assurance is a high level of assurance, but is not a guarantee that an audit conducted in accordance with SAs will always detect a material misstatement when it exists. Misstatements can arise from fraud or error and are

considered material if, individually or in the aggregate, they could reasonably be expected to influence the economic decisions of users taken on the basis of these consolidated financial statements.

As part of an audit in accordance with SAs, we exercise professional judgment and maintain professional skepticism throughout the audit. We also:

- Identify and assess the risks of material misstatement of the consolidated financial statements, whether due to fraud or error, design and perform audit procedures responsive to those risks, and obtain audit evidence that is sufficient and appropriate to provide a basis for our opinion. The risk of not detecting a material misstatement resulting from fraud is higher than for one resulting from error, as fraud may involve collusion, forgery, intentional omissions, misrepresentations, or the override of internal control.
- Obtain an understanding of internal financial control relevant to the audit in order to design audit procedures that are appropriate in the circumstances. Under section 143(3)(i) of the Act, we are also responsible for expressing our opinion on whether the Parent has adequate internal financial controls system in place and the operating effectiveness of such controls.
- Evaluate the appropriateness of accounting policies used and the reasonableness of accounting estimates and related disclosures made by the management.
- Conclude on the appropriateness of management's use of the going concern basis of accounting and, based on the audit evidence obtained, whether a material uncertainty exists related to events or conditions that may cast significant doubt on the ability of the Group to continue as a going concern. If we conclude that a material uncertainty exists, we are required to draw attention in our auditor's report to the related disclosures in the consolidated financial statements or, if such disclosures are inadequate, to modify our opinion. Our conclusions are based on the audit evidence obtained up to the date of our auditor's report. However, future events or conditions may cause the Group to cease to continue as a going concern.
- Evaluate the overall presentation, structure and content of the consolidated financial statements, including the disclosures, and whether the consolidated financial statements represent the underlying transactions and events in a manner that achieves fair presentation.
- Obtain sufficient appropriate audit evidence regarding the financial information of the entities or business activities within the Group to express an opinion on the consolidated financial statements. We are responsible for the direction, supervision and performance of the audit of the financial statements of such entities included in the consolidated financial statements of which we are the independent auditors.

Materiality is the magnitude of misstatements in the consolidated financial statements that, individually or in aggregate, makes it probable that the economic decisions of a reasonably knowledgeable user of the consolidated financial statements may be influenced. We consider quantitative materiality and qualitative factors in (i) planning the scope of our audit work and in evaluating the results of our work; and (ii) to evaluate the effect of any identified misstatements in the consolidated financial statements.

We communicate with those charged with governance of the Parent and such other entity included in the consolidated financial statements of which we are the independent auditors regarding, among other matters, the planned scope and timing of the audit and significant audit findings, including any significant deficiencies in internal control that we identify during our audit.

We also provide those charged with governance with a statement that we have complied with relevant ethical requirements regarding independence, and to communicate with them all relationships and other matters that may reasonably be thought to bear on our independence, and where applicable, related safeguards.

From the matters communicated with those charged with governance, we determine those matters that were of most significance in the audit of the consolidated financial statements of the current period and are therefore the key audit matters. We describe these matters in our auditor's report unless law or regulation precludes public disclosure about the matter or when, in extremely rare circumstances, we determine that a matter should not be communicated in our report because the adverse consequences of doing so would reasonably be expected to outweigh the public interest benefits of such communication.

#### Report on Other Legal and Regulatory Requirements

1. As required by Section 143(3) of the Act, based on our audit, we report that:
  - a) We have sought and obtained all the information and explanations which to the best of our knowledge and belief were necessary for the purposes of our audit of the aforesaid consolidated financial statements.
  - b) In our opinion, proper books of account as required by law relating to preparation of the aforesaid consolidated financial statements have been kept so far as it appears from our examination of those books.
  - c) The Consolidated Balance Sheet, the Consolidated Statement of Profit and Loss including Other Comprehensive Income, the Consolidated Cash Flow Statement and the Consolidated Statement of Changes in Equity dealt with by this Report are in agreement with the relevant books of account maintained for the purpose of preparation of the consolidated financial statements.
  - d) In our opinion, the aforesaid consolidated financial statements comply with the Ind AS specified under Section 133 of the Act.
  - e) On the basis of the written representations received from the directors of the Parent as on 31st March, 2019 taken on record by the Board of Directors of the Company, none of the directors of the Group companies incorporated in India is

disqualified as on 31st March, 2019 from being appointed as a director in terms of Section 164 (2) of the Act.

- f) With respect to the adequacy of the internal financial controls over financial reporting and the operating effectiveness of such controls, refer to our separate Report in "Annexure A" which is based on the auditors' reports of the Parent and subsidiary company incorporated in India. Our report expresses an unmodified opinion on the adequacy and operating effectiveness of internal financial controls over financial reporting of those companies.
- g) With respect to the other matters to be included in the Auditor's Report in accordance with the requirements of section 197(16) of the Act, as amended,

In our opinion and to the best of our information and according to the explanations given to us, the remuneration paid by the Parent to its directors during the year is in accordance with the provisions of section 197 of the Act.

- h) With respect to the other matters to be included in the Auditor's Report in accordance with Rule 11 of the Companies (Audit and Auditors) Rules, 2014, as amended in our opinion and to the best of our information and according to the explanations given to us:
  - i) The consolidated financial statements disclose the impact of pending litigations on the consolidated financial position of the Group. Refer Note 31 to the consolidated financial statements.
  - ii) The Group did not have any material foreseeable losses on long-term contracts including derivative contracts.
  - iii) There has been no delay in transferring amounts, required to be transferred, to the Investor Education and Protection Fund by the Parent and there were no amounts which were required to be transferred to the Investor Education and Protection Fund by its subsidiary company incorporated in India.

For **DELOITTE HASKINS & SELLS**  
Chartered Accountants  
(Firm's Registration No. 015125N)

**Vijay Agarwal**  
Partner  
(Membership No.094468)

Place: New Delhi  
Date: May 07, 2019

## ANNEXURE “A” TO THE INDEPENDENT AUDITOR’S REPORT

(Referred to in paragraph 1(f) under ‘Report on Other Legal and Regulatory Requirements’ section of our report of even date)

Report on the Internal Financial Controls Over Financial Reporting under Clause (i) of Sub-section 3 of Section 143 of the Companies Act, 2013 (“the Act”)

In conjunction with our audit of the consolidated financial statements of the Company as of and for the year ended March 31, 2019, we have audited the internal financial controls over financial reporting of Globus Spirits Limited (hereinafter referred to as “Parent”) and its subsidiary company, which are companies incorporated in India, as of that date.

### Management’s Responsibility for Internal Financial Controls

The respective Board of Directors of the Parent and its subsidiary company, which are companies incorporated in India, are responsible for establishing and maintaining internal financial controls based on the internal control over financial reporting criteria established by the respective Companies considering the essential components of internal control stated in the Guidance Note on Audit of Internal Financial Controls Over Financial Reporting issued by the Institute of Chartered Accountants of India (ICAI). These responsibilities include the design, implementation and maintenance of adequate internal financial controls that were operating effectively for ensuring the orderly and efficient conduct of its business, including adherence to the respective company’s policies, the safeguarding of its assets, the prevention and detection of frauds and errors, the accuracy and completeness of the accounting records, and the timely preparation of reliable financial information, as required under the Companies Act, 2013.

### Auditor’s Responsibility

Our responsibility is to express an opinion on the internal financial controls over financial reporting of the Parent and its subsidiary company, which are companies incorporated in India, based on our audit. We conducted our audit in accordance with the Guidance Note on Audit of Internal Financial Controls Over Financial Reporting (the “Guidance Note”) issued by the Institute of Chartered Accountants of India and the Standards on Auditing, prescribed under Section 143(10) of the Companies Act, 2013, to the extent applicable to an audit of internal financial controls. Those Standards and the Guidance Note require that we comply with ethical requirements and plan and perform the audit to obtain reasonable assurance about whether adequate internal financial controls over financial reporting was established and maintained and if such controls operated effectively in all material respects.

Our audit involves performing procedures to obtain audit evidence about the adequacy of the internal financial controls system over financial reporting and their operating effectiveness. Our audit of internal financial controls over financial reporting included obtaining an understanding of internal financial controls over financial reporting, assessing the risk that a material weakness exists, and testing and evaluating the design and operating effectiveness of internal control based on the assessed risk. The procedures selected depend on the auditor’s judgement, including the assessment of the risks of material misstatement of the financial statements, whether due to fraud or error.

We believe that the audit evidence we have obtained is sufficient and appropriate to provide a basis for our audit opinion on the internal

financial controls system over financial reporting of the Parent and its subsidiary company, which are companies incorporated in India.

### Meaning of Internal Financial Controls Over Financial Reporting

A company’s internal financial control over financial reporting is a process designed to provide reasonable assurance regarding the reliability of financial reporting and the preparation of financial statements for external purposes in accordance with generally accepted accounting principles. A company’s internal financial control over financial reporting includes those policies and procedures that (1) pertain to the maintenance of records that, in reasonable detail, accurately and fairly reflect the transactions and dispositions of the assets of the company; (2) provide reasonable assurance that transactions are recorded as necessary to permit preparation of financial statements in accordance with generally accepted accounting principles, and that receipts and expenditures of the company are being made only in accordance with authorisations of management and directors of the company; and (3) provide reasonable assurance regarding prevention or timely detection of unauthorised acquisition, use, or disposition of the company’s assets that could have a material effect on the financial statements.

### Inherent Limitations of Internal Financial Controls Over Financial Reporting

Because of the inherent limitations of internal financial controls over financial reporting, including the possibility of collusion or improper management override of controls, material misstatements due to error or fraud may occur and not be detected. Also, projections of any evaluation of the internal financial controls over financial reporting to future periods are subject to the risk that the internal financial control over financial reporting may become inadequate because of changes in conditions, or that the degree of compliance with the policies or procedures may deteriorate.

### Opinion

In our opinion to the best of our information and according to the explanations given to us, the Parent, its subsidiary company, which are companies incorporated in India, have, in all material respects, an adequate internal financial controls system over financial reporting and such internal financial controls over financial reporting were operating effectively as at March 31, 2019, based on the criteria for internal financial control over financial reporting established by the respective companies considering the essential components of internal control stated in the Guidance Note on Audit of Internal Financial Controls Over Financial Reporting issued by the Institute of Chartered Accountants of India.

For **DELOITTE HASKINS & SELLS**  
Chartered Accountants  
(Firm’s Registration No. 015125N)

**Vijay Agarwal**  
Partner  
(Membership No.094468)

Place: New Delhi  
Date: May 07, 2019

# Consolidated Balance Sheet

as at March 31, 2019

(₹ in Lacs)

Particulars	Note	As at March 31, 2019	As at March 31, 2018
<b>I. ASSETS</b>			
<b>1 Non - current assets</b>			
(a) Property, plant and equipment	2	57,366.24	60,855.93
(b) Capital work-in-progress	3	1,176.00	12.83
(c) Intangible assets under development	4	61.29	34.13
(d) Financial assets			
(i) Investments	5	0.30	-
(ii) Loans	6 (a)	302.06	625.36
(iii) Others financial assets	7 (a)	1,193.37	1,242.14
(e) Income tax assets (net)	8	153.24	319.15
(f) Other non current assets	9 (a)	1,505.47	1,536.23
<b>Total non-current assets</b>		<b>61,757.97</b>	<b>64,625.77</b>
<b>2 Current assets</b>			
(a) Inventories	10	7,777.53	6,038.15
(b) Financial assets			
(i) Trade receivables	11	4,908.56	4,835.13
(iii) Cash and cash equivalents	12 (a)	160.12	171.79
(iv) Bank balances other than (iii) above	12 (b)	90.74	72.34
(v) Loans	6 (b)	609.06	122.45
(vi) Others financial assets	7 (b)	99.96	101.23
(c) Other current assets	9 (b)	1,516.70	1,150.40
<b>Total current assets</b>		<b>15,162.67</b>	<b>12,491.49</b>
<b>TOTAL ASSETS</b>		<b>76,920.64</b>	<b>77,117.26</b>
<b>II. EQUITY AND LIABILITIES</b>			
<b>1 Equity</b>			
(a) Equity share capital	13(i)	2,879.93	2,879.93
(b) Other equity		36,908.26	34,466.53
Equity attributable to owners of the Company		39,788.19	37,346.47
Non-controlling interest		(71.79)	(9.54)
<b>Total equity</b>		<b>39,716.40</b>	<b>37,336.93</b>
<b>2 Liabilities</b>			
Non - current liabilities			
(a) Financial liabilities			
(i) Borrowings	14	16,953.67	14,348.66
(b) Provisions	16 (a)	171.60	169.75
(c) Deferred tax liabilities (net)	17	2,414.97	2,587.02
(d) Other non current liabilities	18 (a)	248.93	271.42
<b>Total non-current liabilities</b>		<b>19,789.17</b>	<b>17,376.85</b>
<b>3 Current liabilities</b>			
(a) Financial liabilities			
(i) Borrowings	19	3,141.63	7,857.05
(ii) Trade payables	20	-	-
-Total Outstanding dues of Micro Enterprises and Small Enterprises		9,465.94	9,647.65
(iii) Other financial liabilities	15	3,645.15	3,787.37
(b) Other current liabilities	18 (b)	895.69	962.98
(c) Provisions	16 (b)	164.88	148.44
(d) Current tax liabilities (net)	21	101.78	-
<b>Total current liabilities</b>		<b>17,415.07</b>	<b>22,403.49</b>
<b>Total liabilities</b>		<b>37,204.24</b>	<b>39,780.34</b>
<b>TOTAL EQUITY AND LIABILITIES</b>		<b>76,920.64</b>	<b>77,117.26</b>

See accompanying notes to the consolidated financial statements  
In terms of our report attached.

**For Deloitte Haskins & Sells**  
Chartered Accountants

**Vijay Agarwal**  
Partner

**For and on behalf of the Board of Directors**

**Ajay K. Swarup**  
Managing Director  
DIN-00035194

**Bhaskar Roy**  
Executive Director  
DIN-02805627

**Shekhar Swarup**  
Joint Managing Director  
DIN-00445241

**Santosh Kumar Pattanayak**  
Company Secretary  
ACS-18721

**Ajay Goyal**  
Chief Financial Officer

Place : New Delhi  
Date : May 07, 2019

Place : New Delhi  
Date : May 07, 2019

# Consolidated Statement of Profit and Loss

for the year ended March 31, 2019

(₹ in Lacs)

Particulars	Note	For the year ended March 31, 2019	For the year ended March 31, 2018 (Restated)
<b>I Revenue from operations</b>	<b>22</b>	<b>108,069.98</b>	<b>93,237.67</b>
<b>II Other income</b>	23	708.74	532.02
<b>III Total income (I + II)</b>		<b>108,778.72</b>	<b>93,769.69</b>
<b>IV Expenses:</b>			
(a) Cost of materials consumed	24	60,204.28	51,659.60
(b) Changes in inventories of finished goods and work in progress	25	(301.82)	30.75
(c) Excise duty on sale of goods		9,479.10	7,714.05
(d) Employee benefits expense	26	2,773.15	2,293.73
(e) Finance costs	27	2,630.53	2,713.61
(f) Depreciation expense	28	3,611.72	3,619.83
(g) Other expenses	29	27,090.62	24,721.40
<b>Total expenses (IV)</b>		<b>105,487.58</b>	<b>92,752.97</b>
<b>V Profit before tax (III - IV)</b>		3,291.14	1,016.72
<b>VI Tax expense:</b>			
(a) Current tax	30 (a)	932.46	255.03
(b) Deferred tax	30 (b)	520.53	196.96
(c) Tax relating to previous year	30 (a)	(533.83)	-
		<b>919.16</b>	<b>451.99</b>
<b>VII Profit for the year (V - VI)</b>		<b>2,371.98</b>	<b>564.73</b>
<b>VIII Other comprehensive income (OCI)</b>			
(i) Items that will not be reclassified to profit or loss	30 (c)	11.46	6.49
(ii) Income tax relating to items that will not be reclassified to Profit or Loss		(3.97)	(2.25)
<b>Other comprehensive income</b>		<b>7.49</b>	<b>4.24</b>
<b>IX Total comprehensive income for the year (VII + VIII)</b>		<b>2,379.47</b>	<b>568.97</b>
<b>Profit for the year attributable to:</b>			
-Owners of the Company		2,434.25	577.26
-non-controlling interest		(62.26)	(12.53)
		<b>2,371.98</b>	<b>564.73</b>
<b>Other comprehensive income for the year attributable to:</b>			
-Owners of the Company		7.49	4.24
-Non-controlling interest		-	-
		<b>7.49</b>	<b>4.24</b>
<b>Total comprehensive income for the year attributable to:</b>			
-Owners of the Company		2,441.74	581.50
-Non-controlling interest		(62.26)	(12.53)
		<b>2,379.47</b>	<b>568.97</b>
<b>X Earnings per share (of ₹ 10 each):</b>			
Basic (in ₹)		8.26	1.98
Diluted (in ₹)		8.26	1.98

See accompanying notes to the consolidated financial statements  
In terms of our report attached.

**For Deloitte Haskins & Sells**  
Chartered Accountants

**Vijay Agarwal**  
Partner

**For and on behalf of the Board of Directors**

**Ajay K. Swarup**  
Managing Director  
DIN-00035194

**Santosh Kumar Pattanayak**  
Company Secretary  
ACS-18721

**Bhaskar Roy**  
Executive Director  
DIN-02805627

**Shekhar Swarup**  
Joint Managing Director  
DIN-00445241

**Ajay Goyal**  
Chief Financial Officer

Place : New Delhi  
Date : May 07, 2019

Place : New Delhi  
Date : May 07, 2019

# Consolidated Statement of Cash Flow

## for the year ended March 31, 2019

(₹ in Lacs)

	For the year ended March 31, 2019		For the year ended March 31, 2018	
<b>A. Cash flow from operating activities</b>				
Profit for the year		2,371.98		564.73
Adjustments for :				
Income tax expense recognised in profit & loss	919.16		452.00	
Depreciation expense	3,611.72		3,619.83	
Amortisation of non current assets	10.72		10.72	
Loss on disposal of property, plant and equipments	0.36		11.88	
Finance cost	2,630.53		2,713.61	
Interest income	(150.78)		(145.38)	
Liabilities written back	(175.75)		(105.58)	
Credit impaired trade and other receivables, loans and advances written off	0.10		82.38	
Loss allowance on credit impaired trade receivables and advances	392.06		34.93	
Others	(4.61)		-	
		7,233.49		6,674.39
<b>Operating profit before working capital changes</b>		9,605.47		7,239.12
Movement in working capital:				
(Increase)/decrease in inventories	(1,739.39)		744.93	
(Increase)/decrease in trade receivables	(409.74)		(1,391.25)	
(Increase)/decrease in other assets	(3,420.34)		20.79	
Increase/(decrease) in trade payables	(5.95)		(591.47)	
Increase/(Decrease) in other liabilities	(133.77)		(229.90)	
Increase/(decrease) in current provisions	29.75		57.68	
		(5,679.44)		(1,389.22)
<b>Cash generated from operations</b>		3,926.03		5,849.90
Income taxes paid		(868.33)		(273.78)
<b>Net cash generated by operating activities (A)</b>		3,057.70		5,576.12
<b>B. Cash flow from investing activities</b>				
Payment for Property, plant and equipment	(2,999.87)		(2,186.67)	
Proceeds from government grants	1,320.46		303.91	
Proceeds from disposal of property, plant and equipments	12.65		-	
Payment to acquire financial assets	(0.30)		-	
Interest received	238.45		184.05	
Movement in bank balances not considered as cash and cash equivalents	30.37		733.69	
		(1,398.24)		(965.02)
<b>Net cash (used in)/generated by investing activities (B)</b>				
<b>C. Cash flow from financing activities</b>				
Proceeds from borrowings (Net)	989.86		(2,043.30)	
Interest and other borrowing cost paid	(2,660.99)		(2,643.68)	
Proceeds from issue of share capital	-		12.79	
<b>Net cash flow from / (used in) financing activities (C)</b>		(1,671.13)		(4,674.19)
<b>Net increase / (decrease) in Cash and cash equivalents (A+B+C)</b>		(11.67)		(63.10)
Cash and cash equivalents at the beginning of the year		171.79		234.89
<b>Cash and cash equivalents at the end of the year</b>		160.12		171.79

See accompanying notes to the consolidated financial statements  
In terms of our report attached.

**For Deloitte Haskins & Sells**  
Chartered Accountants

**Vijay Agarwal**  
Partner

**For and on behalf of the Board of Directors**

**Ajay K. Swarup**  
Managing Director  
DIN-00035194

**Santosh Kumar Pattanayak**  
Company Secretary  
ACS-18721

**Bhaskar Roy**  
Executive Director  
DIN-02805627

**Shekhar Swarup**  
Joint Managing Director  
DIN-00445241

**Ajay Goyal**  
Chief Financial Officer

Place : New Delhi  
Date : May 07, 2019

Place : New Delhi  
Date : May 07, 2019

# Consolidated Statement of Changes in Equity

## for the year ended March 31, 2019

### a. Equity share capital

(₹ in Lacs)

Particulars	Amount
<b>Balance as at April 1, 2017</b>	<b>2,879.93</b>
Changes in equity share capital during the year (refer note 13)	-
<b>Balance as at March 31, 2018</b>	<b>2,879.93</b>
Changes in equity share capital during the year (refer note 13)	-
<b>Balance as at March 31, 2019</b>	<b>2,879.93</b>

### b. Other equity

(₹ in Lacs)

Particulars	Other equity					
	Reserves and surplus			Attributable to owners of the Parent	Non controlling interests	Total
	Securities premium account	General reserve	Surplus in Statement of Profit and Loss			
<b>Balance as at April 1, 2017</b>	14,894.92	1,415.65	17,564.71	33,875.28	-	<b>33,875.28</b>
1. Profit for the year	-	-	564.73	577.26	(12.53)	<b>564.73</b>
2. Other comprehensive income for the year, net of income tax	-	-	4.24	4.24	-	<b>4.24</b>
3. Disposal of partial interest in Unibev Limited	-	-	12.77	9.78	2.99	<b>12.77</b>
<b>Total comprehensive income for the year</b>	-	-	<b>581.74</b>	<b>591.28</b>	<b>(9.54)</b>	<b>581.74</b>
<b>Balance as at March 31, 2018</b>	<b>14,894.92</b>	<b>1,415.65</b>	<b>18,146.45</b>	<b>34,466.53</b>	<b>(9.54)</b>	<b>34,457.02</b>
1. Profit for the year	-	-	2,371.98	2,434.25	(62.26)	<b>2,371.98</b>
2. Other comprehensive income for the year, net of income tax	-	-	7.49	7.49	-	<b>7.49</b>
3. Share of loss in Associate	-	-	-	-	-	-
<b>Total comprehensive income for the year</b>	-	-	<b>2,379.47</b>	<b>2,441.74</b>	<b>(62.26)</b>	<b>2,379.48</b>
<b>Balance as at March 31, 2019</b>	<b>14,894.92</b>	<b>1,415.65</b>	<b>20,525.92</b>	<b>36,908.26</b>	<b>(71.79)</b>	<b>36,836.47</b>

See accompanying notes to the consolidated financial statements  
In terms of our report attached.

**For Deloitte Haskins & Sells**  
Chartered Accountants

**Vijay Agarwal**  
Partner

**For and on behalf of the Board of Directors**

**Ajay K. Swarup**  
Managing Director  
DIN-00035194

**Santosh Kumar Pattanayak**  
Company Secretary  
ACS-18721

**Bhaskar Roy**  
Executive Director  
DIN-02805627

**Shekhar Swarup**  
Joint Managing Director  
DIN-00445241

**Ajay Goyal**  
Chief Financial Officer

Place : New Delhi  
Date : May 07, 2019

Place : New Delhi  
Date : May 07, 2019

# Notes forming part of the consolidated financial statements for the year ended March 31, 2019

## Note 1 - General information and Significant Accounting Policies

### Note 1.1 - General information

Globus Spirits Limited (the Group) is primarily engaged in the business of manufacture and sale of Indian Made Indian Liquor (IMIL), Indian Made Foreign Liquor (IMFL), Bulk Alcohol and Franchise Bottling.

### Note 1.2 - Statement of compliance

These consolidated Ind AS financial statements of the Group have been prepared in accordance with the Indian Accounting Standards (Ind AS) as prescribed under the Companies (Indian Accounting Standards) Rules, 2015.

### Note 1.3 Basis of Consolidation

The consolidated financial statements incorporate the financial statements of the Company and subsidiary as below :

Name of the entity	Relationship	Country of incorporation	Shareholding as on March 31, 2019	Shareholding as on March 31, 2018
Unibev Limited (Formerly known as M/s Uber Blenders & Distillers Limited)	Subsidiary	India	90.91%	90.91%

A subsidiary is an entity controlled by the Company. Control exists when the Company has power over the entity, is exposed, or has rights to variable returns from its involvement with the entity and has the ability to affect those returns by using its power over entity. Power is demonstrated through existing rights that give the ability to direct relevant activities, those which significantly affect the entity's returns.

Consolidation of a subsidiary begins when the Company obtains the control over the subsidiary and ceases when the Company loses control of the subsidiary. Specifically, income and expenses of a subsidiary acquired or disposed of during the year are included in the consolidated statement of profit and loss from the date the Company gains control until the date when the Company ceases to control the subsidiary.

The financial statements of India Paryavaran Sahayak Foundation (IPSF), a company incorporated under section 8 of Companies Act, 2013 have not been considered for consolidation given the objective of investment in this company is not to obtain economic benefits from its activities.

Profit or loss and each component of the other comprehensive income are attributed to the owners of the Company and to the non-controlling interest. Total comprehensive income of the subsidiary is attributed to the owners of the Company and to the non-controlling interests even if this results in the non-controlling interests having a deficit balance.

When necessary, adjustments are made to the financial statements of subsidiaries to bring their accounting policies into in with the Company's accounting policies.

All intra Company assets and liabilities, equity, income, expenses, and cash flows relating to transactions between members of the Company are eliminated in full on consolidation.

### Note 1.4 - Significant Accounting Policies

#### I Basis of preparation and presentation

The financial statements have been prepared on accrual basis under the historical cost basis except for certain financial instruments which are measured at fair value at the end of each reporting period.

Fair value is the price that would be received to sell an asset or paid to transfer a liability in an orderly transaction between market participants at the measurement date, regardless of whether that price is directly observable or estimated using another valuation technique. In estimating the fair value of an asset or a liability, the Group takes into account the characteristics of the asset or liability if market participants would take those characteristics into account when pricing the asset or liability at the measurement date. Fair value for measurement and/or disclosure

purposes in these financial statements is determined on such a basis, except for leasing transactions that are within the scope of Ind AS 17, and measurements that have some similarities to fair value but are not fair value, such as net realizable value in Ind AS 2 or value in use in Ind AS 36. In addition, for financial reporting purposes, fair value measurements are categorised into Level 1, 2, or 3 based on the degree to which the inputs to the fair value measurements are observable and the significance of the inputs to the fair value measurement in its entirety, which are described as follows:

Level 1 inputs are quoted prices (unadjusted) in active markets for identical assets or liabilities that the entity can access at the measurement date;

Level 2 inputs are inputs, other than quoted prices included within Level 1, that are observable for the asset or liability, either directly or indirectly; and Level 3 inputs are unobservable inputs for the asset or liability.

## II Revenue recognition

### Sale of goods

The Group derives revenue from manufacture and sale of Indian Made Indian Liquor (IMIL), Indian Made Foreign Liquor (IMFL), Bulk alcohol and Franchisee Bottling.

The Group has applied Ind AS 115 'Revenue from contracts with customers' with effect from 1 April 2018, using the retrospective method with restatement of comparative period. Upon application of Ind AS 115, Revenue is recognized upon transfer of control of promised goods to the customers. The point at which control passes is determined by each customer arrangement when there is no unfulfilled obligation that could affect the customer's acceptance of goods.

At contract inception, the group assesses its promise to transfer products or services to a customer to identify separate performance obligations. Where the contracts include multiple performance obligations, the transaction price is allocated to each performance obligation based on the standalone selling prices.

Revenue is measured based on the transaction price i.e. the consideration to which the group expects to be entitled from a customer, net of returns and allowances, trade discounts and volume rebates. Revenue includes both fixed and variable consideration. Variable consideration arises on the sale of goods as a result of discounts and allowances given and accruals for estimated future returns and rebates. Revenue is not recognised in full until it is highly probable that a significant reversal in the amount of cumulative revenue recognised will not occur. The methodology and assumptions used to estimate rebates and returns are monitored and adjusted regularly in the light of contractual and legal obligations, historical trends and past experience. Once the uncertainty associated with the returns and rebates is resolved, revenue is adjusted accordingly. Revenue includes excise duty but excludes goods and services tax.

### Revenue from manufacture and sale of products from tie-up manufacturing arrangements

The subsidiary has entered into arrangements with tie-up manufacturers (TMU), where-in TMUs manufacture and sell on behalf of the Company. Accordingly, the transactions of the tie-up units under such arrangements have been recorded on gross basis as if they were transactions of the subsidiary.

### Critical judgements

Judgement is required to determine the transaction price for the contract

Transaction Price: The transaction price could either be a fixed amount of customer consideration or variable consideration with elements such as discounts and incentives. The estimated amount of variable consideration is adjusted in the transaction price only to the extent that it is highly probable that a significant reversal in the amount of cumulative revenue recognized will not occur and is reassessed at the end of each reporting period.

### Rendering of services

Revenue from bottling contracts with brand franchise is recognised in the accounting period in which the services are rendered and related costs are incurred in accordance with the agreement between the parties.

### Other Operating income

Income from export incentives are recognised on an accrual basis.

### Other income

Interest income is recognised using the effective interest rate method. The effective interest rate is the rate that exactly discounts estimated future cash receipts through the expected life of the financial asset to the gross carrying amount of a financial asset. When calculating the effective interest rate, the Group estimates the expected cash flows by considering all the contractual terms of the financial instrument but does not consider the expected credit losses.

## III Property, plant and equipment

- i. Property, plant and equipment are stated at cost of acquisition or construction less accumulated depreciation and impairment losses, if any.

All items of property, plant and equipment have been measured at fair value at the date of transition to Ind-AS. The Group has opted for such fair valuation as deemed cost as at the transition date i. e. April 01, 2016.

Cost is inclusive of inward freight, duties and taxes and incidental expenses related to acquisition or construction. All upgradation / enhancements are charged off as revenue expenditure unless they bring similar significant additional benefits. An item of property, plant and equipment is derecognised upon disposal or when no future economic benefits are expected to arise from the continued use of asset. Any gain or loss arising on the disposal or retirement of an item of property, plant and equipment is determined as the difference between the sales proceeds and the carrying amount of the asset and is recognised in the Statement of Profit and Loss. Depreciation of these assets commences when the assets are ready for their intended use which is generally on commissioning. Items of property, plant and equipment are depreciated in a manner that amortizes the cost (or other amount substituted for cost) of the assets after commissioning, less its residual value, over their useful lives as specified in Schedule II of the Companies Act, 2013 on a straight line basis.

Subsequent costs are included in the assets's carrying amount or recognised as a separate asset, as appropriate, only when it is probable that future economic benefits associated with the item will flow to the Group and the cost of the item can be measured reliably. The carrying amount of any component accounted for as a separate asset is derecognised when replaced. All other repairs and maintenance are charged to profit or loss during the reporting period in which they are incurred.

Govt Grants related to purchase of property , plant & equipments are presented in the balance sheet as a deduction from the carrying amount of property, plant and equipment.

- ii. Machinery spares which can be used only in connection with an item of fixed asset and whose use is expected to be irregular are capitalised and depreciated over the useful life of the principal item of the relevant assets.

- iii. Capital work-in-progress

Projects under which tangible fixed assets are not yet ready for their intended use are carried at cost, comprising direct cost, related incidental expenses and attributable interest.

## IV Intangible assets :

### Intangible assets under development

Development costs that are directly attributable to the design and testing of identifiable and unique software products controlled by the Group will be recognised as intangible assets when the following criteria are met:

- (i) it is technically feasible to complete the software so that it will be available for use
- (ii) management intends to complete the software and use or sell it
- (iii) there is an ability to use or sell the software
- (iv) it can be demonstrated how the software will generate probable future economic benefits
- (v) adequate technical, financial and other resources to complete the development and to use or sell the software are available, and
- (vi) the expenditure attributable to the software during its development can be reliably measured.

Expenditure on intangible assets eligible for capitalisation are carried as Intangible assets under development where such assets are not yet ready for their intended use.

## V A. Depreciation / amortisation

- i. Depreciation has been provided on the cost of the assets less their residual values on straight line method on the basis of estimated useful life of the assets as prescribed in Schedule II to the Companies Act, 2013.

Estimated useful lives of the assets is as given below :

Asset	Useful Life
Buildings (including roads)	10-60 years
Plant and machinery	5-25 years
Furniture and fixtures	10 years
Computers and data processing units	3-6 years
Electrical installations and equipment	10 years
Vehicles	8 years
Office equipments	5 years

- ii. Depreciable amount for assets is the cost of an asset, or other amount substituted for cost, less its estimated residual value.

## B. Impairment

### (i) Financial assets

The Group recognizes loss allowances using the expected credit loss for the financial assets which are not measured at fair value through profit or loss. Loss allowance for trade receivables with no significant financing component is measured at an amount equal to lifetime expected credit loss.

### (ii) Non - financial assets

#### Tangible and intangible assets

Property, plant and equipment and intangible assets are tested for impairment whenever events or changes in circumstances indicate that the carrying amount may not be recoverable. If any such indication exists, the recoverable amount (i.e. higher of the fair value less cost of disposal and the value-in-use) is determined on an individual asset basis to determine the extent of the impairment loss (if any). An impairment loss is recognised in the statement of profit or loss. The Group reviews at each reporting date if there is any indication that an asset may be impaired.

Non financial assets that suffered an impairment are reviewed for possible reversal of the impairment at the end of each reporting period.

## VI Foreign currency transactions

Transactions in foreign currency are recorded on initial recognition at the exchange rate prevailing at the time of transaction.

Monetary items (i.e. trade receivables) denominated in foreign currency are reported using the closing exchange rate on each balance sheet date.

The exchange differences arising on the settlement of monetary items or on reporting these items at rates different from rates at which these were initially recorded / reported in previous financial statements are recognised as income / expense in the period in which they arise.

## VII Financial instruments

### Initial recognition

Financial assets and financial liabilities are initially measured at fair value. Transaction costs that are directly attributable to the acquisition or issue of financial assets and financial liabilities (other than financial assets and financial liabilities at fair value through profit or loss) are added to or deducted from the fair value of financial asset or financial liabilities, as appropriate, on initial recognition.

### Subsequent measurement

**(i) Financial assets carried at amortised cost :** A financial asset is subsequently measured at amortised cost if it is held in order to collect contractual cash flows and the contractual terms of the financial asset give rise on specified dates to cash flows that are solely payments of principal and interest on the principal amount outstanding.

**(ii) Financial assets carried at fair value through other comprehensive income (FVTOCI):** A financial asset is subsequently measured at FVTOCI if it is held not only for collection of cash flows arising from payments of principal and interest but also from the sale of such assets. Such assets are subsequently measured at fair value, with unrealised gains and losses arising from changes in the fair value being recognised in other comprehensive income.

**(iii) Financial assets carried at fair value through profit or loss**

**(FVTPL):** A financial asset which is not classified in any of the above categories (i.e. amortised cost or through other comprehensive income) are subsequently measured at fair value through profit or loss.

**(iv) Financial liabilities :** Financial liabilities are subsequently measured at amortized cost using the effective interest method. For trade and other payables maturing within one year from the Balance Sheet date, the carrying amounts approximate fair value due to the short maturity of these instruments.

**VIII Inventories**

Inventories are valued at the lower of cost (weighted average basis) and the net realisable value after providing for obsolescence and other losses, where considered necessary.

Cost includes all charges in bringing the goods to the point of sale, including octroi and other levies, transit insurance and receiving charges. Work-in-progress and finished goods include appropriate proportion of overheads and, where applicable, excise duty.

**IX Employee benefits**

The Group has various schemes of employee benefits such as provident fund, employee state insurance scheme and gratuity fund, which are dealt with as under:

- i. The Group's contribution to provident fund and employee state insurance scheme are considered as defined contribution plans and are charged as an expense based on the amount of contribution required to be made and when services are rendered by the employees.
- ii. For defined benefit plans in the form of gratuity fund the cost of providing benefits is determined using the Projected Unit Credit method, with actuarial valuations being carried out at each balance sheet date. Actuarial gains and losses are recognised in the Statement of Profit and Loss in the period in which they occur.
- iii. The undiscounted amount of short-term employee benefits expected to be paid in exchange for the services rendered by employees are recognised during the year when the employees render the service. These benefits include performance incentive which are expected to occur within twelve months after the end of the period in which the employee renders the related service.

The cost of short-term compensated absences is accounted when the absences occur.

**X Contingent assets/liabilities and provisions**

Contingent assets are not recognised. However, when realisation of income is virtually certain, then the related asset is no longer a contingent asset, and is recognised as an asset. Contingent liabilities are disclosed after evaluation of the facts and legal aspects of the matter involved, in line with the provisions of Ind AS 37. The Group records a liability for any claims where a potential loss probable and capable of being estimated and discloses such matters in its financial statements, if material. For potential losses that are considered possible, but not probable, the Group provides disclosures in the financial statements but does not record a liability in its financial statements unless the loss becomes probable. Provisions are recognised when the Group has a present obligation (legal / constructive) as a result of a past event, for which it is probable that a cash outflow may be required and a reliable estimate can be made of the amount of the obligation. When a provision is measured using the cash flows estimated to settle the present obligation, its carrying amount is the present value of those cash flows (when the effect of the time value of money is material).

**XI Leases**

Lease payments under operating leases are recognised as an expense in the statement of profit and loss on a straight-line basis over the lease term unless another systematic basis is more representative of the time pattern of the Group's benefit. Where the rentals are structured solely to increase in line with expected general inflation to compensate for the lessor's expected inflationary cost increases, such increases are recognised in the year in which such benefits accrue. Contingent rentals arising under operating leases are recognised as an expense in the period in which they are incurred.

Financial lease transactions entered are considered as financial arrangements and the leased assets are capitalised on an amount equal to the present value of future lease payments and corresponding amount is recognised as a liability. The lease payments made are apportioned between finance charge and reduction of outstanding liability in relation to leased asset.

**XII Earnings per share**

Basic earnings / (loss) per share is calculated by dividing the net profit / (loss) for the current year attributable to equity shareholders by the weighted average number of equity shares outstanding during the year. The number of shares used in computing diluted earnings per share comprises the weighted average share considered for calculating basic earnings / (loss) per share, and also the weighted average number of shares, which would have been issued on the conversion of all dilutive potential equity shares.

**XIII Income taxes**

Current income tax assets and liabilities are measured at the amount expected to be recovered from or paid to the taxation authorities. The tax rates and tax laws used to compute the amount are those that are enacted or substantively enacted, at the reporting date. Current income tax relating to items recognised outside profit or loss is recognised outside profit or loss i.e. in other comprehensive income. Management periodically evaluates positions taken in the tax returns with respect to situations in which applicable tax regulations are subject to interpretation and establishes provisions where appropriate.

Minimum Alternate Tax (MAT) paid in accordance with the tax laws, which gives future economic benefits in the form of adjustment to future income tax liability, is considered as an asset if there is convincing evidence that the Group will pay normal income tax. Accordingly, MAT is recognised as an asset in the Balance Sheet when it is highly probable that future economic benefit associated with it will flow to the Group.

Deferred tax is provided on temporary differences between the tax bases of assets and liabilities and their carrying amounts at the reporting date. Deferred tax is measured using the tax rates and the tax laws enacted or substantively enacted as at the reporting date. Deferred tax assets and liabilities are offset if such items relate to taxes on income levied by the same governing tax laws and the Group has a legally enforceable right for such set off. The carrying amount of deferred tax assets is reviewed at each reporting date and reduced to the extent that it is no longer probable that sufficient taxable profit will be available to allow all or part of the deferred tax asset to be utilised. Unrecognised deferred tax assets are re-assessed at each reporting date and are recognised to the extent that it has become probable that future taxable profits will allow the deferred tax asset to be recovered. Deferred tax relating to items recognised outside statement of profit and loss is recognised outside statement of profit and loss i.e. in other comprehensive income. Deferred tax assets are recognised only to the extent that it is probable that the temporary differences will reverse in the foreseeable future and taxable profit will be available against which the temporary differences can be utilised.

**XIV Use of estimates and judgement**

The preparation of the Group's financial statements requires management to make judgements, estimates and assumptions that affect the reported amounts of revenues, expenses, assets and liabilities, and the grouping disclosures, and the disclosure of contingent liabilities. Uncertainty about these assumptions and estimates could result in outcomes that require a material adjustment to the carrying amount of assets or liabilities affected in future periods.

In the process of applying the Group's accounting policies, management has made the following judgements, which have the most significant effect on the amounts recognised in the financial statements:

**(i) Useful lives and residual value of property, plant and equipment and intangible assets:**

Useful life and residual value are determined by the management based on a technical evaluation considering nature of asset, past experience, estimated usage of the asset, vendor's advice etc and same is reviewed at each financial year end.

**(ii) Impairment of investments :**

The Group has reviewed its carrying value of long term investments in equity of subsidiary carried at cost at the end of each reporting period. If the recoverable amount is less than its carrying amount, the impairment loss is accounted for.

**(iii) Deferred tax assets :**

The Group has reviewed the carrying amount of deferred tax assets including MAT credit entitlement at the end of each reporting period and reduced to the extent that it is no longer probable that sufficient taxable profits will be available to allow all or part of the asset to be recovered.

**(iv) Transaction Price - Sale of goods:**

The transaction price could either be a fixed amount of customer consideration or variable consideration with elements such as discounts and incentives. The estimated amount of variable consideration is adjusted in the transaction price only to the extent that it is highly probable that a significant reversal in the amount of cumulative revenue recognized will not occur and is reassessed at the end of each reporting period.

**XV Operating cycle**

Based on the nature of products / activities of the Group and the normal time between acquisition of assets and their realisation in cash or cash equivalents, the Group has determined its operating cycle as 12 months for the purpose of classification of its assets and liabilities as current and non-current.

**XVI Government grants, subsidies and export incentives**

Grants from the government are recognised at their fair value where there is a reasonable assurance that the grant will be received and the group will comply with all attached conditions.

Government grants and subsidies are recognised as income over the periods necessary to match them with the costs for which they are intended to compensate, on a systematic basis.

Government grants related to purchase of property, plant and equipments are presented in the balance sheet as a deduction from the carrying amount of property, plant and equipments.

**XVII Borrowing costs**

Borrowing costs include interest, amortisation of ancillary costs incurred. Costs in connection with the borrowing of funds to the extent not directly related to the acquisition of qualifying assets are charged to the Statement of Profit and Loss over the tenure of the loan. Borrowing costs, allocated to and utilised for qualifying assets, pertaining to the period from commencement of activities relating to construction / development of the qualifying asset up to the date of capitalisation of such asset are added to the cost of the assets. Capitalisation of borrowing costs is suspended and charged to the Statement of Profit and Loss during extended periods when active development activity on the qualifying assets is interrupted.

**XVIII Derivative contracts**

The Group enters into derivative contracts in the nature of foreign currency forward contracts with an intention to manage its exposure to foreign currency rate risks. Further details of derivative financial instruments are disclosed in note 40.

The Group uses derivative financial instruments, such as forward currency contracts to hedge its foreign currency risks. Such derivative financial instruments are initially recognised at fair value on the date on which a derivative contract is entered into and are subsequently re-measured at fair value. Derivatives are carried as financial assets when the fair value is positive and as financial liabilities when the fair value is negative.

**XIX Cash and Cash Equivalents**

Cash and cash equivalent in the balance sheet comprise cash at banks and on hand and short-term deposits with an original maturity of three months or less, which are subject to an insignificant risk of changes in value.

**XXI Recent accounting pronouncement issued but not yet effective upto the date of issuance of financial statements**

**Ind AS 116 Leases** : On March 30, 2019, Ministry of Corporate Affairs has notified Ind AS 116, Leases. Ind AS 116 will replace the existing leases Standard, Ind AS 17 Leases, and related Interpretations. The Standard sets out the principles for the recognition, measurement, presentation and disclosure of leases for both parties to a contract i.e., the lessee and the lessor. Ind AS 116 introduces a single lessee accounting model and requires a lessee to recognize assets and liabilities for all leases with a term of more than twelve months, unless the underlying asset is of low value. Currently, operating lease expenses are charged to the statement of Profit & Loss. The Standard also contains enhanced disclosure requirements for lessees. Ind AS 116 substantially carries forward the lessor accounting requirements in Ind AS 17.

The effective date for adoption of Ind AS 116 is annual periods beginning on or after April 1, 2019. The standard permits two possible methods of transition:

- Full retrospective – Retrospectively to each prior period presented applying Ind AS 8 Accounting Policies, Changes in Accounting Estimates and Errors

- Modified retrospective – Retrospectively, with the cumulative effect of initially applying the Standard recognized at the date of initial application.

Under modified retrospective approach, the lessee records the lease liability as the present value of the remaining lease payments, discounted at the incremental borrowing rate and the right of use asset either as:

- Its carrying amount as if the standard had been applied since the commencement date, but discounted at lessee's incremental borrowing rate at the date of initial application or
- An amount equal to the lease liability, adjusted by the amount of any prepaid or accrued lease payments related to that lease recognized under Ind AS 17 immediately before the date of initial application

Certain practical expedients are available under both the methods.

The Group is in the process of evaluating the impact of transitioning from old standard i.e., Ind AS 17 to new standard i.e., Ind AS 116 and the transition approach.

**Appendix C to Ind AS 12, Uncertainty over Income Tax Treatments:**

On March 30, 2019, Ministry of Corporate Affairs ("MCA") has notified the Companies (Indian Accounting Standards) Amendment Rules, 2019 containing Appendix C to Ind AS 12, Uncertainty over Income Tax Treatments which clarifies the application and measurement requirements in Ind AS 12 when there is uncertainty over income tax treatments. The current and deferred tax asset or liability shall be recognized and measured by applying the requirements in Ind AS 12 based on the taxable profit (tax loss), tax bases, unused tax losses, unused tax credits and tax rates determined by applying this appendix. The amendment is effective for annual periods beginning on or after April 1, 2019.

**Amendment to Ind AS 19 'Employee Benefits':**

On March 30, 2019, the Ministry of Corporate Affairs has notified limited amendments to Ind AS 19 'Employee Benefits' in connection with accounting for plan amendments, curtailments and settlements. The amendments require an entity to use updated assumptions to determine current service cost and net interest for the remainder of the period after a plan amendment, curtailment or settlement and to recognize in profit or loss as part of past service cost, or a gain or loss on settlement, any reduction in a surplus, even if that surplus was not previously recognized because of the impact of the asset ceiling. The amendment will come into force for accounting periods beginning on or after April 1, 2019

**Amendment to Ind AS 12 'Income Taxes':**

On March 30, 2019, the Ministry of Corporate Affairs has notified limited amendments to Ind AS 12 'Income Taxes'. The amendments require an entity to recognize the income tax consequences of dividends as defined in Ind AS 109 when it recognizes a liability to pay a dividend. The income tax consequences of dividends are linked more directly to past transactions or events that generated distributable profits than to distributions to owners. Therefore, an entity shall recognize the income tax consequences of dividends in profit or loss, other comprehensive income or equity according to where the entity originally recognized those past transactions or events. The amendment will come into force for accounting periods beginning on or after April 1, 2019.

As at the date of issuance of the Group's financial statements, the Group is in the process of evaluating the requirements of the above and the impact on its financial statements in the period of initial application.

**Note 2 - Property, plant and equipment as at March 31, 2019**

(₹ in Lacs)

Particulars	Gross carrying amount				Accumulated depreciation			Net carrying amount		
	As at March 31, 2018	Additions	Disposals / adjustment of assets (Refer note 1)	As at March 31, 2019	As at March 31, 2018	Depreciation for the year	Eliminated on disposal / adjustment of assets	As at March 31, 2019	As at March 31, 2019	As at March 31, 2018
<b>LAND</b>										
Freehold land	2,907.33	-	-	2,907.33	-	-	-	-	2,907.33	2,907.33
	<b>2,907.33</b>	<b>-</b>	<b>-</b>	<b>2,907.33</b>	<b>-</b>	<b>-</b>	<b>-</b>	<b>-</b>	<b>2,907.33</b>	<b>2,907.33</b>
<b>BUILDINGS</b>										
Factory buildings	9,920.19	98.25	-	10,018.44	618.84	376.39	-	995.23	9,023.21	9,301.35
	<b>9,920.19</b>	<b>98.25</b>	<b>-</b>	<b>10,018.44</b>	<b>618.84</b>	<b>376.39</b>	<b>-</b>	<b>995.23</b>	<b>9,023.21</b>	<b>9,301.35</b>
<b>PLANT AND EQUIPMENT</b>										
Plant and machinery	53,217.22	1,285.41	1,334.27	53,168.36	5,405.28	3,082.54	-	8,487.82	44,680.53	47,811.94
Electrical installations and equipment	309.15	49.03	1.53	356.65	45.92	31.21	-	77.13	279.52	263.23
Computer	39.41	9.31	-	48.72	22.76	10.28	-	33.04	15.68	16.65
	<b>53,565.78</b>	<b>1,343.75</b>	<b>1,335.80</b>	<b>53,573.73</b>	<b>5,473.96</b>	<b>3,124.03</b>	<b>-</b>	<b>8,597.99</b>	<b>44,975.73</b>	<b>48,091.82</b>
<b>FURNITURE AND FIXTURES</b>										
Furniture and fixtures	146.28	4.97	-	151.25	39.67	20.93	-	60.60	90.65	106.61
	<b>146.28</b>	<b>4.97</b>	<b>-</b>	<b>151.25</b>	<b>39.67</b>	<b>20.93</b>	<b>-</b>	<b>60.60</b>	<b>90.65</b>	<b>106.61</b>
<b>VEHICLES</b>										
Owned	252.35	-	3.91	248.44	68.53	38.82	11.89	95.46	152.98	183.82
Taken under finance lease	239.27	-	21.78	217.49	38.83	30.28	2.68	66.43	151.06	200.44
	<b>491.62</b>	<b>-</b>	<b>25.69</b>	<b>465.93</b>	<b>107.36</b>	<b>69.10</b>	<b>14.57</b>	<b>161.89</b>	<b>304.04</b>	<b>384.26</b>
<b>OFFICE EQUIPMENT</b>										
Office equipment	93.04	21.98	-	115.02	28.47	21.27	-	49.74	65.28	64.57
	<b>93.04</b>	<b>21.98</b>	<b>-</b>	<b>115.02</b>	<b>28.47</b>	<b>21.27</b>	<b>-</b>	<b>49.74</b>	<b>65.28</b>	<b>64.57</b>
<b>Total</b>	<b>67,124.24</b>	<b>1,468.95</b>	<b>1,361.49</b>	<b>67,231.70</b>	<b>6,268.30</b>	<b>3,611.72</b>	<b>14.57</b>	<b>9,865.44</b>	<b>57,366.24</b>	<b>60,855.93</b>

(i) For lien / charge against property, plant and equipment refer note 14 and 19

(₹ in Lacs)

Particulars	As at March 31, 2019	As at March 31, 2018
<b>Note 3 - Capital work-in-progress</b>	1,176.00	12.83

Particulars	As at March 31, 2019	As at March 31, 2018
<b>Note 4 - Intangible assets under development</b>	61.29	34.13

Note:

- The Company has received capital subsidy amounting to ₹ 1,320.46 lacs from Bihar State Government during the current year on account of plant and machinery used for carry out manufacturing operations at bihar unit. The same has been deducted from the carrying amount of plant and machinery in accordance with Ind AS 20.
- Intangible assets under development represents ERP software implementation cost which is not ready for their intended use upto the date of issuance of financial statements.

**Note 2 - Property, plant and equipment as at March 31, 2018**

(₹ in Lacs)

Particulars	Gross carrying amount				Accumulated depreciation			Net carrying amount		
	As at March 31, 2017	Additions	Disposals / adjustment of assets	As at March 31, 2018	As at March 31, 2017	Depreciation for the year	Eliminated on disposal / adjustment of assets	As at March 31, 2018	As at March 31, 2018	As at March 31, 2017
<b>LAND</b>										
Freehold land	2,907.33	-	-	2,907.33	-	-	-	-	2,907.33	2,907.33
	<b>2,907.33</b>	<b>-</b>	<b>-</b>	<b>2,907.33</b>	<b>-</b>	<b>-</b>	<b>-</b>	<b>-</b>	<b>2,907.33</b>	<b>2,907.33</b>
<b>BUILDINGS</b>										
Factory buildings	9,673.47	346.82	100.10	9,920.19	238.73	380.11	-	618.84	9,301.35	9,434.74
	<b>9,673.47</b>	<b>346.82</b>	<b>100.10</b>	<b>9,920.19</b>	<b>238.73</b>	<b>380.11</b>	<b>-</b>	<b>618.84</b>	<b>9,301.35</b>	<b>9,434.74</b>
<b>PLANT AND EQUIPMENT</b>										
Plant and machinery	52,333.26	1,016.07	132.11	53,217.22	2,338.67	3,084.11	17.50	5,405.28	47,811.94	49,994.59
Electrical installations and equipment	290.14	20.76	1.75	309.15	14.45	31.47	-	45.92	263.23	275.69
Computer	30.37	9.05	0.01	39.41	10.38	12.38	-	22.76	16.65	19.99
	<b>52,653.77</b>	<b>1,045.88</b>	<b>133.87</b>	<b>53,565.78</b>	<b>2,363.50</b>	<b>3,127.96</b>	<b>17.50</b>	<b>5,473.96</b>	<b>48,091.82</b>	<b>50,290.27</b>
<b>FURNITURE AND FIXTURES</b>										
Furniture and fixtures	140.69	5.59	-	146.28	18.18	21.49	-	39.67	106.61	122.51
	<b>140.69</b>	<b>5.59</b>	<b>-</b>	<b>146.28</b>	<b>18.18</b>	<b>21.49</b>	<b>-</b>	<b>39.67</b>	<b>106.61</b>	<b>122.51</b>
<b>VEHICLES</b>										
Owned	252.35	-	-	252.35	27.93	40.60	-	68.53	183.82	224.42
Taken under finance lease	165.46	147.67	73.86	239.27	19.15	31.93	12.25	38.83	200.44	146.31
	<b>417.81</b>	<b>147.67</b>	<b>73.86</b>	<b>491.62</b>	<b>47.08</b>	<b>72.53</b>	<b>12.25</b>	<b>107.36</b>	<b>384.26</b>	<b>370.73</b>
<b>OFFICE EQUIPMENT</b>										
Office equipment	59.12	33.92	-	93.04	10.73	17.74	-	28.47	64.57	48.39
	<b>59.12</b>	<b>33.92</b>	<b>-</b>	<b>93.04</b>	<b>10.73</b>	<b>17.74</b>	<b>-</b>	<b>28.47</b>	<b>64.57</b>	<b>48.39</b>
<b>Total</b>	<b>65,852.19</b>	<b>1,579.88</b>	<b>307.83</b>	<b>67,124.24</b>	<b>2,678.22</b>	<b>3,619.83</b>	<b>29.75</b>	<b>6,268.30</b>	<b>60,855.93</b>	<b>63,173.97</b>

(i) For lien / charge against property, plant and equipment refer note 14 and 19

**Note 5 - Non-current investments**

(₹ in Lacs)

Particulars	As at March 31, 2019		As at March 31, 2018	
	Qty (in nos)	Qty (in nos)	Qty (in nos)	Qty (in nos)
<b>Investment in equity instruments (valued at cost) (Unquoted)</b>				
(i) India Paryavaran Sahayak Foundation 3000 shares (As at March 31, 2018: Nil ) of ₹ 10 each fully paid up [Refer Note 1]	3,000	0.30	-	-
	-	-	-	-
<b>Total</b>		<b>0.30</b>		<b>-</b>
<b>Category wise investments</b>				
Aggregate carrying value of unquoted investments		0.30		-
		<b>0.30</b>		<b>-</b>

Note : 1. Investments in India Paryavaran Sahayak Foundation (a company incorporated under section 8 of companies Act, 2013) are made with no objective to obtain economic benefits from its activities.

**Note 6 - Loans**

(₹ in Lacs)

Particulars	As at March 31, 2019	As at March 31, 2018
<b>(a) Non-current</b>		
Security deposits	302.06	625.36
	<b>302.06</b>	<b>625.36</b>
<b>(b) Current</b>		
Loan to employees	14.50	11.04
Security deposits	594.56	111.41
	<b>609.06</b>	<b>122.45</b>

**Note 7 - Others financial assets**

(₹ in Lacs)

Particulars	As at March 31, 2019	As at March 31, 2018
<b>(a) Non Current</b>		
Other bank balances - balance held as margin money against guarantee *	1,193.37	1,242.14
<b>Total</b>	<b>1,193.37</b>	<b>1,242.14</b>
<b>(b) Current</b>		
Interest accrued on deposits	99.96	101.23
<b>Total</b>	<b>99.96</b>	<b>101.23</b>

\*Margin for bank guarantees and others

**Note 8 - Income tax assets (net)**

(₹ in Lacs)

Particulars	As at March 31, 2019	As at March 31, 2018
<b>Tax Assets</b>		
Advance tax including TDS receivable (net of provision of ₹ 927.81 lacs as at March 31, 2019, ₹ 5,001.89 lacs as at March 31, 2018)	153.24	319.15
	<b>153.24</b>	<b>319.15</b>

**Note 9 - Other assets**

(₹ in Lacs)

Particulars	As at March 31, 2019	As at March 31, 2018
<b>(a) Non Current</b>		
Capital advances		
Unsecured, considered good	412.49	110.19
Doubtful	0.48	1.34
	412.97	111.53
Less: Provision for doubtful advances	(0.48)	(1.34)
	412.49	110.19
Advances to brand franchisee	50.00	150.00
Advance towards leasehold land	995.75	1,006.48
Balance with government authorities*	42.45	225.51
Prepaid expenses	0.09	44.05
Deferred Lease - Security Depoist	4.69	
<b>Total</b>	<b>1,505.47</b>	<b>1,536.23</b>
<b>(b) Current</b>		
Advances to vendors #	436.78	442.98
Advance towards leasehold land	10.72	10.72
Balance with government authorities*	331.57	57.26
Prepaid expenses	717.57	639.44
Other Advances	20.06	-
<b>Total</b>	<b>1,516.70</b>	<b>1,150.40</b>

\* includes GST receivable and other receivable

# Net of provision for doubtful advances ₹ 82.18 lacs (March 31, 2018 of ₹ 28.55 lacs)

**Note 10 - Inventories \***  
(valued at lower of cost and net realisable value)

(₹ in Lacs)

Particulars	As at March 31, 2019	As at March 31, 2018
(a) Raw Materials	1,914.32	1,509.71
(b) Finished Goods	4,458.35	3,695.96
(c) Packing Material	351.95	401.10
(d) Fuel, Chemicals, Stores and spares	1,052.91	431.38
<b>Total (net)</b>	<b>7,777.53</b>	<b>6,038.15</b>

\* For parri passu charge against Inventories refer note 14 and 19.  
The mode of valuation of inventories has been stated in note 1.4(VIII).

**Note 11 - Trade receivables**

(₹ in Lacs)

Particulars	As at March 31, 2019	As at March 31, 2018
<b>Current</b>		
Trade receivables considered good- Secured	-	-
Trade receivables considered good- Unsecured	4,908.55	4,835.13
Trade receivables which have significant increase in credit risk		
Trade receivables- credit impaired	374.53	38.33
	5,283.09	4,873.46
Less: Allowances for credit losses	(374.53)	(38.33)
<b>Total</b>	<b>4,908.56</b>	<b>4,835.13</b>

(i) For parri passu charge against trade receivables refer note 14 and 19.

(ii) Of the trade receivable, balance as at March 31, 2019 of ₹ 756.79 lacs (March 31, 2018 of ₹ 265.33 lacs) is due from United Spirits Limited and ₹ 1,165.74 lacs (March 31, 2018 of ₹ 1,332.32 lacs) is due from Rajasthan State Ganga Sugar Mills. There are no other customers who represent more than 10% of the total balances of trade receivables.

Age of Receivables	As at March 31, 2019	As at March 31, 2018
1-30 days past due	4,090.17	3,930.10
31-60 days past due	436.32	288.64
61-90 days past due	124.19	13.99
More than 90 days past due	632.42	640.73
<b>Movement in the expected credit loss allowance</b>	<b>Year ended March 31, 2019</b>	<b>Year ended March 31, 2018</b>
Balance at the beginning of the year	38.33	35.74
Movement in the expected credit loss allowance on trade receivables calculated at lifetime expected credit losses	336.20	2.59
Balance at the end of the year	374.53	38.33

**Note 12 - Cash and cash equivalents**

(₹ in Lacs)

Particulars	As at March 31, 2019	As at March 31, 2018
<b>(a) Cash and cash equivalents</b>		
Cash on hand	0.17	0.04
Balances with banks		
(i) In current accounts	159.95	171.75
<b>Total (a)</b>	<b>160.12</b>	<b>171.79</b>
<b>(b) Bank balances other than (a) above</b>		
Other bank balances		
Deposits kept as margin money	89.54	71.01
Unpaid dividend account	1.20	1.33
<b>Total (b)</b>	<b>90.74</b>	<b>72.34</b>

**Note 13(i) - Equity share capital**

(₹ in Lacs)

Particulars	As at March 31, 2019		As at March 31, 2018	
	Number of shares	Amount (₹ In Lacs)	Number of shares	Amount (₹ In Lacs)
<b>(a) Authorised</b>				
Equity shares of ₹ 10 each with voting rights	35,000,000	3,500.00	35,000,000	3,500.00
Cumulative compulsorily convertible preference shares (CCCPs) of ₹ 140 each	5,100,000	7,140.00	5,100,000	7,140.00
	<b>40,100,000</b>	<b>10,640.00</b>	<b>40,100,000</b>	<b>10,640.00</b>
<b>(b) Issued, subscribed and fully paid up</b>				
Equity shares of ₹ 10 each with voting rights	28,799,268	2,879.93	28,799,268	2,879.93
<b>Total</b>	<b>28,799,268</b>	<b>2,879.93</b>	<b>28,799,268</b>	<b>2,879.93</b>

**(a) Changes in equity share capital during the year :**

(₹ in Lacs)

Particulars	As at March 31, 2019		As at March 31, 2018	
	Number of shares	Amount (₹ In Lacs)	Number of shares	Amount (₹ In Lacs)
<b>Equity shares with voting rights</b>				
Shares outstanding at the beginning of the year	28,799,268	2,879.93	28,799,268	2,879.93
Shares outstanding at the end of the year	<b>28,799,268</b>	<b>2,879.93</b>	<b>28,799,268</b>	<b>2,879.93</b>

**(b) Shareholder holding more than 5 percent shares :**

Particulars	As at March 31, 2019		As at March 31, 2018	
	No. of shares held	% of holding	No. of shares held	% of holding
<b>Fully paid equity shares with voting rights</b>				
Chandbagh Investments Limited	11,293,153	39.21%	11,593,045	40.25%
Templeton Strategic Emerging Markets Fund IV	5,038,168	17.49%	5,038,168	17.49%
Mr. Ajay Kumar Swarup	1,619,820	5.62%	1,619,820	5.62%
Mr. Anoop Bishnoi	192,960	0.67%	1,619,820	5.62%

Rights, preferences and restrictions on equity shares:

The Group has only one class of equity shares of ₹ 10 each entitled to one vote per share.

**Note 13(ii) - Non-controlling interest**

(₹ in Lacs)

Particulars	As at March 31, 2019	As at March 31, 2018
Balance at beginning of year	(9.54)	-
Share of profit/(loss) for the year	(62.25)	(12.53)
Additional non-controlling interest arising on disposal of interest	-	2.99
<b>Total</b>	<b>(71.79)</b>	<b>(9.54)</b>

**Note 13(iii) - Other Equity**

(₹ in Lacs)

Particulars	As at March 31, 2019	As at March 31, 2018
Securities Premium	14,894.92	14,894.92
General Reserve	1,415.65	1,415.65
Retained Earnings	20,518.43	18,142.21
Other comprehensive Income	7.49	4.24
<b>Total</b>	<b>36,836.50</b>	<b>34,457.02</b>

**(i) Securities Premium**

Securities Premium consists of premium on issue of shares.

**(ii) General Reserve**

General Reserve was created by transfer of Surplus in Statement of profit and loss.

**Note 14 - Non - current financial liabilities - Borrowings (at amortised cost)**

(₹ in Lacs)

Particulars	As at March 31, 2019	As at March 31, 2018
<b>Secured</b>		
<b>(a) Term loans *</b>		
from banks (refer note (i) below)	12,856.45	14,228.21
From Other parties (financial institution)	4,000.00	
<b>(b) Long term maturities of finance lease obligations (refer note (ii) below)</b>		
from banks	72.22	107.74
from other parties (financial institution)	-	12.71
<b>Unsecured</b>		
Others	25.00	-
<b>Total</b>	<b>16,953.67</b>	<b>14,348.66</b>

\* There have been no breach of financial covenants mentioned in the loan agreements during the reporting periods.

**Notes :-**

- (i) Term loan from HDFC Bank of ₹ 875.00 lacs (March 31, 2018 ₹ 1,675.00 lacs) is secured by first pari passu charge on all movable fixed assets of the Company and equitable mortgage of factory land & building of both the plants at Behror and Samalkha and second pari passu charge by way of extension of charge on all the current assets of the Company and letter of comfort by Chandbagh Investments Limited.
- Repayment term :- ₹ 125 lacs repayable in 1 quarterly installment of ₹ 125 lacs each
- Repayment term :- ₹ 200 lacs repayable in 8 quarterly installment of ₹ 25 lacs each.
- Repayment term :- ₹ 412.5 lacs repayable in 11 quarterly installment of ₹ 37.50 lacs each
- Repayment term :- ₹ 137.5 lacs repayable in 11 quarterly installment of ₹ 12.50 lacs each.

Term loan from Lakshmi Vilas Bank ₹ 4,500 Lacs (March 31, 2018 ₹ 5,746.97 Lacs) is secured by first pari passu charge on all the fixed assets of the Company including equitable mortgage of factory land & building of Behror, Samalkha, Bihar and West Bengal and second pari passu charge by way of extension of charge on all the current assets of the Company and letter of comfort by Chandbagh Investments Limited.

Repayment term :- ₹ 750 lacs repayable in 5 quarterly installment of ₹ 150 lacs each.

Repayment term :- ₹ 250 lacs repayable in 2 quarterly installment of ₹ 125 lacs each.

Repayment term :- ₹ 2,400 lacs repayable in 8 quarterly installment of ₹ 300 lacs each starting from December 2019

Repayment term :- ₹ 1,100 lacs repayable in 4 quarterly installment of ₹ 275 lacs each starting from December 2021

Term loan from Axis Bank of ₹ 8456.24 lacs (March 31, 2018 ₹ 9,706.23 lacs) is secured by first pari passu charge on all the fixed assets of the Company including equitable mortgage of factory land & building of Behror, Samalkha, Bihar and West Bengal and second pari passu charge by way of extension of charge on all the current assets of the Company and letter of comfort by Chandbagh Investments Limited.

Repayment term :- ₹ 1500 lacs repayable in 6 quarterly installment of ₹ 250 lacs each.

Repayment term :- ₹ 4800 lacs repayable in 8 quarterly installment of ₹ 600 lacs each

Repayment term :- ₹ 1650 lacs repayable in 3 quarterly installment of ₹ 550 lacs each

Repayment term :- ₹ 506.24 lacs repayable at once in Dec 2023

Term loan from Avendus Finance Pvt Ltd of ₹ 4,000.00 lacs (March 31, 2018 ₹ Nil) is secured by first pari passu charge on all the fixed assets of the Company including equitable mortgage of factory land & building of Behror, Samalkha, Bihar and West Bengal and second pari passu charge by way of extension of charge on all the current assets of the Company and letter of comfort by Chandbagh Investments Limited.

Repayment term :- ₹ 1,333.56 lacs repayable in 12 monthly installment of ₹ 111.13 lacs each starting from July 2020

Repayment term :- ₹ 2,666.44 lacs repayable in 24 monthly installment of ₹ 111.10 lacs each starting from July 2021

Term loan from HDFC Bank of ₹ 1900.00 lacs (March 31, 2018 ₹ nil) is secured by first pari passu charge on all movable fixed assets of the Company and equitable mortgage of factory land & building of both the plants at Behror and Samalkha and second pari passu charge by way of extension of charge on all the current assets of the Company and letter of comfort by Chandbagh Investments Limited.

Repayment term :- ₹ 1669.34 lacs repayable in 19 quarterly installment of ₹ 87.86 lacs each

Repayment term :- ₹ 230.66 lacs repayable in 19 quarterly Installment of 12.14 lacs each

Above term loans carry interest rate in the range of 10.15% to 11.70% per annum.

- (ii) Finance lease obligations from banks of ₹ 108.76 lacs (March 31, 2018 ₹ 153.09 lacs) and from financial institution of ₹ Nil (March 31, 2018 ₹ 12.71 lacs) are secured by hypothecation of respective vehicles.

Repayment term :- Payable on equivalent monthly installments basis, carrying interest rate in the range of 4.33 % to 10.63% per annum.

**Note 15 - Other financial liabilities**

(₹ in Lacs)

Particulars	As at March 31, 2019	As at March 31, 2018
<b>Current</b>		
Security deposits from customers	120.76	164.12
Payables towards purchase of fixed assets	443.96	558.82
Current maturities of long-term borrowings from banks	2,875.00	2,900.00
Current maturities of finance lease obligations	36.54	45.35
Overdrawn book balance	6.97	-
Interest accrued but not due on borrowings	148.98	105.48
Other financial liabilities	12.94	11.32
Derivatives designated at fair value - foreign forward contracts	-	2.28
<b>Total</b>	<b>3,645.15</b>	<b>3,787.37</b>

**Note 16 - Provisions**

(₹ in Lacs)

Particulars	As at March 31, 2019	As at March 31, 2018
<b>(a) Non-current</b>		
Provision for gratuity (refer note 41)	171.60	169.75
<b>Total</b>	<b>171.60</b>	<b>169.75</b>
<b>(b) Current</b>		
Provision for gratuity (refer note 41)	98.74	82.30
Other provisions	66.14	66.14
<b>Total</b>	<b>164.88</b>	<b>148.44</b>

**Note 17 - Deferred tax (liabilities)/ assets (net)**

(₹ in Lacs)

Particulars	As at March 31, 2019	As at March 31, 2018
Deferred tax assets	4,923.31	4,067.43
Deferred Tax liabilities	(7,338.28)	(6,654.45)
	<b>(2,414.97)</b>	<b>(2,587.02)</b>
<b>Tax effect of items constituting deferred tax assets</b>		
MAT credit entitlement	3,840.03	2,205.75
Provision for employee benefits	104.77	98.57
Provision for doubtful debts and advances	137.00	24.31
Deferred tax assets on loss carry forward	841.51	1,738.79
	<b>4,923.31</b>	<b>4,067.42</b>
<b>Tax effect of items constituting deferred tax liability</b>		
Property plant & equipments	7,337.93	6,652.93
Others	0.35	1.52
	<b>7,338.28</b>	<b>6,654.45</b>
<b>Deferred tax (liabilities)/ assets (net)</b>	<b>(2,414.97)</b>	<b>(2,587.02)</b>

**Note 18 - Other liabilities**

(₹ in Lacs)

Particulars	As at March 31, 2019	As at March 31, 2018
<b>(a) Non current</b>		
Subsidy received from ministry of new and renewable energy	83.19	98.40
Import duty grants	165.74	173.02
<b>Total</b>	<b>248.93</b>	<b>271.42</b>
<b>(b) Current</b>		
Advances from customers	227.68	254.57
Subsidy received from ministry of new and renewable energy	15.20	15.20
Statutory liabilities	651.05	686.47
Other liabilities	1.77	6.74
<b>Total</b>	<b>895.69</b>	<b>962.98</b>

**Note 19 - Current financial liabilities - Borrowings (at amortised cost)**

Particulars	(₹ in Lacs)	
	As at March 31, 2019	As at March 31, 2018
<b>Secured borrowings</b>		
Indian currency cash credit*	2,494.80	7,249.30
Overdraft	646.83	607.75
<b>Total</b>	<b>3,141.63</b>	<b>7,857.05</b>

\* Working capital demand loan including cash credit of ₹ 2494.80 lacs (March 31, 2018 ₹ 7,249.30 lacs) are from following banks:-

- SBI Working Capital Demand loan of ₹ 1,500 lacs (March 31, 2018 Rs Nil) and cash credit of ₹ 994.80 lacs (March 31, 2018 ₹ 5,411.83 Lacs) is secured by first pari passu charge by way of hypothecation of entire present and future current assets including stocks and book debt and second pari passu charge by way of extension of charge on all the fixed assets of the Company including equitable mortgage of factory land & building at Behror and Samalkha.
- Cash credit from Axis Bank of ₹ Nil (March 31, 2018 ₹ 222.12 lacs) is secured by first pari passu charge by way of hypothecation of all the current assets of the Company and second pari passu charge on all the fixed assets of the Company including equitable mortgage of factory land & building of Behror, Samalkha, Bihar and West Bengal.
- Cash credit from Punjab National Bank of ₹ Nil (March 31, 2018 ₹ 866.69 lacs) is secured by first charge over the entire current assets of the Company and second pari passu charge by way of extension of charge on all the fixed assets of the Company including equitable mortgage of factory land & building at Behror, Samalkha, Bihar and West Bengal and letter of comfort of M/s Chandbagh Investments Limited.
- Cash credit from Lakshmi Vilas Bank of ₹ Nil (March 31, 2018 ₹ 748.66 Lacs) is secured by first pari passu charge by way of hypothecation of all the current assets of the Company and second pari passu charge on all the fixed assets of the Company including equitable mortgage of factory land & building of Behror, Samalkha, Bihar and West Bengal.

Overdraft of ₹ 646.83 lacs is hypothecated against fixed deposits from Axis Bank (March 31, 2018 ₹ 607.75 lacs) carrying interest rate in range of 7.75% to 8.55% p.a

**Note 20 - Trade payables**

Particulars	(₹ in Lacs)	
	As at March 31, 2019	As at March 31, 2018
Outstanding dues to Micro, Small and Medium Enterprises (Refer note 33)	-	-
Outstanding dues to parties other than Micro, Small and Medium Enterprises	9,465.94	9,647.65
<b>Total</b>	<b>9,465.94</b>	<b>9,647.65</b>

**Note 21 - Current tax liabilities (net)**

Particulars	(₹ in Lacs)	
	As at March 31, 2019	As at March 31, 2018
<b>Current tax liabilities</b>		
Provision for taxation (net of advance tax including TDS receivable of ₹ 838.05 lacs)	101.78	-
<b>Total</b>	<b>101.78</b>	<b>-</b>

**Note 22 - Revenue from operations**

Particulars	(₹ in Lacs)	
	For the year ended March 31, 2019	For the year ended March 31, 2018
<b>Revenue from Contract with customers</b>		<b>(Restated)*</b>
(a) Sale of goods (including excise duty of ₹ 9,479.1 lacs for the year ended March 31, 2019 and ₹ 7,714.05 lacs for the year ended March 31, 2018)	107,414.64	92,550.37
(b) Rendering of services Bottling Charges	550.48	508.39
<b>Other operating Revenue</b>		
(a) Duty drawback and other export incentives	104.86	178.91
<b>Revenue from operations</b>	<b>108,069.98</b>	<b>93,237.67</b>

\* Refer note 45

**Note 23 - Other income**

(₹ in Lacs)		
Particulars	For the year ended March 31, 2019	For the year ended March 31, 2018
		(Restated)*
<b>(a) Interest income</b>		
Interest income earned on financial assets that are not designated as at Fair value through profit or loss :		
On financial assets carried at amortised cost	150.71	145.38
	-	-
<b>(b) Dividend income</b>	-	-
<b>(c) Other non-operating income</b>		
(a) Gain/(loss) on disposal of property, plant and equipments	(0.36)	(11.88)
(b) Net foreign exchange gain/(loss)	17.64	92.55
(c) Income on EPCG and duty grants on property plant & equipment	365.00	200.39
(d) Others	175.75	105.58
<b>Total</b>	<b>708.74</b>	<b>532.02</b>

\*Refer note 45

**Note 24 - Cost of material consumed**

(₹ in Lacs)		
Particulars	For the year ended March 31, 2019	For the year ended March 31, 2018
		(Restated)*
Raw materials and packing materials		
Opening stock	1,978.02	1,832.32
Add: Purchases	60,953.10	51,738.08
	<b>62,931.12</b>	<b>53,570.40</b>
Less: Closing stock	2,726.84	1,910.80
<b>Cost of materials consumed</b>	<b>60,204.28</b>	<b>51,659.60</b>

\* Refer note 45

**Note 25 - Changes in inventory of finished goods**

(₹ in Lacs)		
Particulars	For the year ended March 31, 2019	For the year ended March 31, 2018
		(Restated)*
Add: Opening stock		
Finished goods	3,695.96	3,726.71
Less: Closing stock		
Finished goods	3,997.78	3,695.96
<b>Net (increase) / decrease in inventory of finished goods</b>	<b>(301.82)</b>	<b>30.75</b>

\* Refer note 45

**Note 26 - Employee benefits expense**

(₹ in Lacs)		
Particulars	For the year ended March 31, 2019	For the year ended March 31, 2018
(i) Salaries and wages, including bonus	2,624.09	2,146.44
(ii) Contribution to provident funds and other funds	79.17	68.43
(iii) Gratuity expense	46.63	57.10
(iv) Staff welfare expenses	23.26	21.76
<b>Total</b>	<b>2,773.15</b>	<b>2,293.73</b>

**Note 27- Finance cost**

(₹ in Lacs)		
Particulars	For the year ended March 31, 2019	For the year ended March 31, 2018
(a) Interest expense on Loans and obligations under finance lease Others	2,477.85 3.39	2,647.02 0.18
(b) Other borrowing costs:- Bank charges	149.29	66.41
<b>Total</b>	<b>2,630.53</b>	<b>2,713.61</b>

**Note 28 - Depreciation expense**

(₹ in Lacs)		
Particulars	For the year ended March 31, 2019	For the year ended March 31, 2018
Depreciation for the year	3,611.72	3,619.83
<b>Total</b>	<b>3,611.72</b>	<b>3,619.83</b>

**Note 29 - Other expenses**

(₹ in Lacs)		
Particulars	For the year ended March 31, 2019	For the year ended March 31, 2018
		<b>(Restated)*</b>
Consumption of enzymes, stores and spare parts and chemicals	2,054.79	2,280.22
Increase / (decrease) of excise duty on inventory	(114.40)	185.62
Power and fuel	10,897.62	8,445.08
Bottling expenses/fees	6,754.05	6,696.84
Excise license, establishment and supervision fees	692.99	778.46
Security expenses	179.70	165.38
Effluent disposal	63.46	43.54
Flour and pet coke feeding	365.19	356.91
Rent including lease rentals	344.74	270.78
Repairs and maintenance - buildings	64.67	173.95
Repairs and maintenance - machinery	984.56	1,129.58
Repairs and maintenance - others	58.28	83.05
Insurance	71.25	62.13
Rates and taxes	41.93	51.57
Communication	35.77	37.02
Travelling and conveyance	277.40	244.76
Printing and stationery	20.88	15.02
Freight and handling charges	2,818.69	2,607.54
Business promotion and marketing	384.07	282.24
Donations and contributions	1.98	1.28
Legal and professional	231.51	399.08
Payments to auditors (refer note 36)	46.46	51.94
Subscription books and periodicals	50.78	38.93
Director's sitting fee	5.38	4.71
Credit impaired trade and other receivables, loans and advances written off	0.10	82.37
Loss allowance on credit impaired trade receivables and advances	392.06	34.93
Expenditure on corporate social responsibility	21.70	10.50
Brand Development Expenses	136.58	81.28
Design Services-New Brand	25.48	18.97
Miscellaneous expenses	182.96	87.73
<b>Total</b>	<b>27,090.62</b>	<b>24,721.40</b>

\* Refer Note 45

**Note 30 - Tax expense**

		(₹ in Lacs)	
Particulars	For the year ended March 31, 2019	For the year ended March 31, 2018	
<b>(a) Current tax</b>			
Current tax expense ( under MAT )	932.46	255.03	
	<b>932.46</b>	<b>255.03</b>	
<b>(b) Deferred tax charge / (credit)</b>			
In respect of current year	1,452.99	446.71	
MAT credit recognised for current year	(932.46)	(255.03)	
Tax adjustments related to earlier years	-	5.28	
	<b>520.53</b>	<b>196.96</b>	
<b>(c) Tax adjustments related to earlier years [Refer Note below]</b>			
Current tax expense	162.72	-	
Deferred tax charge/(credit)	(696.55)	-	
	<b>(533.83)</b>	<b>-</b>	
<b>Income tax recognised in statement of profit and loss</b>	<b>919.16</b>	<b>451.99</b>	
<b>The income tax expense for the year can be reconciled to the accounting profit as follows :-</b>			
Profit before tax	3,291.14	1,016.71	
Income tax expense calculated at 34.944% (PY 34.608%)	1,150.06	351.86	
Effect of expenses that are not deductible in determining taxable profit	33.86	29.47	
Tax adjustments related to earlier years [refer note below]	(533.83)	-	
Tax effect of losses in subsidiary	239.32	47.68	
Others	29.76	22.98	
<b>Income tax expense recognised in statement of profit and loss</b>	<b>919.16</b>	<b>451.99</b>	
<b>(d) Income tax recognised in other comprehensive income (OCI)</b>			
Tax adjustment in respect of measurement of defined benefit liabilities	(3.97)	(2.25)	
	<b>(3.97)</b>	<b>(2.25)</b>	

**Note:** Tax Adjustments related to earlier year include Mat credit entitlement of ₹ 696.55 lacs recognised in respect of earlier years .  
The amount is net of ₹ 162.72 lacs written off in respect of earlier years.

**Note 31 - Contingent liabilities and commitments**

(₹ in Lacs)		
Particulars	As at March 31, 2019	As at March 31, 2018
(a) Contingent liabilities*		
Claims against the group not acknowledged as debts		
Excise duty matters	180.81	180.81
Sales tax matter	120.54	120.54
Income tax and other matters	-	3.59
Guarantees by bank on behalf of Group**	191.38	278.85
	<b>492.73</b>	<b>583.79</b>
(b) Commitments		
Estimated amount of contracts remaining to be executed on capital account and not provided for (net of capital advances)	1,142.00	74.34
<b>Total</b>	<b>1,634.73</b>	<b>658.13</b>

**Note :** Based upon the legal opinion obtained by the management, there are various interpretation issues and thus the Company is in the process of evaluating the impact of the recent Supreme Court Judgment in the case of "Vivekananda Vidyamandir vs Regional Provident Fund Commissioner (II), West Bengal in relation to non-exclusion of certain allowances from the definition of "basis wages" of the relevant employees for the purpose of determining contribution to provident fund under the Employees Provident Fund & Miscellaneous provisions Act, 1952.

\*The above disclosure excludes an amount of ₹ 324.68 lakhs, wherein the demand is in respect of sales made by the company on behalf of its brand franchisees, and contractually, these brand franchisees are required to reimburse the company for the liability, if any.

\*\* Guarantees by bank on behalf of group as on March 31, 2019 are excluding performance guarantees amounting to ₹ 907.11 lakhs.

**Note 32 - Disclosures required under Section 22 of the Micro, Small and Medium Enterprises Development Act, 2006**

There are no dues to enterprises as defined under Micro, Small and Medium Enterprises Development Act, 2006 (MSMED Act, 2006). Further no interest has been paid under the terms of MSMED Act, 2006. Micro and Small Enterprises have been determined to the extent such parties have been identified on the basis of information collected by the Management.

(₹ in Lacs)		
Particulars	As at March 31, 2019	As at March 31, 2018
(i) Principal amount remaining unpaid to any supplier as at the end of the year	-	-
(ii) Interest due thereon remaining unpaid to any supplier as at the end of the year	-	-
(iii) The amount of interest paid along with the amounts of the payment made to the supplier beyond the appointed day	-	-
(iv) The amount of interest due and payable for the year	-	-
(v) The amount of interest accrued and remaining unpaid at the end of the year	-	-
(vi) The amount of further interest due and payable even in the succeeding year, until such date when the interest dues as above are actually paid	-	-

**Note 33 - Corporate social responsibility expenditure**

The gross amount required to be spent by the Group for CSR expenditure during the year is ₹ 21.14 lacs (previous year ₹ 20.03 Lacs); and the amount spent (already paid for purposes other than construction / acquisition of any asset) is ₹ 21.70 lacs (previous year ₹ 10 lacs). There were no amount spent for construction / acquisition of any asset.

### Note 34 - Disclosure under Ind-AS 17 "Leases"

#### i) Finance leases:

(a) The Group has taken certain vehicles on finance lease. The ownership of such vehicles will get transferred to the Group at the end of lease term. Assets are taken on lease upto a period of 5 years.

(b) The minimum lease rentals and the present value of minimum lease payments in respect of assets acquired under finance leases are as follows:

Minimum lease payments			(₹ in Lacs)
Particulars	As at March 31, 2019	As at March 31, 2018	
1. Payable not later than 1 year	44.33	59.09	
2. Payable later than 1 year and not later than 5 years	79.47	135.23	
<b>Total</b>	<b>123.80</b>	<b>194.32</b>	

Future interest on outstanding lease payments			(₹ in Lacs)
Particulars	As at March 31, 2019	As at March 31, 2018	
1. Payable not later than 1 year	7.79	12.76	
2. Payable later than 1 year and not later than 5 years	7.25	15.76	
<b>Total</b>	<b>15.04</b>	<b>28.52</b>	

Present value of minimum lease payments			(₹ in Lacs)
Particulars	As at March 31, 2019	As at March 31, 2018	
1. Payable not later than 1 year	36.54	45.35	
2. Payable later than 1 year and not later than 5 years	72.22	120.45	
<b>Total</b>	<b>108.76</b>	<b>165.80</b>	

Included in the financial statement			(₹ in Lacs)
Particulars	As at March 31, 2019	As at March 31, 2018	
Current maturities of finance lease obligations (note 16)	36.54	45.35	
Non current borrowings (note 15)	72.22	120.45	
<b>Total</b>	<b>108.76</b>	<b>165.80</b>	

#### ii) Operating leases :

General description of the Group's operating lease arrangements:

The Group has entered into operating lease arrangements for certain facilities.

Some of the significant terms and conditions of the arrangements are:

- the lease arrangements are non cancellable and are for a period of one year.
- the lease arrangements are generally renewable on the expiry of the lease period subject to mutual agreement;

#### Future minimum lease payments under non cancellable operating leases are :

			(₹ in Lacs)
	As at March 31, 2019	As at March 31, 2018	
- Not later than one year	-	3.50	
- Later than one year and not later than five years	-	-	
- Later than five years	-	-	
<b>Total</b>	<b>-</b>	<b>3.50</b>	
			(₹ in Lacs)
	For the year ended March 31, 2019	For the year ended March 31, 2018	
Lease rent in respect of the above, charged to the statement of profit and loss for the year :	327.88	262.52	

### Note 35 - Earning per share

				(₹ in Lacs)
		For the year ended March 31, 2019	For the year ended March 31, 2018	
Profit for the year attributable to equity shares	₹ in Lacs	2,434.25	577.26	
Weighted average number of equity shares outstanding	Numbers	28,799,268	28,799,268	
Basic earnings per share (face value - ₹ 10 per share)	Rupees	8.26	1.98	
Diluted earnings per share (face value - ₹ 10 per share)	Rupees	8.26	1.98	

**Note 36 - Auditors' remuneration (excluding taxes)**

(₹ in Lacs)

Particulars	For the year ended March 31, 2019	For the year ended March 31, 2018
For Statutory audit	29.00	27.30
For Other services	15.50	23.00
Reimbursement of expenses	1.96	1.64
<b>Total</b>	<b>46.46</b>	<b>51.94</b>

**Note 37 - Financial instruments by categories**

The criteria for recognition of financial instruments is explained in significant accounting policies note 1.

(₹ in Lacs)

Particular	As at March 31, 2019			As at March 31, 2018		
	Amortised cost	FVTPL	FVTOCI	Amortised cost	FVTPL	FVTOCI
<b>Financial assets</b>						
Trade receivables	4,908.56	-	-	4,835.13	-	-
Loans	911.12	-	-	747.81	-	-
Cash and cash equivalents	160.12	-	-	171.79	-	-
Other bank balances	90.74	-	-	72.34	-	-
Other financial assets	1,293.33	-	-	1,343.37	-	-
<b>Total financial assets</b>	<b>7,363.88</b>	<b>-</b>	<b>-</b>	<b>7,170.44</b>	<b>-</b>	<b>-</b>
<b>Financial liabilities</b>						
Borrowings	20,095.31	-	-	22,205.71	-	-
Trade payables	9,465.94	-	-	9,647.65	-	-
Other financial liability	3,645.15	-	-	3,787.37	-	-
<b>Total financial liabilities</b>	<b>33,206.40</b>	<b>-</b>	<b>-</b>	<b>35,640.73</b>	<b>-</b>	<b>-</b>

**Note 38 - Capital management**

The Group manages its capital to ensure that the Group will be able to continue as a going concerns while maximising the return to stakeholders through the optimisation of the debt and equity balance.

For the purpose of the Group's capital management, capital includes equity capital, securities premium and all other equity reserves attributable to the equity shareholders.

The Group Risk management committee reviews the capital structure on a quarterly basis. The committee considers the cost of capital and risks associated with the capital.

**Gearing Ratio**

(₹ in Lacs)

Particulars	Note	As at March 31, 2019	As at March 31, 2018
Non current borrowings	15	16,928.67	14,348.66
Current maturities of non current borrowings	16	2,911.54	2,945.35
Current borrowings	20	3,148.60	7,857.05
Less : Cash and cash equivalents	13(a)	160.12	171.79
Less : Other bank balance	13(b)	90.74	72.34
<b>Net Debt</b>		<b>22,737.95</b>	<b>24,906.93</b>
Equity share capital	14	2,879.93	2,879.93
Other Equity		36,908.26	34,466.53
<b>Total Capital</b>		<b>39,788.19</b>	<b>37,346.46</b>
<b>Gearing Ratio</b>		<b>1.75</b>	<b>1.50</b>

## Note 39 - Financial risk management

The Group is exposed to various financial risks arising from underlying operations and finance activities. The Group is primarily exposed to credit risk, liquidity risk and market risk.

Financial risk management within the Group is governed by policies and guidelines approved by the senior management and board of directors. These policies and guidelines cover ,foreign currency risk, credit risk and liquidity risk

### (a) Credit risk management

Credit risk refers to the risk that a counterparty will default on its contractual obligations resulting in financial loss to the Group if the counterparty defaults on its obligations.

The Group is exposed to credit risk from its operating activities, primarily trade receivables.

To manage trade receivables, the Group periodically assesses the financial reliability of customers, taking into account the financial conditions, economic trends, analysis of historical bad debts and ageing of such receivables.

The Group also makes general provision for lifetime expected credit loss based on its previous experience of write off in previous years.

The movement in the provision for doubtful debts is as under:

		(₹ in Lacs)
Particulars		Financial assets
<b>Opening balance</b>		38.32
<b>Loss Allowances-</b>		
Trade Receivables - credit impaired		<b>340.27</b>
Trade Receivables which have significant increase in credit risk		-
Written off during the year		(4.07)
<b>Balance at the End</b>		<b>374.52</b>

### (b) Liquidity risk management

(i) The Group manages liquidity by ensuring control on its working capital which involves adjusting production levels and purchases to market demand and daily sales of production and low receivables. It also ensures adequate credit facilities sanctioned from bank to finance the peak estimated funds requirements. The working capital credit facilities are continuing facilities which are reviewed and renewed every year. The Group also ensures that the long term funds requirements are met through adequate availability of long term capital (Debt & Equity).

			(₹ in Lacs)
Particulars	As at March 31, 2019	As at March 31, 2018	
Total committed working capital limits from Banks	<b>4,900.00</b>	<b>8,890.00</b>	
Utilized working capital limit	3,141.64	7,857.05	
Unutilized working capital limit	1,758.36	1,032.95	

(ii) Maturities of financial liabilities

The tables below analyse the Group's financial liabilities into relevant maturity groupings based on their contractual maturities.

The amount disclosed in the table are the contractual undiscounted cash flow.

		(₹ in Lacs)			
Particulars	Upto 1 year	Between 1 year to 5 years	Over 5 years	Total	
<b>As at March 31, 2019</b>					
Non-derivatives					
Borrowing *	2,911.54	16,928.67			19,840.21
Trade payable	9,465.94	-	-		9,465.94
Other financial liabilities	733.61	-	-		733.61
Total non-derivatives liabilities	<b>13,111.08</b>	<b>16,928.67</b>	<b>-</b>		<b>30,039.76</b>
<b>As at March 31, 2018</b>					
Non-derivatives					
Borrowing *	2,945.35	12,192.43	2,156.23		17,294.01
Trade payable	9,647.66	-	-		9,647.66
Other financial liabilities	842.02	-	-		842.02
Total non-derivatives liabilities	<b>13,435.03</b>	<b>12,192.43</b>	<b>2,156.23</b>		<b>27,783.69</b>

\* Excludes utilized working capital limited disclosed above under liquidity risk management.

### (c) Market risk

Market risk is the risk that the fair value of future cash flows of a financial instrument that will fluctuate because of changes in market prices. Market risk comprise of three types of risk i.e interest rate risk, foreign currency risk and other price risk.

Financial instruments affected by market risk include trade payables.

The Group enters into derivative contracts to manage its exposure to foreign currency risk.

#### Foreign Currency risk management

Foreign currency risk also known as Exchange Currency Risk is the risk that the fair value or future cash flows of an exposure will fluctuate because of changes in foreign exchange rates. Foreign currency risk in the Group is attributable to Group's operating activities.

The carrying amounts of the Group's foreign currency denominated monetary assets and monetary liabilities at the end of the reporting period are as follows :

(₹ in Lacs)				
Foreign currency	Assets		Liabilities	
	As at March 31, 2019	As at March 31, 2018	As at March 31, 2019	As at March 31, 2018
USD	31.75	27.51	-	43.10
Total	31.75	27.51	-	43.10

#### Foreign currency sensitivity analysis

The Group is mainly exposed to USD.

The following table details the Group's sensitivity to a 1% increase and decrease in the Rupee against the foreign currency. The sensitivity analysis includes only outstanding foreign currency denominated monetary item as tabulated above and adjusts their translation at the period end for 1% change in foreign currency rates. A positive number indicates an increase in profit before tax or vice-versa.

(₹ in Lacs)				
Particulars	For the year ended March 31, 2019		For the year ended March 31, 2018	
	strengthens by 1%	weakens by 1 %	strengthens by 1%	weakens by 1 %
Impact on profit / (loss) for the year				
USD	0.32	(0.32)	0.16	(0.16)

\* Holding all Other variable constant

#### Forward foreign exchange contracts

The Group uses derivative financial instruments exclusively for hedging financial risks that arise from its commercial business. The Group manages its foreign currency risk by hedging transactions that are expected to occur within of 2 to 3 months for hedges of forecasted sales. When a derivative is entered into for the purpose of being a hedge, the Group negotiates the terms of those derivatives to match the terms of the hedged exposure. For hedges of forecast transactions, the derivatives cover the period of exposure from the point the cash flows of the transactions are forecasted up to the point of settlement of the resulting receivable that is denominated in the foreign currency. All identified exposures are managed as per the policy duly approved by the Board of Directors.

The following table details the foreign currency derivatives contracts outstanding at the end of the reporting period :

(₹ in Lacs)						
Outstanding Contracts	No of deals		Foreign Currency ( FCY lacs )		Nominal Amount (₹ lacs )	
	As at March 31, 2019	As at March 31, 2018	As at March 31, 2019	As at March 31, 2018	As at March 31, 2019	As at March 31, 2018
USD/INR buy forward	3.00	19.00	3.57	31.98	247.19	2089.85

\* Sensitivity on the above derivatives contracts in respect of foreign currency exposure is insignificant

#### Note 40 - Employee benefits plans

##### (a) Defined benefits plans

Gratuity scheme - The Group makes contributions for gratuity for qualifying employees. The scheme provides for a lumpsum payment to vested employees at retirement, death while in employment or on termination of employment.

(₹ in Lacs)

	Gratuity	
	Current year	Previous year
<b>Movement in the present value of defined benefit obligation (A)</b>		
1. Present value of obligation as at the beginning of the year	252.05	200.85
2. Current service cost	27.10	26.35
3. Past service cost		22.45
4. Interest cost	19.43	14.80
5. Actuarial (gain) / losses arising from change in financial assumptions	0.89	(5.60)
6. Actuarial (gain) / losses arising from change in experience adjustments	(12.35)	(0.90)
7. Benefits paid	(16.77)	(5.91)
<b>8. Present value of obligation as at the end of the year</b>	<b>270.35</b>	<b>252.05</b>
<b>Liability recognized in the financial statement (A-B)</b>	<b>270.35</b>	<b>252.05</b>
<b>Main actuarial assumption</b>		
Discount rate	7.65%	7.71%
Expected rate of increase in compensation levels	5.50%	5.50%
Mortality rates inclusive of provision for disability (100% of Indian Assured Lives Mortality (IALM) (2006-08):-		
Age upto 30 years	3.00%	3.00%
Age from 31 to 44 years	2.00%	2.00%
Age above 44 years	1.00%	1.00%
Retirement age (years)	58	58

##### Maturity profile of defined benefit obligation

(₹ in Lacs)

Year	Gratuity Amount
0 to 1 year	98.74
1 to 2 year	4.92
2 to 3 year	2.61
3 to 4 year	5.62
4 to 5 year	4.92
5 to 6 year	4.79
6 year onwards	148.71

(₹ in Lacs)

	Gratuity	
	Current year	Previous year
<b>Cost for the period</b>		
1. Current service cost	27.09	26.35
2. Past service cost	-	22.44
3. Net interest cost	19.43	14.80
<b>Total amount recognised in profit or loss</b>	<b>46.52</b>	<b>63.59</b>
<b>Re-measurements recognised in Other comprehensive income</b>		
1. Actuarial (gain) / losses arising from change in financial assumptions	0.89	(5.60)
2. Actuarial (gain) / losses arising from change in experience adjustments	(12.35)	(0.90)
<b>Total re-measurements included in Other Comprehensive Income</b>	<b>(11.46)</b>	<b>(6.50)</b>
<b>Total amount recognised in statement of profit and loss</b>	<b>35.07</b>	<b>57.09</b>



**Note 43 - Related party disclosures under Ind-AS - 24 "Related Party Disclosures"**

**a) Key managerial personnel and their relatives :**

Key management personnel  
 Mr. Ajay Kumar Swarup, Managing director  
 Mr. Shekhar Swarup, Joint managing director  
 Dr. Bhaskar Roy Executive Director and Chief Operating Officer  
 Mr. Manik Lal Dutta, Executive Director  
 Mr. Vijay Kumar Rekhi, Executive Director (ceased to be director w.e.f. November 2, 2018)  
 Mr. Ajay Goyal, Chief Financial Officer

**b) Enterprises over which key managerial personnel and / or their relatives exercise significant influence :**

Biotech India Limited  
 Chandbagh Investments Limited  
 GRAS education and training Services Private Limited  
 Himalayan Spirits Limited  
 Globus Spirits (Jharkhand) Limited  
 Globus Feeds Pvt. Ltd.  
 Globus Trois Freres India Limited  
 V C technologies Private Limited  
 Northern India Alcohol Sales Private Limited  
 Rajasthan Distilleries Private Limited  
 ADL Agrotech Limited (Formerly known as Assocaited Distilleries Limited)

**(i) Transactions with related parties :**

(₹ in Lacs)

Particulars	For the year ended March 31, 2019	For the year ended March 31, 2018
<b>Rent paid</b>		
Rajasthan Distilleries Private Limited	74.13	86.20
Biotech India Limited	64.86	69.14
ADL Agrotech Limited	6.00	6.00
<b>Expenses reimbursed</b>		
Biotech India Limited	-	0.15
GRAS education and training Services Private Limited	-	1.28
<b>Payments made on behalf of</b>		
Biotech India Limited	-	0.44
GRAS education and training Services Private Limited	1.59	1.42

**Closing balances with related parties :**

(₹ in Lacs)

Particulars	As at March 31, 2019	As at March 31, 2018
<b>Security deposit given</b>		
ADL Agrotech Limited	464.94	418.87
<b>Other receivable / (payable)</b>		
Globus Trois Freres India Limited	0.26	0.26
Himalayan Spirits Limited	0.54	-
Globus Spirits (Jharkhand) Limited	255.74	-
GRAS education and training Services Private Limited	1.59	0.26

**(ii) Transactions with key managerial personnel and their relatives:**

(₹ in Lacs)

Particulars	For the year ended March 31, 2019	For the year ended March 31, 2018
<b>Managerial remuneration</b>		
Mr. Ajay Kumar Swarup	120.25	106.33
Mr. Shekhar Swarup	90.98	69.96
Dr. Bhaskar Roy	64.75	49.32
Mr. Manik Lal Dutta	43.31	34.45
Mr. Vijay Kumar Rekhi	-	69.00
Mr. Ajay Goyal	50.00	40.49

**Note 44- Fair value hierarchy**

None of the Group's financial assets are measured at fair value at the end of each reporting period.

The following table presents fair value hierarchy of financial assets measured at fair value on a recurring basis:

	Level 1	Level 2	Level 3	Total
<b>As at Mar 31, 2019</b>				
<b>Financial assets</b>				
Investment in equity instruments at FVTPL	-	-	-	-
Investment in units of Non convertible debentures, Bonds and Mutual funds at FVTPL	-	-	-	-
<b>Total financial assets</b>	-	-	-	-
<b>As at Mar 31, 2018</b>				
<b>Financial assets</b>				
Investment in equity instruments at FVTPL	-	-	-	-
Investment in units of Mutual funds at FVTPL	-	-	-	-

During the year ended March 31, 2019, there were no transfers between Level 1 and Level 2 fair value measurements, and no transfers in to and out of Level 3 fair value measurements.

Level 1 inputs are quoted prices (unadjusted) in active markets for identical assets or liabilities that the entity can access at the measurement date.

Level 2 inputs other than quoted prices included within level 1 that are observable for the assets or liability, either directly or indirectly.

Level 3 inputs are unobservable inputs for the assets or liability.

**Note 45-Implementation of Ind AS 115 - Revenue from Contracts with Customers**

The Company has aligned its policy of Revenue Recognition with Ind AS 115 - "Revenue from Contracts with Customers" which is effective from April 01, 2018. Accordingly, the Company has excluded the below mentioned amounts in its Statement of Profit and Loss with respect to its arrangements with Brand franchisee. Consequent to these changes, there is no impact on the total equity and profit.

**The adjustments are explained in more details below:**

(₹ in Lacs)

Particulars	As originally reported	Increase/ (Decrease)	Restated Amounts
Revenue from operations	163,124.05	(69,886.38)	93,237.67
Other Income	540.71	(8.69)	532.02
	163,664.76	(69,895.07)	93,769.69
Cost of Material consumed	56,702.09	(5,042.49)	51,659.60
Changes in inventories of finished goods and work in progress	(268.51)	299.26	30.75
Excise duty	66,206.19	(58,492.14)	7,714.05
Other Expense			
Consumption of lab chemicals and enzymes	2,286.29	(6.07)	2,280.22
Increase / (decrease) of excise duty on inventory	185.62	-	185.62
Power and fuel	8,445.08	-	8,445.08
Bottling expenses/fees	7,666.17	(969.33)	6,696.84
Excise license, establishment and supervision fees	788.16	(9.70)	778.46
Security	165.38	-	165.38
Effluent disposal	43.54	-	43.54
Flour and pet coke feeding	356.91	-	356.91
Rent including lease rentals	270.78	-	270.78
Repairs and maintenance - buildings	173.95	-	173.95
Repairs and maintenance - machinery	1,129.58	-	1,129.58
Repairs and maintenance - others	83.05	-	83.05
Insurance	62.13	-	62.13
Rates and taxes	90.22	(38.65)	51.57
Communication	37.02	-	37.02
Travelling and conveyance	244.76	-	244.76
Printing and stationery	15.02	-	15.02
Freight and handling charges	3,489.42	(881.88)	2,607.54
Business promotion and marketing	282.24	-	282.24
Donations and contributions	1.28	-	1.28
Legal and professional	399.08	-	399.08
Payments to auditors (refer note 36)	51.94	-	51.94
Subscription books & periodicals	38.93	-	38.93
Director's sitting fee	4.71	-	4.71
Business surplus to franchise	4,732.47	(4,732.47)	-
Credit impaired on trade and other receivables, loans and advances written off	82.37	-	82.37
Impairment loss recognized on trade receivables and advances	34.93	-	34.93
Expenditure on corporate social responsibility	10.50	-	10.50
Brand development expenses	81.28	-	81.28
Design Services- New Brand	18.97	-	18.97
Miscellaneous expenses	109.33	(21.60)	87.73
	154,020.88	(69,895.07)	84,125.81

**Note 46-Additional information, as required under Schedule III to the companies act, 2013 for entities consolidated as subsidiaries**

(₹ in Lacs)

Name of the entity	FY 2018-19								FY 2017-18							
	Net assets i.e., total assets minus total liabilities		Share in profit or loss		Share in other comprehensive income		Share in total comprehensive income		Net assets i.e., total assets minus total liabilities		Share in profit or loss		Share in other comprehensive income		Share in total comprehensive income	
	As % of consolidated net assets	Amount	As % of consolidated net assets	Amount	As % of consolidated net assets	Amount	As % of consolidated net assets	Amount	As % of consolidated net assets	Amount	As % of consolidated net assets	Amount	As % of consolidated net assets	Amount	As % of consolidated net assets	Amount
<b>Parent</b>																
Globus Spirits Limited	102%	41,000.87	129%	3,056.83	100%	7.49	129%	3,064.32	100%	37,936.53	124%	702.46	100%	4.24	124%	706.70
<b>Subsidiary</b>																
Unibev Limited	-2%	(789.83)	-29%	(684.85)	0%	-	-29%	(684.85)	0%	(104.97)	-24%	(137.78)	0%	-	-24%	(137.77)
<b>Total (Gross)</b>	<b>100%</b>	<b>40,211.04</b>	<b>100%</b>	<b>2,371.98</b>	<b>100%</b>	<b>7.49</b>	<b>100%</b>	<b>2,379.47</b>	<b>100%</b>	<b>37,830.56</b>	<b>100%</b>	<b>564.70</b>	<b>100%</b>	<b>4.24</b>	<b>100%</b>	<b>568.94</b>
<b>Adjustment arising out of consolidation</b>	-	(494.64)	-	-	-	-	-	-	-	(493.63)	-	-	-	-	-	-
<b>Total (Net)</b>		<b>39,716.40</b>		<b>2,371.98</b>		<b>7.49</b>		<b>2,379.47</b>		<b>37,336.93</b>		<b>564.70</b>		<b>4.24</b>		<b>568.94</b>

**Note 47 - Approval of financial statements**

The financial statements were approved for issue by the Board of Directors on May 7, 2019

# Independent Auditor's Report

## Report on the Standalone Ind AS Financial Statements

### To The Members of Globus Spirits Limited Report on the Audit of the Standalone Financial Statements

#### Opinion

We have audited the accompanying standalone financial statements of Globus Spirits Limited ("the Company"), which comprise the Balance Sheet as at 31st March 2019, and the Statement of Profit and Loss (including Other Comprehensive Income), the Cash Flow Statement and the Statement of Changes in Equity for the year then ended, and a summary of significant accounting policies and other explanatory information.

In our opinion and to the best of our information and according to the explanations given to us, the aforesaid standalone financial statements give the information required by the Companies Act, 2013 ("the Act") in the manner so required and give a true and fair view in conformity with the Indian Accounting Standards prescribed under section 133 of the Act read with the Companies (Indian Accounting Standards) Rules, 2015, as amended, ("Ind AS") and other accounting principles generally accepted in India, of the state of affairs of the Company as at 31 March 2019, and its profit, total comprehensive income, its cash flows and the changes in equity for the year ended on that date.

#### Basis for Opinion

We conducted our audit of the standalone financial statements in accordance with the Standards on Auditing specified under section 143(10) of the Act (SAs). Our responsibilities under those Standards are further described in the Auditor's Responsibility for the Audit of the Standalone Financial Statements section of our report. We are independent of the Company in accordance with the Code of Ethics issued by the Institute of Chartered Accountants of India (ICAI) together with the ethical requirements that are relevant to our audit of the standalone financial statements under the provisions of the Act and the Rules made thereunder, and we have fulfilled our other ethical responsibilities in accordance with these requirements and the ICAI's Code of Ethics. We believe that the audit evidence obtained by us is sufficient and appropriate to provide a basis for our audit opinion on the standalone financial statements.

#### Key Audit Matter

Key audit matters are those matters that, in our professional judgment, were of most significance in our audit of the standalone financial statements of the current period. These matters were addressed in the context of our audit of the standalone financial statements as a whole, and in forming our opinion thereon, and we do not provide a separate opinion on these matters. We have determined the matters described below to be the key audit matters to be communicated in our report.

Sr. No.	KEY AUDIT MATTER	AUDITOR'S RESPONSE
1	<p><b>Accuracy of recognition and measurement of revenues in view of adoption of Ind AS 115 "Revenue from Contracts with Customers" (new revenue accounting standard)</b></p> <p>The Company has adopted Ind AS 115 Revenue from Contracts with Customers using retrospective effect method with restatement of the comparative period.</p> <p>The application of the new revenue accounting standard involves certain key judgements relating to identification of distinct performance obligations, determination of transaction price of the identified performance obligations, the appropriateness of the basis used to measure revenue recognised over a period.</p> <p>Refer note no 1.2(ii)(a) and 45 of the standalone financial statements.</p>	<p><b>Principal audit procedures:</b></p> <p>Our audit procedures included, obtaining an understanding of the Company's process of assessment around the impact of adoption of the new revenue accounting standard relating to the accounting for customer contracts;</p> <p>We evaluated design and implementation of internal controls, and tested the operating effectiveness of the internal controls around:</p> <ul style="list-style-type: none"> <li>Implementation of the new revenue accounting standard;</li> <li>Assessment of customer contracts and identification of the distinct performance obligations and determination of transaction price.</li> </ul> <p>We examined and assessed the revised accounting policies of the Company in recognition of revenue upon adoption of the new revenue accounting standard, in light of the industry specific circumstances and our understanding of the business;</p> <p>We tested the appropriateness of the accounting treatment on a sample basis and recalculated the resulting adjustments recorded in line with the new accounting standard, including the accuracy of Ind AS 115 related disclosures in the notes to the accompanying financial statements.</p>

#### Information Other than the Financial Statements and Auditor's Report Thereon

The Company's Board of Directors is responsible for the other information. The other information comprises the information included in the Management Discussion and Analysis, Board's Report including Annexures to Board's Report, Corporate Governance and Shareholder's Information, but does not include the standalone financial statements and our auditor's report thereon.

Our opinion on the standalone financial statements does not cover the other information and we do not express any form of assurance conclusion thereon.

In connection with our audit of the standalone financial statements, our responsibility is to read the other information and, in doing so, consider whether the other information is materially inconsistent with the financial statements or our knowledge obtained during the course of our audit or otherwise appears to be materially misstated.

If, based on the work we have performed, we conclude that there is a material misstatement of this other information, we are required to report that fact. We have nothing to report in this regard.

#### Management's Responsibility for the Standalone Financial Statements

The Company's Board of Directors is responsible for the matters stated in section 134(5) of the Act with respect to the preparation of these standalone financial statements that give a true and fair view of the financial position, financial performance including other comprehensive income, cash flows and changes in equity of the Company in accordance with the Ind AS and other accounting principles generally accepted in India. This responsibility also includes maintenance of adequate accounting records in accordance with the provisions of the Act for safeguarding the assets of the Company and for preventing and detecting frauds and other irregularities; selection and application of appropriate accounting policies; making judgments and estimates that are reasonable and prudent; and design, implementation and maintenance of adequate internal financial controls, that were operating effectively for ensuring the accuracy and completeness of the accounting records, relevant to the preparation and presentation of the standalone financial statement that give a true and fair view and are free from material misstatement, whether due to fraud or error.

In preparing the standalone financial statements, management is responsible for assessing the Company's ability to continue as a going concern, disclosing, as applicable, matters related to going concern and using the going concern basis of accounting unless management either intends to liquidate the Company or to cease operations, or has no realistic alternative but to do so.

Those Board of Directors are also responsible for overseeing the Company's financial reporting process.

#### Auditor's Responsibility for the Audit of the Standalone Financial Statements

Our objectives are to obtain reasonable assurance about whether the standalone financial statements as a whole are free from material misstatement, whether due to fraud or error, and to issue an auditor's report that includes our opinion. Reasonable assurance is a high level of assurance, but is not a guarantee that an audit conducted in accordance with SAs will always detect a material misstatement when it exists. Misstatements can arise from fraud or error and are considered material if, individually or in the aggregate, they could reasonably be expected to influence the economic decisions of users taken on the basis of these standalone financial statements.

As part of an audit in accordance with SAs, we exercise professional judgment and maintain professional skepticism throughout the audit. We also:

- Identify and assess the risks of material misstatement of the standalone financial statements, whether due to fraud or error, design and perform audit procedures responsive to those risks, and obtain audit evidence that is sufficient and appropriate to provide a basis for our opinion. The risk of

not detecting a material misstatement resulting from fraud is higher than for one resulting from error, as fraud may involve collusion, forgery, intentional omissions, misrepresentations, or the override of internal control.

- Obtain an understanding of internal financial control relevant to the audit in order to design audit procedures that are appropriate in the circumstances. Under section 143(3)(i) of the Act, we are also responsible for expressing our opinion on whether the Company has adequate internal financial controls system in place and the operating effectiveness of such controls.
- Evaluate the appropriateness of accounting policies used and the reasonableness of accounting estimates and related disclosures made by the management.
- Conclude on the appropriateness of management's use of the going concern basis of accounting and, based on the audit evidence obtained, whether a material uncertainty exists related to events or conditions that may cast significant doubt on the Company's ability to continue as a going concern. If we conclude that a material uncertainty exists, we are required to draw attention in our auditor's report to the related disclosures in the standalone financial statements or, if such disclosures are inadequate, to modify our opinion. Our conclusions are based on the audit evidence obtained up to the date of our auditor's report. However, future events or conditions may cause the Company to cease to continue as a going concern.
- Evaluate the overall presentation, structure and content of the standalone financial statements, including the disclosures, and whether the standalone financial statements represent the underlying transactions and events in a manner that achieves fair presentation.

Materiality is the magnitude of misstatements in the standalone financial statements that, individually or in aggregate, makes it probable that the economic decisions of a reasonably knowledgeable user of the standalone financial statements may be influenced. We consider quantitative materiality and qualitative factors in (i) planning the scope of our audit work and in evaluating the results of our work; and (ii) to evaluate the effect of any identified misstatements in the standalone financial statements.

We communicate with those charged with governance regarding, among other matters, the planned scope and timing of the audit and significant audit findings, including any significant deficiencies in internal control that we identify during our audit.

We also provide those charged with governance with a statement that we have complied with relevant ethical requirements regarding independence, and to communicate with them all relationships and other matters that may reasonably be thought to bear on our independence, and where applicable, related safeguards.

From the matters communicated with those charged with governance, we determine those matters that were of most significance in the audit of the standalone financial statements of the current period and are therefore the key audit matters. We describe these matters in our auditor's report unless law or regulation precludes public disclosure about the matter or when, in extremely rare circumstances, we determine that a matter should not be communicated in our report because the adverse consequences of doing so would reasonably be expected to outweigh the public interest benefits of such communication.

## Report on Other Legal and Regulatory Requirements

1. As required by Section 143(3) of the Act, based on our audit we report that:
  - a) We have sought and obtained all the information and explanations which to the best of our knowledge and belief were necessary for the purposes of our audit.
  - b) In our opinion, proper books of account as required by law have been kept by the Company so far as it appears from our examination of those books.
  - c) The Balance Sheet, the Statement of Profit and Loss including Other Comprehensive Income, the Cash Flow Statement and Statement of Changes in Equity dealt with by this Report are in agreement with the books of account.

- d) In our opinion, the aforesaid standalone financial statements comply with the Ind AS specified under Section 133 of the Act.

- e) On the basis of the written representations received from the directors as on 31st March, 2019 taken on record by the Board of Directors, none of the directors is disqualified as on 31<sup>st</sup> March, 2019 from being appointed as a director in terms of Section 164(2) of the Act.

- f) With respect to the adequacy of the internal financial controls over financial reporting of the Company and the operating effectiveness of such controls, refer to our separate Report in "Annexure A". Our report expresses an unmodified opinion on the adequacy and operating effectiveness of the Company's internal financial controls over financial reporting.

- g) With respect to the other matters to be included in the Auditor's Report in accordance with the requirements of section 197(16) of the Act, as amended,

In our opinion and to the best of our information and according to the explanations given to us, the remuneration paid by the Company to its directors during the year is in accordance with the provisions of section 197 of the Act.

- h) With respect to the other matters to be included in the Auditor's Report in accordance with Rule 11 of the Companies (Audit and Auditors) Rules, 2014, as amended in our opinion and to the best of our information and according to the explanations given to us:

- i. The Company has disclosed the impact of pending litigations on its financial position in its standalone financial statements. Refer Note 31 to the standalone financial statements.
- ii. The Company did not have any long-term contracts including derivative contracts for which there were any material foreseeable losses.
- iii. There has been no delay in transferring amounts, required to be transferred, to the Investor Education and Protection Fund by the Company.

2. As required by the Companies (Auditor's Report) Order, 2016 ("the Order") issued by the Central Government in terms of Section 143(11) of the Act, we give in "Annexure B" a statement on the matters specified in paragraphs 3 and 4 of the Order.

For **DELOITTE HASKINS & SELLS**  
Chartered Accountants  
(Firm's Registration No. 015125N)

**Vijay Agarwal**  
Partner  
(Membership No.094468)

Place: New Delhi  
Date: May 07, 2019

## ANNEXURE "A" TO THE INDEPENDENT AUDITOR'S REPORT

(Referred to in paragraph 1(f) under 'Report on Other Legal and Regulatory Requirements' section of our report of even date)

### Report on the Internal Financial Controls Over Financial Reporting under Clause (f) of Sub-section 3 of Section 143 of the Companies Act, 2013 ("the Act")

We have audited the internal financial controls over financial reporting of Globus Spirits Limited ("the Company") as of March 31, 2019 in conjunction with our audit of the standalone financial statements of the Company for the year ended on that date.

#### Management's Responsibility for Internal Financial Controls

The Company's management is responsible for establishing and maintaining internal financial controls based on the internal control over financial reporting criteria established by the Company considering the essential components of internal control stated in the Guidance Note on Audit of Internal Financial Controls Over Financial Reporting issued by the Institute of Chartered Accountants of India. These responsibilities include the design, implementation and maintenance of adequate internal financial controls that were operating effectively for ensuring the orderly and efficient conduct of its business, including adherence company's policies, the safeguarding of its assets, the prevention and detection of frauds and errors, the accuracy and completeness of the accounting records, and the timely preparation of reliable financial information, as required under the Companies Act, 2013.

#### Auditor's Responsibility

Our responsibility is to express an opinion on the Company's internal financial controls over financial reporting of the Company based on our audit. We conducted our audit in accordance with the Guidance Note on Audit of Internal Financial Controls Over Financial Reporting (the "Guidance Note") issued by the Institute of Chartered Accountants of India and the Standards on Auditing prescribed under Section 143(10) of the Companies Act, 2013, to the extent applicable to an audit of internal financial controls. Those Standards and the Guidance Note require that we comply with ethical requirements and plan and perform the audit to obtain reasonable assurance about whether adequate internal financial controls over financial reporting was established and maintained and if such controls operated effectively in all material respects.

Our audit involves performing procedures to obtain audit evidence about the adequacy of the internal financial controls system over financial reporting and their operating effectiveness. Our audit of internal financial controls over financial reporting included obtaining an understanding of internal financial controls over financial reporting, assessing the risk that a material weakness exists, and testing and evaluating the design and operating effectiveness of internal control based on the assessed risk. The procedures selected depend on the auditor's judgement, including the assessment of the risks of material misstatement of the financial statements, whether due to fraud or error.

We believe that the audit evidence we have obtained is sufficient and appropriate to provide a basis for our audit opinion on the Company's internal financial controls system over financial reporting.

#### Meaning of Internal Financial Controls Over Financial Reporting

A company's internal financial control over financial reporting is a process designed to provide reasonable assurance regarding the reliability of financial reporting and the preparation of financial statements for external purposes in accordance with generally accepted accounting principles. A company's internal financial control over financial reporting includes those policies and procedures that (1) pertain to the maintenance of records that, in reasonable detail, accurately and fairly reflect the transactions and dispositions of the assets of the company; (2) provide reasonable assurance that transactions are recorded as necessary to permit preparation of financial statements in accordance

with generally accepted accounting principles, and that receipts and expenditures of the company are being made only in accordance with authorisations of management and directors of the company; and (3) provide reasonable assurance regarding prevention or timely detection of unauthorised acquisition, use, or disposition of the company's assets that could have a material effect on the financial statements.

## Inherent Limitations of Internal Financial Controls Over Financial Reporting

Because of the inherent limitations of internal financial controls over financial reporting, including the possibility of collusion or improper management override of controls, material misstatements due to error or fraud may occur and not be detected. Also, projections of any evaluation of the internal financial controls over financial reporting to future periods are subject to the risk that the internal financial control over financial reporting may become inadequate because of changes in conditions, or that the degree of compliance with the policies or procedures may deteriorate.

#### Opinion

In our opinion, to the best of our information and according to the explanations given to us, the Company has, in all material respects, an adequate internal financial controls system over financial reporting and such internal financial controls over financial reporting were operating effectively as at March 31, 2019, based on the criteria for internal financial control over financial reporting established by the Company considering the essential components of internal control stated in the Guidance Note on Audit of Internal Financial Controls Over Financial Reporting issued by the Institute of Chartered Accountants of India.

For **DELOITTE HASKINS & SELLS**  
Chartered Accountants  
(Firm's Registration No. 015125N)

**Vijay Agarwal**  
Partner  
(Membership No.094468)

Place: New Delhi  
Date: May 07, 2019

## ANNEXURE "B" TO THE INDEPENDENT AUDITOR'S REPORT

(Referred to in paragraph 2 under 'Report on Other Legal and Regulatory Requirements' section of our report of even date)

- (i) In respect of the Company's fixed assets:
  - (a) The Company has maintained records showing particulars, including situation of fixed assets, however, certain particulars are in the process of being updated.
  - (b) The fixed assets were physically verified during the year by the Management in accordance with a regular program of verification which, in our opinion, provides for physical verification of the fixed assets at reasonable intervals. According to the information and explanations given to us, no material discrepancies were noticed on such verification.
  - (c) According to the information and explanations given to us and the records examined by us and based on the examination of the registered sale deed/ Ikrannama/ Shapathpatra provided to us, we report that, the title deeds, comprising all the immovable properties of land, are held in the name of the Company as at the balance sheet date. Immovable properties of land whose title deeds have been pledged as security for loans are held in the name of the Company based on the confirmations received by us from lenders.
- (ii) As explained to us, the inventories were physically verified during the year by the Management at reasonable intervals, except in case of inventories lying with third parties, where confirmations has been obtained from third parties in respect of such inventories, and no material discrepancies were noticed on physical verification.
- (iii) According to the information and explanations given to us, the Company has granted loans, secured or unsecured, to companies, firms, Limited Liability Partnerships or other parties covered in the Register maintained under Section 189 of the Companies Act, 2013. In respect of which:
  - (a) The terms and conditions of the grant of such loans amounting to Rs. 1,681.84 lacs given to a subsidiary are, in our opinion, prima facie, not prejudicial to the Company's interest.

- (b) According to the information and explanations given to us, the above loans are receivable on demand, which as informed to us, have not been recalled by the Company. In the absence of any stipulated schedule of repayment of principal and payment of interest, we are unable to comment on the regularity of the repayments or receipts of principal amounts and interest.
- (c) According to the information and explanations given to us, the above loans are receivable on demand, which as informed to us, have not been recalled by the Company. Accordingly, there is no overdue amount remaining outstanding as at the balance sheet date.
- (iv) In our opinion and according to the information and explanations given to us, the Company has complied with the provisions of Sections 185 and 186 of the Companies Act, 2013 in respect of grant of loans, making investments and providing guarantees and securities, as applicable.
- (v) According to the information and explanations given to us, the Company has not accepted any deposit under Sections 73 to 76 or any other relevant provisions of the Companies Act, 2013 and the Companies (Acceptance of Deposits) Rules, 2014, as amended.
- (vi) The maintenance of cost records has been specified by the Central Government under section 148(1) of the Companies Act, 2013. We have broadly reviewed the cost records maintained by the Company pursuant to the Companies (Cost Records and Audit) Rules, 2014, as amended prescribed by the Central Government under sub-section (1) of Section 148 of the Companies Act, 2013, and are of the opinion that, prima facie, the prescribed cost records have been made and maintained. We have, however, not made a detailed examination of the cost records with a view to determine whether they are accurate or complete.
- (vii) According to the information and explanations given to us, in respect of statutory dues:
- (a) The Company has generally been regular in depositing undisputed statutory dues, including Provident Fund, Employees' State Insurance, Income-tax, Goods and Services Tax, Customs Duty, cess and other material statutory dues applicable to it to the appropriate authorities. Also, refer Note No. 31 of Standalone Ind AS financial statements regarding management's assessment on certain matters relating to the provident fund.
- (b) There were no undisputed amounts payable in respect of Provident Fund, Employees' State Insurance, Income-tax, Goods and Services Tax, Customs Duty, Cess and other material statutory dues in arrears as at March 31, 2019 for a period of more than six months from the date they became payable.
- (c) Details of dues of Sales tax and Excise Duty which have not been deposited as at March 31, 2019 on account of disputes are given below:

Name of Statute	Nature of Dues	Forum where Dispute is Pending	Period to which the Amount Relates (Financial Year)	Amount Involved (₹ In Lacs) *
Excise Laws	Excise Duty	High Court	1995-96, 2004-10	197.39
		Appellate authority upto Commissioners' level	1996-97	11.11
Sales Tax Laws	Sales tax	Haryana Tax Tribunal	2010-11	120.55
Sales Tax Laws	Sales tax	Supreme Court	2004-06, 2007-08, 2009-10	324.68

\* Amount as per demand orders including interest and penalty wherever indicated in the Order. No amount has been paid under protest.

There were no dues of Income Tax, Service Tax, Customs Duty, Value Added Tax and Goods and services tax which have not been deposited as at March 31, 2019 on account of disputes.

- (viii) In our opinion and according to the information and explanations given to us, the Company has not defaulted in the repayment of loans or borrowings to financial institutions and banks. The Company has not taken any loan or borrowing from government and has not issued any debentures.

- (ix) In our opinion and according to the information and explanations given to us, money raised by way of term loans have been applied by the Company during the year for the purposes for which they were raised other than temporary deployment pending application of proceeds. The Company has not raised moneys by way of initial public offer (including debt instruments) during the year.
- (x) To the best of our knowledge and according to the information and explanations given to us, no fraud by the Company and no material fraud on the Company by its officers or employees has been noticed or reported during the year.
- (xi) In our opinion and according to the information and explanations given to us, the Company has paid managerial remuneration in accordance with the requisite approvals mandated by the provisions of section 197 read with Schedule V to the Companies Act, 2013.
- (xii) The Company is not a Nidhi Company and hence reporting under clause (xii) of the CARO 2016 Order is not applicable.
- (xiii) In our opinion and according to the information and explanations given to us the Company is in compliance with Section 177 and 188 of the Companies Act, 2013, where applicable, for all transactions with the related parties and the details of related party transactions have been disclosed in the financial statements as required by the applicable accounting standards.
- (xiv) During the year the Company has not made any preferential allotment or private placement of shares or fully or partly convertible debentures and hence reporting under clause (xiv) of CARO 2016 is not applicable to the Company.
- (xv) In our opinion and according to the information and explanations given to us, during the year the Company has not entered into any non-cash transactions with its directors or directors of its holding, subsidiary or associate company or persons connected with them and hence provisions of section 192 of the Companies Act, 2013 are not applicable.
- (xvi) The Company is not required to be registered under section 45-IA of the Reserve Bank of India Act, 1934.

For **DELOITTE HASKINS & SELLS**  
Chartered Accountants  
(Firm's Registration No. 015125N)

**Vijay Agarwal**  
Partner  
(Membership No.094468)

Place: New Delhi  
Date: May 07, 2019

# Standalone Balance Sheet

as at March 31, 2019

(₹ in Lacs)

Particulars	Note	As at March 31, 2019	As at March 31, 2018
<b>I. ASSETS</b>			
<b>1 Non - current assets</b>			
(a) Property, plant and equipment	2	57,364.01	60,854.01
(b) Capital work-in-progress	3	1,176.00	12.83
(c) Intangible assets under development	4	61.29	34.13
(d) Financial assets			
(i) Investments	5	494.93	494.63
(ii) Loans	6 (a)	1,931.05	837.80
(iii) Others financial assets	7 (a)	1,193.37	1,242.14
(e) Income tax assets (net)	8	153.24	319.15
(f) Other non current assets	9 (a)	1,500.78	1,536.23
<b>Total non-current assets</b>		<b>63,874.67</b>	<b>65,330.92</b>
<b>2 Current assets</b>			
(a) Inventories	10	7,083.69	6,038.14
(b) Financial assets			
(i) Trade receivables	11	4,755.26	4,835.13
(ii) Cash and cash equivalents	12 (a)	157.13	163.09
(iii) Bank balances other than (ii) above	12 (b)	90.74	72.34
(iv) Loans	6 (b)	576.73	102.74
(v) Others financial assets	7 (b)	99.96	101.23
(c) Other current assets	9 (b)	1,345.25	1,035.56
<b>Total current assets</b>		<b>14,108.76</b>	<b>12,348.23</b>
<b>TOTAL ASSETS</b>		<b>77,983.43</b>	<b>77,679.15</b>
<b>II. EQUITY AND LIABILITIES</b>			
<b>1 Equity</b>			
(a) Equity share capital	13	2,879.93	2,879.93
(b) Other equity		38,120.94	35,056.60
		<b>41,000.87</b>	<b>37,936.53</b>
<b>2 Liabilities</b>			
<b>Non - current liabilities</b>			
(a) Financial liabilities			
(i) Borrowings	14	16,928.66	14,348.66
(b) Provisions	16 (a)	171.60	169.75
(c) Deferred tax liabilities (net)	17	2,414.86	2,586.92
(d) Other non current liabilities	18 (a)	248.95	271.42
<b>Total non-current liabilities</b>		<b>19,764.07</b>	<b>17,376.75</b>
<b>3 Current liabilities</b>			
(a) Financial liabilities			
(i) Borrowings	19	3,141.64	7,857.05
(ii) Trade payables	20	-	-
-Total outstanding dues of micro enterprises and small enterprises		-	-
-Total Outstanding dues to creditors other than Micro Enterprises and Small Enterprises		9,286.57	9,619.55
(iii) Other financial liabilities	15	3,638.18	3,787.37
(b) Other current liabilities	18 (b)	885.45	953.46
(c) Current tax liabilities (net)	21	101.78	-
(d) Provisions	16 (b)	164.87	148.44
<b>Total current liabilities</b>		<b>17,218.49</b>	<b>22,365.87</b>
<b>Total liabilities</b>		<b>36,982.56</b>	<b>39,742.62</b>
<b>TOTAL EQUITY AND LIABILITIES</b>		<b>77,983.43</b>	<b>77,679.15</b>

See accompanying notes to the standalone financial statements  
In terms of our report attached.

**For Deloitte Haskins & Sells**  
Chartered Accountants

**Vijay Agarwal**  
Partner

**For and on behalf of the Board of Directors**

**Ajay K. Swarup**  
Managing Director  
DIN-00035194

**Santosh Kumar Pattanayak**  
Company Secretary  
ACS-18721

**Bhaskar Roy**  
Executive Director  
DIN-02805627

**Shekhar Swarup**  
Joint Managing Director  
DIN-00445241

**Ajay Goyal**  
Chief Financial Officer

Place : New Delhi  
Date : May 07, 2019

Place : New Delhi  
Date : May 07, 2019

# Standalone Statement of Profit and Loss

## for the year ended March 31, 2019

(₹ in Lacs)

Particulars	Note	For the year ended March 31, 2019	For the year ended March 31, 2018
<b>I</b> Revenue from operations	22	1,07,346.87	(Restated) 93,221.40
<b>II</b> Other income	23	795.21	539.75
<b>III Total income (I + II)</b>		<b>1,08,142.08</b>	<b>93,761.15</b>
<b>IV Expenses:</b>			
(a) Cost of materials consumed	24	60,051.25	51,659.60
(b) Changes in inventories of finished goods, stock in trade and work in progress	25	(301.82)	30.75
(c) Excise duty on sale of goods		8,915.10	7,714.05
(d) Employee benefits expense	26	2,560.80	2,280.50
(e) Finance costs	27	2,630.53	2,713.61
(f) Depreciation expense	28	3,610.68	3,619.09
(g) Other expenses	29	26,699.55	24,589.09
<b>Total expenses (IV)</b>		<b>1,04,166.09</b>	<b>92,606.69</b>
<b>V Profit before tax (III - IV)</b>		<b>3,975.99</b>	<b>1,154.46</b>
<b>VI Tax expense:</b>			
(a) Current tax	30 (a)	932.46	255.03
(b) Deferred tax	30 (b)	520.53	196.97
(c) Tax relating to previous year		(533.83)	-
		<b>919.16</b>	<b>452.00</b>
<b>VII Profit for the year (V - VI)</b>		<b>3,056.83</b>	<b>702.46</b>
<b>VIII Other comprehensive income (OCI)</b>			
(i) Items that will not be reclassified to profit or loss		11.46	6.49
(ii) Income tax relating to items that will not be reclassified to Profit or Loss	30 (c)	(3.97)	(2.25)
<b>Other comprehensive income</b>		<b>7.49</b>	<b>4.24</b>
<b>IX Total comprehensive income for the year (VII + VIII)</b>		<b>3,064.32</b>	<b>706.70</b>
<b>X Earnings per share (of ₹ 10 each):</b>			
Basic (in ₹)		10.64	2.45
Diluted (in ₹)		10.64	2.45

See accompanying notes to the standalone financial statements  
In terms of our report attached.

**For Deloitte Haskins & Sells**  
Chartered Accountants

**Vijay Agarwal**  
Partner

**For and on behalf of the Board of Directors**

**Ajay K. Swarup**  
Managing Director  
DIN-00035194

**Bhaskar Roy**  
Executive Director  
DIN-02805627

**Shekhar Swarup**  
Joint Managing Director  
DIN-00445241

**Santosh Kumar Pattanayak**  
Company Secretary  
ACS-18721

**Ajay Goyal**  
Chief Financial Officer

Place : New Delhi  
Date : May 07, 2019

Place : New Delhi  
Date : May 07, 2019

# Standalone Statement of Cash Flow

## for the year ended March 31, 2019

(₹ in Lacs)

Particulars	For the year ended March 31, 2019		For the year ended March 31, 2018	
<b>A. Cash flow from operating activities</b>		<b>3,056.83</b>		<b>702.46</b>
Profit for the year				
Adjustments for :				
Income tax expense recognised in profit and loss	919.16		452.00	
Depreciation expense	3,610.68		3,619.09	
Amortisation of non current assets	10.72		10.72	
Loss on disposal of property, plant and equipments	0.36		11.88	
Finance cost	2,630.53		2,713.61	
Interest income	(237.18)		(153.11)	
Liabilities written back	(175.75)		(105.58)	
Credit impaired trade and other receivables, loans and advances written off	0.10		82.38	
Loss allowance on credit impaired trade receivables and advances	392.06		34.93	
	<b>7,150.68</b>		<b>6,665.92</b>	
<b>Operating profit before working capital changes</b>		<b>10,207.51</b>		<b>7,368.39</b>
Movement in working capital:				
(Increase)/decrease in inventories	(1,045.55)		744.93	
(Increase)/decrease in trade receivables	(256.43)		(1,391.25)	
(Increase)/decrease in other assets	(1,640.81)		(74.49)	
Increase/(decrease) in trade payables	(157.24)		(616.90)	
Increase/(Decrease) in other liabilities	(134.50)		(238.76)	
Increase/(decrease) in current provisions	29.75		57.68	
	<b>(3,204.78)</b>		<b>(1,518.79)</b>	
<b>Cash generated from operations</b>		<b>7,002.73</b>		<b>5,849.60</b>
Income taxes paid		(868.33)		(273.78)
<b>Net cash flow (used) / from operating activities (A)</b>		<b>6,134.40</b>		<b>5,575.82</b>
<b>B. Cash flow from investing activities</b>				
Payment for Property, plant and equipment	(2,998.50)		(2,184.45)	
Proceeds from government grants	1,320.46		303.91	
Proceeds from disposal of property, plant and equipments	12.65		-	
Payment to acquire financial assets	(0.30)		-	
Interest received	238.45		184.05	
Movement in bank balances not considered as cash and cash equivalents	30.37		733.69	
<b>Net cash flow from / (used in) investing activities (B)</b>		<b>(1,396.87)</b>		<b>(962.79)</b>
<b>C. Cash flow from financing activities</b>				
Proceeds from borrowings (Net)	(2,169.22)		(2,043.30)	
Interest and other borrowing cost paid	(2,574.28)		(2,635.95)	
<b>Net cash flow from / (used in) financing activities (C)</b>		<b>(4,743.50)</b>		<b>(4,679.25)</b>
<b>Net increase / (decrease) in Cash and cash equivalents (A+B+C)</b>		<b>(5.96)</b>		<b>(66.22)</b>
Cash and cash equivalents at the beginning of the year		163.09		229.31
<b>Cash and cash equivalents at the end of the year</b>		<b>157.13</b>		<b>163.09</b>

See accompanying notes to the standalone financial statements  
In terms of our report attached.

**For Deloitte Haskins & Sells**  
Chartered Accountants

**Vijay Agarwal**  
Partner

**For and on behalf of the Board of Directors**

**Ajay K. Swarup**  
Managing Director  
DIN-00035194

**Bhaskar Roy**  
Executive Director  
DIN-02805627

**Shekhar Swarup**  
Joint Managing Director  
DIN-00445241

**Santosh Kumar Pattanayak**  
Company Secretary  
ACS-18721

**Ajay Goyal**  
Chief Financial Officer

Place : New Delhi  
Date : May 07, 2019

Place : New Delhi  
Date : May 07, 2019

# Standalone Statement of Changes in Equity

## for the year ended March 31, 2019

### a. Equity share capital

(₹ in Lacs)

Particulars	Amount
<b>Balance as at April 1, 2017</b>	<b>2,879.93</b>
Changes in equity share capital during the year (refer note 13)	-
<b>Balance as at March 31, 2018</b>	<b>2,879.93</b>
Changes in equity share capital during the year (refer note 13)	-
<b>Balance as at March 31, 2019</b>	<b>2,879.93</b>

### b. Other equity

(₹ in Lacs)

Particulars	Other equity			
	Reserves and surplus			Total
	Securities premium account	General reserve	Surplus in Statement of Profit and Loss	
<b>Balance as at March 31, 2017</b>	14,894.92	1,415.65	18,039.33	<b>34,349.90</b>
1. Profit for the year	-	-	702.46	<b>702.46</b>
2. Other comprehensive income for the year, net of income tax	-	-	4.24	<b>4.24</b>
<b>Total comprehensive income for the year</b>	-	-	<b>18,746.03</b>	<b>35,056.60</b>
<b>Balance as at March 31, 2018</b>	<b>14,894.92</b>	<b>1,415.65</b>	<b>18,746.03</b>	<b>35,056.60</b>
1. Profit for the year	-	-	3,056.83	<b>3,056.83</b>
2. Other comprehensive income for the year, net of income tax	-	-	7.49	<b>7.49</b>
<b>Total comprehensive income for the year</b>	-	-	<b>3,064.32</b>	<b>3,064.32</b>
<b>Balance as at March 31, 2019</b>	<b>14,894.92</b>	<b>1,415.65</b>	<b>21,810.35</b>	<b>38,120.94</b>

See accompanying notes to the standalone financial statements  
In terms of our report attached.

**For Deloitte Haskins & Sells**  
Chartered Accountants

**Vijay Agarwal**  
Partner

**For and on behalf of the Board of Directors**

**Ajay K. Swarup**  
Managing Director  
DIN-00035194

**Bhaskar Roy**  
Executive Director  
DIN-02805627

**Shekhar Swarup**  
Joint Managing Director  
DIN-00445241

**Santosh Kumar Pattanayak**  
Company Secretary  
ACS-18721

**Ajay Goyal**  
Chief Financial Officer

Place : New Delhi  
Date : May 07, 2019

Place : New Delhi  
Date : May 07, 2019

# Notes forming part of the standalone financial statements for the year ended March 31, 2019

## **Note 1 - General information and Significant Accounting Policies**

### **Note 1.1 - General information**

Globus Spirits Limited (the Company) is a public Company domiciled in India and incorporated under the provisions of the Companies Act. The registered office of the Company is located at F-0, Ground Floor, The Mira Corporate Suites, Plot No. 1 & 2, Ishwar Nagar, Mathura Road, New Delhi - 110065. The Company is primarily engaged in the business of manufacture and sale of Indian Made Indian Liquor (IMIL), Bulk Alcohol and Franchise Bottling.

### **Note 1.2 - Statement of compliance**

These standalone Ind AS financial statements of the Company have been prepared in accordance with the Indian Accounting Standards (Ind AS) as prescribed under the Companies (Indian Accounting Standards) Rules, 2015.

### **Note 1.3 - Significant Accounting Policies**

#### **I Basis of preparation and presentation**

The financial statements have been prepared on accrual basis under the historical cost basis except for certain financial instruments which are measured at fair value at the end of each reporting period.

Fair value is the price that would be received to sell an asset or paid to transfer a liability in an orderly transaction between market participants at the measurement date, regardless of whether that price is directly observable or estimated using another valuation technique. In estimating the fair value of an asset or a liability, the Company takes into account the characteristics of the asset or liability if market participants would take those characteristics into account when pricing the asset or liability at the measurement date. Fair value for measurement and/or disclosure purposes in these financial statements is determined on such a basis, except for leasing transactions that are within the scope of Ind AS 17, and measurements that have some similarities to fair value but are not fair value, such as net realizable value in Ind AS 2 or value in use in Ind AS 36. In addition, for financial reporting purposes, fair value measurements are categorised into Level 1, 2, or 3 based on the degree to which the inputs to the fair value measurements are observable and the significance of the inputs to the fair value measurement in its entirety, which are described as follows:

Level 1 inputs are quoted prices (unadjusted) in active markets for identical assets or liabilities that the entity can access at the measurement date;

Level 2 inputs are inputs, other than quoted prices included within Level 1, that are observable for the asset or liability, either directly or indirectly; and

Level 3 inputs are unobservable inputs for the asset or liability.

#### **II Revenue recognition**

##### **Revenue from contracts with customers**

###### **Sale of goods**

The Company derives revenue from manufacture and sale of Indian Made Indian Liquor (IMIL), Bulk alcohol and Franchise Bottling.

The Company has applied Ind AS 115 'Revenue from contracts with customers' with effect from 1 April 2018, using the retrospective method with restatement of comparative period. Upon application of Ind AS 115, Revenue is recognized upon transfer of control of promised goods to the customers. The point at which control passes is determined by each customer arrangement when there is no unfulfilled obligation that could affect the customer's acceptance of goods.

At contract inception, the company assesses its promise to transfer products or services to a customer to identify separate performance obligations. Where the contracts include multiple performance obligations, the transaction price is allocated to each performance obligation based on the standalone selling prices.

Revenue is measured based on the transaction price i.e. the consideration to which the Company expects to be entitled from a customer, net of returns and allowances, trade discounts and volume rebates. Revenue includes both fixed and variable consideration. Variable consideration arises on the sale of goods as a result of discounts and allowances given and accruals for estimated future returns and rebates. Revenue is not recognised in full until it is highly probable that a significant reversal in the amount of cumulative revenue recognised will not occur. The methodology and assumptions used to estimate rebates and returns are monitored and adjusted regularly in the light of contractual and legal obligations, historical trends and past experience. Once the uncertainty associated with the returns and rebates is resolved, revenue is adjusted accordingly. Revenue includes excise duty but excludes goods and services tax.

##### **Critical judgements**

Judgement is required to determine the transaction price for the contract

**Transaction Price:** The transaction price could either be a fixed amount of customer consideration or variable consideration with elements such as discounts and incentives. The estimated amount of variable consideration is adjusted in the transaction price only to the extent that it is highly probable that a significant reversal in the amount of cumulative revenue recognized will not occur and is reassessed at the end of each reporting period.

##### **Rendering of services**

Revenue from bottling contracts with brand franchise is recognised in the accounting period in which the services are rendered and related costs are incurred in accordance with the agreement between the parties.

##### **Other Operating income**

Income from export incentives are recognised on an accrual basis.

##### **Other income**

Interest income is recognised using the effective interest rate method. The effective interest rate is the rate that exactly discounts estimated future cash receipts through the expected life of the financial asset to the gross carrying amount of a financial asset. When calculating the effective interest rate, the Company estimates the expected cash flows by considering all the contractual terms of the financial instrument but does not consider the expected credit losses.

### III Property, plant and equipment

- i. Property, plant and equipment are stated at cost of acquisition or construction less accumulated depreciation and impairment losses, if any.

All items of property, plant and equipment have been measured at fair value at the date of transition to Ind-AS. The Company has opted for such fair valuation as deemed cost as at the transition date i. e. April 01, 2016.

Cost is inclusive of inward freight, duties and taxes and incidental expenses related to acquisition or construction. All upgradation / enhancements are charged off as revenue expenditure unless they bring similar significant additional benefits. An item of property, plant and equipment is derecognised upon disposal or when no future economic benefits are expected to arise from the continued use of asset. Any gain or loss arising on the disposal or retirement of an item of property, plant and equipment is determined as the difference between the sales proceeds and the carrying amount of the asset and is recognised in the Statement of Profit and Loss. Depreciation of these assets commences when the assets are ready for their intended use which is generally on commissioning. Items of property, plant and equipment are depreciated in a manner that amortizes the cost (or other amount substituted for cost) of the assets after commissioning, less its residual value, over their useful lives as specified in Schedule II of the Companies Act, 2013 on a straight line basis.

Subsequent costs are included in the assets's carrying amount or recognised as a separate asset, as appropriate, only when it is probable that future economic benefits associated with the item will flow to the company and the cost of the item can be measured reliably. The carrying amount of any component accounted for as a separate asset is derecognised when replaced. All other repairs and maintenance are charged to profit or loss during the reporting period in which they are incurred.

Govt Grants related to purchase of property , plant & equipments are presented in the balance sheet as a deduction from the carrying amount of property ,plant and equipment.

- ii. Machinery spares which can be used only in connection with an item of fixed asset and whose use is expected to be irregular are capitalised and depreciated over the useful life of the principal item of the relevant assets.
- iii. Capital work-in-progress  
Projects under which tangible fixed assets are not yet ready for their intended use are carried at cost, comprising direct cost, related incidental expenses and attributable interest.

### IV Intangible assets :

Intangible assets under development

Development costs that are directly attributable to the design and testing of identifiable and unique software products controlled by the company will be recognised as intangible assets when the following criteria are met:

- it is technically feasible to complete the software so that it will be available for use
- management intends to complete the software and use or sell it
- there is an ability to use or sell the software
- it can be demonstrated how the software will generate probable future economic benefits
- adequate technical, financial and other resources to complete the development and to use or sell the software are available, and
- the expenditure attributable to the software during its development can be reliably measured.

Expenditure on intangible assets eligible for capitalisation are carried as Intangible assets under development where such assets are not yet ready for their intended use.

### V A. Depreciation / amortisation

- i. Depreciation has been provided on the cost of the assets less their residual values on straight line method on the basis of estimated useful life of the assets as prescribed in Schedule II to the Companies Act, 2013.

Estimated useful lives of the assets is as given below :

Asset	Useful Life
Buildings (including roads)	10-60 years
Plant and machinery	5-25 years
Furniture and fixtures	10 years
Computers and data processing units	3-6 years
Electrical installations and equipment	10 years
Vehicles	8 years
Office equipments	5 years

- ii. Depreciable amount for assets is the cost of an asset, or other amount substituted for cost, less its estimated residual value.

### B. Impairment

#### (i) Financial assets

The Company recognizes loss allowances using the expected credit loss for the financial assets which are not measured at fair value through profit or loss. Loss allowance for trade receivables with no significant financing component is measured at an amount equal to lifetime expected credit loss.

#### (ii) Non - financial assets

##### Tangible and intangible assets

Property, plant and equipment and intangible assets are tested for impairment whenever events or changes in circumstances indicate that the carrying amount may not be recoverable. If any such indication exists, the recoverable amount (i.e. higher of the fair value less cost of disposal and the value-in-use) is determined on an individual asset basis to determine the extent of the impairment loss (if any). An impairment loss is recognised in the statement of profit or loss. The Company reviews at each reporting date if there is any indication that an asset may be impaired. Non financial assets that suffered an impairment are reviewed for possible reversal of the impairment at the end of each reporting period.

### VI Foreign currency transactions

Transactions in foreign currency are recorded on initial recognition at the exchange rate prevailing at the time of transaction.

Monetary items (i.e. trade receivables) denominated in foreign currency are reported using the closing exchange rate on each balance sheet date.

The exchange differences arising on the settlement of monetary items or on reporting these items at rates different from rates at which these were initially recorded / reported in previous financial statements are recognised as income / expense in the period in which they arise.

## VII Financial instruments

### Initial recognition

Financial assets and financial liabilities are initially measured at fair value. Transaction costs that are directly attributable to the acquisition or issue of financial assets and financial liabilities (other than financial assets and financial liabilities at fair value through profit or loss) are added to or deducted from the fair value of financial asset or financial liabilities, as appropriate, on initial recognition.

### Subsequent measurement

**(i) Financial assets carried at amortised cost :** A financial asset is subsequently measured at amortised cost if it is held in order to collect contractual cash flows and the contractual terms of the financial asset give rise on specified dates to cash flows that are solely payments of principal and interest on the principal amount outstanding.

**(ii) Financial assets carried at fair value through other comprehensive income (FVTOCI):** A financial asset is subsequently measured at FVTOCI if it is held not only for collection of cash flows arising from payments of principal and interest but also from the sale of such assets. Such assets are subsequently measured at fair value, with unrealised gains and losses arising from changes in the fair value being recognised in other comprehensive income.

**(iii) Financial assets carried at fair value through profit or loss (FVTPL):** A financial asset which is not classified in any of the above categories (at amortised cost or through other comprehensive income) are subsequently measured at fair value through profit or loss.

**(iv) Investment in subsidiary :** Investment in subsidiary is carried at cost less impairment, if any, in the separate financial statements.

**(v) Financial liabilities :** Financial liabilities are subsequently measured at amortized cost using the effective interest method. For trade and other payables maturing within one year from the Balance Sheet date, the carrying amounts approximate fair value due to the short maturity of these instruments.

## VIII Impairment of investments

The Company reviews its carrying value of long term investments in equity shares of subsidiary carried at cost at the end of each reporting period. If the recoverable amount is less than its carrying amount, the impairment loss is accounted for.

## IX Inventories

Inventories are valued at the lower of cost (weighted average basis) and the net realisable value after providing for obsolescence and other losses, where considered necessary.

Cost includes all charges in bringing the goods to the point of sale, including octroi and other levies, transit insurance and receiving charges. Work-in-progress and finished goods include appropriate proportion of overheads and, where applicable, excise duty.

## X Employee benefits

The Company has various schemes of employee benefits such as provident fund, employee state insurance scheme and gratuity fund, which are dealt with as under:

- i. The Company's contribution to provident fund and employee state insurance scheme are considered as defined contribution plans and are charged as an expense based on the amount of contribution required to be made and when services are rendered by the employees.
- ii. For defined benefit plans in the form of gratuity fund the cost of providing benefits is determined using the Projected Unit Credit method, with actuarial valuations being carried out at each balance sheet date. Actuarial gains and losses are recognised in the Statement of Profit and Loss in the period in which they occur.
- iii. The undiscounted amount of short-term employee benefits expected to be paid in exchange for the services rendered by employees are recognised during the year when the employees render the service. These benefits include performance incentive which are expected to occur within twelve months after the end of the period in which the employee renders the related service.

The cost of short-term compensated absences is accounted when the absences occur.

## XI Contingent liabilities and provisions

Contingent liabilities are disclosed after evaluation of the facts and legal aspects of the matter involved, in line with the provisions of Ind AS 37. The Company records a liability for any claims where a potential loss probable and capable of being estimated and discloses such matters in its financial statements, if material. For potential losses that are considered possible, but not probable, the Company provides disclosures in the financial statements but does not record a liability in its financial statements unless the loss becomes probable. Provisions are recognised when the Company has a present obligation (legal / constructive) as a result of a past event, for which it is probable that a cash outflow may be required and a reliable estimate can be made of the amount of the obligation. When a provision is measured using the cash flows estimated to settle the present obligation, its carrying amount is the present value of those cash flows (when the effect of the time value of money is material).

## XII Leases

Lease payments under operating leases are recognised as an expense in the statement of profit and loss on a straight-line basis over the lease term unless another systematic basis is more representative of the time pattern of the Company's benefit. Where the rentals are structured solely to increase in line with expected general inflation to compensate for the lessor's expected inflationary cost increases, such increases are recognised in the year in which such benefits accrue. Contingent rentals arising under operating leases are recognised as an expense in the period in which they are incurred.

Financial lease transactions entered are considered as financial arrangements and the leased assets are capitalised on an amount equal to the present value of future lease payments and corresponding amount is recognised as a liability. The lease payments made are apportioned between finance charge and reduction of outstanding liability in relation to leased asset.

### **XIII Earnings per share**

Basic earnings / (loss) per share is calculated by dividing the net profit / (loss) for the current year attributable to equity shareholders by the weighted average number of equity shares outstanding during the year. The number of shares used in computing diluted earnings per share comprises the weighted average share considered for calculating basic earnings / (loss) per share, and also the weighted average number of shares, which would have been issued on the conversion of all dilutive potential equity shares.

### **XIV Income taxes**

Provision for current taxation is ascertained on the basis of assessable profits computed in accordance with the provisions of the Income-tax Act, 1961.

Minimum Alternate Tax (MAT) paid in accordance with the tax laws, which gives future economic benefits in the form of adjustment to future income tax liability, is considered as an asset if there is convincing evidence that the Company will pay normal income tax. Accordingly, MAT is recognised as an asset in the Balance Sheet when it is highly probable that future economic benefit associated with it will flow to the Company.

Deferred tax is provided on temporary differences between the tax bases of assets and liabilities and their carrying amounts at the reporting date. Deferred tax is measured using the tax rates and the tax laws enacted or substantively enacted as at the reporting date. Deferred tax assets and liabilities are offset if such items relate to taxes on income levied by the same governing tax laws and the Company has a legally enforceable right for such set off. The carrying amount of deferred tax assets is reviewed at each reporting date and reduced to the extent that it is no longer probable that sufficient taxable profit will be available to allow all or part of the deferred tax asset to be utilised. Unrecognised deferred tax assets are re-assessed at each reporting date and are recognised to the extent that it has become probable that future taxable profits will allow the deferred tax asset to be recovered. Deferred tax relating to items recognised outside statement of profit and loss is recognised outside statement of profit and loss i.e. in other comprehensive income. Deferred tax assets are recognised only to the extent that it is probable that the temporary differences will reverse in the foreseeable future and taxable profit will be available against which the temporary differences can be utilised.

### **XV Use of estimates and judgement**

The preparation of the financial statements in conformity with recognition and measurement principles of Ind AS requires the Management to make estimates and assumptions considered in the reported amounts of assets and liabilities (including contingent liabilities) and the reported income and expenses during the year. Estimates and underlying assumptions are reviewed on an ongoing basis. Revisions to accounting estimates are recognized in the period in which estimates are revised if the revision affects only that period or in the period of the revision and future periods if the revision affects both current and future periods. The following are the key assumptions concerning the future, and other sources of estimation uncertainty at the end of the reporting period that may have risk of causing a material adjustment to the carrying amounts of assets and liabilities in future are:

(i) Useful lives and residual value of property, plant and equipment and intangible assets: Useful life and residual value are determined by the management based on a technical evaluation considering nature of asset, past experience, estimated usage of the asset, vendor's advice etc and same is reviewed at each financial year end.

(ii) Impairment of investments : The Company has reviewed its carrying value of long term investments in equity of subsidiary carried at cost at the end of each reporting period. If the recoverable amount is less than its carrying amount, the impairment loss is accounted for.

(iii) Deferred tax assets : The Company has reviewed the carrying amount of deferred tax assets including MAT credit entitlement at the end of each reporting period and reduced to the extent that it is no longer probable that sufficient taxable profits will be available to allow all or part of the asset to be recovered.

(iv) Transaction Price - Sale of goods: The transaction price could either be a fixed amount of customer consideration or variable consideration with elements such as discounts and incentives. The estimated amount of variable consideration is adjusted in the transaction price only to the extent that it is highly probable that a significant reversal in the amount of cumulative revenue recognized will not occur and is reassessed at the end of each reporting period.

### **XVI Operating cycle**

Based on the nature of products / activities of the Company and the normal time between acquisition of assets and their realisation in cash or cash equivalents, the Company has determined its operating cycle as 12 months for the purpose of classification of its assets and liabilities as current and non-current.

### **XVII Government grants, subsidies and export incentives**

Grants from the government are recognised at their fair value where there is a reasonable assurance that the grant will be received and the company will comply with all attached conditions.

Government grants and subsidies are recognised as income over the periods necessary to match them with the costs for which they are intended to compensate, on a systematic basis.

Government grants related to purchase of property, plant and equipments are presented in the balance sheet as a deduction from the carrying amount of property, plant and equipments.

### **XVIII Borrowing costs**

Borrowing costs include interest and amortisation of ancillary costs incurred. Costs in connection with the borrowing of funds to the extent not directly related to the acquisition of qualifying assets are charged to the Statement of Profit and Loss as and when incurred. Borrowing costs, allocated to and utilised for qualifying assets, pertaining to the period from commencement of activities relating to construction / development of the qualifying asset up to the date of capitalisation of such asset are added to the cost of the assets. Capitalisation of borrowing costs is suspended and charged to the Statement of Profit and Loss during extended periods when active development activity on the qualifying assets is interrupted.

### **XIX Derivative contracts**

The Company enters into derivative contracts in the nature of foreign currency forward contracts with an intention to hedge its existing assets and liabilities and highly probable transactions in foreign currency. Derivative contracts which are closely linked to the existing assets and liabilities are accounted as per the policy stated for Foreign currency transactions and translations.

The Company uses derivative financial instruments, such as forward currency contracts to hedge its foreign currency risks. Such derivative financial instruments are initially recognised at fair value on the date on which a derivative contract is entered into and are subsequently re-measured at fair value. Derivatives are carried as financial assets when the fair value is positive and as financial liabilities when the fair value is negative.

## **XX Cash and Cash Equivalents**

Cash comprises of cash on hand and bank. Cash equivalents are short term balances, highly liquid investments that are readily convertible into known amounts of cash and which are subject to insignificant risk of changes in value.

## **XXI Recent accounting pronouncement issued but not yet effective upto the date of issuance of financial statements**

**Ind AS 116 Leases** : On March 30, 2019, Ministry of Corporate Affairs has notified Ind AS 116, Leases. Ind AS 116 will replace the existing leases Standard, Ind AS 17 Leases, and related Interpretations. The Standard sets out the principles for the recognition, measurement, presentation and disclosure of leases for both parties to a contract i.e., the lessee and the lessor. Ind AS 116 introduces a single lessee accounting model and requires a lessee to recognize assets and liabilities for all leases with a term of more than twelve months, unless the underlying asset is of low value. Currently, operating lease expenses are charged to the statement of Profit & Loss. The Standard also contains enhanced disclosure requirements for lessees. Ind AS 116 substantially carries forward the lessor accounting requirements in Ind AS 17.

The effective date for adoption of Ind AS 116 is annual periods beginning on or after April 1, 2019. The standard permits two possible methods of transition:

- Full retrospective – Retrospectively to each prior period presented applying Ind AS 8 Accounting Policies, Changes in Accounting Estimates and Errors
- Modified retrospective – Retrospectively, with the cumulative effect of initially applying the Standard recognized at the date of initial application.

Under modified retrospective approach, the lessee records the lease liability as the present value of the remaining lease payments, discounted at the incremental borrowing rate and the right of use asset either as:

- Its carrying amount as if the standard had been applied since the commencement date, but discounted at lessee's incremental borrowing rate at the date of initial application or
- An amount equal to the lease liability, adjusted by the amount of any prepaid or accrued lease payments related to that lease recognized under Ind AS 17 immediately before the date of initial application.

Certain practical expedients are available under both the methods.

The company is in the process of evaluating the impact of transitioning from old standard i.e., Ind AS 17 to new standard i.e., Ind AS 116 and the transition approach.

## **Appendix C to Ind AS 12, Uncertainty over Income Tax Treatments:**

On March 30, 2019, Ministry of Corporate Affairs ("MCA") has notified the Companies (Indian Accounting Standards) Amendment Rules, 2019 containing Appendix C to Ind AS 12, Uncertainty over Income Tax Treatments which clarifies the application and measurement requirements in Ind AS 12 when there is uncertainty over income tax treatments. The current and deferred tax asset or liability shall be recognized and measured by applying the requirements in Ind AS 12 based on the taxable profit (tax loss), tax bases, unused tax losses, unused tax credits and tax rates determined by applying this appendix. The amendment is effective for annual periods beginning on or after April 1, 2019.

## **Amendment to Ind AS 19 'Employee Benefits':**

On March 30, 2019, the Ministry of Corporate Affairs has notified limited amendments to Ind AS 19 'Employee Benefits' in connection with accounting for plan amendments, curtailments and settlements. The amendments require an entity to use updated assumptions to determine current service cost and net interest for the remainder of the period after a plan amendment, curtailment or settlement and to recognize in profit or loss as part of past service cost, or a gain or loss on settlement, any reduction in a surplus, even if that surplus was not previously recognized because of the impact of the asset ceiling. The amendment will come into force for accounting periods beginning on or after April 1, 2019

## **Amendment to Ind AS 12 'Income Taxes':**

On March 30, 2019, the Ministry of Corporate Affairs has notified limited amendments to Ind AS 12 'Income Taxes'. The amendments require an entity to recognize the income tax consequences of dividends as defined in Ind AS 109 when it recognizes a liability to pay a dividend. The income tax consequences of dividends are linked more directly to past transactions or events that generated distributable profits than to distributions to owners. Therefore, an entity shall recognize the income tax consequences of dividends in profit or loss, other comprehensive income or equity according to where the entity originally recognized those past transactions or events. The amendment will come into force for accounting periods beginning on or after April 1, 2019.

As at the date of issuance of the Company's financial statements, the Company is in the process of evaluating the requirements of the above and the impact on its financial statements in the period of initial application.

**Note 2 - Property, plant and equipment as at March 31, 2019**

(₹ in Lacs)

Particulars	Gross carrying amount				Accumulated depreciation				Net carrying amount	
	As at March 31, 2018	Additions	Disposals / adjustment of assets (Refer note 1)	As at March 31, 2019	As at March 31, 2018	Depreciation for the year	Eliminated on disposal / adjustment of assets	As at March 31, 2019	As at March 31, 2019	As at March 31, 2018
<b>LAND</b>										
Freehold land	2,907.33	-	-	2,907.33	-	-	-	-	2,907.33	2,907.33
	<b>2,907.33</b>	<b>-</b>	<b>-</b>	<b>2,907.33</b>	<b>-</b>	<b>-</b>	<b>-</b>	<b>-</b>	<b>2,907.33</b>	<b>2,907.33</b>
<b>BUILDINGS</b>										
Factory buildings	9,920.19	98.25	-	10,018.44	618.84	376.39	-	995.23	9,023.21	9,301.35
	<b>9,920.19</b>	<b>98.25</b>	<b>-</b>	<b>10,018.44</b>	<b>618.84</b>	<b>376.39</b>	<b>-</b>	<b>995.23</b>	<b>9,023.21</b>	<b>9,301.35</b>
<b>PLANT AND EQUIPMENT</b>										
Plant and machinery	53,217.22	1,285.41	1,334.27	53,168.36	5,405.28	3,082.55	-	8,487.83	44,680.53	47,811.94
Electrical installations and equipment	309.15	49.03	1.53	356.65	45.92	31.21	-	77.13	279.52	263.23
Computer	36.33	7.97	-	44.30	21.61	9.24	-	30.85	13.45	14.72
	<b>53,562.70</b>	<b>1,342.41</b>	<b>1,335.80</b>	<b>53,569.31</b>	<b>5,472.81</b>	<b>3,123.00</b>	<b>-</b>	<b>8,595.81</b>	<b>44,973.50</b>	<b>48,089.89</b>
<b>FURNITURE AND FIXTURES</b>										
Furniture and fixtures	146.28	4.97	-	151.25	39.67	20.93	-	60.60	90.65	106.61
	<b>146.28</b>	<b>4.97</b>	<b>-</b>	<b>151.25</b>	<b>39.67</b>	<b>20.93</b>	<b>-</b>	<b>60.60</b>	<b>90.65</b>	<b>106.61</b>
<b>VEHICLES</b>										
Owned	252.35		3.91	248.44	68.53	38.81	11.89	95.45	152.99	183.82
Taken under finance lease	239.27		21.78	217.49	38.83	30.28	2.67	66.44	151.05	200.44
	<b>491.62</b>	<b>-</b>	<b>25.69</b>	<b>465.93</b>	<b>107.36</b>	<b>69.09</b>	<b>14.56</b>	<b>161.89</b>	<b>304.04</b>	<b>384.26</b>
<b>OFFICE EQUIPMENT</b>										
Office equipment	93.04	21.98	-	115.02	28.47	21.27	-	49.74	65.28	64.57
	<b>93.04</b>	<b>21.98</b>	<b>-</b>	<b>115.02</b>	<b>28.47</b>	<b>21.27</b>	<b>-</b>	<b>49.74</b>	<b>65.28</b>	<b>64.57</b>
<b>Total</b>	<b>67,121.16</b>	<b>1,467.61</b>	<b>1,361.49</b>	<b>67,227.28</b>	<b>6,267.15</b>	<b>3,610.68</b>	<b>14.56</b>	<b>9,863.27</b>	<b>57,364.01</b>	<b>60,854.01</b>

(i) For lien / charge against property, plant and equipment refer note 14 and 19.

(₹ in Lacs)

Particulars	As at March 31, 2019	As at March 31, 2018
<b>Note 3 - Capital work-in-progress</b>	1,176.00	12.83

(₹ in Lacs)

Particulars	As at March 31, 2019	As at March 31, 2018
<b>Note 4 - Intangible assets under development</b>	61.29	34.13

**Note:**

1 The Company has received capital subsidy amounting to Rs 1,320.46 lacs from Bihar State Government during the current year on account of plant and machinery used for carry out manufacturing operations at bihar unit. The same has been deducted from the carrying amount of plant and machinery in accordance with Ind AS 20.

2 Intangible assets under development represents ERP software implementation cost which is not ready for its intended use upto the date of issuance of financial statements.

**Note 2 - Property, plant and equipment as at March 31, 2018**

(₹ in Lacs)

Particulars	Gross carrying amount				Accumulated depreciation				Net carrying amount	
	As at March 31, 2017	Additions	Disposals / adjustment of assets	As at March 31, 2018	As at March 31, 2017	Depreciation for the year	Eliminated on disposal / adjustment of assets	As at March 31, 2018	As at March 31, 2018	As at March 31, 2017
<b>LAND</b>										
Freehold land	2,907.33	-	-	2,907.33	-	-	-	-	2,907.33	2,907.33
	<b>2,907.33</b>	<b>-</b>	<b>-</b>	<b>2,907.33</b>	<b>-</b>	<b>-</b>	<b>-</b>	<b>-</b>	<b>2,907.33</b>	<b>2,907.33</b>
<b>BUILDINGS</b>										
Factory buildings	9,673.47	346.82	100.10	9,920.19	238.73	380.11	-	618.84	9,301.35	9,434.74
	<b>9,673.47</b>	<b>346.82</b>	<b>100.10</b>	<b>9,920.19</b>	<b>238.73</b>	<b>380.11</b>	<b>-</b>	<b>618.84</b>	<b>9,301.35</b>	<b>9,434.74</b>
<b>PLANT AND EQUIPMENT</b>										
Plant and machinery	52,333.26	1,016.07	132.11	53,217.22	2,338.67	3,084.11	17.50	5,405.28	47,811.94	49,994.59
Electrical installations and equipment	290.14	20.76	1.75	309.15	14.45	31.47	-	45.92	263.23	275.69
Computer	29.48	6.86	0.01	36.33	9.97	11.64	-	21.61	14.72	19.51
	<b>52,652.88</b>	<b>1,043.69</b>	<b>133.87</b>	<b>53,562.70</b>	<b>2,363.09</b>	<b>3,127.22</b>	<b>17.50</b>	<b>5,472.81</b>	<b>48,089.89</b>	<b>50,289.79</b>
<b>FURNITURE AND FIXTURES</b>										
Furniture and fixtures	140.69	5.59	-	146.28	18.18	21.49	-	39.67	106.61	122.51
	<b>140.69</b>	<b>5.59</b>	<b>-</b>	<b>146.28</b>	<b>18.18</b>	<b>21.49</b>	<b>-</b>	<b>39.67</b>	<b>106.61</b>	<b>122.51</b>
<b>VEHICLES</b>										
Owned	252.35			252.35	27.93	40.60	-	68.53	183.82	157.20
Taken under finance lease	165.46	147.67	73.86	239.27	19.15	31.93	12.25	38.83	200.44	213.53
	<b>417.81</b>	<b>147.67</b>	<b>73.86</b>	<b>491.62</b>	<b>47.08</b>	<b>72.53</b>	<b>12.25</b>	<b>107.36</b>	<b>384.26</b>	<b>370.73</b>
<b>OFFICE EQUIPMENT</b>										
Office equipment	59.12	33.92	-	93.04	10.73	17.74	-	28.47	64.57	48.39
	<b>59.12</b>	<b>33.92</b>	<b>-</b>	<b>93.04</b>	<b>10.73</b>	<b>17.74</b>	<b>-</b>	<b>28.47</b>	<b>64.57</b>	<b>48.39</b>
<b>Total</b>	<b>65,851.30</b>	<b>1,577.69</b>	<b>307.83</b>	<b>67,121.16</b>	<b>2,677.81</b>	<b>3,619.09</b>	<b>29.75</b>	<b>6,267.15</b>	<b>60,854.01</b>	<b>63,173.49</b>

(i) For lien / charge against property, plant and equipment refer note 14 and 19.

**Note 5 - Non-current investments**

(₹ in Lacs)

Particulars	As at March 31, 2019		As at March 31, 2018	
	Qty (in nos)	Amount	Qty (in nos)	Amount
<b>Investment in equity instruments (valued at cost) (Unquoted, in subsidiary companies)</b>				
(i) Unibev Limited (Formerly known as M/s Uber Blenders & Distillers Limited) 12,78,695 shares (As at March 31, 2018: 12,78,695) of ₹ 10 each fully paid up [Refer Note 1]	1,278,695	494.63	1,278,695	494.63
	-	-	-	-
<b>Total investments in subsidiaries (A)</b>		<b>494.63</b>		<b>494.63</b>
<b>Investment in equity instruments (valued at cost) (Unquoted)</b>				
(i) India Paryavaran Sahayak Foundation 3000 shares (As at March 31, 2018: Nil) of ₹ 10 each fully paid up [Refer Note 2]	3,000	0.30	-	-
<b>Total investments in others (B)</b>		<b>0.30</b>		<b>-</b>
<b>Total (A)+(B)</b>		<b>494.93</b>		<b>494.63</b>
<b>Aggregate carrying value of unquoted investments</b>		<b>494.93</b>		<b>494.63</b>
		<b>494.93</b>		<b>494.63</b>

Note :

- The Company has invested ₹ 494.63 lacs in Unibev Limited (Unibev) in 12,78,695 Equity shares of ₹ 10 each fully paid-up (representing 90.91% shareholding) of the total paid up capital. During the current year, Unibev's turnover has increased to ₹ 723.11 lacs (Mar 31, 2018 - ₹ 16.26 lacs) and Unibev has incurred losses amounting to ₹ 684.87 lacs (March 31, 2018 - ₹ 137.77 lacs). While the net worth of the Unibev as on March 31, 2019 is ₹ (789.84) lacs, Unibev is in the process of developing and establishing four IMFL brands and is also in the process of establishing partnership / franchisee arrangements with bottlers / manufacturers across various states in line with the business plans and is incurring expenditure for obtaining necessary approvals and business promotions, in line with the business plan. Therefore on the basis of improved financial performance over last year, the expected cash flows and the future projections given by Unibev, and considering the credentials of the person associated with Unibev and future growth in the business based on expansion plans, the management is of the view that this investment would give adequate returns and is confident that this long-term investment being strategic in nature, currently no provision is required for diminution in value of investment.
- The Company has made Investments in India Paryavaran Sahayak Foundation (a company incorporated under section 8 of companies Act, 2013) are made with no objective to obtain economic benefits from its activities.

**Note 6 - Loans**

(₹ in Lacs)		
Particulars	As at March 31, 2019	As at March 31, 2018
<b>(a) Non-current</b>		
Loans to related parties (refer note 43)	1,681.84	229.34
Security deposits	249.21	608.46
<b>Total</b>	<b>1,931.05</b>	<b>837.80</b>
<b>(b) Current</b>		
Loan to employees	14.50	11.04
Security deposits	562.23	91.70
<b>Total</b>	<b>576.73</b>	<b>102.74</b>

**Note 7 - Others financial assets**

(₹ in Lacs)		
Particulars	As at March 31, 2019	As at March 31, 2018
<b>(a) Non Current</b>		
Other bank balances - balance held as margin money against guarantee *	1,193.37	1,242.14
<b>Total</b>	<b>1,193.37</b>	<b>1,242.14</b>
<b>(b) Current</b>		
Interest accrued on deposits	99.96	101.23
<b>Total</b>	<b>99.96</b>	<b>101.23</b>

\* Margin for bank guarantees and others

**Note 8 - Income tax assets (net)**

(₹ in Lacs)		
Particulars	As at March 31, 2019	As at March 31, 2018
<b>Tax Assets</b>		
Advance tax including TDS receivable (net of provision of ₹ 927.81 lacs as at March 31, 2019, ₹ 5,001.89 lacs as at March 31, 2018)	153.24	319.15
<b>Total</b>	<b>153.24</b>	<b>319.15</b>

**Note 9 - Other assets**

(₹ in Lacs)		
Particulars	As at March 31, 2019	As at March 31, 2018
<b>(a) Non Current</b>		
Capital advances		
Unsecured, considered good	412.49	110.19
Doubtful	0.48	1.34
	412.97	111.53
Less: Provision for doubtful advances	(0.48)	(1.34)
	412.49	110.19
Advances to brand franchisee	50.00	150.00
Advance towards leasehold land	995.75	1,006.48
Balance with government authorities *	42.45	225.51
Prepaid expenses	0.09	44.05
<b>Total</b>	<b>1,500.78</b>	<b>1,536.23</b>
<b>(b) Current</b>		
Advances to vendors #	303.16	334.59
Advance towards leasehold land	10.72	10.72
Balance with government authorities *	331.57	57.26
Prepaid expenses	699.80	632.99
<b>Total</b>	<b>1,345.25</b>	<b>1,035.56</b>

\* includes GST receivable and other receivable

# Net of provision for doubtful advances ₹ 82.18 lacs (March 31, 2018 of ₹ 28.55 lacs)

**Note 10 - Inventories \*****(valued at lower of cost and net realisable value)**

(₹ in Lacs)

Particulars	As at March 31, 2019	As at March 31, 2018
(a) Raw Materials	1,681.05	1,509.70
(b) Finished Goods	3,997.78	3,695.96
(c) Packing Material	351.95	401.10
(d) Fuel, Chemicals, Stores and spares	1,052.91	431.38
<b>Total</b>	<b>7,083.69</b>	<b>6,038.14</b>

\* For parri passu charge against Inventories refer note 14 and 19.  
The mode of valuation of inventories has been stated in note 1.3 (IX).

**Note 11 - Trade receivables**

(₹ in Lacs)

Particulars	As at March 31, 2019	As at March 31, 2018
<b>Current</b>		
Trade receivables considered good- Secured	-	-
Trade receivables considered good- Unsecured	4,755.26	4,835.13
Trade receivables which have significant increase in credit risk	-	-
Trade receivables- credit impaired	374.53	38.33
	5,129.79	4,873.46
Less: Loss Allowance	(374.53)	(38.33)
<b>Total</b>	<b>4,755.26</b>	<b>4,835.13</b>

(i) For parri passu charge against trade receivables refer note 14 and 19.

(ii) Of the trade receivable, balance as at March 31, 2019 of ₹ 756.79 lacs (March 31, 2018 of ₹ 265.33 lacs) is due from United Spirits Limited and ₹ 1,165.74 lacs (March 31, 2018 of ₹ 1,332.32 lacs) is due from Rajasthan State Ganga Sugar Mills. There are no other customers who represent more than 10% of the total balances of trade receivables.

Age of Receivables	As at March 31, 2019	As at March 31, 2018
1-30 days past due	4,078.06	3,930.10
31-60 days past due	409.40	288.64
61-90 days past due	73.97	13.99
More than 90 days past due	568.36	640.73

Movement in the expected credit loss allowance	Year ended March 31, 2019	Year ended March 31, 2018
Balance at the beginning of the year	38.33	35.74
Movement in the expected credit loss allowance on trade receivables calculated at lifetime expected credit losses	336.20	2.59
Balance at the end of the year	374.53	38.33

**Note 12 - Cash and cash equivalents**

(₹ in Lacs)

Particulars	As at March 31, 2019	As at March 31, 2018
<b>(a) Cash and cash equivalents</b>		
Cash on hand	0.16	-
Balances with banks		
(i) In current accounts	156.97	163.09
<b>Total (a)</b>	<b>157.13</b>	<b>163.09</b>
<b>(b) Bank balances other than (a) above</b>		
Other bank balances		
Deposits kept as margin money	89.54	71.01
Unpaid dividend account	1.20	1.33
<b>Total (b)</b>	<b>90.74</b>	<b>72.34</b>

**Note 13 - Equity share capital**

Particulars	As at March 31, 2019		As at March 31, 2018	
	Number of shares	Amount (₹ In Lacs)	Number of shares	Amount (₹ In Lacs)
<b>(a) Authorised</b>				
Equity shares of ₹ 10 each with voting rights	35,000,000	3,500.00	35,000,000	3,500.00
Cumulative compulsorily convertible preference shares (CCCPs) of ₹140 each	5,100,000	7,140.00	5,100,000	7,140.00
	<b>40,100,000</b>	<b>10,640.00</b>	<b>40,100,000</b>	<b>10,640.00</b>
<b>(b) Issued, subscribed and fully paid up</b>				
Equity shares of ₹ 10 each with voting rights	28,799,268	2,879.93	28,799,268	2,879.93
<b>Total</b>	<b>28,799,268</b>	<b>2,879.93</b>	<b>28,799,268</b>	<b>2,879.93</b>

**(a) Changes in equity share capital during the year :**

Particulars	As at March 31, 2019		As at March 31, 2018	
	Number of shares	Amount (₹ In Lacs)	Number of shares	Amount (₹ In Lacs)
<b>Equity shares with voting rights</b>				
Shares outstanding at the beginning of the year	28,799,268	2,879.93	28,799,268	2,879.93
Shares outstanding at the end of the year	28,799,268	2,879.93	28,799,268	2,879.93

**(b) Shareholder holding more than 5 percent shares :**

Particulars	As at March 31, 2019		As at March 31, 2018	
	No. of shares held	% of holding	No. of shares held	% of holding
<b>Fully paid equity shares with voting rights</b>				
Chandbagh Investments Limited	11,293,153	39.21%	11,593,045	40.25%
Templeton Strategic Emerging Markets Fund IV	5,038,168	17.49%	5,038,168	17.49%
Mr. Ajay Kumar Swarup	1,619,820	5.62%	1,619,820	5.62%
Mr. Anoop Bishnoi	192,960	0.67%	1,619,820	5.62%

**Rights, preferences and restrictions on equity shares:**

The Company has only one class of equity shares of ₹ 10 each entitled to one vote per share.

**(c) Other Equity**

(₹ in Lacs)

Particulars	As at March 31, 2019	As at March 31, 2018
Securities Premium	14,894.92	14,894.92
General Reserve	1,415.65	1,415.65
Retained Earnings	21,802.86	18,741.79
Other comprehensive Income	7.49	4.24
	<b>38,120.94</b>	<b>35,056.60</b>

**(i) Securities Premium**

Securities Premium consists of premium on issue of shares.

**(ii) General Reserve**

General Reserve was created by transfer of Surplus in Statement of profit and loss.

**Note 14 - Non - current financial liabilities - Borrowings (at amortised cost)**

₹ in Lacs		
Particulars	As at March 31, 2019	As at March 31, 2018
<b>Secured</b>		
<b>(a) Term loans *</b>		
from banks (refer note (i) below)	12,856.44	14,228.21
from other parties (financial institution)	4,000.00	-
<b>(b) Long term maturities of finance lease obligations (refer note (ii) below)</b>		
from banks	72.22	107.74
from other parties (financial institution)	-	12.71
<b>Total</b>	<b>16,928.66</b>	<b>14,348.66</b>

\* There has been no breach of financial covenants mentioned in the loan agreements during the reporting periods.

**Notes :-**

- (i) Term loan from HDFC Bank of ₹ 875.00 lacs (March 31, 2018 ₹ 1,675.00 lacs) is secured by first pari passu charge on all movable fixed assets of the Company and equitable mortgage of factory land & building of Behror and Samalkha and second pari passu charge by way of extension of charge on all the current assets of the Company and letter of comfort by Chandbagh Investments Limited.

Repayment term :- ₹ 125 lacs repayable in 1 quarterly installment of ₹ 125 lacs each

Repayment term :- ₹ 200 lacs repayable in 8 quarterly installment of ₹ 25 lacs each.

Repayment term :- ₹ 412.5 lacs repayable in 11 quarterly installment of ₹ 37.50 lacs each

Repayment term :- ₹ 137.5 lacs repayable in 11 quarterly installment of ₹ 12.50 lacs each.

Term loan from Lakshmi Vilas Bank ₹ 4,500 Lacs (March 31, 2018 ₹ 5,746.97 Lacs) is secured by first pari passu charge on all the fixed assets of the Company including equitable mortgage of factory land & building of Behror, Samalkha, Bihar and West Bengal and second pari passu charge by way of extension of charge on all the current assets of the Company and letter of comfort by Chandbagh Investments Limited..

Repayment term :- ₹ 750 lacs repayable in 5 quarterly installment of ₹ 150 lacs each.

Repayment term :- ₹ 250 lacs repayable in 2 quarterly installment of ₹ 125 lacs each.

Repayment term :- ₹ 2,400 lacs repayable in 8 quarterly installment of ₹ 300 lacs each starting from December 2019

Repayment term :- ₹ 1,100 lacs repayable in 4 quarterly installment of ₹ 275 lacs each starting from December 2021

Term loan from Axis Bank of ₹ 8456.24 lacs (March 31, 2018 ₹ 9,706.23 lacs) is secured by first pari passu charge on all the fixed assets of the Company including equitable mortgage of factory land & building of Behror, Samalkha, Bihar and West Bengal and second pari passu charge by way of extension of charge on all the current assets of the Company and letter of comfort by Chandbagh Investments Limited.

Repayment term :- ₹ 1500 lacs repayable in 6 quarterly installment of ₹ 250 lacs each.

Repayment term :- ₹ 4800 lacs repayable in 8 quarterly installment of ₹ 600 lacs each

Repayment term :- ₹ 1650 lacs repayable in 3 quarterly installment of ₹ 550 lacs each

Repayment term :- ₹ 506.24 lacs repayable at once in Dec 2023

Term loan from Avendus Finance Pvt Ltd of ₹ 4,000.00 lacs (March 31, 2018 ₹ Nil) is secured by first pari passu charge on all the fixed assets of the Company including equitable mortgage of factory land & building of Behror, Samalkha, Bihar and West Bengal and second pari passu charge by way of extension of charge on all the current assets of the Company and letter of comfort by Chandbagh Investments Limited.

Repayment term :- ₹ 1,333.56 lacs repayable in 12 monthly installment of ₹ 111.13 lacs each starting from July 2020

Repayment term :- ₹ 2,666.44 lacs repayable in 24 monthly installment of ₹ 111.10 lacs each starting from July 2021

Term loan from HDFC Bank of ₹ 1900.00 lacs (March 31, 2018 ₹. nil) is secured by first pari passu charge on all movable fixed assets of the Company and equitable mortgage of factory land & building of both the plants at Behror and Samalkha and second pari passu charge by way of extension of charge on all the current assets of the Company and letter of comfort by Chandbagh Investments Limited.

Repayment term :- ₹ 1669.34 lacs repayable in 19 quarterly installment of ₹ 87.86 lacs each

Repayment term :- ₹ 230.66 lacs repayable in 19 quarterly Installment of ₹ 12.14 lacs each

Above term loans carry interest rate in the range of 10.15% to 11.70% per annum.

- (ii) Finance lease obligations from banks of ₹ 108.76 lacs (March 31, 2018 ₹ 153.09 lacs) and from financial institution of ₹ Nil (March 31, 2018 ₹ 12.71 lacs) are secured by hypothecation of respective vehicles.

Repayment term :- Payable on equivalent monthly installments basis, carrying interest rate in the range of 4.33 % to 10.63% per annum.

**Note 15 - Other financial liabilities**

(₹ in Lacs)

Particulars	As at March 31, 2019	As at March 31, 2018
<b>Current</b>		
Security deposits from customers	120.76	164.12
Payables towards purchase of fixed assets	443.96	558.82
Current maturities of long-term borrowings from banks	2,875.00	2,900.00
Current maturities of finance lease obligations	36.54	45.35
Interest accrued but not due on borrowings	148.98	105.48
Other financial liabilities	12.94	11.32
Derivatives designated at fair value - foreign forward contracts	-	2.28
<b>Total</b>	<b>3,638.18</b>	<b>3,787.37</b>

**Note 16 - Provisions**

(₹ in Lacs)

Particulars	As at March 31, 2019	As at March 31, 2018
<b>(a) Non-current</b>		
Provision for gratuity (refer note 40)	171.60	169.75
<b>Total</b>	<b>171.60</b>	<b>169.75</b>
<b>(b) Current</b>		
Provision for gratuity (refer note 40)	98.73	82.30
Other provisions	66.14	66.14
<b>Total</b>	<b>164.87</b>	<b>148.44</b>

**Note 17 - Deferred tax (liabilities)/ assets (net)**

(₹ in Lacs)

Particulars	As at March 31, 2019	As at March 31, 2018
Deferred tax assets	4,923.31	4,067.41
Deferred Tax liabilities	(7,338.17)	(6,654.33)
<b>Total</b>	<b>(2,414.86)</b>	<b>(2,586.92)</b>
<b>Tax effect of items constituting deferred tax assets</b>		
MAT credit entitlement	3,840.03	2,205.75
Provision for employee benefits	104.77	98.57
Provision for doubtful debts and advances	137.00	24.31
Deferred tax assets on loss carry forward	841.51	1,738.79
<b>Total</b>	<b>4,923.31</b>	<b>4,067.42</b>
<b>Tax effect of items constituting deferred tax liability</b>		
Property plant & equipment	7,337.82	6,652.81
Others	0.35	1.52
<b>Total</b>	<b>7,338.17</b>	<b>6,654.33</b>
<b>Deferred tax (liabilities)/ assets (net)</b>	<b>(2,414.86)</b>	<b>(2,586.92)</b>

**Note 18 - Other liabilities**

(₹ in Lacs)

Particulars	As at March 31, 2019	As at March 31, 2018
<b>(a) Non current</b>		
Subsidy received from ministry of new and renewable energy	83.20	98.40
Import duty grants	165.75	173.02
<b>Total</b>	<b>248.95</b>	<b>271.42</b>
<b>(b) Current</b>		
Advances from customers	227.68	254.56
Subsidy received from ministry of new and renewable energy	15.20	15.20
Statutory liabilities	640.80	676.96
Other liabilities	1.77	6.74
<b>Total</b>	<b>885.45</b>	<b>953.46</b>

**Note 19 - Current financial liabilities - Borrowings (at amortised cost)**

(₹ in Lacs)		
Particulars	As at March 31, 2019	As at March 31, 2018
<b>Secured borrowings</b>		
Indian currency cash credit*	2,494.81	7,249.30
Overdraft	646.83	607.75
<b>Total</b>	<b>3,141.64</b>	<b>7,857.05</b>

\* Working capital demand loan including cash credit of ₹ 2494.81 lacs (March 31, 2018 ₹ 7,249.30 lacs) are from following banks:-

- SBI Working Capital Demand loan of ₹ 1,500 lacs (March 31, 2018 Rs Nil) and cash credit of ₹ 994.81 lacs (March 31, 2018 ₹ 5,411.83 Lacs) is secured by first pari passu charge by way of hypothecation of entire present and future current assets including stocks and book debt and second pari passu charge by way of extension of charge on all the fixed assets of the Company including equitable mortgage of factory land & building at Behror and Samalkha.
- Cash credit from Axis Bank of ₹ Nil (March 31, 2018 ₹ 222.12 lacs) is secured by first pari passu charge by way of hypothecation of all the current assets of the Company and second pari passu charge on all the fixed assets of the Company including equitable mortgage of factory land & building of Behror, Samalkha, Bihar and West Bengal.
- Cash credit from Punjab National Bank of ₹ Nil (March 31, 2018 ₹ 866.69 lacs) is secured by first charge over the entire current assets of the Company and second pari passu charge by way of extension of charge on all the fixed assets of the Company including equitable mortgage of factory land & building at Behror, Samalkha, Bihar and West Bengal and letter of comfort of M/s Chandbagh Investments Limited.
- Cash credit from Lakshmi Vilas Bank of ₹ Nil (March 31, 2018 ₹ 748.66 Lacs) is secured by first pari passu charge by way of hypothecation of all the current assets of the Company and second pari passu charge on all the fixed assets of the Company including equitable mortgage of factory land & building of Behror, Samalkha, Bihar and West Bengal.

Overdraft of ₹ 646.83 lacs is hypothecated against fixed deposits from Axis Bank (March 31, 2018 ₹ 607.75 lacs) carrying interest rate in range of 7.75% to 8.55% p.a

**Note 20 - Trade payables**

(₹ in Lacs)		
Particulars	As at March 31, 2019	As at March 31, 2018
Outstanding dues to Micro, Small and Medium Enterprises (Refer note 32)	-	-
Outstanding dues to parties other than Micro, Small and Medium Enterprises	9,286.57	9,619.55
<b>Total</b>	<b>9,286.57</b>	<b>9,619.55</b>

**Note 21 - Current tax liabilities (net)**

(₹ in Lacs)		
Particulars	As at March 31, 2019	As at March 31, 2018
<b>Current tax liabilities</b>		
Provision for taxation (net of advance tax including TDS receivable of Rs 838.05 lacs)	101.78	-
<b>Total</b>	<b>101.78</b>	<b>-</b>

**Note 22 - Revenue from operations**

(₹ in Lacs)		
Particulars	For the year ended March 31, 2019	For the year ended March 31, 2018
<b>Revenue from Contract with customers</b>		<b>(Restated)*</b>
(a) <b>Sale of goods</b> (including excise duty of Rs. 8915.10 lacs for the year ended March 31, 2019 and Rs. 7714.05 lacs for the year ended March 31, 2018)	106,691.53	92,534.10
(b) <b>Rendering of services</b> Bottling Charges	550.48	508.39
<b>Other operating Revenue</b>		
(a) Duty drawback and other export incentives	104.86	178.91
<b>Revenue from operations</b>	<b>107,346.87</b>	<b>93,221.40</b>

\* Refer Note 45

**Note 23 - Other income**

(₹ in Lacs)

Particulars	For the year ended March 31, 2019	For the year ended March 31, 2018 (Restated)*
<b>(a) Interest income</b> Interest income earned on financial assets that are not designated as at Fair value through profit or loss : On financial assets carried at amortised cost	237.18	153.11
<b>(b) Dividend income</b>	-	-
<b>(c) Other non-operating income</b> (a) Gain/(loss) on disposal of property, plant and equipments (b) Net foreign exchange gain/(loss) (c) Income on EPCG and duty grants on property plant & equipment (d) Others	(0.36) 17.64 365.00 175.75	(11.88) 92.55 200.39 105.58
<b>Total</b>	<b>795.21</b>	<b>539.75</b>

\* Refer Note 45

**Note 24 - Cost of material consumed**

(₹ in Lacs)

Particulars	For the year ended March 31, 2019	For the year ended March 31, 2018 (Restated)*
<b>Raw materials and packing materials</b> Opening stock Add: Purchases  Less: Closing stock	1,910.80 60,173.45 62,084.25 2,033.00	1,832.32 51,738.08 53,570.40 1,910.80
<b>Cost of materials consumed</b>	<b>60,051.25</b>	<b>51,659.60</b>

\* Refer Note 45

**Note 25 - Changes in inventory of finished goods**

(₹ in Lacs)

Particulars	For the year ended March 31, 2019	For the year ended March 31, 2018 (Restated)*
<b>Add: Opening stock</b> Finished goods	3,695.96	3,726.71
<b>Less: Closing stock</b> Finished goods	3,997.78	3,695.96
<b>Net (increase) / decrease in inventory of finished goods</b>	<b>(301.82)</b>	<b>30.75</b>

\* Refer Note 45

**Note 26 - Employee benefits expense**

(₹ in Lacs)

Particulars	For the year ended March 31, 2019	For the year ended March 31, 2018
(i) Salaries and wages, including bonus	2,412.68	2,133.66
(ii) Contribution to provident funds & other funds	79.17	68.43
(iii) Gratuity expenses	46.63	57.10
(iv) Staff welfare expenses	22.32	21.31
<b>Total</b>	<b>2,560.80</b>	<b>2,280.50</b>

**Note 27 - Finance cost**

(₹ in Lacs)		
Particulars	For the year ended March 31, 2019	For the year ended March 31, 2018
<b>(a) Interest expense on</b>		
Loans and obligations under finance lease	2,477.85	2,647.02
Others	3.39	0.18
<b>(b) Other borrowing costs:</b>		
Bank charges	149.29	66.41
<b>Total</b>	<b>2,630.53</b>	<b>2,713.61</b>

**Note 28 - Depreciation expense**

(₹ in Lacs)		
Particulars	For the year ended March 31, 2019	For the year ended March 31, 2018
Depreciation for the year	3,610.68	3,619.09
<b>Total</b>	<b>3,610.68</b>	<b>3,619.09</b>

**Note 29 - Other expenses**

(₹ in Lacs)		
Particulars	For the year ended March 31, 2019	For the year ended March 31, 2018
		<b>(Restated)*</b>
Consumption of lab chemicals and enzymes	2,054.79	2,280.22
Increase / (decrease) of excise duty on inventory	(114.40)	185.62
Power and fuel	10,897.62	8,445.08
Bottling expenses/fees	6,754.05	6,696.84
Excise license, establishment and supervision fees	692.99	778.46
Security Expenses	179.70	165.38
Effluent disposal	63.46	43.54
Flour and pet coke feeding	365.19	356.91
Rent including lease rentals	327.88	262.52
Repairs and maintenance - buildings	64.67	173.95
Repairs and maintenance - machinery	984.56	1,129.58
Repairs and maintenance - others	58.28	83.05
Insurance	71.25	62.13
Rates and taxes	41.93	51.57
Communication	35.77	37.02
Travelling and conveyance	253.03	240.37
Printing and stationery	20.88	15.02
Freight and handling charges	2,782.41	2,607.19
Business promotion and marketing	290.10	273.42
Donations and contributions	1.98	1.28
Legal and professional	199.34	394.61
Payments to auditors (refer note 36)	40.96	51.64
Subscription books & periodicals	50.78	38.92
Director's sitting fee	5.38	4.71
Credit impaired trade and other receivables, loans and advances written off	0.10	82.38
Loss allowance on credit impaired trade receivables and advances	392.06	34.93
Expenditure on corporate social responsibility	21.70	10.50
Miscellaneous expenses	163.09	82.25
<b>Total</b>	<b>26,699.55</b>	<b>24,589.09</b>

\* Refer note 45

## Note 30 - Tax expense

(₹ in Lacs)		
Particulars	For the year ended March 31, 2019	For the year ended March 31, 2018
<b>(a) Current tax</b>		
Current tax expense ( under MAT )	932.46	255.03
	<b>932.46</b>	<b>255.03</b>
<b>(b) Deferred tax charge / (credit)</b>		
In respect of current year	1,452.99	446.72
MAT credit entitlement	(932.46)	(255.03)
Tax adjustments related to earlier years	-	5.28
	<b>520.53</b>	<b>196.97</b>
<b>(c) Tax adjustments related to earlier years [Refer Note below]</b>		
Current tax expense	162.72	-
Deferred tax charge/(credit)	(696.55)	-
	<b>(533.83)</b>	<b>-</b>
<b>Income tax recognised in profit and loss</b>	<b>919.16</b>	<b>452.00</b>
<b>The income tax expense for the year can be reconciled to the accounting profit as follows :-</b>		
Profit before tax	3,975.99	1,154.46
Income tax expense calculated at 34.944% (PY 34.608%)	1,389.37	399.53
Effect of expenses that are not deductible in determining taxable profit	33.86	29.47
Tax adjustments related to earlier years [refer note below]	(533.83)	-
Others	29.76	23.00
<b>Income tax expense recognised in statement of profit and loss</b>	<b>919.16</b>	<b>452.00</b>
<b>(d) Income tax recognised in other comprehensive income (OCI)</b>		
Tax adjustment in respect of remeasurement of defined benefit liabilities	(3.97)	(2.25)
	<b>(3.97)</b>	<b>(2.25)</b>

Note: Tax Adjustments related to earlier year include MAT credit entitlement of Rs. 696.55 lacs recognised in respect of earlier year.  
The amount is net of Rs. 162.72 lacs written off in respect of earlier years.

**Note 31 - Contingent liabilities and commitments**

(₹ in Lacs)		
Particulars	As at March 31, 2019	As at March 31, 2018
<b>(a) Contingent liabilities*</b>		
Claims against the company not acknowledged as debts		
Excise duty matters	180.81	180.81
Sales tax matter	120.54	120.54
Income tax and other matters	-	3.59
Guarantees by bank on behalf of Company**	191.38	278.85
	<b>492.73</b>	<b>583.79</b>
<b>(b) Commitments</b>		
Estimated amount of contracts remaining to be executed on capital account and not provided for (net of capital advances)	1,142.00	74.34
<b>Total</b>	<b>1,634.73</b>	<b>658.13</b>

Note: Based upon the legal opinion obtained by the management, there are various interpretation issues and thus the Company is in the process of evaluating the impact of the recent Supreme Court Judgment in the case of "Vivekananda Vidyamandir vs Regional Provident Fund Commissioner (II), West Bengal in relation to non-exclusion of certain allowances from the definition of "basic wages" of the relevant employees for the purpose of determining contribution to provident fund under the Employees Provident Fund & Miscellaneous provisions Act, 1952.

\*The above disclosure excludes an amount of Rs. 324.68 lakhs, wherein the demand is in respect of sales made by the company on behalf of its brand franchisees, and contractually, these brand franchisees are required to reimburse the company for the liability, if any.

\*\* Guarantees by bank on behalf of company as on March 31, 2019 are excluding performance guarantees amounting to ₹ 907.11 lakhs.

**Note 32 - Disclosures required under Section 22 of the Micro, Small and Medium Enterprises Development Act, 2006**

There are no dues to enterprises as defined under Micro, Small and Medium Enterprises Development Act, 2006 (MSMED Act, 2006). Further no interest has been paid under the terms of MSMED Act, 2006. Micro and Small Enterprises have been determined to the extent such parties have been identified on the basis of information collected by the Management.

Particulars	As at March 31, 2019	As at March 31, 2018
(i) Principal amount remaining unpaid to any supplier as at the end of the year	-	-
(ii) Interest due thereon remaining unpaid to any supplier as at the end of the year	-	-
(iii) The amount of interest paid along with the amounts of the payment made to the supplier beyond the appointed day	-	-
(iv) The amount of interest due and payable for the year	-	-
(v) The amount of interest accrued and remaining unpaid at the end of the year	-	-
(vi) The amount of further interest due and payable even in the succeeding year, until such date when the interest dues as above are actually paid	-	-

**Note 33 - Corporate social responsibility expenditure**

The gross amount required to be spent by the Company for CSR expenditure during the year is ₹ 21.14 lacs (previous year ₹ 20.03 Lacs); and the amount spent (already paid for purposes other than construction / acquisition of any asset) is ₹ 21.70 lacs (previous year ₹ 10 lacs). There were no amount spent for construction / acquisition of any asset.

**Note 34 - Disclosure under Ind-AS 17 "Leases"****i) Finance leases:**

(a) The Company has taken certain vehicles on finance lease. The ownership of such vehicles will get transferred to the Company at the end of lease term. Assets are taken on lease over a period of 5 years.

(b) The minimum lease rentals and the present value of minimum lease payments in respect of assets acquired under finance leases are as follows:

(₹ in Lacs)		
Minimum lease payments	As at March 31, 2019	As at March 31, 2018
1. Payable not later than 1 year	44.33	59.09
2. Payable later than 1 year and not later than 5 years	79.47	135.23
<b>Total</b>	<b>123.80</b>	<b>194.32</b>

**Future interest on outstanding lease payments**

(₹ in Lacs)

Particulars	As at March 31, 2019	As at March 31, 2018
1. Payable not later than 1 year	7.79	12.76
2. Payable later than 1 year and not later than 5 years	7.25	15.76
<b>Total</b>	<b>15.04</b>	<b>28.52</b>

**Present value of minimum lease payments**

Particulars	As at March 31, 2019	As at March 31, 2018
1. Payable not later than 1 year	36.54	45.35
2. Payable later than 1 year and not later than 5 years	72.22	120.45
<b>Total</b>	<b>108.76</b>	<b>165.80</b>

**Included in the financial statement**

Particulars	As at March 31, 2019	As at March 31, 2018
Current maturities of finance lease obligations (note 15)	36.54	45.35
Non current borrowings (note 14)	72.22	120.45
<b>Total</b>	<b>108.76</b>	<b>165.80</b>

**ii) Operating leases :**

General description of the Company's operating lease arrangements:

The Company has entered into operating lease arrangements for certain facilities.

Some of the significant terms and conditions of the arrangements are:

- the lease arrangements are non cancellable and are for a period of one year.
- the lease arrangements are generally renewable on the expiry of the lease period subject to mutual agreement;

Future minimum lease payments under non cancellable operating leases are :

(₹ in Lacs)

	As at March 31, 2019	As at March 31, 2018
- Not later than one year		3.50
- Later than one year and not later than five years	-	-
- Later than five years	-	-
<b>Total</b>	<b>-</b>	<b>3.50</b>

(₹ in Lacs)

	For the year ended March 31, 2019	For the year ended March 31, 2018
Lease rent in respect of the operating leases, charged to the statement of profit and loss for the year :	327.88	262.52

**Note 35 - Earning per share**

		For the year ended March 31, 2019	For the year ended March 31, 2018
Profit for the year attributable to equity shares	Rs. in Lacs	3,056.83	702.46
Weighted average number of equity shares outstanding	Numbers	28,799,268	28,799,268
Basic earnings per share (face value - ₹ 10 per share)	Rupees	10.64	2.45
Diluted earnings per share (face value - ₹ 10 per share)	Rupees	10.64	2.45

**Note 36 - Auditors' remuneration (excluding taxes)**

(₹ in Lacs)

	For the year ended March 31, 2019	For the year ended March 31, 2018
For Statutory audit	23.50	27.00
For Other services	15.50	23.00
Reimbursement of expenses	1.96	1.64
<b>Total</b>	<b>40.96</b>	<b>51.64</b>

### Note 37 - Financial instruments by categories

The criteria for recognition of financial instruments is explained in significant accounting policies note 1.

(₹ in Lacs)

Particular	As at March 31, 2019			As at March 31, 2018		
	Amortised cost	FVTPL	FVTOCI	Amortised cost	FVTPL	FVTOCI
<b>Financial assets</b>						
Trade receivables	4,755.26	-	-	4,835.13	-	-
Loans	2,507.78	-	-	940.54	-	-
Cash and cash equivalents	157.13	-	-	163.09	-	-
Other bank balances	90.74	-	-	72.34	-	-
Other financial assets	1,293.33	-	-	1,343.37	-	-
<b>Total financial assets</b>	<b>8,804.24</b>	<b>-</b>	<b>-</b>	<b>7,354.47</b>	<b>-</b>	<b>-</b>
<b>Financial liabilities</b>						
Borrowings	20,070.30	-	-	22,205.71	-	-
Trade payables	9,286.57	-	-	9,619.56	-	-
Other financial liability	3,638.18	-	-	3,787.37	-	-
<b>Total financial liabilities</b>	<b>32,995.05</b>	<b>-</b>	<b>-</b>	<b>35,612.64</b>	<b>-</b>	<b>-</b>

Note: Investment value excludes investment in subsidiaries of ₹ 494.63 lacs (₹ 494.63 lacs as at March 31, 2018) which are shown at cost in balance sheet as per Ind AS 27 "Separate Financial Statements".

### Note 38 - Capital management

The Company manages its capital to ensure that the Company will be able to continue as a going concerns while maximising the return to stakeholders through the optimisation of the debt and equity balance.

For the purpose of the Company's capital management, capital includes equity capital, securities premium and all other equity reserves attributable to the equity shareholders.

The Company Risk management committee reviews the capital structure on a quarterly basis. The committee considers the cost of capital and risks associated with the capital.

### Gearing Ratio

(₹ in Lacs)

Particulars	Note	As at March 31, 2019	As at March 31, 2018
Non current borrowings	14	16,928.66	14,348.66
Current maturities of non current borrowings	15	2,911.54	2,945.35
Current borrowings	19	3,141.64	7,857.05
Less : Cash and cash equivalents	12(a)	157.13	163.09
Less : Other bank balance	12(b)	90.74	72.34
<b>Net Debt</b>		<b>22,733.97</b>	<b>24,915.63</b>
Equity share capital	13	2,879.93	2,879.93
Other Equity		38,120.94	35,056.60
<b>Total Capital</b>		<b>41,000.87</b>	<b>37,936.53</b>
<b>Gearing Ratio</b>		<b>1.80</b>	<b>1.52</b>

## Note 39 - Financial risk management

The Company is exposed to various financial risks arising from underlying operations and finance activities. The Company is primarily exposed to credit risk, liquidity risk and market risk.

Financial risk management within the Company is governed by policies and guidelines approved by the senior management and board of directors. These policies and guidelines cover foreign currency risk, credit risk and liquidity risk.

### (a) Credit risk management

Credit risk refers to the risk that a counterparty will default on its contractual obligations resulting in financial loss to the Company if the counterparty defaults on its obligations.

The Company is exposed to credit risk from its operating activities, primarily trade receivables.

To manage trade receivables, the Company periodically assesses the financial reliability of customers, taking into account the financial conditions, economic trends, analysis of historical bad debts and ageing of such receivables.

The Company also makes general provision for lifetime expected credit loss based on its previous experience of write off in previous years.

### The movement in credit loss allowance is as under:

		(₹ in Lacs)
Particulars	Trade receivables	
Opening balance	38.32	
Loss Allowances-		
Trade Receivables - credit impaired	340.27	
Trade Receivables which have significant increase in credit risk	-	
Written off during the year	(4.07)	
Balance at the End	374.52	

### (b) Liquidity risk management

(i) The Company manages liquidity by ensuring control on its working capital which involves adjusting production levels and purchases to market demand and daily sales of production and low receivables. It also ensures adequate credit facilities sanctioned from bank to finance the peak estimated funds requirements. The working capital credit facilities are continuing facilities which are reviewed and renewed every year. The Company also ensures that the long term funds requirements are met through adequate availability of long term capital (Debt & Equity).

			(₹ in Lacs)
Particulars	As at March 31, 2019	As at March 31, 2018	
Total committed working capital limits from Banks	4,900.00	8,890.00	
Utilized working capital limit	3,141.64	7,857.05	
Unutilized working capital limit	1,758.36	1,032.95	

### (ii) Maturities of financial liabilities

The tables below analyse the Company's financial liabilities into relevant maturity groupings based on their contractual maturities. The amount disclosed in the table are the contractual undiscounted cash flow.

					(₹ in Lacs)
Particulars	Upto 1 year	Between 1 year to 5 years	Over 5 years	Total	
<b>As at March 31, 2019</b>					
Non-derivatives					
Borrowing *	2,911.54	16,928.66	-	19,840.20	
Trade payable	9,286.57	-	-	9,286.57	
Other financial liabilities	726.64	-	-	726.64	
Total non-derivatives liabilities	12,924.75	16,928.66	-	29,853.41	
<b>As at March 31, 2018</b>					
Non-derivatives					
Borrowing *	2,945.35	9,242.42	5,106.24	17,294.01	
Trade payable	9,619.56	-	-	9,619.56	
Other financial liabilities	842.03	-	-	842.03	
Total non-derivatives liabilities	13,406.94	9,242.42	5,106.24	27,755.60	

\* Excludes utilized working capital limited disclosed above under liquidity risk management.

### (c) Market risk

Market risk is the risk that the fair value of future cash flows of a financial instrument that will fluctuate because of changes in market prices. Market risk comprise of three types of risk i.e interest rate risk, foreign currency risk and other price risk.

Financial instruments affected by market risk include trade receivables and advances.

The Company enters into derivative contracts to manage its exposure to foreign currency risk.

#### **Foreign Currency risk management**

Foreign currency risk also known as Exchange Currency Risk is the risk that the fair value or future cash flows of an exposure will fluctuate because of changes in foreign exchange rates. Foreign currency risk in the Company is attributable to Company's operating activities.

The carrying amounts of the Company's foreign currency denominated monetary assets and monetary liabilities at the end of the reporting period demoninated in Rupees are as follows :

Particulars	(₹ in Lacs)			
	Assets		Liabilities	
	As at March 31, 2019	As at March 31, 2018	As at March 31, 2019	As at March 31, 2018
USD	31.75	27.51	-	43.10
<b>Total</b>	<b>31.75</b>	<b>27.51</b>	<b>-</b>	<b>43.10</b>

#### **Foreign currency sensitivity analysis**

The Company is mainly exposed to USD.

The following table details the Company's sensitivity to a 1% increase and decrease in the Rupee against the foreign currency. The sensitivity analysis includes only outstanding foreign currency denominated monetary item as tabulated above and adjusts their translation at the period end for 1% change in foreign currency rates. A positive number indicates an increase in profit before tax or vice-versa.

Particulars	(₹ in Lacs)			
	For the year ended March 31, 2019		For the year ended March 31, 2018	
	strengthenens by 1%	weakens by 1 %	strengthenens by 1%	weakens by 1 %
Impact on profit / (loss) for the year * USD	0.32	(0.32)	0.16	(0.16)

\* Holding all other variable constant

#### **Forward foreign exchange contracts**

The Company uses derivative financial instruments exclusively for hedging financial risks that arise from its commercial business. The Company manages its foreign currency risk by hedging transactions that are expected to occur within of 2 to 3 months for hedges of forecasted sales. When a derivative is entered into for the purpose of being a hedge, the Company negotiates the terms of those derivatives to match the terms of the hedged exposure. For hedges of forecast transactions, the derivatives cover the period of exposure from the point the cash flows of the transactions are forecasted up to the point of settlement of the resulting receivable that is denominated in the foreign currency. All identified exposures are managed as per the policy duly approved by the Board of Directors.

The following table details the foreign currency derivatives contracts outstanding at the end of the reporting period :

Outstanding Contracts	No of deals		Foreign Currency ( FCY lacs )		Nominal Amount (₹ lacs )	
	As at March 31, 2019	As at March 31, 2018	As at March 31, 2019	As at March 31, 2018	As at March 31, 2019	As at March 31, 2018
USD/INR buy forward	3	19	3.57	31.98	247.19	2,089.85

\* Sensitivity on the above derivatives contracts in respect of foreign currency exposure is insignificant

#### Note 40 - Employee benefits plans

##### (a) Defined benefits plans

Gratuity scheme - The Company makes contributions for gratuity for qualifying employees. The scheme provides for a lumpsum payment to vested employees at retirement, death while in employment or on termination of employment.

(₹ in Lacs)

	Gratuity	
	Current year	Previous year
<b>Movement in the present value of defined benefit obligation (A)</b>		
1. Present value of obligation as at the beginning of the year	252.05	200.86
2. Current service cost	27.10	26.35
3. Past service cost		22.44
4. Interest cost	19.43	14.81
5. Actuarial (gain) / losses arising from change in financial assumptions	0.89	(5.60)
6. Actuarial (gain) / losses arising from change in experience adjustments	(12.35)	(0.90)
7. Benefits paid	(16.77)	(5.91)
<b>8. Present value of obligation as at the end of the year</b>	<b>270.35</b>	<b>252.05</b>
<b>Liability recognized in the financial statement (A-B)</b>	<b>270.35</b>	<b>252.05</b>
<b>Main actuarial assumption</b>		
Discount rate	7.65%	7.71%
Expected rate of increase in compensation levels	5.50%	5.50%
Mortality rates inclusive of provision for disability (100% of Indian Assured Lives Mortality (IALM) (2006-08):-		
Age upto 30 years	3.00%	3.00%
Age from 31 to 44 years	2.00%	2.00%
Age above 44 years	1.00%	1.00%
Retirement age (years)	58	58

##### Maturity profile of defined benefit obligation

(₹ in Lacs)

Year	Gratuity Amount
0 to 1 year	98.74
1 to 2 year	4.92
2 to 3 year	2.61
3 to 4 year	5.62
4 to 5 year	4.92
5 to 6 year	4.79
6 year onwards	148.71

(₹ in Lacs)

	Gratuity	
	Current year	Previous year
<b>Cost for the period</b>		
1. Current service cost	27.09	26.35
2. Past service cost	-	22.44
3. Net interest cost	19.43	14.80
<b>Total amount recognised in profit or loss</b>	<b>46.52</b>	<b>63.59</b>
<b>Re-measurements recognised in Other comprehensive income</b>		
1. Actuarial (gain) / losses arising from change in financial assumptions	0.89	(5.60)
2. Actuarial (gain) / losses arising from change in experience adjustments	(12.35)	(0.90)
<b>Total re-measurements included in Other Comprehensive Income</b>	<b>(11.46)</b>	<b>(6.50)</b>
<b>Total amount recognised in statement of profit and loss</b>	<b>35.06</b>	<b>57.09</b>

**Note 40 - Employee benefits plans**

Sensitivity analysis of the defined benefit obligation

The significant actuarial assumption for the determination of defined benefit obligations are discount rate and expected salary increase.

(₹ in Lacs)

Particulars	Gratuity
<b>a) Impact of the change in discount rate *</b>	
Present value of Obligation at the end of the year	270.35
i). Impact due to increase of 0.50%	(7.60)
ii). Impact due to decrease of 0.50%	8.17
<b>b) Impact of the change in salary increase *</b>	
Present value of Obligation at the end of the year	270.35
i). Impact due to increase of 0.50%	7.73
ii). Impact due to decrease of 0.50%	(7.25)

\* Holding all other variable constant

**(b) Defined contribution Plans**

The Company makes contribution towards employees' provident fund and employees' deposit linked insurance scheme for qualifying employees. Under the schemes, the Company is required to contribute a specified percentage of payroll cost, as specified in the rules of the schemes, to these defined contribution schemes.

The Company has recognised for contributions to these plans in the statement of profit and loss as under :

(₹ in Lacs)

Particulars	For the year ended March 31, 2019	For the year ended March 31, 2018
Company's contribution to provident and pension fund	79.17	68.43
<b>Total</b>	<b>79.17</b>	<b>68.43</b>

**Note 41 - Segment reporting**

The Company is engaged in the business of manufacture and sale of Indian Made Indian Liquor (IMIL), Bulk Alcohol and Franchise Bottling. This is the only activity performed and is thus also the main source of risks and returns. The Company's segments as reviewed by the Chief Operating Decision Maker (CODM) does not result in to identification of different ways / sources in to which they see the performance of the Company. Accordingly, the Company has a single reportable segment.

**Note 42 - Information about major customer**

(₹ in Lacs)

Particulars	For the year ended March 31, 2019	For the year ended March 31, 2018
Sale to Rajasthan State Ganga Sugar mills	45,846.43	37,651.63
<b>Total</b>	<b>45,846.43</b>	<b>37,651.63</b>

No other single customer contributed 10% or more to the company's revenue during financial year 2018-19 and 2017-18.

**Note 43 - Related party disclosures under Ind-AS - 24 “Related Party Disclosures”****a) Subsidiaries:**

Unibev Limited (Formerly known as Uber Blenders & Distillers Limited)

**b) Key management personnel and their relatives :**

Mr. Ajay Kumar Swarup ,Managing Director

Mr. Shekhar Swarup , Joint Managing director

Dr. Bhaskar Roy , Executive Director and Chief Operating Officer

Mr. Manik Lal Dutta, Executive Director

Mr. Vijay Kumar Rekhi, Executive Director (ceased to be director w.e.f. November 2, 2018)

Mr. Ajay Goyal ,Chief Financial Officer

**c) Enterprises over which key management personnel and / or their relatives exercise significant influence :**

Biotech India Limited

Chandbagh Investments Limited

GRAS education and training Services Private Limited

Himalayan Spirits Limited

Globus Spirits (Jharkhand) Limited

Globus Feeds Pvt. Ltd.

Globus Trois Freres India Limited

V C technologies Private Limited

Northern India Alcohol Sales Private Limited

Rajasthan Distilleries Private Limited

ADL Agrotech Limited (Formerly known as Associated Distilleries Limited)

**(i) Transactions with related parties :**

(₹ in Lacs)

Particulars	For the year ended March 31, 2019	For the year ended March 31, 2018
<b>Rent paid</b>		
Rajasthan Distilleries Private Limited	74.13	86.20
Biotech India Limited	64.86	69.14
Associated Distilleries Limited	6.00	6.00
<b>Expenses reimbursed</b>		
Biotech India Limited	-	0.15
GRAS education and training Services Private Limited	-	1.28
<b>Loan given</b>		
Unibev Limited (Formerly known as Uber Blenders & Distillers Limited)	1,452.50	229.34
<b>Commission / Interest income</b>		
Unibev Limited (Formerly known as Uber Blenders & Distillers Limited)	86.69	7.73
<b>Payments made on behalf of</b>		
Biotech India Limited	-	0.44
GRAS education and training Services Private Limited	1.59	1.42

<b>Closing balances with related parties :</b>			(₹ in Lacs)
<b>Particulars</b>	<b>As at March 31, 2019</b>	<b>As at March 31, 2018</b>	
<b>Security deposit given</b>			
ADL Agrotech Limited	464.94	418.87	
<b>Other receivable / (payable)</b>			
Globus Trois Freres India Limited	0.26	0.26	
Himalayan Spirits Limited	0.54	-	
Globus Spirits (Jharkhand) Limited	255.74	-	
GRAS education and training Services Private Limited	1.59	0.26	
<b>Loans and advances</b>			
Unibev Limited (Formerly known as Uber Blenders & Distillers Limited) (for the purpose of promoting the business of subsidiary)	1,681.84	229.29	

**(ii) Transactions with key managerial personnel and their relatives:**

			(₹ in Lacs)
<b>Particulars</b>	<b>For the year ended March 31, 2019</b>	<b>For the year ended March 31, 2018</b>	
<b>Managerial remuneration</b>			
Mr. Ajay Kumar Swarup	120.25	106.33	
Mr. Shekhar Swarup	90.98	69.96	
Dr. Bhaskar Roy	64.75	49.32	
Mr. Manik Lal Dutta	43.31	34.45	
Mr. Vijay Kumar Rekhi	-	69.00	
Mr. Ajay Goyal	50.00	40.49	

**Note 44- Fair value hierarchy**

None of the company's financial assets are measured at fair value at the end of each reporting period.

The following table presents fair value hierarchy of financial assets measured at fair value on a recurring basis:

					(₹ in Lacs)
	<b>Level 1</b>	<b>Level 2</b>	<b>Level 3</b>	<b>Total</b>	
<b>As at Mar 31, 2019</b>					
Financial assets					
Investment in equity instruments at FVTPL	-	-	-	-	
<b>Total financial assets</b>	-	-	-	-	
<b>As at Mar 31, 2018</b>					
Financial assets					
Investment in equity instruments at FVTPL	-	-	-	-	
<b>Total financial assets</b>	-	-	-	-	

During the year ended March 31, 2019, there were no transfers between Level 1 and Level 2 fair value measurements, and no transfers in to and out of Level 3 fair value measurements.

Level 1 inputs are quoted prices (unadjusted) in active markets for identical assets or liabilities that the entity can access at the measurement date.

Level 2 inputs other than quoted prices included within level 1 that are observable for the assets or liability, either directly or indirectly.

Level 3 inputs are unobservable inputs for the assets or liability.

**Note 45-Implementation of Ind AS 115 - Revenue from Contracts with Customers**

The Company has aligned its policy of Revenue Recognition with Ind AS 115 - "Revenue from Contracts with Customers" which is effective from April 01, 2018. Accordingly, the Company has excluded the below mentioned amounts in its Statement of Profit and Loss with respect to its arrangements with Brand franchisee. Consequent to these changes, there is no impact on the total equity and profit.

(₹ in Lacs)

Particulars	As originally reported	Increase/ (Decrease)	Restated Amounts
Revenue from operations	163,107.78	(69,886.38)	93,221.40
Other Income	548.44	(8.69)	539.75
	163,656.22	(69,895.07)	93,761.15
Cost of Material consumed	56,702.09	(5,042.49)	51,659.60
Changes in inventories of finished goods and work in progress	(268.51)	299.26	30.75
Excise duty on sale of goods	66,206.19	(58,492.14)	7,714.05
Other Expenses			
Consumption of lab chemicals and enzymes	2,286.29	(6.07)	2,280.22
Increase / (decrease) of excise duty on inventory	185.62	-	185.62
Power and fuel	8,445.08	-	8,445.08
Bottling expenses/fees	7,666.17	(969.33)	6,696.84
Excise license, establishment and supervision fees	788.16	(9.70)	778.46
Security	165.38	-	165.38
Effluent disposal	43.54	-	43.54
Flour and pet coke feeding	356.91	-	356.91
Rent including lease rentals	262.52	-	262.52
Repairs and maintenance - buildings	173.95	-	173.95
Repairs and maintenance - machinery	1,129.58	-	1,129.58
Repairs and maintenance - others	83.05	-	83.05
Insurance	62.13	-	62.13
Rates and taxes	90.22	(38.65)	51.57
Communication	37.02	-	37.02
Travelling and conveyance	240.37	-	240.37
Printing and stationery	15.02	-	15.02
Freight and handling charges	3,489.07	(881.88)	2,607.19
Business promotion and marketing	273.42	-	273.42
Donations and contributions	1.28	-	1.28
Legal and professional	394.61	-	394.61
Payments to auditors (refer note 36)	51.64	-	51.64
Subscription books & periodicals	38.93	-	38.93
Director's sitting fee	4.71	-	4.71
Business surplus to franchise	4,732.47	(4,732.47)	-
Credit impaired on trade and other receivables, loans and advances written off	82.38	-	82.38
Impairment loss recognized on trade receivables and advances	34.93	-	34.93
Expenditure on corporate social responsibility	10.50	-	10.50
Miscellaneous expenses	103.85	(21.60)	82.25
	153,888.56	(69,895.07)	83,993.49

**Note 46 - Approval of financial statements**

The standalone financial statements were approved for issue by the Board of Directors on May 7, 2019